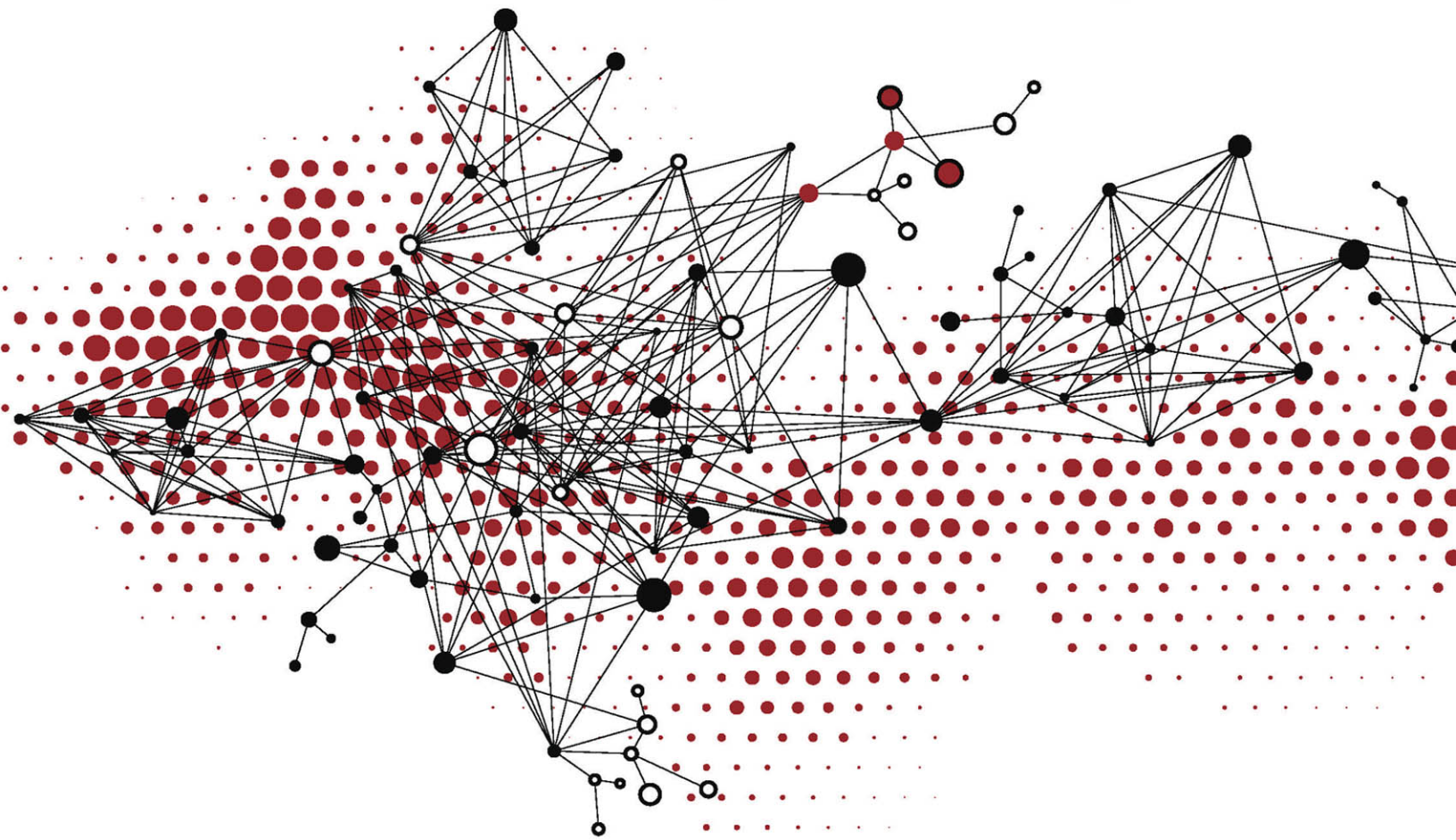


QUARTERLY **03/2017**



# **DIRECTION OF TRADE STATISTICS**

INTERNATIONAL MONETARY FUND

**DIRECTION OF  
TRADE  
STATISTICS  
QUARTERLY**

## **DIRECTION OF TRADE STATISTICS QUARTERLY**

Prepared by the IMF Statistics Department  
Louis Marc Ducharme, Director

For information related to this publication, please:

fax the Statistics Department at (202) 623-6460,

or write Statistics Department

International Monetary Fund

Washington, D.C. 20431

or refer to the **IMF Data Help** page at <http://datahelp.imf.org> for further assistance

For copyright inquiries, please fax the Editorial Division at (202) 623-6579.

For purchases only, please contact Publication Services (see information below).

Copyright © 2017, International Monetary Fund

The yearbook and quarterly issues of the *Direction of Trade* publication provide tables with current reported data (or estimates) on the value of merchandise trade statistics (exports and imports) by partner country for all IMF member states and other non-member countries. Summary tables are also presented for the world and major areas.

**Last update of data:** February 13, 2017

### **Address orders to:**

International Monetary Fund

Attention: Publication Services

P.O. Box 92780 Washington, D.C.

20090 U.S.A.

Telephone: (202) 623-7430

Telefax: (202) 623-7201

E-mail: [publications@imf.org](mailto:publications@imf.org) Internet:

<http://www.imf.org>

ISSN 0252-306X

QUARTERLY 03/2017



# **DIRECTION OF TRADE STATISTICS**

I N T E R N A T I O N A L   M O N E T A R Y   F U N D

# Selection of Statistical Publications

## ***International Financial Statistics (IFS)***

Acknowledged as a standard source of statistics on all aspects of international and domestic finance, IFS publishes, for most countries of the world, current data on exchange rates, international liquidity, international banking, money and banking, interest rates, prices, production, international transactions (including balance of payments and international investment position), government finance, and national accounts. Information is presented in tables for specific countries and in tables for area and world aggregates. IFS is published monthly and annually. Price: Subscription price is US\$945 a year (US\$614 to university faculty and students) for twelve monthly issues and the yearbook. Single copy price is US\$191 for a yearbook issue.

## ***Balance of Payments Statistics Yearbook (BOPSY)***

Balance of Payments Statistics Yearbook (BOPSY): Contains two sections; World and Regional Tables, and Country Tables. The first section presents 21 world and regional tables for major components of the balance of payments, net International Investment Position (IIP), and total financial assets and total liabilities for the IIP. The second section provides detailed tables on balance of payments statistics for 192 economies and IIP data for 152 economies. Price: US\$171.

## ***Direction of Trade Statistics (DOTS)***

The yearbook and quarterly issues of the Direction of Trade publication provide tables with current reported data (or estimates) on the value of merchandise trade statistics (exports and imports) by partner country for all IMF member states and other non-member countries. Summary tables are also presented for the world and major areas. Price: Subscription price is US\$276 a year (US\$236 to university faculty and students) for the quarterly issues and the yearbook. Price for the yearbook is US\$122.

## ***Government Finance Statistics Yearbook (GFSY)***

This annual publication provides detailed data on transactions in revenue, expense, net acquisition of assets and liabilities, other economic flows, and balances of assets and liabilities of general government and its subsectors. The data are compiled according to the framework of the 2001 Government Finance Statistics Manual, which provides for several summary measures of government fiscal performance. Price: US\$119.

## **DVD-ROM Subscriptions**

International Financial Statistics (IFS), Balance of Payments Statistics (BOPS), Direction of Trade Statistics (DOTS), and Government Finance Statistics (GFS) are available on DVD-ROM by annual subscription. The DVD-ROMs incorporate a Windows-based browser facility, as well as a flat file of the database in scientific notation. Price of each subscription: US\$250 a year for single-user PC license (US\$125 for university faculty and students). Network and redistribution licenses are negotiated on a case-by-case basis. Please visit [www.bookstore.imf.org/pricing](http://www.bookstore.imf.org/pricing) for information.

## **Subscription Packages**

### **Combined Subscription Package**

The combined subscription package includes all issues of IFS, DOTS, GFS, and BOPSY. Combined subscription price: US\$1,505 a year (US\$1,204 for university faculty and students). Expedited delivery available at additional cost; please inquire.

### **Combined Statistical Yearbook Subscription**

This subscription comprises BOPSY, IFSY, GFSY, and DOTSY at a combined rate of US\$597. Because of different publication dates of the four yearbooks, it may take up to one year to service an order. Expedited delivery available at additional cost; please inquire.

## **IFS, BOPS, DOTS, GFS on the Internet**

The Statistics Department of the Fund is pleased to make available to users the International Financial Statistics (IFS), Balance of Payments Statistics (BOPS), Direction of Trade Statistics (DOTS), and Government Finance Statistics (GFS) databases through the new, easy-to-use data.IMF.org online service. New features include Data Portals, which provide quick access to predefined tables, maps, graphs, and charts aimed at visualizing many common data searches. Data.IMF.org lets you create a basic custom-built data query using the Query tool which offers great flexibility to create larger and more complex queries. Once you have defined your query, you can structure the table the way you want it, and then convert your data into a chart or download it. A number of personalization options are available in the "My data" section such as accessing your favorites and saved queries. Free registration for My data can be obtained by clicking on the Sign In or Register link on the data.IMF.org home page.

## **Address orders to**

Publication Services, International Monetary Fund, PO Box 92780, Washington, DC 20090,  
USA Telephone: (202) 623-7430 Fax: (202) 623-7201 E-mail: [publications@imf.org](mailto:publications@imf.org)  
Internet: <http://www.bookstore.imf.org>

**Note:** Prices include the cost of delivery by surface mail. Expedited delivery is available for an additional charge.



# Contents

Introduction.....	<a href="#">xi</a>	China, P.R.: Mainland (924).....	<a href="#">171</a>	India (534).....	<a href="#">345</a>
World And Area Tables.....	<a href="#">1</a>	China, P.R.: Hong Kong (532).....	<a href="#">175</a>	Indonesia (536).....	<a href="#">349</a>
World (001).....	<a href="#">2</a>	China, P.R.: Macao (546).....	<a href="#">179</a>	Iran, Islamic Republic of (429).....	<a href="#">353</a>
Advanced Economies (110).....	<a href="#">6</a>	Colombia (233).....	<a href="#">182</a>	Iraq (433).....	<a href="#">357</a>
Emerging and Developing Economies (200).....	<a href="#">10</a>	Comoros (632).....	<a href="#">186</a>	Ireland (178).....	<a href="#">360</a>
Emerging and Developing Asia (505).....	<a href="#">14</a>	Congo, Democratic Republic of (636).....	<a href="#">189</a>	Israel (436).....	<a href="#">364</a>
Europe (170).....	<a href="#">18</a>	Congo, Republic of (634).....	<a href="#">192</a>	Italy (136).....	<a href="#">367</a>
Sub-Saharan Africa (603).....	<a href="#">22</a>	Costa Rica (238).....	<a href="#">196</a>	Jamaica (343).....	<a href="#">371</a>
Middle East, North Africa, and Pakistan (440).....	<a href="#">26</a>	Cote d'Ivoire (662).....	<a href="#">200</a>	Japan (158).....	<a href="#">374</a>
Western Hemisphere (205).....	<a href="#">30</a>	Croatia (960).....	<a href="#">204</a>	Jordan (439).....	<a href="#">378</a>
European Union (998).....	<a href="#">34</a>	Cuba (928).....	<a href="#">208</a>	Kazakhstan (916).....	<a href="#">381</a>
Country Tables.....	<a href="#">39</a>	Curacao (354).....	<a href="#">212</a>	Kenya (664).....	<a href="#">385</a>
Afghanistan, Islamic Republic of (512).....	<a href="#">40</a>	Cyprus (423).....	<a href="#">214</a>	Kiribati (826).....	<a href="#">389</a>
Albania (914).....	<a href="#">43</a>	Czech Republic (935).....	<a href="#">218</a>	Korea, Democratic People's Rep. of (954).....	<a href="#">391</a>
Algeria (612).....	<a href="#">47</a>	Denmark (128).....	<a href="#">222</a>	Korea, Republic of (542).....	<a href="#">394</a>
American Samoa (859).....	<a href="#">51</a>	Djibouti (611).....	<a href="#">226</a>	Kosovo, Republic of (967).....	<a href="#">398</a>
Angola (614).....	<a href="#">53</a>	Dominica (321).....	<a href="#">229</a>	Kuwait (443).....	<a href="#">399</a>
Anguilla (312).....	<a href="#">57</a>	Dominican Republic (243).....	<a href="#">232</a>	Kyrgyz Republic (917).....	<a href="#">403</a>
Antigua and Barbuda (311).....	<a href="#">60</a>	Ecuador (248).....	<a href="#">236</a>	Lao People's Democratic Republic (544).....	<a href="#">406</a>
Argentina (213).....	<a href="#">63</a>	Egypt (469).....	<a href="#">240</a>	Latvia (941).....	<a href="#">409</a>
Armenia, Republic of (911).....	<a href="#">67</a>	El Salvador (253).....	<a href="#">244</a>	Lebanon (446).....	<a href="#">413</a>
Aruba (314).....	<a href="#">71</a>	Equatorial Guinea (642).....	<a href="#">247</a>	Lesotho (666).....	<a href="#">417</a>
Australia (193).....	<a href="#">74</a>	Eritrea (643).....	<a href="#">250</a>	Liberia (668).....	<a href="#">420</a>
Austria (122).....	<a href="#">78</a>	Estonia (939).....	<a href="#">253</a>	Libya (672).....	<a href="#">423</a>
Azerbaijan, Republic of (912).....	<a href="#">82</a>	Ethiopia (644).....	<a href="#">257</a>	Lithuania (946).....	<a href="#">426</a>
Bahamas, The (313).....	<a href="#">85</a>	Falkland Islands (323).....	<a href="#">261</a>	Luxembourg (137).....	<a href="#">430</a>
Bahrain, Kingdom of (419).....	<a href="#">88</a>	Faroe Islands (816).....	<a href="#">263</a>	Macedonia, FYR (962).....	<a href="#">434</a>
Bangladesh (513).....	<a href="#">92</a>	Fiji (819).....	<a href="#">267</a>	Madagascar (674).....	<a href="#">438</a>
Barbados (316).....	<a href="#">95</a>	Finland (172).....	<a href="#">271</a>	Malawi (676).....	<a href="#">442</a>
Belarus (913).....	<a href="#">99</a>	France (132).....	<a href="#">275</a>	Malaysia (548).....	<a href="#">445</a>
Belgium (124).....	<a href="#">103</a>	French Territories: French Polynesia (887).....	<a href="#">279</a>	Maldives (556).....	<a href="#">449</a>
Belize (339).....	<a href="#">107</a>	French Territories: New Caledonia (839).....	<a href="#">283</a>	Mali (678).....	<a href="#">452</a>
Benin (638).....	<a href="#">110</a>	Gabon (646).....	<a href="#">287</a>	Malta (181).....	<a href="#">456</a>
Bermuda (319).....	<a href="#">113</a>	Gambia, The (648).....	<a href="#">290</a>	Marshall Islands, Republic of (867).....	<a href="#">460</a>
Bhutan (514).....	<a href="#">116</a>	Georgia (915).....	<a href="#">293</a>	Mauritania (682).....	<a href="#">462</a>
Bolivia (218).....	<a href="#">118</a>	Germany (134).....	<a href="#">296</a>	Mauritius (684).....	<a href="#">466</a>
Bosnia and Herzegovina (963).....	<a href="#">122</a>	Ghana (652).....	<a href="#">300</a>	Mexico (273).....	<a href="#">470</a>
Botswana (616).....	<a href="#">126</a>	Gibraltar (823).....	<a href="#">304</a>	Micronesia, Federated States of (868).....	<a href="#">472</a>
Brazil (223).....	<a href="#">129</a>	Greece (174).....	<a href="#">307</a>	Moldova (921).....	<a href="#">474</a>
Brunei Darussalam (516).....	<a href="#">133</a>	Greenland (326).....	<a href="#">311</a>	Mongolia (948).....	<a href="#">478</a>
Bulgaria (918).....	<a href="#">136</a>	Grenada (328).....	<a href="#">314</a>	Montenegro (943).....	<a href="#">481</a>
Burkina Faso (748).....	<a href="#">140</a>	Guam (829).....	<a href="#">317</a>	Montserrat (351).....	<a href="#">485</a>
Burundi (618).....	<a href="#">143</a>	Guatemala (258).....	<a href="#">319</a>	Morocco (686).....	<a href="#">487</a>
Cabo Verde (624).....	<a href="#">146</a>	Guinea (656).....	<a href="#">323</a>	Mozambique (688).....	<a href="#">491</a>
Cambodia (522).....	<a href="#">149</a>	Guinea-Bissau (654).....	<a href="#">326</a>	Myanmar (518).....	<a href="#">495</a>
Cameroon (622).....	<a href="#">153</a>	Guyana (336).....	<a href="#">328</a>	Namibia (728).....	<a href="#">498</a>
Canada (156).....	<a href="#">157</a>	Haiti (263).....	<a href="#">331</a>	Nauru (836).....	<a href="#">502</a>
Central African Republic (626).....	<a href="#">161</a>	Honduras (268).....	<a href="#">334</a>	Nepal (558).....	<a href="#">504</a>
Chad (628).....	<a href="#">164</a>	Hungary (944).....	<a href="#">337</a>	Netherlands (138).....	<a href="#">508</a>
Chile (228).....	<a href="#">167</a>	Iceland (176).....	<a href="#">341</a>	New Zealand (196).....	<a href="#">512</a>

“Country” in this publication does not always refer to a territorial entity that is a state as understood by international law and practice; the term also covers the euro area, the Eastern Caribbean Currency Union, and some nonsovereign territorial entities, for which statistical data are provided internationally on a separate basis.

Nicaragua (278).....	<a href="#">516</a>	Seychelles (718).....	<a href="#">598</a>	Timor-Leste, Dem. Rep. of (537).....	<a href="#">676</a>
Niger (692).....	<a href="#">519</a>	Sierra Leone (724).....	<a href="#">602</a>	Togo (742).....	<a href="#">678</a>
Nigeria (694).....	<a href="#">522</a>	Singapore (576).....	<a href="#">605</a>	Tonga (866).....	<a href="#">681</a>
Norway (142).....	<a href="#">526</a>	Sint Maarten (352).....	<a href="#">609</a>	Trinidad and Tobago (369).....	<a href="#">684</a>
Oman (449).....	<a href="#">530</a>	Slovak Republic (936).....	<a href="#">610</a>	Tunisia (744).....	<a href="#">688</a>
Pakistan (564).....	<a href="#">534</a>	Slovenia (961).....	<a href="#">614</a>	Turkey (186).....	<a href="#">692</a>
Palau (565).....	<a href="#">538</a>	Solomon Islands (813).....	<a href="#">618</a>	Turkmenistan (925).....	<a href="#">696</a>
Panama (283).....	<a href="#">540</a>	Somalia (726).....	<a href="#">620</a>	Tuvalu (869).....	<a href="#">698</a>
Papua New Guinea (853).....	<a href="#">543</a>	South Africa (199).....	<a href="#">623</a>	Uganda (746).....	<a href="#">700</a>
Paraguay (288).....	<a href="#">546</a>	South Sudan (733).....	<a href="#">627</a>	Ukraine (926).....	<a href="#">702</a>
Peru (293).....	<a href="#">550</a>	Spain (184).....	<a href="#">628</a>	United Arab Emirates (466).....	<a href="#">706</a>
Philippines (566).....	<a href="#">554</a>	Sri Lanka (524).....	<a href="#">632</a>	United Kingdom (112).....	<a href="#">710</a>
Poland (964).....	<a href="#">558</a>	St. Kitts and Nevis (361).....	<a href="#">636</a>	United States (111).....	<a href="#">714</a>
Portugal (182).....	<a href="#">562</a>	St. Lucia (362).....	<a href="#">639</a>	Uruguay (298).....	<a href="#">718</a>
Qatar (453).....	<a href="#">566</a>	St. Vincent and the Grenadines (364).....	<a href="#">642</a>	Uzbekistan (927).....	<a href="#">722</a>
Romania (968).....	<a href="#">569</a>	Sudan (732).....	<a href="#">645</a>	Vanuatu (846).....	<a href="#">725</a>
Russian Federation (922).....	<a href="#">573</a>	Suriname (366).....	<a href="#">647</a>	Vatican (187).....	<a href="#">728</a>
Rwanda (714).....	<a href="#">577</a>	Swaziland (734).....	<a href="#">650</a>	Venezuela, Republica Bolivariana de (299).....	<a href="#">730</a>
Samoa (862).....	<a href="#">580</a>	Sweden (144).....	<a href="#">653</a>	Vietnam (582).....	<a href="#">734</a>
San Marino (135).....	<a href="#">582</a>	Switzerland (146).....	<a href="#">657</a>	West Bank and Gaza (487).....	<a href="#">737</a>
Sao Tome and Principe (716).....	<a href="#">584</a>	Syrian Arab Republic (463).....	<a href="#">661</a>	Yemen, Republic of (474).....	<a href="#">740</a>
Saudi Arabia (456).....	<a href="#">586</a>	Tajikistan (923).....	<a href="#">665</a>	Zambia (754).....	<a href="#">743</a>
Senegal (722).....	<a href="#">590</a>	Tanzania (738).....	<a href="#">668</a>	Zimbabwe (698).....	<a href="#">747</a>
Serbia, Republic of (942).....	<a href="#">594</a>	Thailand (578).....	<a href="#">672</a>	Notes.....	<a href="#">751</a>

“Country” in this publication does not always refer to a territorial entity that is a state as understood by international law and practice; the term also covers the euro area, the Eastern Caribbean Currency Union, and some nonsovereign territorial entities, for which statistical data are provided internationally on a separate basis.

# Country and Area Codes

<b>001</b>	<b>World</b>	576	Singapore
<b>110</b>	<b>Advanced Economies</b>	144	Sweden <sup>1</sup>
163	Euro Area	146	Switzerland
122	Austria <sup>1</sup>	112	United Kingdom <sup>1</sup>
124	Belgium <sup>1</sup>	111	United States
423	Cyprus <sup>1</sup>	187	Vatican
939	Estonia <sup>1</sup>	<b>200</b>	<b>Emerging and Developing Economies</b>
172	Finland <sup>1</sup>	<b>505</b>	<b>Emerging and Developing Asia</b>
132	France <sup>1,3</sup>	859	American Samoa
134	Germany <sup>1</sup>	513	Bangladesh
174	Greece <sup>1</sup>	514	Bhutan
178	Ireland <sup>1</sup>	516	Brunei Darussalam <sup>2</sup>
136	Italy <sup>1</sup>	522	Cambodia
941	Latvia <sup>1</sup>	924	China,P.R.: Mainland
946	Lithuania <sup>1</sup>	819	Fiji
137	Luxembourg <sup>1</sup>	887	French Territories: French Polynesia
181	Malta <sup>1</sup>	839	French Territories: New Caledonia
138	Netherlands <sup>1</sup>	829	Guam
182	Portugal <sup>1</sup>	534	India
936	Slovak Republic <sup>1</sup>	536	Indonesia
961	Slovenia <sup>1</sup>	826	Kiribati
184	Spain <sup>1</sup>	544	Lao People's Dem.Rep
193	Australia	548	Malaysia
156	Canada	556	Maldives
532	China,P.R.:Hong Kong	867	Marshall Islands, Republic of
546	China,P.R.:Macao	868	Micronesia, Federated States of
935	Czech Republic <sup>1</sup>	948	Mongolia
128	Denmark <sup>1</sup>	518	Myanmar
176	Iceland	836	Nauru
436	Israel	558	Nepal
158	Japan	565	Palau
542	Korea, Republic of	853	Papua New Guinea
196	New Zealand	566	Philippines
142	Norway	862	Samoa
135	San Marino	813	Solomon Islands

<sup>1</sup> The data for the European Union (EU) for all periods cover Austria, Belgium, Belgium-Luxembourg, Bulgaria, Croatia, Cyprus, Czech Republic, Denmark, Estonia, Finland, France, Germany, Greece, Hungary, Ireland, Italy, Latvia, Lithuania, Luxembourg, Malta, Netherlands, Poland, Portugal, Romania, Slovak Republic, Slovenia, Spain, Sweden, and the United Kingdom.

<sup>2</sup> The Export Earnings: Fuel Countries are Algeria, Angola, the Republic of Azerbaijan, the Kingdom of Bahrain, Bolivia, Brunei Darussalam, Chad, Colombia, the Republic of Congo, Ecuador, Equatorial Guinea, Gabon, the Islamic Republic of Iran, Iraq, Kazakhstan, Kuwait, Libya, Nigeria, Oman, Qatar, Russian Federation, Saudi Arabia, the Republic of South Sudan, Timor-Leste, Trinidad and Tobago, Turkmenistan, United Arab Emirates, the República Bolivariana de Venezuela and the Republic of Yemen.

<sup>3</sup> Beginning in 1997, data for France include trade of French Guiana, Guadeloupe, Martinique, and Reunion. French trade data includes trade of Mayotte.



# Country and Area Codes

524	Sri Lanka	926	Ukraine
578	Thailand	927	Uzbekistan
537	Timor-Leste <sup>2</sup>	884	Europe not specified
866	Tonga	<b>440</b>	<b>Middle East, North Africa, and Pakistan</b>
869	Tuvalu	512	Afghanistan, I.R. of
846	Vanuatu	612	Algeria <sup>2</sup>
582	Vietnam	419	Bahrain, Kingdom of <sup>2</sup>
598	Asia not specified	611	Djibouti
<b>170</b>	<b>Europe</b>	469	Egypt
<b>903</b>	<b>Emerging and Developing Europe</b>	429	Iran, I.R. of <sup>2</sup>
914	Albania	433	Iraq <sup>2</sup>
963	Bosnia and Herzegovina	439	Jordan
918	Bulgaria <sup>1</sup>	443	Kuwait <sup>2</sup>
960	Croatia <sup>1</sup>	446	Lebanon
816	Faroe Islands	672	Libya <sup>2</sup>
823	Gibraltar	682	Mauritania
944	Hungary <sup>1</sup>	686	Morocco
967	Kosovo	449	Oman <sup>2</sup>
962	Macedonia, FYR	564	Pakistan
943	Montenegro	453	Qatar <sup>2</sup>
964	Poland <sup>1</sup>	456	Saudi Arabia <sup>2</sup>
968	Romania <sup>1</sup>	726	Somalia
942	Serbia, Republic of	732	Sudan
186	Turkey	463	Syrian Arab Republic
<b>901</b>	<b>CIS</b>	744	Tunisia
911	Armenia	466	United Arab Emirates <sup>2</sup>
912	Azerbaijan, Rep. of <sup>2</sup>	487	West Bank and Gaza
913	Belarus	474	Yemen, Republic of <sup>2</sup>
915	Georgia	489	Middle East not specified
916	Kazakhstan <sup>2</sup>	<b>603</b>	<b>Sub-Saharan Africa</b>
917	Kyrgyz Republic	614	Angola <sup>2</sup>
921	Moldova	638	Benin
922	Russian Federation <sup>2</sup>	616	Botswana
923	Tajikistan	748	Burkina Faso
925	Turkmenistan <sup>2</sup>	618	Burundi

<sup>1</sup> The data for the European Union (EU) for all periods cover Austria, Belgium, Belgium-Luxembourg, Bulgaria, Croatia, Cyprus, Czech Republic, Denmark, Estonia, Finland, France, Germany, Greece, Hungary, Ireland, Italy, Latvia, Lithuania, Luxembourg, Malta, Netherlands, Poland, Portugal, Romania, Slovak Republic, Slovenia, Spain, Sweden, and the United Kingdom.

<sup>2</sup> The Export Earnings: Fuel Countries are Algeria, Angola, the Republic of Azerbaijan, the Kingdom of Bahrain, Bolivia, Brunei Darussalam, Chad, Colombia, the Republic of Congo, Ecuador, Equatorial Guinea, Gabon, the Islamic Republic of Iran, Iraq, Kazakhstan, Kuwait, Libya, Nigeria, Oman, Qatar, Russian Federation, Saudi Arabia, the Republic of South Sudan, Timor-Leste, Trinidad and Tobago, Turkmenistan, United Arab Emirates, the República Bolivariana de Venezuela and the Republic of Yemen.

<sup>3</sup> Beginning in 1997, data for France include trade of French Guiana, Guadeloupe, Martinique, and Reunion. French trade data includes trade of Mayotte.

# Country and Area Codes

624	Cabo Verde	734	Swaziland
622	Cameroon	738	Tanzania
626	Central African Rep.	742	Togo
628	Chad <sup>2</sup>	746	Uganda
632	Comoros	754	Zambia
636	Congo, Dem. Rep. of	698	Zimbabwe
634	Congo, Republic of <sup>2</sup>	799	Africa not specified
662	Côte d'Ivoire	<b>205</b>	<b>Western Hemisphere</b>
642	Equatorial Guinea <sup>2</sup>	312	Anguilla
643	Eritrea	311	Antigua and Barbuda
644	Ethiopia	213	Argentina
646	Gabon <sup>2</sup>	314	Aruba
648	Gambia, The	313	Bahamas, The
652	Ghana	316	Barbados
656	Guinea	339	Belize
654	Guinea-Bissau	319	Bermuda
664	Kenya	218	Bolivia <sup>2</sup>
666	Lesotho	223	Brazil
668	Liberia	228	Chile
674	Madagascar	233	Colombia <sup>2</sup>
676	Malawi	238	Costa Rica
678	Mali	354	Curacao
684	Mauritius	321	Dominica
688	Mozambique	243	Dominican Republic
728	Namibia	248	Ecuador <sup>2</sup>
692	Niger	253	El Salvador
694	Nigeria <sup>2</sup>	323	Falkland Islands
696	Reunion <sup>3</sup>	326	Greenland
714	Rwanda	328	Grenada
716	São Tomé & Príncipe	258	Guatemala
722	Senegal	336	Guyana
718	Seychelles	263	Haiti
724	Sierra Leone	268	Honduras
199	South Africa	343	Jamaica
733	South Sudan, Rep. of <sup>2</sup>	273	Mexico

<sup>1</sup> The data for the European Union (EU) for all periods cover Austria, Belgium, Belgium-Luxembourg, Bulgaria, Croatia, Cyprus, Czech Republic, Denmark, Estonia, Finland, France, Germany, Greece, Hungary, Ireland, Italy, Latvia, Lithuania, Luxembourg, Malta, Netherlands, Poland, Portugal, Romania, Slovak Republic, Slovenia, Spain, Sweden, and the United Kingdom.

<sup>2</sup> The Export Earnings: Fuel Countries are Algeria, Angola, the Republic of Azerbaijan, the Kingdom of Bahrain, Bolivia, Brunei Darussalam, Chad, Colombia, the Republic of Congo, Ecuador, Equatorial Guinea, Gabon, the Islamic Republic of Iran, Iraq, Kazakhstan, Kuwait, Libya, Nigeria, Oman, Qatar, Russian Federation, Saudi Arabia, the Republic of South Sudan, Timor-Leste, Trinidad and Tobago, Turkmenistan, United Arab Emirates, the República Bolivariana de Venezuela and the Republic of Yemen.

<sup>3</sup> Beginning in 1997, data for France include trade of French Guiana, Guadeloupe, Martinique, and Reunion. French trade data includes trade of Mayotte.

# Country and Area Codes

351	Montserrat	299	Venezuela, Rep. Bol. <sup>2</sup>
353	Netherlands Antilles	399	Western Hemisphere not specified
278	Nicaragua	<b>898</b>	<b>Countries and Areas not specified</b>
283	Panama	<b>899</b>	<b>Special Categories</b>
288	Paraguay	<b>910</b>	<b>Other Countries not included elsewhere</b>
293	Peru	928	Cuba
352	Sint Maarten	954	Korea, Dem. People's Rep.
361	St. Kitts and Nevis	<b>Memorandum Items</b>	
362	St. Lucia	605	Africa
364	St. Vincent & Grens.	405	Middle East
366	Suriname	998	European Union <sup>1</sup>
369	Trinidad and Tobago <sup>2</sup>	80	Export earnings: fuel <sup>2</sup>
298	Uruguay	92	Export earnings: nonfuel

<sup>1</sup> The data for the European Union (EU) for all periods cover Austria, Belgium, Belgium-Luxembourg, Bulgaria, Croatia, Cyprus, Czech Republic, Denmark, Estonia, Finland, France, Germany, Greece, Hungary, Ireland, Italy, Latvia, Lithuania, Luxembourg, Malta, Netherlands, Poland, Portugal, Romania, Slovak Republic, Slovenia, Spain, Sweden, and the United Kingdom.

<sup>2</sup> The Export Earnings: Fuel Countries are Algeria, Angola, the Republic of Azerbaijan, the Kingdom of Bahrain, Bolivia, Brunei Darussalam, Chad, Colombia, the Republic of Congo, Ecuador, Equatorial Guinea, Gabon, the Islamic Republic of Iran, Iraq, Kazakhstan, Kuwait, Libya, Nigeria, Oman, Qatar, Russian Federation, Saudi Arabia, the Republic of South Sudan, Timor-Leste, Trinidad and Tobago, Turkmenistan, United Arab Emirates, the República Bolivariana de Venezuela and the Republic of Yemen.

<sup>3</sup> Beginning in 1997, data for France include trade of French Guiana, Guadeloupe, Martinique, and Reunion. French trade data includes trade of Mayotte.



# Introduction

The quarterly issues, yearbook, CD-ROM, and on-line portal of the Direction of Trade Statistics (DOTS) present, for all member countries of the International Monetary Fund (the Fund) and other non-member countries, the value of merchandise exports and imports by partner country. DOTS republish monthly, quarterly, annual trade statistics as submitted by countries to the Fund. Furthermore, reported data are supplemented by estimates whenever such data are not current or are not available on a monthly basis. Monthly estimates are consistent with quarterly and annual reported data, when available.

Data reported to DOTS follow the concepts and definitions of the United Nations' *International Merchandise Trade Statistics* (IMTS 2010), which provides the conceptual framework and guidance for recording physical movements of goods between countries and areas. The term "merchandise" has the same meaning as the term "goods".

The quarterly issues (DOTSQ) and the yearbook (DOTSY) present figures for the most recent quarters and years, respectively. The CD-ROM presents information from 1980 onwards for monthly, quarterly, and annual data. The on-line portal, accessible from the IMF data page (<http://data.imf.org/>), presents monthly and quarterly series starting 1960, and annual data starting 1941. Area and world aggregates showing trade flows between major areas of the world are also presented.

World and area tables present (1) world aggregates comprising all countries, including countries that do not report to the Fund and are estimated based on trade partner data, (2) advanced economies aggregates derived from the figures for the countries classified as advanced economies with a subgroup of the Euro Area, (3) emerging and developing countries aggregates and subgroups, namely, Developing Asia, Europe with a sub-group of Commonwealth of Independent States (CIS), Middle East North Africa and Pakistan, Sub-Saharan Africa, and Western Hemisphere, and (4) Africa, Middle East, and European Union aggregates. Aggregates for the World table are calculated as the sum of aggregates from the tables for the Advanced Economies and Emerging and Developing Economies. It also includes trade of countries comprising the group "other countries n.i.e." and data for a country or area not specified and for "special categories."

The term "country," as used in this publication, does not in all cases refer to a territorial entity that is a state as understood by international law and practice; the term also

covers some nonsovereign territorial entities, for which statistical data are maintained and provided internationally on a separate and independent basis. The information on exports and imports by trading partners that countries report to the Fund varies in terms of frequency and timeliness. Monthly data are made available on a regular and current basis (i.e., with a delay of four months or less from the current month) by all of the advanced countries plus developing and emerging economies with large shares of world trade. Together, these countries have represented more than 90 percent of the value of recorded world exports and imports in recent years (Table 1). Other countries may report monthly data that are less current, or the information may be compiled and made available in quarterly or annual frequency.

Coverage of DOTS is augmented by using trade statistics available from other international organizations. Monthly data for all European Union member countries are sourced from the COMEXT database maintained by EUROSTAT. Annual data reported to the United Nations COMTRADE database are incorporated in DOTS for countries that do not report to the Fund. Furthermore, the availability of partner data makes it possible to calculate estimates of countries for which data are not obtainable from other sources.

## Estimation procedure

The estimation procedure is described in the IMF working paper *New Estimates for Direction of Trade Statistics* (IMF (2017), forthcoming).<sup>1</sup> Reported data at the monthly, quarterly, and annual frequencies are the basis of all estimates in DOTS. When monthly data are unavailable, the DOTS database is supplemented with estimates. Briefly, the estimation procedure proceeds as follows:

Estimation occurs if a reporting country does not report trade with its partners for a specific period. Data are estimated for all partners. In the absence of some or all of the monthly DOTS, quarterly or annual reported DOTS are used. Annual reported data to the UN COMTRADE database are treated as reported to the Fund. When only annual or quarterly data are available, the monthly trade between country A and B

<sup>1</sup> The current methodology is used to estimate periods starting January 2000. Estimates from January 1981 to December 1999 are based on the previous methodology, described in *A Guide to Direction of Trade Statistics* (1993) and available from the Fund's Publications Section ([www.imf.org/external/pubs/cat/longres.cfm?sk=154.0](http://www.imf.org/external/pubs/cat/longres.cfm?sk=154.0)). Estimates prior to January 2000 will be recalculated using the current methodology in the coming months.

is distributed over the relevant months using the following information (in order of priority): (1) the monthly value of the partner trade reported by country B; (2) the monthly total value of imports and exports reported in the Fund's *International Financial Statistics* (IFS) by country A; or (3) the monthly value of trade that all other partner countries have reported with country A for the specific month. The monthly distribution is done through a time-series procedure that reproduces at the best the month-to-month changes of the information available at the monthly level and, simultaneously, produces estimates that are consistent with quarterly or annual data reported by countries. Estimates are computed for months, and then quarterly and annual totals are obtained by summation.

The sum of the DOTS may not coincide with the IFS totals. This happens, for example, when countries do not report all their trade by geographic destination due to confidentiality reasons. Official reported data to DOTS are not adjusted to comply with the IFS totals. The IFS totals are used in the validation checks to verify the quality of trade statistics by partner countries in DOTS. Furthermore, IFS totals are also used in the estimation of bilateral trade when no information is available on the bilateral trade. For comparison purposes, total exports and total imports are shown in the lines IFS World Total and DOTS World Total for each country.

Only for countries that have never reported data by trade partners to the Fund or to the United Nations COMTRADE, estimates are obtained by using directly the corresponding bilateral flow reported by counterpart countries. For example, if country B has never reported trade statistics with a geographical breakdown, but country A has reported imports from country B, then A's data for imports are used to estimate B's exports. Because imports are valued on a cost, insurance, and freight (CIF) basis and exports on a free on board (FOB) basis, the data are adjusted for the cost of freight and insurance. A CIF/FOB factor of 1.06 is currently used. Reported imports CIF are divided by 1.06 (i.e., the CIF/FOB factor) to give partner country estimates of exports FOB. Similarly, reported exports FOB are multiplied by 1.06 to give partner country imports CIF. Given the absence of timely data

on cost, insurance, and freight, the 6 percent CIF/FOB factor represents a simplified estimate of these costs, which vary widely across countries and transactions. Further details on the choice of the CIF/FOB factor are provided in IMF (2017).

Overall, only a small portion of world trade is omitted from DOTS; this portion may comprise (1) unreported trade among developing countries; (2) unreported trade between developing countries and the countries comprising the group "other countries n.i.e."; and (3) unreported trade among "other countries n.i.e."

No estimates, however, are compiled for periods prior to 1981 or based on benchmark data referring to 1980 or earlier. Moreover, data reported from countries' own records, even with longer delays, continually broaden the base of reported data, thereby replacing previously estimated figures. Area and world totals are compiled from reported data and estimates. The share of estimates in world and area totals increases over time due to the increased recourse to estimation for countries that report their trade statistics with delay (see Table 1).

## Symbols

Figures shown without symbols are data reported from the respective country's own records.

Figures followed by the letter 'r' indicate that data are estimated on a monthly basis, but reconciled with official monthly, quarterly and/or annual information available by the reporting country.

Figures followed by the letter 'e' indicate that data are estimated using counterpart information only.

The following symbols are used throughout DOTS as well:

All figures are rounded to one decimal place.

An ellipse (...) indicates a lack of data.

A "0" indicates that a figure is zero or less than half a significant digit.

Table 1. DATA COVERAGE FOR RECENT PERIODS

Period	World Trade			
	Data Reported		Data Estimated	
	Number of Countries <sup>1</sup>	Percent of World Trade	Number of Countries	Percent of World Trade
2013	152	95.9	58	4.1
2014	145	95.8	65	4.2
2015	139	96.0	71	4.0
2015 Q3	77	90.2	133	9.8
2015 Q4	77	90.5	133	9.5
2016 Q1	70	90.4	140	9.6
2016 Q2	64	88.6	146	11.4
2016 Q3	60	86.7	150	13.3

## Composition of country, world, and area pages

Country pages are shown for all countries with both reported and estimated data. Estimated figures – which are clearly indicated in the tables – should be intended as IMF staff estimates and not as data officially reported by countries. Both reported and estimated trade are included in the calculation of world and area totals.

Country pages include lines for all partner countries that have been reported or estimated. Where relevant, these pages also include lines for country or area data not specified and for “special categories.” Trade included under “special categories” may cover military trade, transactions in free zones, or transactions in aircraft or ships. These data have not been designated to a partner country by the trade statistics compilers, nor have they been included by item in the reported data as an area not specified.

Country pages also include memorandum item lines for Africa, Middle East, the European Union (EU), Export Earnings: Fuel, and Export Earnings: Non-Fuel Countries. Data in these memorandum lines show trade by all members of the group with the respective country. Similarly, these memorandum lines appear on the area and world pages. The memorandum line represents trade by all individual members of the group. For example, the EU line on the world page represents trade by all EU members with the world, including trade among members. It does not present the EU data as if the EU was a single country. Users interested in such statistics would need to subtract intra-EU trade.

Summary tables for the world and areas are calculated from the data shown on the country page. They show the trade by a group of countries to and from the individual countries listed in the table. This is analogous to stacking all the pages for the individual countries in an area and adding vertically to yield an aggregate table on the top of the stack.

## Currency

All data are expressed in terms of U.S. dollars. As most of the countries report in their national currency, U.S. dollar equivalents are obtained by converting data at period average exchange rates published in lines rf or rh on the country pages in IFS. Data are generally converted at their highest available frequency and are subsequently aggregated to longer periods: for example, monthly data are converted at monthly exchange rates and the resulting U.S. dollar equivalents are aggregated to quarterly and annual values.

## Consistency between partner country data

It is sometimes assumed that corresponding export and import data between partner countries should be consistent. That is, the exports from Country A to B should be equal to the imports of Country B from A, after taking into account the insurance and freight costs under the generally observed case that Country B imports are valued on a CIF basis. The DOTS estimation system uses this assumption in the few cases where one partner has never reported data.

However, in addition to the inclusion of insurance and freight in imports CIF, it should be noted that there are several complications that can cause inconsistency between exports to a partner and the partner's recorded imports FOB, or between imports FOB from a partner and the partner's recorded exports. The principal reasons for inconsistent statistics on destination and origin for a given shipment are differences in 1) classification concepts and detail, 2) time of recording, 3) valuation, and 4) coverage, as well as 5) processing errors.

## Classification concepts and detail

*Destination/origin classification concepts in the presence of transshipment:* Much trade is consigned via other countries, for example, a substantial volume of German trade passes through the Netherlands. An inconsistency in reported trade data can arise when the trade of the originating country is classified as going to either a first or proximate destination that is a transshipment point, whereas the ultimate destination country classifies the same trade according to its ultimate source. Sometimes, the final destination country is unknown at the point of exports.

Alternatively, the originating country may classify the shipment as going to the ultimate destination country, whereas the ultimate destination country classifies the same trade according to a proximate source that is a transshipment point. The lack of uniformity in the classification may also result from the application of different national customs instructions used in determining origin, transshipment, and destination countries.

*Lack of destination/source country detail in published statistics:* These conditions cause immediate problems in identifying trade counterparty information from published data. Destination/origin country for military and other confidential items and government goods may not be published or may be published only by regional aggregates. A destination can also be indeterminate and thus not be published, because the transshipment dispatcher may lack knowledge about the ultimate destination at the time of consignment. Regional aggregates without country detail may also be published when the trade of individual partners in a region is below a threshold level.

## Time of recording

A lag occurs between shipment of an export and receipt of an import, especially for goods that are shipped over long distances. To avoid timing inconsistencies, international national accounts and balance of payments accounting standards recommend a change of ownership principle to assign a date to transactions. Under this principle, an exported good changes ownership at shipment from the exporting country, at which time the exporting country records an export and the destination country records an import (FOB). However, for practical reasons in accordance with *IMTS 2010*, the customs authorities of the importing country record the receipt of these goods later, when they arrive at the receiving country's frontier. This can cause a timing inconsistency. The



result is that the same shipment can appear in an importing country's statistics for a month, quarter, and/or year that is later than the period that appears in the exporting country's statistics.

### **Valuation**

Apart from the CIF and FOB valuations, possible reasons for inconsistent valuation of a given shipment between source and destination include inconsistent currency conversion, evasion, anti-evasion procedures, values not known at the time of consignment, and differences in treatment of particular costs or procedures for assessment.

### **Coverage**

Shipments to and from free-trade zones and bonded warehouses, exclusion of military and other confidential items and government goods, value thresholds for customs registration of shipments, returned goods, and other goods missed by customs (or surveys) are examples of coverage differences that can result in inconsistencies.

### **Processing errors**

As a result of reporting and processing lags, trade data for a given period are often released before all customs documents for the period have been processed. These data are sometimes not revised, or, if data are revised, errors are nevertheless made in assigning the date on which goods are shipped or received and the late data are assigned to the wrong month, quarter, and/or year. Errors can also be made in assigning a destination to exports and an origin to imports during customs clearances, or in cases when the ultimate destination is changed after the initial consignment during trans-shipment, the change is not incorporated into published statistics via the release of revised data.

These issues should be considered in interpreting the data. International cooperation in harmonizing and reconciling customs procedures and definitions may assist in reducing differences, and, in a few cases, countries have reconciled data or have used partner data to make their own estimates.



# Introduction

Les numéros trimestriels, l'annuaire, le disque optique compact (CD-ROM) et le portail en ligne des statistiques sur la répartition géographique des échanges (*Direction of Trade Statistics* — DOTS) présentent pour l'ensemble des pays membres du Fonds monétaire international (FMI) et pour d'autres pays non membres, la valeur des marchandises qu'ils ont exportées et importées ventilée par pays partenaire. DOTS republie les statistiques sur les échanges communiquées par les pays au FMI sur une base mensuelle, trimestrielle ou annuelle. En outre, lorsque les données ne sont pas actualisées ou disponibles tous les mois, elles sont complétées par des estimations. Les estimations mensuelles cadrent avec les données trimestrielles et les données annuelles, lorsqu'elles sont disponibles.

Les données sont communiquées à DOTS suivant les concepts et les définitions des *International Merchandise Trade Statistics* (IMTS 2010 — traduction française à paraître) des Nations Unies. Ce manuel propose un cadre conceptuel et des orientations pour l'enregistrement des déplacements physiques de marchandises d'un pays et d'une région à l'autre. Les termes « marchandise » et « bien » ont la même signification.

Les numéros trimestriels (DOTSQ) et l'annuaire (DOTSY) présentent, respectivement, les chiffres disponibles pour les trimestres et années les plus récentes. Le CD-ROM présente des informations sur les données mensuelles, trimestrielles et annuelles à partir de 1980. Le portail en ligne, accessible sur le site Web du FMI (<http://data.imf.org/>), propose des séries mensuelles et annuelles à partir de 1960 et des données annuelles à partir de 1941. Des agrégats mondiaux et régionaux des flux commerciaux entre les principales régions du monde sont aussi présentés.

Les tableaux établis pour le monde et les régions présentent 1) les agrégats mondiaux couvrant l'ensemble des pays, y compris des pays qui ne communiquent pas de données au FMI, pour lesquels des estimations sont établies à partir des données des partenaires commerciaux ; 2) les agrégats des économies avancées dérivés des données transmises par les pays faisant partie de cette catégorie, avec un sous-groupe pour la zone euro ; 3) les agrégats et sous-groupes des pays émergents ou en développement, à savoir : Afrique subsaharienne, Europe (avec le sous-groupe de la Communauté des États indépendants (CEI), Hémisphère occidental, Moyen-Orient, Afrique du Nord et Pakistan

et pays d'Asie en développement, — et 4) les agrégats de l'Afrique, du Moyen-Orient et de l'Union européenne. Les agrégats du tableau mondial correspondent à la somme des agrégats des tableaux des économies avancées et des pays émergents ou en développement. Le tableau présente également les données sur les échanges d'un ensemble de pays regroupés sous la rubrique « Other countries n.i.e. » (Autres pays n.i.a.), ainsi que les données de pays ou de régions non identifiées et celles appartenant aux « Catégories spéciales ».

Dans la présente publication, le terme « pays » ne recouvre pas toujours une entité territoriale constituant un État tel qu'il est défini selon la pratique et le droit internationaux. Ce terme recouvre également certaines entités territoriales qui ne sont pas des États souverains, mais sur lesquelles des données statistiques sont tenues à jour et fournies, séparément et indépendamment, au niveau international. Les données que les pays communiquent au FMI sur leurs exportations et importations ventilées par partenaires commerciaux ne sont pas toutes communiquées avec la même fréquence et n'ont pas toutes le même degré d'actualité. Toutes les économies avancées et les pays émergents ou en développement qui représentent une part importante des échanges mondiaux, transmettent des données mensuelles sur une base régulière et pour la période en cours (c'est-à-dire, dans un délai de quatre mois ou moins). Ces dernières années, les échanges commerciaux de ces pays ont représenté ensemble plus de 90 % de la valeur des exportations et importations mondiales enregistrées (tableau 1). D'autres pays communiquent des données mensuelles moins récentes, ou n'établissent et ne transmettent des données que sur une base trimestrielle ou annuelle.

La couverture DOTS est amplifiée grâce aux statistiques sur les échanges recueillies par d'autres organisations internationales. Des données mensuelles pour tous les pays membres de l'Union européenne sont tirées de la base de données COMEXT, qui est gérée par EUROSTAT. Les données communiquées à COMTRADE (base de données des Nations Unies) sont ajoutées à DOTS dans le cas des pays qui ne communiquent pas de données au FMI. Par ailleurs, les renseignements communiqués par les partenaires commerciaux permettent d'établir des estimations pour les pays dont on ne dispose pas de statistiques d'autres sources.

## Méthodes d'estimation

La méthode d'estimation est décrite dans le document de travail du FMI intitulé *New Estimates for Direction of Trade Statistics* (FMI 2017, à paraître).<sup>1</sup> Les données mensuelles, trimestrielles et annuelles qui sont déclarées servent de base à toutes les estimations contenues dans DOTS. La base de données tout entière est régulièrement mise à jour avec de nouvelles estimations. La méthode d'estimation est la suivante :

On procède à une estimation lorsqu'un pays déclarant n'indique pas le montant de ses échanges avec un de ses partenaires commerciaux pour une période donnée. Les chiffres sont estimés pour tous les partenaires. Lorsque les statistiques mensuelles de DOTS font partiellement ou entièrement défaut, ce sont les statistiques trimestrielles ou annuelles communiquées pour DOTS qui sont utilisées. Les données annuelles communiquées à la base de données COMTRADE des Nations Unies sont considérées comme étant communiquées au FMI. Lorsque seules des données annuelles ou trimestrielles sont disponibles, les échanges mensuels entre les pays A et B sont ventilés entre les mois respectifs en utilisant les informations suivantes (en ordre de priorité) : 1) la valeur mensuelle des échanges des partenaires communiqués par le pays B, 2) la valeur mensuelle totale des importations et des exportations déclarées dans les Statistiques financières internationales (SFI) du FMI par le pays A ou 3) la valeur mensuelle des échanges que tous les

pays partenaires ont déclarés avec le pays B pour le mois en question. La ventilation mensuelle s'effectue au moyen d'une procédure qui reproduit au mieux les variations d'un mois sur l'autre des informations disponibles au niveau mensuel et, simultanément, produit des estimations qui cadrent avec les données trimestrielles ou annuelles communiquées par les pays. Les estimations sont calculées pour chaque mois, et ensuite des totaux trimestriels et annuels sont calculés.

La somme dans DOTS ne coïncide peut-être pas avec les totaux des SFI. C'est le cas, par exemple, lorsque les pays ne déclarent pas tous leurs échanges par destination géographique pour des raisons de confidentialité. Les données officielles qui sont communiquées à DOTS ne sont pas ajustées pour correspondre aux totaux des SFI. Ces derniers sont utilisés pour vérifier la qualité des statistiques commerciales des pays partenaires dans DOTS. Ils sont aussi utilisés dans l'estimation des échanges bilatéraux lorsqu'aucune information n'est disponible à ce sujet. À des fins de comparaison, les exportations totales et les importations totales figurent dans les lignes IFS World Total et DOTS World Total pour chaque pays.

Uniquement pour les pays qui n'ont jamais communiqué de données par partenaires commerciaux au FMI ou à la base de données COMTRADE des Nations Unies, on obtient des estimations en utilisant directement les flux bilatéraux correspondants qui sont communiqués par les pays de contrepartie. Par exemple, si le pays B n'a jamais communiqué de statistiques commerciales avec une ventilation géographique, mais que le pays A a déclaré des importations en provenance du pays B, les données du pays A pour les importations sont utilisées pour estimer les exportations du pays B. Comme les importations sont évaluées en base coût, assurance et fret (c.a.f.) et les exportations en base franco à bord (f.à.b.), les données sont ajustées de manière à tenir compte du coût du fret et de l'assurance. Un coefficient c.a.f./f.à.b. de 1,06 est utilisé actuellement. Les importations c.a.f. sont divisées par 1,06

1 La méthodologie actuelle est utilisée afin de produire des estimations pour les périodes à partir de janvier 2000. Les estimations pour les périodes à partir de janvier 1981 jusqu'à décembre 1999 sont basées sur la méthodologie précédente, décrite dans le Guide pour l'établissement des statistiques sur la répartition géographique des échanges (A Guide to Direction of Trade Statistics, 1993), disponible à la Section des publications du FMI ([www.imf.org/external/pubs/cat/longres.cfm?sk=154.0](http://www.imf.org/external/pubs/cat/longres.cfm?sk=154.0)). Dans les mois à venir, les estimations pour les périodes avant janvier 2000 seront recalculées selon la méthodologie actuelle.

TABEAU 1 : COUVERTURE DES DONNÉES DE PÉRIODES RÉCENTES

Période	Commerce mondial			
	Données communiquées		Données estimées	
	Nombre de pays	Part du commerce mondial, en pourcentage	Nombre de pays	Part du commerce mondial, en pourcentage
2013	152	95.9	58	4.1
2014	145	95.8	65	4.2
2015	139	96.0	71	4.0
2015 Q3	77	90.2	133	9.8
2015 Q4	77	90.5	133	9.5
2016 Q1	70	90.4	140	9.6
2016 Q2	64	88.6	146	11.4
2016 Q3	60	86.7	150	13.3

(c'est-à-dire le coefficient c.a.f./f.à.b.) pour donner des estimations des exportations f.à.b. pour le pays partenaire. De la même manière, les exportations f.à.b. sont multipliées par 1,06 pour donner des estimations des importations c.a.f. pour le pays partenaire. En l'absence de données à jour sur le coût, assurance et fret, le coefficient c.a.f./f.à.b. de 6 % représente une estimation simplifiée de ces coûts, qui varie fortement d'un pays à l'autre et d'une opération à l'autre. Des détails supplémentaires sur le choix de ce coefficient sont fournis dans FMI (2017).

Globalement, seule une faible part des échanges mondiaux est omise dans DOTS; il peut s'agir des éléments suivants : 1) échanges non déclarés entre pays en développement; 2) échanges non déclarés entre pays en développement et pays du groupe « Autres pays n.i.a. » et 3) échanges non déclarés entre « Autres pays n.i.a. ».

Toutefois, aucune estimation n'a été établie pour les périodes antérieures à 1981, et aucune n'est fondée sur des données de référence correspondant à 1980 ou aux années antérieures. De plus, les données tirées des documents des pays, même si elles couvrent des périodes plus longues, enrichissent continuellement la base de données communiquées et viennent remplacer les estimations antérieures. Les totaux régionaux et mondiaux sont calculés à partir des données communiquées et des estimations. La part des estimations dans les totaux mondiaux et régionaux augmente au fil du temps en raison du recours accru aux estimations pour les pays qui déclarent leurs statistiques commerciales avec retard (voir Tableau 1).

## Symboles

Les chiffres qui ne sont pas suivis d'un symbole sont des données tirées des documents des pays en question.

La lettre « r » indique que les données sont estimées sur une base mensuelle, mais sont rapprochées avec les données officielles trimestrielles et annuelles qui sont communiquées par le pays déclarant.

La lettre « e » indique que les données sont estimées à l'aide d'informations soumises par le pays de contrepartie uniquement.

Les symboles ci-après sont utilisés aussi dans DOTS :

Tous les chiffres sont arrondis à une décimale près.

Une ellipse ( . . . ) indique l'absence de données.

Un « 0 » indique une valeur égale à zéro ou inférieure à la moitié d'un chiffre significatif.

## Composition des pages consacrées aux pays, aux régions et au monde entier

Il existe des pages pour tous les pays ayant des données déclarées ou estimées. Les chiffres estimés, qui sont clairement indiqués dans les tableaux, doivent être considérés comme des estimations des services du FMI et

non comme des données officiellement déclarées par les pays. Tant les échanges déclarés et que les échanges estimés sont inclus dans le calcul des totaux mondiaux et régionaux.

Les pages consacrées aux pays comportent pour chacun des partenaires commerciaux du pays concerné des lignes de données communiquées directement ou obtenues par estimation. Le cas échéant, on ajoute une ligne se rapportant aux pays ou groupes de pays non spécifiés (Country/area not specified) ou pour des catégories spéciales (Special categories). Les échanges classés dans cette dernière catégorie peuvent recouvrir les opérations à caractère militaire, celles des zones franches ou celles qui concernent les aéronefs ou les navires. Ces données ne sont pas attribuées à un partenaire commercial déterminé par les statisticiens du commerce extérieur, et elles ne sont pas ventilées non plus sous un poste spécifique dans les données transmises pour la catégorie des groupes de pays non spécifiés.

Les pages consacrées aux pays comportent aussi des lignes de postes pour mémoire pour l'Afrique, le Moyen-Orient et l'Union européenne (UE), les pays exportateurs de combustibles et les autres pays. Les chiffres qui y figurent couvrent les échanges de l'ensemble des membres du groupe avec le pays concerné. Des postes pour mémoire similaires figurent aux pages des tableaux régionaux et mondiaux. Les chiffres inscrits à ces postes représentent la somme des échanges de tous les pays appartenant au groupe. Par exemple, le poste pour mémoire du tableau « World » qui se rapporte à l'UE recouvre les échanges de l'ensemble des pays membres de l'UE avec le reste du monde, y compris les échanges entre ces mêmes pays. Les données de l'UE n'y sont pas traitées comme s'il s'agissait d'un pays unique. Les utilisateurs intéressés par ces statistiques doivent donc soustraire du total les chiffres se rapportant aux échanges intra-UE.

Des tableaux récapitulatifs sont établis pour le monde et les régions à partir des données figurant sur les pages consacrées aux pays. Ils indiquent la répartition des échanges globaux d'un groupe de pays à destination et en provenance de chacun des pays figurant dans le tableau. Le calcul s'apparente à empiler les pages de tous les pays d'une région et à ajouter verticalement tous les chiffres de façon à obtenir un tableau global au sommet de la pile.

## Monnaie

Toutes les données sont exprimées en dollars EU. Comme la plupart des pays communiquent leurs données en monnaie nationale, il convient d'obtenir leurs équivalents en dollars EU en utilisant les moyennes périodiques des taux de change des séries **rf** ou **rh** publiées aux pages consacrées aux pays dans SFI. Les données sont généralement converties à leur fréquence la plus élevée, et sont ensuite agrégées sur des périodes plus longues : ainsi, les données mensuelles sont converties à l'aide des valeurs mensuelles du taux de change, et les équivalents en dollars EU qui en découlent sont ensuite agrégés en valeurs trimestrielles et annuelles.

## Cohérence des données entre pays partenaires

On présume parfois que les chiffres d'exportations et d'importations correspondants entre pays partenaires sont censés concorder. C'est-à-dire que le chiffre des exportations du pays A à destination du pays B devrait être égal à celui des importations du pays B en provenance du pays A, après ajustement pour coûts de fret et d'assurance, étant entendu que les importations du pays B sont généralement évaluées sur la base c.a.f. Le système d'estimation de DOTS se fonde sur cette hypothèse dans les quelques cas où l'un des partenaires n'a jamais communiqué de données.

Il convient toutefois de noter que, outre l'inclusion des coûts d'assurance et de fret dans les importations c.a.f., diverses autres difficultés peuvent provoquer une incohérence entre les chiffres des exportations à destination d'un pays partenaire et ceux des importations f.à.b. recensées par ledit partenaire, ou entre les chiffres des importations f.à.b. en provenance d'un pays partenaire et les exportations recensées par ledit partenaire. Le manque de concordance des statistiques entre le point d'origine et celui de destination d'une expédition donnée tient essentiellement à des différences dans 1) les critères et le niveau de détail de la classification; 2) les dates d'enregistrement; 3) les méthodes d'évaluation; 4) le champ couvert par les données; et 5) des erreurs de traitement..

### Critères et niveaux de classification

*Critères de classification en fonction de la destination ou de l'origine en cas de réexpédition* : De nombreuses marchandises sont expédiées par l'intermédiaire d'autres pays (par exemple, un volume substantiel du commerce extérieur de l'Allemagne transite par les Pays-Bas). Une asymétrie peut se faire jour dans les chiffres recensés si l'opération commerciale du pays d'origine est classée en tant qu'expédition vers une première destination, ou destination la plus proche, qui constitue un point de réexpédition, alors que le pays de destination finale classe cette même opération sur la base de l'origine. Parfois, le pays de destination finale est inconnu au point de l'exportation.

À l'inverse, le pays d'origine peut classer l'opération en tant qu'expédition vers le pays de destination finale, tandis que ce dernier l'enregistre sur la base de la provenance la plus proche qui constitue un point de réexpédition. Ce manque d'uniformité dans les méthodes de classement s'explique par les règles diverses qu'appliquent les administrations douanières nationales pour déterminer le pays d'origine, de réexpédition et de destination.

*Absence de ventilation par pays de destination ou d'origine (ou de provenance) dans les statistiques publiées* : Cette situation crée d'emblée des difficultés lorsqu'il s'agit d'identifier les informations sur les échanges entre pays partenaires à partir des données publiées. La ventilation, par pays de destination

ou d'origine, des biens militaires et autres articles à caractère confidentiel et biens des administrations publiques peut ne pas être publiée, ou bien ne l'être qu'au niveau des agrégats régionaux. Il est possible aussi que la destination soit indéterminée, et donc non publiée, parce que le réexpéditeur ne connaît pas nécessairement la destination finale au moment de l'expédition. Enfin, les agrégats régionaux peuvent être publiés sans ventilation par pays lorsque les transactions commerciales de certains partenaires n'atteignent pas une valeur minimale donnée..

### Date d'enregistrement

Un délai s'écoule entre la date d'expédition d'une exportation et celle de la réception de l'importation, surtout lorsque les marchandises parcourent de grandes distances. Pour éviter les décalages entre les dates d'enregistrement des transactions, les normes internationales en matière de comptabilité nationale et de balance des paiements recommandent de dater les transactions sur la base du critère de changement de propriété. En vertu de ce principe, la marchandise exportée change de propriétaire au moment où elle est expédiée par le pays exportateur, date à laquelle celui-ci la comptabilise en tant qu'exportation et le pays destinataire, en tant qu'importation (f.à.b.).

Or, pour des raisons pratiques, les autorités douanières du pays importateur n'enregistrent la réception desdites marchandises qu'à une date ultérieure, lors de leur arrivée à la frontière du pays concerné, ce qui crée une asymétrie dans les dates d'enregistrement. La même expédition se trouve par conséquent enregistrée dans les statistiques du pays importateur au titre d'une période (mois, trimestre ou année) postérieure à celle où elle est recensée dans les statistiques du pays exportateur.

### Évaluation

Outres les évaluations c.a.f. et f.à.b., les causes possibles du manque d'homogénéité entre l'évaluation d'une expédition donnée à son point d'origine et celui de destination sont notamment les suivantes : application de conversions différentes du taux de change, fraude et manque de cohérence des dispositifs de lutte contre la fraude, valeur non encore connue au moment de la réexpédition et manières diverses de traiter certains coûts spécifiques ou de calculer la valeur.

### Champ couvert par les données

Les expéditions à destination et en provenance de zones franches et d'entrepôts sous douane, l'exclusion des biens militaires et autres articles à caractère confidentiel et biens des administrations publiques, l'application de valeurs minimales pour l'immatriculation des expéditions en douane, les marchandises renvoyées et autres biens échappant à l'administration douanière (ou aux enquêtes) sont autant d'exemples de différences du champ couvert qui peuvent conduire à des anomalies.



## **Erreurs de traitement**

En raison des décalages de communication et de traitement, les données du commerce extérieur d'une période donnée sont souvent diffusées avant que la documentation douanière de la période considérée n'ait été entièrement traitée. De telles données ne sont parfois pas révisées, ou, même si elles se sont, des erreurs se produisent néanmoins lorsqu'il s'agit de déterminer la date de l'expédition des biens ou celle de leur livraison, et les données tardives sont attribuées à un mois, trimestre ou année erronés. D'autres erreurs sont commises lorsqu'il convient d'attribuer une destination aux exportations ou une origine aux importations à l'occasion du dédouanement, ou encore lorsque la destination finale est modifiée postérieurement à

la date d'expédition initiale, en cours de réexpédition, auquel cas le changement n'est pas diffusé sous forme de révision et n'est donc pas pris en considération dans les statistiques publiées.

Ces difficultés doivent donc être prises en compte pour l'interprétation des données. Un effort concerté d'harmonisation et d'alignement des réglementations et définitions douanières à l'échelon international peut aider à combler ces lacunes; dans quelques cas, les pays ont en outre procédé à un rapprochement des données ou se sont inspiré des statistiques des pays partenaires pour établir leurs propres estimations.





# Introducción

En los números trimestrales, el anuario, el CD-ROM y el portal en línea de *Direction of Trade Statistics* (DOTS) se presentan, para todos los países miembros del Fondo Monetario Internacional (el Fondo) y otros países que no son miembros, el valor de las exportaciones e importaciones de mercancías por país con que se comercia. DOTS vuelve a publicar estadísticas de comercio mensuales, trimestrales y anuales conforme los países las suministran al Fondo. Además, cuando los datos suministrados están desactualizados o no están disponibles mensualmente, se complementan con estimaciones. Las estimaciones mensuales son coherentes con los datos suministrados trimestral y anualmente, cuando estos están disponibles.

Los datos suministrados a DOTS siguen los conceptos y las definiciones de *Estadísticas del comercio internacional de mercancías* (ECIM 2010), documento que aporta el marco conceptual y las directrices para el registro de los movimientos físicos de bienes entre países y regiones. El término “mercancías” tiene el mismo significado que el término “bienes”.

En los números trimestrales (DOTSQ) y en el anuario (DOTSY) se presentan cifras de los trimestres y años más recientes, respectivamente. En el CD-ROM se presenta información de 1980 en adelante, correspondiente a datos mensuales, trimestrales y anuales. En el portal en línea, al que se puede acceder a través de la página de datos del Fondo (<http://data.imf.org/>), se presentan series mensuales y trimestrales de 1960 en adelante, y datos anuales de 1941 en adelante. También se presentan los agregados mundiales y regionales que muestran los flujos comerciales entre las principales regiones del mundo.

En los cuadros mundiales y regionales se presentan: 1) agregados mundiales que abarcan todos los países, incluidos países que suministran información al Fondo y cuyos agregados se estiman a partir de datos de sus socios comerciales; 2) agregados sobre las economías avanzadas, derivados de las cifras correspondientes a los países clasificados como tales, con un subgrupo correspondiente a la zona del euro; 3) agregados de los países emergentes y en desarrollo y de una serie de subgrupos, a saber: África subsahariana, América, Europa con un subgrupo de la Comunidad de Estados

Independientes (CEI), los Países en desarrollo de Asia y Oriente Medio Norte de África y Pakistán, y 4) agregados de África, Oriente Medio y la Unión Europea. Los agregados correspondientes al cuadro mundial se calculan como la suma de los agregados de los cuadros sobre las economías avanzadas y las economías emergentes y en desarrollo. También se incluye el comercio de los países comprendidos en el grupo de “otros países no incluidos separadamente”, así como datos sobre países o regiones no especificados y algunas “categorías especiales”.

En esta publicación, el término “país” no siempre se refiere a una entidad territorial que sea un Estado, conforme al Derecho y a la práctica internacionales; dicho término abarca asimismo algunas entidades territoriales que no son Estados soberanos, sobre las cuales se declaran y mantienen estadísticas internacionales por separado y de forma independiente. La información que los países suministran al Fondo en relación con sus exportaciones e importaciones, clasificada por países con que comercian, varía en cuanto a su frecuencia y puntualidad. Todos los países avanzados y las economías emergentes y en desarrollo que representan proporciones importantes del comercio mundial facilitan datos mensuales de forma periódica y con carácter actualizado (es decir, en un plazo no superior a cuatro meses a partir del mes al que se refieren). En los últimos años estos países, en conjunto, han representado más del 90% del valor de las exportaciones e importaciones registradas a escala mundial (cuadro 1). Otros países declaran datos mensuales menos actualizados, o compilan y suministran información de forma trimestral o anual.

Para ampliar la cobertura de DOTS se utilizan estadísticas de comercio de otras organizaciones internacionales. Los datos mensuales de todos los Estados miembros de la Unión Europea provienen de la base de datos COMEXT, gestionada por EUROSTAT. En el caso de países que no suministran datos al Fondo, se incorporan a DOTS los datos anuales declarados a la base de datos COMTRADE de las Naciones Unidas. Además, la información disponible sobre los países con que se comercia permite preparar estimaciones sobre los países cuyos datos no pueden obtenerse de otras fuentes.

## Procedimiento de estimación

El procedimiento de estimación se describe en un documento de trabajo del Fondo acerca de las nuevas estimaciones de las estadísticas sobre distribución geográfica del comercio, *New Estimates for Direction of Trade Statistics* (FMI (2017), de próxima publicación).<sup>1</sup> Todas las estimaciones que aparecen en DOTS se basan en datos declarados con frecuencia mensual, trimestral y anual. Cuando no se dispone de datos mensuales, la base de datos de DOTS se complementa con estimaciones. La manera en se llevan a cabo los procedimientos de estimación puede resumirse del modo siguiente:

Cuando un país no declara cifras sobre el comercio con alguno de sus socios comerciales en determinado período, se realiza una estimación. Los datos estimados corresponden a la totalidad de los socios comerciales. Si no se dispone de todos o de algunos datos mensuales de DOTS, se utilizan los datos trimestrales o anuales declarados de DOTS. Los datos anuales declarados a la base de datos COMTRADE de las Naciones Unidas se consideran como si fueran declarados al Fondo. Si solo se dispone de datos anuales o trimestrales, el comercio mensual entre los países A y B se distribuye entre los meses pertinentes utilizando la siguiente información (en orden de prioridad): 1) el valor mensual del comercio realizado con el socio, declarado por el país B; 2) el valor mensual total de las importaciones y exportaciones declaradas por el país A en *International Financial Statistics* (IFS) del Fondo; o 3) el valor mensual del comercio que todos los otros países socios declararon haber realizado con el país A en el mes en cuestión. La distribución

<sup>1</sup> La metodología actual se usa para estimar períodos desde enero de 2000. Las estimaciones correspondientes a períodos entre enero de 1981 y diciembre de 1999 se basan en la metodología anterior, descrita en la *Guía de las estadísticas sobre la distribución geográfica del comercio* (1993), que puede solicitarse a la Sección de Publicación del Fondo ([www.imf.org/external/pubs/cat/longres.cfm?sk=154.0](http://www.imf.org/external/pubs/cat/longres.cfm?sk=154.0)). Las estimaciones previas a enero de 2000 se volverán a calcular empleando la metodología actual en los próximos meses.

mensual se realiza mediante un procedimiento de series temporales que reproduce de la mejor manera posible las variaciones ocurridas de un mes a otro en la información disponible a nivel mensual, y que simultáneamente genera estimaciones que son coherentes con los datos trimestrales o anuales declarados por los países. Se calculan las estimaciones correspondientes a los meses, y luego se suman los datos mensuales para obtener totales trimestrales y anuales.

Es posible que la suma de DOTS no coincida con los totales de IFS. Esto ocurre, por ejemplo, cuando un país no declara todo su comercio por destino geográfico por motivos de confidencialidad. Los datos oficiales declarados a DOTS no se modifican para que coincidan con los totales de IFS. Los totales de IFS se emplean en los controles de validación para verificar la calidad de las estadísticas de comercio de los países socios en DOTS. Además, los totales de IFS también se utilizan para estimar el comercio bilateral cuando no se dispone de información al respecto. Para fines de comparación, las exportaciones e importaciones totales aparecen en las líneas de total mundial de IFS y total mundial de DOTS correspondientes a cada país.

Solo en el caso de países que nunca han declarado datos por socios comerciales al Fondo o a la base de datos COMTRADE de las Naciones Unidas, las estimaciones se obtienen utilizando directamente el flujo bilateral correspondiente declarado por los países de contraparte. Por ejemplo, si el país B nunca ha declarado estadísticas de comercio desglosadas geográficamente, pero el país A ha declarado importaciones del país B, entonces los datos de A correspondientes a importaciones se utilizan para estimar las exportaciones de B. Dado que las importaciones se valoran según el criterio costo, seguro y flete (c.i.f.) y las exportaciones se valoran según el criterio franco a bordo (f.o.b.), los datos se ajustan en función de costo del flete y seguro. En la actualidad se utiliza un factor c.i.f./f.o.b. de 1,06. Los datos declarados con respecto a las importaciones c.i.f. se dividen por 1,06 (es

CUADRO 1: COBERTURA DE LOS DATOS DE PERÍODOS RECIENTES

Período	Comercio mundial			
	Datos declarados		Datos estimados	
	Número de países	Porcentaje del comercio mundial	Número de países	Porcentaje del comercio mundial
2013	152	95.9	58	4.1
2014	145	95.8	65	4.2
2015	139	96.0	71	4.0
2015 Q3	77	90.2	133	9.8
2015 Q4	77	90.5	133	9.5
2016 Q1	70	90.4	140	9.6
2016 Q2	64	88.6	146	11.4
2016 Q3	60	86.7	150	13.3

decir, el factor c.i.f./f.o.b.) para obtener las estimaciones de las exportaciones f.o.b. del país con que se comercia. Análogamente, los datos declarados con respecto a las exportaciones f.o.b. se multiplican por 1,06 para obtener las importaciones c.i.f. Dado que no se dispone de datos puntuales con respecto al costo, seguro y flete, el factor c.i.f./f.o.b. de 6% constituye una estimación simplificada de estos costos, que varían mucho de un país a otro y según el tipo de transacción. En FMI (2017) se proporcionan más detalles sobre la manera de decidir el factor c.i.f./f.o.b.

En general, solo una pequeña proporción del comercio mundial no queda incluida en DOTS; la misma que puede comprender 1) el comercio no declarado entre los países en desarrollo; 2) el comercio no declarado entre los países en desarrollo y los países pertenecientes al grupo “otros países no incluidos separadamente”; y 3) el comercio no declarado entre los países que componen este último grupo.

No obstante, no se han elaborado estimaciones para los períodos anteriores a 1981 o basadas en datos de referencia correspondientes a 1980 o años anteriores. Por otra parte, los datos provenientes de los registros propios de los países, aun los declarados después de un plazo prolongado, amplían continuamente la base de los datos declarados, sustituyendo las cifras de las estimaciones previas. Los totales mundiales y regionales se compilan tomando como base los datos declarados y las estimaciones. La proporción de estimaciones en los totales mundiales y regionales aumenta con el transcurso del tiempo debido a que se recurre a las estimaciones en el caso de países que declaran su estadísticas de comercio con retraso (véase el cuadro 1).

## Símbolos

Las cifras que aparecen sin símbolos se refieren a datos provenientes de los registros propios de los países respectivos.

Las cifras seguidas de la letra ‘r’ corresponden a datos estimados con frecuencia mensual, pero conciliados con información oficial trimestral y anual disponible por parte del país declarante.

Las cifras seguidas de la letra ‘e’ corresponden a datos estimados utilizando solo información de la contraparte.

En DOTS se utilizan asimismo las siguientes convenciones y los siguientes símbolos:

Todas las cifras se redondean a un decimal.

Los puntos suspensivos (...) indican que no se dispone de datos.

Un “0” indica que la cifra es cero o inferior a la mitad de un dígito significativo.

## Composición de las páginas de países, del mundo y de las regiones

Se presentan páginas de países relativas a todos los países, con datos tanto declarados como estimados. Las cifras estimadas—indicadas claramente en los cuadros—deben considerarse estimaciones del personal técnico del Fondo y no datos declarados oficialmente por los países. Los cálculos de los totales mundiales y regionales incluyen comercio tanto declarado como estimado.

En las páginas de países figuran líneas relativas a todos los países con los que se comercia que se hayan declarado o estimado. En los casos en que sea pertinente, se incluyen asimismo las líneas correspondientes a los datos de países o regiones no especificados y a “categorías especiales”. El comercio incluido en estas últimas puede abarcar el comercio militar, las transacciones en las zonas francas o las transacciones de aeronaves o buques. Los compiladores de las estadísticas sobre el comercio no han asignado estos datos a ningún país con que se comercia, ni se han incluido por partidas en los datos declarados como región no especificada.

Las páginas de países también incluyen partidas informativas correspondientes a África, Oriente Medio y la Unión Europea (UE), los países exportadores de combustibles y los otros países. Los datos que figuran en esas partidas presentan el comercio exterior de todos los países miembros del grupo con el país respectivo. De igual forma, esas partidas aparecen en las páginas de las regiones y del mundo. La partida informativa representa el comercio exterior de cada uno de los países miembros del grupo. Por ejemplo, la línea UE de la página del mundo representa el comercio exterior de todos los países de la UE con el mundo, incluidos los intercambios entre los países miembros de la Unión. En esta línea no se presentan los datos de la UE como si ésta fuera un solo país. Los usuarios que deseen obtener estas estadísticas deberán restar el comercio interior entre los países de la UE.

Los cuadros resumidos del mundo y las regiones se calculan a partir de los datos que figuran en las páginas de países. En esos cuadros se registra el comercio de un grupo de países con cada uno de los países enumerados en el cuadro. Esto equivale a colocar una sobre otra todas las páginas de los distintos países de una región y sumar todas las cifras verticalmente en una página superior que viene a ser un cuadro agregado.

## Moneda

Todos los datos se presentan en dólares de EE.UU. Puesto que la mayoría de los países declaran datos en su moneda nacional, los equivalentes en dólares de EE.UU. se obtienen convirtiendo los datos a los tipos de cambio medios del período publicados en las líneas rf o rh de las páginas de países de in IFS. Por lo general, las conversiones se basan en los datos disponibles correspondientes al período más corto y luego son agregados para obtener datos con respecto a períodos más largos: por ejemplo,

los datos mensuales se convierten usando los tipos de cambio mensuales y los equivalentes en dólares de EE.UU. se agregan para obtener los valores trimestrales y anuales.

## Coherencia de los datos que proporcionan los países que comercian entre sí

Se da por supuesto a veces que los datos de exportación e importación correspondientes de los países que comercian entre sí deberán ser coherentes. Es decir, el monto de las exportaciones del país A al país B deberá ser igual al de las importaciones del país B provenientes del país A, tras los ajustes por concepto de los costos de flete y del seguro conforme al criterio de que las importaciones del país B se valoran generalmente sobre la base c.i.f.. El sistema de estimación de DOTS se basa en este supuesto en los pocos casos en que uno de los dos países nunca ha declarado datos.

Sin embargo, cabe señalar que, además de la inclusión de los costos del flete y del seguro en las importaciones c.i.f., existen otras dificultades de diversa índole que pueden dar lugar a incoherencias entre las exportaciones con destino a un país con que se comercia y las importaciones f.o.b. registradas por ese país, o entre las importaciones f.o.b. provenientes del país con que se comercia y las exportaciones registradas por dichos países. La falta de coherencia de las estadísticas entre el punto de origen y el de destino de un envío determinado se debe principalmente a las diferencias en 1) los criterios y desglose de la clasificación, 2) el momento de registro, 3) la valoración y 4) la cobertura, así como 5) a los errores de procesamiento.

### Criterios y desglose de la clasificación

*Criterios de clasificación en función del origen o del destino en caso de reexpedición:* Muchas mercancías se envían a través de otros países, por ejemplo, un gran volumen del comercio de Alemania se envía a través de los Países Bajos. Es posible que los datos declarados no sean coherentes si el comercio del país de origen se clasifica como comercio hacia un primer destino o a un destino más próximo que constituye el punto de reexpedición, mientras que el país de destino final clasifica el mismo comercio de acuerdo con el país de origen. A veces, el país de destino final no es conocido en el punto de exportación.

Por otra parte, el país de origen puede clasificar la operación como un envío hacia el país de destino final, mientras que este último clasifica dicha operación de acuerdo con el origen más próximo, que constituye un punto de reexpedición. La falta de uniformidad en lo que respecta a la clasificación también puede ser el resultado de las diferentes normas que aplican las administraciones aduaneras nacionales para determinar el país de origen, de reexpedición y de destino.

*Falta de desglose por país de origen o de destino en las estadísticas publicadas:* Esta situación crea inmediatamente

problemas para identificar la información sobre el comercio entre los países a partir de los datos publicados. Es posible que no se publique información sobre el país de origen y de destino de los bienes militares y otros artículos de carácter confidencial y de los bienes públicos, o que esta información se publique en forma de agregados regionales. También es posible que no se determine el destino y que, por lo tanto, éste no se publique porque la persona encargada de la reexpedición no conoce el destino final en el momento del envío. Además, es posible que se publiquen agregados regionales sin un desglose por países si las transacciones comerciales de algunos países con que se comercia no alcanzan un nivel mínimo.

### Momento de registro

Transcurre algún tiempo entre el envío de una exportación y el recibo de una importación, sobre todo si las mercancías se transportan lejos. Para evitar estas incoherencias en el momento de registro, las normas internacionales en materia de contabilidad nacional y de balanza de pagos recomiendan basarse en el criterio del traspaso de propiedad para asignar una fecha a las transacciones. Conforme a este criterio, un bien exportado cambia de propietario en el momento en que el país exportador envía dicho bien, fecha en que el país exportador registra dicha transacción como una exportación y el país de destino como una importación (f.o.b.). Sin embargo, por razones prácticas conforme a ECIM 2010, las autoridades aduaneras del país importador contabilizan el recibo de de estos bienes en una fecha posterior, cuando llegan a la frontera del país receptor, lo que puede crear una incoherencia en cuanto al momento de registro. Por lo tanto, el mismo envío puede aparecer en las estadísticas del país importador correspondientes a un período (un mes, un trimestre o un año) posterior al período en dicho envío aparece en las estadísticas del país exportador.

### Valoración

Aparte de las valoraciones c.i.f. y f.o.b., entre las causas posibles de la falta de coherencia entre la valoración un envío determinado en el punto de origen y en el punto de destino cabe señalar la aplicación de conversiones diferentes del tipo de cambio, el fraude, los procedimientos contra el fraude, los valores desconocidos en el momento del envío y los diferentes tratamientos de algunos costos específicos o procedimientos de evaluación.

### Cobertura

Los envíos destinados a las zonas francas y a los almacenes bajo control aduanero y provenientes de éstos, salvo los bienes militares u otros artículos de carácter confidencial y los bienes públicos, los valores mínimos para el registro aduanero de los envíos, y los bienes devueltos y otros bienes no registrados por la administración aduanera (ni incluidos en las encuestas) son algunos ejemplos de las diferencias en materia de cobertura que pueden dar lugar a incoherencias.

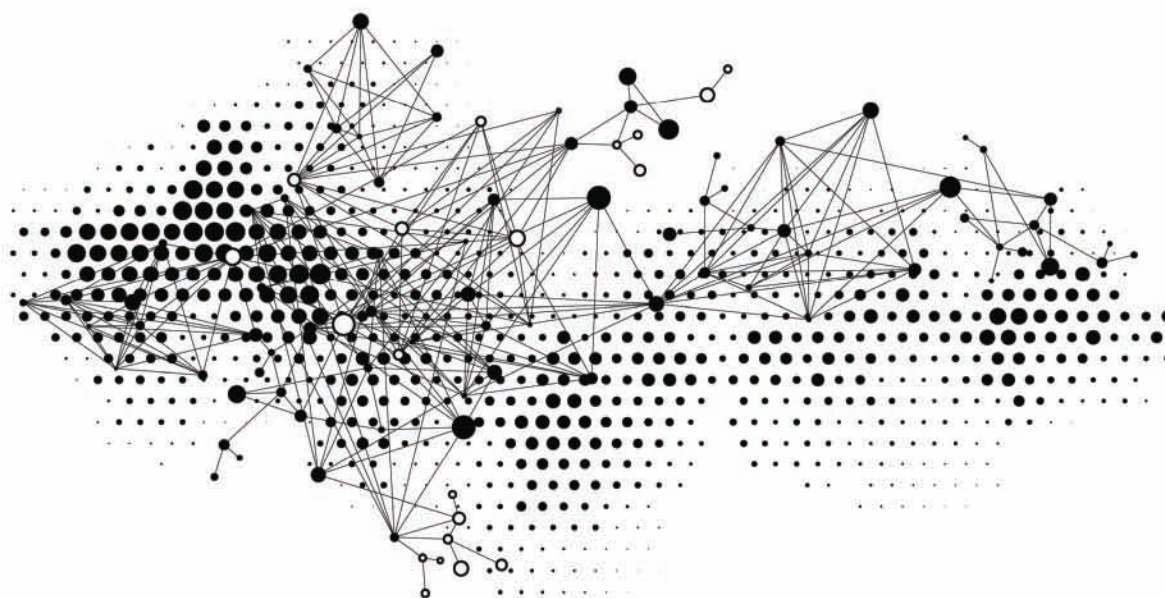
## **Errores de procesamiento**

Debido a los desfases de declaración y de procesamiento, en muchos casos los datos sobre el comercio exterior correspondientes a un período determinado se divulgan antes de que se hayan procesado todos los documentos aduaneros correspondientes a dicho período. Estos datos a veces no se revisan o, si se revisan, se cometen errores al asignar la fecha en que se envían o se reciben los bienes y los datos desfasados se incluyen en el mes, el trimestre o el año equivocado. También pueden cometerse errores al asignar el destino de las exportaciones y el origen de las importaciones durante el despacho de aduana, o en los casos en que

se modifica el destino final después del envío inicial durante la reexpedición, pero no se revisan los datos y, por lo tanto, el cambio no se incorpora en las estadísticas publicadas.

Estas cuestiones deberán considerar al momento de interpretar los datos. La cooperación internacional en materia de armonización y conciliación de los procedimientos aduaneros y las definiciones podría contribuir a reducir las diferencias; en algunos casos, los países han conciliado los datos o han utilizado los datos de los países con que comercian para preparar sus propias estimaciones.





# World *and* Area Tables



# World (001)

In Billions of U.S. Dollars

		Exports (FOB)						Imports (CIF)					
		2015	2015Q3	2015Q4	2016Q1	2016Q2	2016Q3	2015	2015Q3	2015Q4	2016Q1	2016Q2	2016Q3
IFS World		16,310.1	4,081.0	4,094.8	3,745.6	3,900.9	3,954.6	16,448.9	4,130.9	4,111.3	3,728.1	3,969.4	4,010.9
World	001	16,365.0	4,090.4	4,089.9	3,695.6	4,006.4	3,993.8	16,585.2	4,159.5	4,143.3	3,782.7	4,070.4	4,083.9
Advanced Economies	110	10,229.6	2,542.8	2,568.2	2,362.3	2,532.2	2,514.3	9,364.5	2,315.2	2,355.0	2,193.6	2,364.4	2,309.6
Euro Area	163	3,857.4	946.0	957.9	928.6	980.8	941.5	4,086.4	1,006.1	1,041.8	980.4	1,057.4	1,003.9
Austria	122	149.3	37.6	37.5	37.5	38.5	37.9	158.1	39.7	41.0	37.7	40.5	39.6
Belgium	124	356.6	86.8	87.3	86.7	91.8	86.7	362.2	89.5	89.7	88.6	94.0	88.6
Cyprus	423	8.8	2.2	2.1	1.9	2.0	2.4	4.1	1.1	0.8	0.8	0.9	0.8
Estonia	939	17.1	4.2	4.1	4.1	4.6	4.3	12.4	3.1	3.2	3.1	3.5	3.2
Finland	172	63.1	15.5	15.9	14.8	16.2	15.4	66.9	16.9	16.7	15.1	16.6	16.6
France	132	587.5	141.3	148.0	143.5	150.1	140.1	530.6	126.7	137.0	128.0	136.6	127.5
Germany	134	1,039.8	258.4	258.4	254.6	264.5	258.1	1,313.5	328.6	331.8	313.5	339.7	323.2
Greece	174	47.3	10.9	11.8	11.7	12.3	12.2	25.8	6.1	6.5	5.9	6.3	6.3
Ireland	178	71.7	17.4	19.2	17.5	17.6	17.6	158.5	38.0	44.8	38.5	40.1	40.5
Italy	136	418.9	100.2	101.5	101.0	108.1	100.6	459.6	113.1	117.5	110.2	121.8	113.8
Latvia	941	22.7	5.7	5.0	4.7	5.3	4.8	11.4	2.9	3.0	2.7	2.9	3.0
Lithuania	946	25.0	6.1	6.4	5.8	6.6	6.3	20.9	5.3	5.5	4.9	5.5	5.4
Luxembourg	137	23.6	5.7	5.9	5.5	5.7	5.4	19.7	4.9	5.0	4.8	5.0	4.6
Malta	181	17.9	5.0	4.5	4.3	4.6	4.2	5.4	1.2	1.4	1.9	1.3	1.5
Netherlands	138	530.1	131.2	131.5	120.6	129.0	129.2	512.2	125.2	129.4	121.1	127.7	124.6
Portugal	182	67.1	16.4	16.2	16.3	17.8	16.9	55.0	13.7	13.6	12.8	14.2	13.6
Slovak Republic	936	73.2	18.6	18.8	17.6	18.6	17.5	71.5	17.5	18.9	17.3	19.4	18.0
Slovenia	961	29.7	7.4	7.5	7.4	8.1	7.9	28.5	7.0	7.4	7.2	7.9	7.5
Spain	184	303.9	74.6	75.6	72.7	79.0	73.6	268.8	65.2	68.5	66.3	73.1	65.2
Australia	193	192.2	49.8	48.2	41.6	45.4	48.2	199.0	50.1	47.0	42.9	48.0	51.5
Canada	156	412.7	102.7	99.8	93.4	103.5	100.1	406.6	101.6	97.6	93.3	97.4	96.4
China,P.R.: Hong Kong	532	649.9	162.6	188.3	132.4	149.8	153.4	72.0	18.8	19.3	20.0	25.5	25.4
China,P.R.: Macao	546	13.7	3.6	3.5	2.6	2.7	2.8	3.7	0.9	1.0	1.0	1.2	1.1
Czech Republic	935	132.7	33.4	34.1	32.5	35.2	33.3	151.3	37.3	40.0	38.3	41.0	37.7
Denmark	128	87.0	21.0	21.7	20.8	22.0	21.6	90.8	22.5	22.8	21.6	23.2	22.5
Iceland	176	4.6	1.2	1.1	1.1	1.7	1.5	5.0	1.2	1.2	1.1	1.1	1.1
Israel	436	64.5	15.6	16.5	16.0	17.4	17.1	64.5	14.8	15.5	15.5	15.7	15.2
Japan	158	593.7	148.6	145.5	133.3	132.4	140.7	702.4	173.6	174.8	164.1	176.3	183.2
Korea, Republic of	542	429.8	105.0	106.2	92.5	98.2	101.7	552.7	138.3	137.6	122.9	134.9	136.6
New Zealand	196	33.0	8.7	8.3	7.0	7.8	8.7	36.4	8.7	8.0	8.6	9.5	8.9
Norway	142	74.5	17.3	17.8	16.5	20.6	17.8	108.8	26.8	25.8	22.1	22.7	22.0
San Marino	135	0.3	0.1	0.1	0.1	0.1	0.1	0.1	0.0	0.0	0.0	0.0	0.0
Singapore	576	292.8	73.8	70.6	64.5	68.2	68.2	223.0	55.2	53.3	47.8	52.6	53.6
Sweden	144	133.5	32.5	34.0	32.2	35.0	33.2	146.1	35.1	36.9	34.5	36.7	34.3
Switzerland	146	251.3	60.1	63.7	64.5	65.1	64.4	254.1	63.2	66.2	65.7	75.4	78.0
Taiwan Prov.of China	528	227.2	57.1	55.4	47.7	54.4	56.5	390.2	98.2	100.3	85.0	93.2	99.7
United Kingdom	112	639.2	158.6	161.1	154.6	167.7	167.3	425.6	106.2	109.4	96.2	98.2	92.5
United States	111	2,139.5	545.3	534.4	480.3	524.3	536.2	1,445.8	356.5	356.3	332.4	354.3	346.0
Vatican	187	0.0	0.0	0.0	0.0	0.0	0.0	0.0	0.0	0.0	0.0	0.0	0.0
Emerg. & Dev. Economies	200	6,020.1	1,518.0	1,494.1	1,310.4	1,446.6	1,453.3	6,850.4	1,750.9	1,690.1	1,514.4	1,622.0	1,688.9
Emerg. & Dev. Asia	505	2,782.1	703.0	696.1	602.5	667.5	681.4	3,617.7	936.5	919.1	825.1	861.9	921.2
American Samoa	859	0.2	0.0	0.0	0.0	0.0	0.1	0.0	0.0	0.0	0.0	0.0	0.0
Bangladesh	513	43.5	10.6	11.2	10.3	11.5	11.2	32.7	8.8	7.5	9.0	8.3	9.2
Bhutan	514	0.5	0.1	0.2	0.1	0.2	0.1	0.3	0.2	0.0	0.0	0.1	0.1
Brunei Darussalam	516	5.6	1.2	1.6	0.7	0.8	0.8	6.4	1.5	1.5	1.3	1.2	1.0
Cambodia	522	16.6	4.0	4.3	3.9	4.1	4.1	13.5	3.9	3.3	4.0	4.3	4.5
China,P.R.: Mainland	924	1,421.8	362.1	358.0	304.6	340.2	347.4	2,300.9	601.0	595.4	511.8	535.5	583.3
Fiji	819	2.0	0.5	0.6	0.4	0.5	0.5	0.8	0.2	0.2	0.2	0.2	0.2
F.T. French Polynesia	887	1.3	0.3	0.4	0.3	0.3	0.4	0.2	0.1	0.1	0.0	0.0	0.1
F.T. New Caledonia	839	2.4	0.6	0.6	0.5	0.5	0.5	1.5	0.4	0.3	0.3	0.3	0.3
Guam	829	0.8	0.2	0.2	0.2	0.2	0.2	0.1	0.0	0.0	0.0	0.0	0.1
India	534	376.5	97.6	91.6	77.9	85.3	88.3	256.5	64.3	59.5	62.4	62.8	62.7
Indonesia	536	150.5	36.6	36.5	33.1	34.9	36.1	173.7	43.0	41.6	40.3	41.0	41.4
Kiribati	826	0.2	0.1	0.0	0.0	0.0	0.0	0.1	0.0	0.0	0.0	0.0	0.0
Lao People's Dem.Rep	544	6.8	1.5	1.9	1.5	1.5	1.5	4.0	1.0	1.0	1.1	1.1	1.2
Malaysia	548	190.2	47.4	44.5	40.3	45.7	45.2	273.3	68.3	68.1	60.4	65.3	67.3

# World (001)

In Billions of U.S. Dollars

		Exports (FOB)						Imports (CIF)					
		2015	2015Q3	2015Q4	2016Q1	2016Q2	2016Q3	2015	2015Q3	2015Q4	2016Q1	2016Q2	2016Q3
Maldives	556	1.6	0.4	0.4	0.5	0.5	0.5	0.2	0.1	0.1	0.1	0.1	0.1
Marshall Islands	867	1.3	0.5	0.3	0.2	0.8	0.6	0.4	0.1	0.1	0.1	0.0	0.1
Micronesia	868	0.0	0.0	0.0	0.0	0.0	0.0	0.0	0.0	0.0	0.0	0.0	0.0
Mongolia	948	3.9	1.0	0.9	0.6	0.8	0.9	4.5	1.1	1.1	0.9	1.2	1.0
Myanmar	518	22.5	5.0	6.4	5.7	5.2	5.0	13.2	3.5	3.8	2.7	2.7	3.0
Nauru	836	0.1	0.0	0.0	0.0	0.0	0.0	0.0	0.0	0.0	0.0	0.0	0.0
Nepal	558	5.5	1.2	0.9	1.5	1.8	1.5	0.8	0.2	0.2	0.2	0.2	0.2
Palau	565	0.1	0.0	0.0	0.0	0.0	0.0	0.0	0.0	0.0	0.0	0.0	0.0
Papua New Guinea	853	5.0	1.2	1.1	1.0	1.0	1.4	10.1	2.4	2.3	2.2	2.2	2.3
Philippines	566	101.2	25.7	26.0	24.6	27.4	27.2	76.8	20.1	18.8	16.9	18.6	19.9
Samoa	862	0.3	0.1	0.1	0.1	0.1	0.1	0.1	0.0	0.0	0.0	0.0	0.0
Solomon Islands	813	0.4	0.1	0.1	0.1	0.1	0.1	0.7	0.1	0.2	0.1	0.1	0.2
Sri Lanka	524	21.2	4.8	5.4	4.5	4.4	4.2	10.6	2.7	2.6	2.6	2.5	2.6
Thailand	578	187.0	46.9	45.0	41.5	44.2	48.0	232.2	59.5	58.8	56.0	58.1	61.0
Timor-Leste	537	0.6	0.1	0.2	0.1	0.1	0.1	0.3	0.1	0.1	0.0	0.0	0.0
Tonga	866	0.2	0.0	0.0	0.0	0.1	0.1	0.0	0.0	0.0	0.0	0.0	0.0
Tuvalu	869	0.1	0.0	0.0	0.0	0.0	0.0	0.0	0.0	0.0	0.0	0.0	0.0
Vanuatu	846	0.4	0.1	0.1	0.1	0.1	0.1	0.3	0.1	0.1	0.1	0.1	0.1
Vietnam	582	194.9	47.9	53.1	42.9	49.5	51.1	180.3	47.8	46.5	47.2	50.0	53.4
Asia n.s.	598	17.0	4.9	4.4	5.0	5.6	4.2	23.1	6.0	5.9	5.3	5.9	6.0
<b>Europe</b>	170	<b>986.6</b>	<b>250.8</b>	<b>246.9</b>	<b>222.5</b>	<b>252.7</b>	<b>249.2</b>	<b>1,060.9</b>	<b>261.8</b>	<b>258.2</b>	<b>234.3</b>	<b>257.2</b>	<b>251.3</b>
<b>Emerg. &amp; Dev. Europe</b>	903	<b>655.5</b>	<b>163.6</b>	<b>162.8</b>	<b>155.8</b>	<b>172.5</b>	<b>163.7</b>	<b>568.6</b>	<b>140.8</b>	<b>144.3</b>	<b>140.3</b>	<b>150.0</b>	<b>144.1</b>
Albania	914	4.2	1.1	1.2	1.0	1.3	1.1	2.0	0.5	0.5	0.5	0.5	0.5
Bosnia and Herzegovina	963	7.7	2.0	1.9	1.8	2.1	2.0	5.3	1.4	1.3	1.3	1.5	1.4
Bulgaria	918	28.4	7.1	7.3	6.7	7.5	7.7	25.2	6.3	6.1	5.9	6.5	6.8
Croatia	960	21.1	5.4	5.2	5.1	5.8	5.6	11.6	3.1	3.0	2.7	3.2	3.2
Faroe Islands	816	1.0	0.2	0.2	0.2	0.2	0.2	1.3	0.3	0.4	0.4	0.4	0.3
Gibraltar	823	9.2	2.3	2.0	1.7	2.2	2.2	0.5	0.1	0.1	0.1	0.1	0.1
Hungary	944	91.1	22.9	22.8	22.3	24.3	23.5	100.3	24.9	25.8	24.3	26.4	25.3
Kosovo	967	2.0	0.5	0.5	0.5	0.6	0.6	0.2	0.1	0.1	0.0	0.0	0.0
Macedonia, FYR	962	5.9	1.5	1.6	1.4	1.7	1.6	5.7	1.4	1.5	1.4	1.5	1.5
Montenegro	943	2.2	0.6	0.5	0.5	0.7	0.6	0.4	0.1	0.1	0.1	0.1	0.1
Poland	964	206.6	52.1	52.4	50.7	54.3	53.8	190.4	47.0	49.4	47.7	50.9	49.4
Romania	968	69.6	17.8	17.9	17.2	19.0	18.5	60.6	15.5	15.2	15.2	16.1	16.4
Serbia, Republic of	942	16.3	4.1	4.2	4.0	4.5	4.2	13.8	3.6	3.4	3.4	4.0	3.8
Turkey	186	189.9	46.1	45.0	42.7	48.1	41.8	149.4	36.1	36.9	37.0	38.4	34.7
<b>CIS</b>	901	<b>328.0</b>	<b>86.4</b>	<b>83.3</b>	<b>66.0</b>	<b>79.5</b>	<b>84.8</b>	<b>489.2</b>	<b>120.2</b>	<b>113.2</b>	<b>93.3</b>	<b>106.4</b>	<b>106.2</b>
Armenia	911	2.6	0.7	0.7	0.5	0.5	0.6	1.4	0.4	0.4	0.5	0.4	0.4
Azerbaijan, Rep. of	912	11.4	3.3	2.3	1.4	1.8	2.0	17.1	4.4	3.7	2.7	3.1	3.5
Belarus	913	24.4	6.1	6.2	5.3	6.0	5.7	19.9	5.3	4.7	4.0	5.0	5.1
Georgia	915	7.3	2.0	1.9	1.5	2.0	2.0	2.3	0.6	0.6	0.6	0.6	0.6
Kazakhstan	916	31.6	8.3	7.5	5.4	7.4	7.5	36.7	8.9	8.2	6.5	7.7	7.5
Kyrgyz Republic	917	7.2	1.9	1.9	1.6	1.9	2.3	1.2	0.3	0.2	0.2	0.2	0.3
Moldova	921	4.5	1.1	1.1	1.0	1.0	1.0	2.3	0.5	0.6	0.5	0.6	0.6
Russian Federation	922	181.4	48.7	46.2	37.0	44.7	48.7	346.4	84.6	79.7	65.5	74.5	74.4
Tajikistan	923	3.9	1.1	1.1	0.6	1.0	0.9	0.9	0.2	0.2	0.2	0.2	0.2
Turkmenistan	925	5.7	1.5	1.4	1.1	1.5	1.1	10.1	2.3	2.1	2.2	2.0	1.5
Ukraine	926	37.7	9.2	10.6	8.5	9.2	10.4	44.0	11.0	10.9	9.0	10.2	10.0
Uzbekistan	927	10.2	2.4	2.4	2.1	2.3	2.5	6.9	1.6	1.9	1.5	1.8	2.2
Europe n.s.	884	3.1	0.8	0.8	0.7	0.7	0.8	3.1	0.8	0.7	0.7	0.8	0.9
<b>Mid East, N Africa, Pak</b>	440	<b>934.3</b>	<b>228.7</b>	<b>234.9</b>	<b>209.9</b>	<b>223.8</b>	<b>209.1</b>	<b>851.3</b>	<b>213.1</b>	<b>194.1</b>	<b>166.1</b>	<b>188.2</b>	<b>195.1</b>
Afghanistan, I.R. of	512	7.8	1.8	1.9	2.0	2.0	1.7	0.9	0.2	0.3	0.2	0.2	0.2
Algeria	612	47.8	11.1	12.9	10.9	12.3	11.8	36.4	8.8	8.2	6.7	7.0	7.8
Bahrain, Kingdom of	419	11.0	2.7	2.8	2.3	2.3	2.3	10.2	2.5	2.3	2.1	2.3	2.1
Djibouti	611	4.4	1.2	1.2	1.1	1.3	1.2	0.2	0.0	0.0	0.0	0.1	0.0
Egypt	469	74.6	17.7	18.4	17.3	18.0	16.5	25.5	6.0	5.7	5.9	6.7	6.0
Iran, I.R. of	429	60.6	14.6	14.6	12.7	16.5	16.7	42.1	10.4	9.1	8.5	11.9	13.9
Iraq	433	34.1	8.3	7.9	6.9	7.3	6.9	54.8	14.2	13.4	8.6	12.1	13.9
Jordan	439	21.1	5.5	5.2	4.7	5.0	4.4	7.8	2.0	2.0	1.7	1.8	2.0
Kuwait	443	29.1	7.1	7.3	6.4	7.1	6.6	58.0	14.6	13.0	10.0	11.6	12.9

# World (001)

In Billions of U.S. Dollars

		Exports (FOB)						Imports (CIF)					
		2015	2015Q3	2015Q4	2016Q1	2016Q2	2016Q3	2015	2015Q3	2015Q4	2016Q1	2016Q2	2016Q3
Lebanon	446	18.1	4.3	4.8	4.4	4.8	4.6	3.6	0.9	0.9	0.8	0.9	0.7
Libya	672	11.5	2.8	2.5	2.5	2.4	2.4	11.7	2.8	2.3	1.7	1.9	2.1
Mauritania	682	3.1	0.8	0.9	0.7	0.8	0.7	2.3	0.6	0.6	0.5	0.5	0.5
Morocco	686	33.6	7.6	8.9	8.8	9.9	9.1	24.1	5.6	6.0	6.7	6.3	5.3
Oman	449	52.6	13.7	14.3	10.8	10.5	10.4	34.3	9.0	7.7	6.2	6.9	7.3
Pakistan	564	50.0	12.4	13.5	12.1	14.0	13.2	23.8	5.9	5.6	5.7	5.7	5.5
Qatar	453	31.1	6.7	8.4	8.7	7.2	6.5	77.9	18.6	17.4	14.3	12.7	13.8
Saudi Arabia	456	161.5	40.0	39.8	33.9	34.2	31.2	214.4	55.1	46.7	38.8	45.4	47.4
Somalia	726	2.6	0.7	0.6	0.7	0.7	0.7	1.0	0.2	0.3	0.2	0.2	0.2
Sudan	732	8.3	2.1	1.9	1.9	2.2	1.9	4.0	0.8	1.0	0.8	0.8	0.5
Syrian Arab Republic	463	5.6	1.3	1.5	1.2	1.2	1.1	0.9	0.2	0.2	0.2	0.2	0.2
Tunisia	744	19.1	4.4	4.7	4.6	5.0	4.3	13.9	3.2	3.3	3.4	3.6	3.2
United Arab Emirates	466	237.6	59.8	58.9	53.2	56.6	52.6	199.0	50.8	47.4	42.5	48.7	48.8
West Bank and Gaza	487	0.8	0.2	0.2	0.2	0.2	0.2	0.1	0.0	0.0	0.0	0.0	0.0
Yemen, Republic of	474	8.3	1.8	1.9	2.1	2.5	2.0	2.2	0.1	0.2	0.1	0.1	0.2
Middle East n.s.	489	0.0	0.0	0.0	0.0	0.0	0.0	2.4	0.6	0.6	0.5	0.6	0.6
<b>Sub-Saharan Africa</b>	<b>603</b>	<b>347.5</b>	<b>87.5</b>	<b>83.9</b>	<b>68.3</b>	<b>78.1</b>	<b>79.1</b>	<b>320.7</b>	<b>81.0</b>	<b>75.3</b>	<b>65.6</b>	<b>73.2</b>	<b>74.5</b>
Angola	614	17.6	3.8	3.4	2.6	2.7	3.2	36.9	9.9	8.1	5.9	6.7	8.6
Benin	638	7.0	1.8	1.6	1.3	1.5	1.3	1.7	0.5	0.4	0.3	0.4	0.4
Botswana	616	6.3	1.6	1.3	1.4	1.4	1.4	4.8	1.0	0.9	1.4	1.6	1.6
Burkina Faso	748	2.5	0.7	0.6	0.6	0.6	0.6	1.9	0.5	0.5	0.4	0.5	0.6
Burundi	618	0.5	0.1	0.1	0.1	0.1	0.1	0.3	0.1	0.1	0.1	0.1	0.1
Cabo Verde	624	0.6	0.1	0.1	0.1	0.2	0.2	0.5	0.0	0.5	0.2	0.0	0.0
Cameroon	622	5.8	1.3	1.4	1.2	1.4	1.4	5.0	1.3	1.1	1.0	1.1	1.1
Central African Rep.	626	0.6	0.2	0.2	0.1	0.1	0.1	0.2	0.0	0.0	0.0	0.0	0.0
Chad	628	0.8	0.2	0.2	0.2	0.1	0.2	2.4	0.6	0.5	0.3	0.5	0.5
Comoros	632	0.4	0.1	0.1	0.1	0.1	0.1	0.0	0.0	0.0	0.0	0.0	0.0
Congo, Dem. Rep. of	636	6.1	1.5	1.4	1.1	1.2	1.2	6.5	1.8	1.7	1.5	1.5	1.4
Congo, Republic of	634	5.2	1.3	1.5	0.9	0.9	2.1	7.1	1.8	1.5	1.3	1.5	1.7
Côte d'Ivoire	662	9.3	2.3	2.4	2.0	2.3	2.0	10.4	2.6	2.5	2.6	2.8	2.6
Equatorial Guinea	642	1.7	0.4	0.5	0.3	0.3	0.4	7.0	1.5	1.5	1.0	1.2	1.2
Eritrea	643	0.6	0.1	0.2	0.1	0.1	0.1	0.5	0.1	0.1	0.1	0.1	0.0
Ethiopia	644	12.3	2.9	3.2	2.7	3.0	3.0	3.8	1.0	0.8	0.8	0.9	0.9
Gabon	646	3.2	0.7	1.0	0.6	0.6	0.7	7.0	1.8	1.7	1.4	1.5	1.5
Gambia, The	648	0.9	0.2	0.2	0.2	0.2	0.2	0.1	0.1	0.0	0.0	0.0	0.1
Ghana	652	15.1	4.0	3.9	3.4	4.2	3.6	11.8	3.0	2.9	2.4	2.5	2.6
Guinea	656	3.5	0.9	0.8	0.8	1.0	0.9	2.0	0.4	0.4	0.5	0.7	0.6
Guinea-Bissau	654	0.3	0.1	0.1	0.1	0.1	0.1	0.3	0.2	0.1	0.0	0.1	0.2
Kenya	664	20.1	4.7	5.2	3.9	4.5	4.4	6.1	1.5	1.4	1.4	1.4	1.4
Lesotho	666	1.4	0.4	0.3	0.3	0.3	0.4	1.0	0.3	0.3	0.2	0.3	0.2
Liberia	668	8.5	2.1	1.6	2.0	2.5	2.6	1.0	0.3	0.2	0.2	0.3	0.3
Madagascar	674	2.9	0.7	0.7	0.6	0.8	0.8	2.5	0.6	0.6	0.6	0.7	0.6
Malawi	676	1.6	0.5	0.4	0.3	0.4	0.4	1.0	0.2	0.3	0.2	0.2	0.2
Mali	678	3.0	0.7	0.8	0.8	0.8	0.7	3.6	0.9	0.9	0.8	0.9	0.9
Mauritius	684	4.4	1.1	1.1	0.9	1.1	1.0	2.9	0.7	0.9	0.7	0.6	0.6
Mozambique	688	9.9	2.5	2.4	1.6	1.9	1.9	4.5	1.0	1.1	1.0	1.0	1.0
Namibia	728	7.2	1.8	1.7	1.3	1.7	1.7	3.9	1.0	1.0	0.8	0.9	0.8
Niger	692	1.3	0.4	0.3	0.2	0.3	0.2	1.1	0.2	0.3	0.3	0.2	0.1
Nigeria	694	41.2	10.6	10.3	7.2	8.8	7.8	55.3	13.8	12.9	9.4	9.8	8.8
Rwanda	714	1.3	0.4	0.3	0.3	0.3	0.4	0.6	0.1	0.2	0.1	0.1	0.1
São Tomé & Príncipe	716	0.1	0.0	0.0	0.0	0.0	0.0	0.0	0.0	0.0	0.0	0.0	0.0
Senegal	722	8.3	2.2	2.2	1.9	2.3	2.2	2.9	0.7	0.6	0.7	0.8	0.7
Seychelles	718	1.1	0.3	0.3	0.2	0.2	0.2	0.5	0.1	0.1	0.1	0.1	0.1
Sierra Leone	724	1.4	0.3	0.3	0.3	0.3	0.3	0.6	0.1	0.1	0.1	0.2	0.2
South Africa	199	90.7	23.7	21.4	18.4	19.6	21.2	99.2	26.0	23.4	21.5	25.7	27.4
South Sudan, Rep. of	733	0.3	0.1	0.1	0.0	0.0	0.0	2.3	0.5	0.5	0.3	0.4	0.4
Swaziland	734	1.6	0.4	0.4	0.3	0.4	0.4	1.8	0.5	0.5	0.4	0.4	0.4
Tanzania	738	17.1	4.1	4.3	3.3	4.2	4.0	5.1	1.2	1.2	1.2	1.3	1.2
Togo	742	9.6	2.7	2.1	1.7	2.0	1.9	2.3	0.6	0.5	0.5	0.6	0.5
Uganda	746	3.8	0.9	1.0	0.8	0.9	0.9	1.9	0.4	0.5	0.5	0.5	0.5

# World (001)

In Billions of U.S. Dollars

		Exports (FOB)						Imports (CIF)					
		2015	2015Q3	2015Q4	2016Q1	2016Q2	2016Q3	2015	2015Q3	2015Q4	2016Q1	2016Q2	2016Q3
Zambia	754	5.7	1.5	1.4	1.2	1.4	1.5	7.1	1.6	1.9	1.9	2.1	1.9
Zimbabwe	698	4.1	1.1	1.0	0.8	0.9	0.9	2.5	0.5	0.6	0.8	0.8	0.4
Africa n.s.	799	0.7	0.2	0.2	0.2	0.3	0.3	0.5	0.1	0.1	0.1	0.1	0.1
<b>Western Hemisphere</b>	<b>205</b>	<b>969.6</b>	<b>248.1</b>	<b>232.3</b>	<b>207.2</b>	<b>224.5</b>	<b>234.5</b>	<b>999.8</b>	<b>258.5</b>	<b>243.4</b>	<b>223.2</b>	<b>241.5</b>	<b>246.7</b>
Anguilla	312	0.0	0.0	0.0	0.0	0.0	0.0	0.0	0.0	0.0	0.0	0.0	0.0
Antigua and Barbuda	311	1.5	0.4	0.3	0.3	0.3	0.2	0.3	0.1	0.1	0.1	0.1	0.1
Argentina	213	54.6	14.5	12.9	11.9	13.1	13.2	62.3	17.9	15.7	12.5	14.1	16.5
Aruba	314	2.8	0.6	0.6	0.5	0.4	0.5	0.3	0.1	0.1	0.1	0.1	0.1
Bahamas, The	313	9.7	3.0	2.0	1.8	2.4	1.4	2.4	0.6	0.5	0.3	0.4	0.4
Barbados	316	1.3	0.3	0.3	0.3	0.3	0.3	0.4	0.1	0.1	0.1	0.1	0.1
Belize	339	1.0	0.3	0.3	0.2	0.2	0.2	0.4	0.1	0.1	0.1	0.1	0.1
Bermuda	319	3.9	0.5	1.4	1.1	0.9	0.5	0.4	0.1	0.0	0.1	0.1	0.1
Bolivia	218	7.4	1.8	1.9	1.6	1.7	1.8	8.6	2.2	2.1	1.8	1.8	1.8
Brazil	223	168.0	41.4	36.3	31.8	36.4	40.0	209.3	57.2	51.8	44.9	52.3	54.8
Chile	228	59.8	16.1	14.4	13.2	14.1	14.8	68.3	15.9	15.5	16.3	16.3	14.5
Colombia	233	48.0	12.2	11.8	9.5	10.3	10.8	42.9	10.5	9.5	8.8	9.1	9.9
Costa Rica	238	13.1	3.4	3.4	3.0	3.4	3.4	13.2	3.1	3.1	3.0	3.4	3.1
Curacao	354	0.7	0.2	0.2	0.1	0.2	0.2	0.4	0.1	0.1	0.1	0.1	0.1
Dominica	321	0.5	0.1	0.1	0.1	0.1	0.1	0.2	0.1	0.0	0.1	0.0	0.0
Dominican Republic	243	15.0	3.8	3.9	3.6	4.0	4.3	8.5	2.2	2.1	2.0	2.3	2.4
Ecuador	248	18.4	4.7	4.1	3.1	3.4	3.7	20.4	5.3	4.6	4.3	4.5	4.4
El Salvador	253	8.4	2.2	2.2	1.9	2.0	2.0	5.6	1.5	1.3	1.3	1.4	1.4
Falkland Islands	323	0.3	0.0	0.0	0.0	0.0	0.0	0.2	0.0	0.1	0.0	0.1	0.0
Greenland	326	0.7	0.2	0.2	0.1	0.2	0.2	0.8	0.2	0.2	0.2	0.2	0.2
Grenada	328	0.2	0.1	0.1	0.1	0.1	0.1	0.1	0.0	0.0	0.0	0.0	0.0
Guatemala	258	15.2	4.1	3.9	3.5	3.7	3.7	11.2	2.9	2.6	2.5	2.9	2.8
Guyana	336	1.2	0.3	0.3	0.4	0.3	0.3	1.3	0.3	0.4	0.4	0.4	0.4
Haiti	263	3.6	0.9	0.8	0.8	0.9	1.0	1.1	0.3	0.3	0.3	0.3	0.3
Honduras	268	10.5	2.6	2.6	2.4	2.5	2.6	8.5	2.2	1.9	2.0	2.3	2.2
Jamaica	343	4.4	1.1	1.1	1.0	1.1	1.2	1.3	0.3	0.3	0.2	0.3	0.3
Mexico	273	366.1	95.0	90.8	84.2	90.2	93.8	403.4	101.8	101.4	94.8	101.1	100.7
Montserrat	351	0.0	0.0	0.0	0.0	0.0	0.0	0.0	0.0	0.0	0.0	0.0	0.0
Netherlands Antilles	353	5.5	1.3	1.2	1.0	1.2	1.1	1.6	0.3	0.3	0.4	0.4	0.4
Nicaragua	278	6.0	1.6	1.6	1.5	1.7	1.6	5.6	1.5	1.3	1.3	1.4	1.5
Panama	283	41.1	10.2	9.6	8.7	8.6	9.1	6.9	1.7	1.8	1.2	1.3	1.3
Paraguay	288	8.6	2.3	2.0	1.7	2.0	2.5	6.2	1.7	1.5	1.2	1.6	1.9
Peru	293	34.8	8.6	9.0	7.5	8.0	8.5	35.5	9.2	8.9	8.6	8.9	9.5
Sint Maarten	352	0.1	0.0	0.0	0.0	0.0	0.0	0.0	0.0	0.0	0.0	0.0	0.0
St. Kitts and Nevis	361	0.4	0.1	0.1	0.1	0.1	0.1	0.1	0.0	0.0	0.0	0.1	0.0
St. Lucia	362	1.6	0.3	0.4	0.4	0.3	0.4	0.2	0.1	0.1	0.0	0.0	0.0
St. Vincent & Grens.	364	0.4	0.1	0.1	0.1	0.1	0.1	0.1	0.0	0.0	0.1	0.1	0.0
Suriname	366	1.7	0.4	0.4	0.3	0.3	0.3	1.8	0.4	0.4	0.3	0.3	0.3
Trinidad and Tobago	369	6.5	1.8	1.5	1.6	1.4	1.5	12.8	3.0	2.6	2.5	2.2	2.3
Uruguay	298	12.1	2.9	3.0	2.3	2.6	2.9	10.0	3.1	2.4	2.0	2.2	2.8
Venezuela, Rep. Bol.	299	28.5	7.5	5.9	4.1	4.1	4.5	38.4	9.9	8.4	7.5	7.5	7.9
Western Hem. n.s.	399	6.2	1.5	1.9	1.2	2.0	1.4	8.6	2.3	1.9	1.8	1.6	1.9
<b>Other Countries n.i.e</b>	<b>910</b>	<b>12.0</b>	<b>3.2</b>	<b>3.2</b>	<b>2.5</b>	<b>2.8</b>	<b>2.8</b>	<b>5.4</b>	<b>1.5</b>	<b>1.2</b>	<b>1.1</b>	<b>1.2</b>	<b>1.3</b>
Cuba	928	8.5	2.2	2.2	1.8	1.9	1.9	2.3	0.6	0.5	0.4	0.5	0.5
Korea, Dem. People's Rep.	954	3.5	0.9	0.9	0.7	0.9	0.9	3.1	0.9	0.7	0.7	0.7	0.9
<b>Special Categories</b>	<b>899</b>	<b>44.2</b>	<b>11.1</b>	<b>10.1</b>	<b>7.9</b>	<b>9.1</b>	<b>9.8</b>	<b>167.5</b>	<b>43.1</b>	<b>48.4</b>	<b>30.2</b>	<b>35.3</b>	<b>37.9</b>
<b>Countries &amp; Areas n.s.</b>	<b>898</b>	<b>59.1</b>	<b>15.2</b>	<b>14.2</b>	<b>12.6</b>	<b>15.7</b>	<b>13.5</b>	<b>197.4</b>	<b>48.9</b>	<b>48.6</b>	<b>43.4</b>	<b>47.6</b>	<b>46.2</b>
<b>Memorandum Items</b>													
Africa	605	466.1	115.3	114.9	96.9	110.3	108.7	400.3	99.7	94.3	83.7	91.4	91.7
Middle East	405	757.5	186.5	188.5	167.2	175.6	164.5	744.6	187.8	168.8	141.9	163.7	171.8
European Union	998	5,266.6	1,296.7	1,314.3	1,270.7	1,351.7	1,306.1	5,288.3	1,303.9	1,350.5	1,266.8	1,359.7	1,292.1
Export earnings: fuel	080	1,100.2	276.6	272.4	227.7	249.4	246.6	1,399.0	349.6	316.7	262.3	295.8	307.0
Export earnings: nonfuel	092	15,264.8	3,813.8	3,817.5	3,468.0	3,757.0	3,747.1	15,186.2	3,809.9	3,826.6	3,520.4	3,774.6	3,776.9

# Advanced Economies (110)

In Billions of U.S. Dollars

		Exports (FOB)						Imports (CIF)					
		2015	2015Q3	2015Q4	2016Q1	2016Q2	2016Q3	2015	2015Q3	2015Q4	2016Q1	2016Q2	2016Q3
IFS World		9,600.7	2,373.4	2,390.9	2,290.0	2,303.6	2,325.9	10,172.0	2,542.2	2,531.3	2,372.5	2,487.4	2,496.3
World	001	9,823.5	2,426.8	2,453.2	2,305.8	2,467.7	2,410.4	10,300.6	2,569.3	2,569.6	2,418.4	2,563.1	2,552.9
Advanced Economies	110	6,368.9	1,564.0	1,588.4	1,531.9	1,628.0	1,574.0	6,169.0	1,515.3	1,549.4	1,480.7	1,582.4	1,522.1
Euro Area	163	2,787.1	679.5	696.5	692.3	726.1	684.0	3,071.6	751.9	784.0	748.9	799.8	751.7
Austria	122	126.6	31.6	31.7	32.3	32.8	32.1	120.0	30.0	31.2	29.1	31.0	30.1
Belgium	124	288.4	70.2	70.9	70.6	74.6	69.4	302.0	74.9	74.8	74.6	78.5	73.8
Cyprus	423	6.5	1.6	1.6	1.4	1.6	2.0	2.2	0.5	0.5	0.5	0.6	0.5
Estonia	939	11.6	2.9	2.9	2.8	3.2	3.0	10.1	2.5	2.6	2.6	2.9	2.6
Finland	172	47.5	11.5	12.1	11.6	12.6	11.8	48.6	12.2	12.3	11.1	12.1	12.1
France	132	468.5	111.8	118.2	117.4	122.6	111.8	396.0	94.5	102.6	96.6	102.8	93.7
Germany	134	761.3	188.3	188.9	189.0	195.6	187.8	929.4	229.8	235.5	226.1	241.5	227.7
Greece	174	26.8	6.2	6.5	6.9	7.3	6.9	14.1	3.5	3.4	3.4	3.5	3.4
Ireland	178	62.8	15.2	16.8	15.4	15.6	15.6	139.2	33.1	39.6	33.8	35.3	35.2
Italy	136	265.2	62.7	66.1	68.9	71.6	66.0	317.7	78.2	81.0	78.6	85.4	79.3
Latvia	941	11.2	3.0	2.8	2.5	2.8	2.8	8.6	2.2	2.2	2.0	2.2	2.2
Lithuania	946	15.4	3.9	4.0	3.7	4.3	4.1	16.1	4.1	4.1	3.8	4.3	4.1
Luxembourg	137	20.5	5.0	4.9	4.9	5.2	4.9	17.4	4.3	4.5	4.3	4.5	4.1
Malta	181	9.9	2.6	2.5	2.2	2.2	2.0	3.1	0.7	0.8	1.4	0.8	1.0
Netherlands	138	331.2	81.9	82.6	79.7	84.5	82.2	438.7	106.9	109.9	103.7	109.0	106.1
Portugal	182	52.2	12.7	12.8	12.9	14.3	13.2	41.5	10.3	10.3	10.1	11.2	10.4
Slovak Republic	936	53.0	13.4	13.7	13.2	13.8	12.7	51.5	12.6	13.5	12.7	14.2	12.9
Slovenia	961	20.4	5.0	5.1	5.0	5.5	5.2	19.1	4.6	5.0	4.9	5.4	5.0
Spain	184	206.2	49.5	52.4	51.8	56.3	50.6	196.2	46.9	50.2	49.8	54.6	47.6
Australia	193	112.7	29.4	27.3	23.6	27.2	28.0	89.8	22.4	21.0	20.6	21.4	22.6
Canada	156	342.2	84.6	82.9	78.3	86.6	82.3	348.7	87.2	82.6	80.3	82.6	83.1
China,P.R.: Hong Kong	532	252.3	62.5	64.6	55.7	59.8	63.1	36.8	9.8	9.6	9.6	12.2	13.2
China,P.R.: Macao	546	8.2	2.0	2.1	1.8	1.7	1.9	1.2	0.4	0.3	0.3	0.3	0.3
Czech Republic	935	96.9	24.2	24.8	24.1	26.1	24.5	120.3	29.6	32.0	31.1	32.8	29.8
Denmark	128	68.3	16.2	17.2	16.7	17.7	17.0	71.6	17.7	18.1	17.0	18.1	17.6
Iceland	176	3.7	1.0	0.9	1.0	1.5	1.4	4.4	1.0	1.0	1.0	1.0	1.0
Israel	436	40.7	9.6	10.8	10.6	11.3	10.9	47.7	10.7	11.5	11.7	11.7	11.1
Japan	158	246.0	61.1	61.7	57.3	59.0	60.9	368.9	90.1	90.7	88.7	94.3	97.9
Korea, Republic of	542	193.9	47.4	46.5	44.8	47.0	47.0	215.9	54.0	51.5	50.6	55.2	55.5
New Zealand	196	21.6	5.6	5.4	4.7	5.1	5.7	20.6	5.1	4.6	4.6	5.5	5.1
Norway	142	63.3	14.4	15.3	14.3	18.1	15.4	94.5	23.4	22.3	19.3	20.0	19.2
San Marino	135	0.2	0.0	0.0	0.1	0.0	0.0	0.1	0.0	0.0	0.0	0.0	0.0
Singapore	576	135.9	32.9	33.0	31.4	32.2	31.9	105.7	26.0	26.0	24.3	26.8	27.7
Sweden	144	109.1	26.4	28.2	26.8	29.1	27.1	112.1	26.9	28.5	27.2	28.8	26.5
Switzerland	146	200.7	48.1	51.1	47.6	46.0	46.2	179.9	43.6	47.1	45.7	56.6	55.6
Taiwan Prov.of China	528	127.3	31.4	31.6	28.8	32.3	34.8	178.5	44.9	44.5	41.5	43.1	45.9
United Kingdom	112	476.9	116.9	120.4	119.4	129.1	126.6	331.8	82.9	86.2	75.7	76.0	71.0
United States	111	1,081.7	270.7	268.1	252.7	272.1	265.4	768.7	187.9	187.8	182.8	196.3	187.1
Vatican	187	0.0	0.0	0.0	0.0	0.0	0.0	0.0	0.0	0.0	0.0	0.0	0.0
Emerg. & Dev. Economies	200	3,397.7	847.8	851.3	762.8	825.5	824.2	4,086.7	1,042.8	1,009.5	929.1	971.1	1,020.4
Emerg. & Dev. Asia	505	1,646.4	413.0	418.4	364.5	398.3	409.1	2,294.9	598.0	584.8	528.9	542.0	587.8
American Samoa	859	0.1	0.0	0.0	0.0	0.0	0.0	0.0	0.0	0.0	0.0	0.0	0.0
Bangladesh	513	12.4	2.9	3.3	3.0	3.3	3.2	27.0	7.3	6.2	7.6	6.8	7.7
Bhutan	514	0.1	0.0	0.0	0.0	0.0	0.0	0.1	0.0	0.0	0.0	0.0	0.0
Brunei Darussalam	516	3.1	0.7	1.0	0.3	0.4	0.4	4.6	1.1	1.0	1.0	0.7	0.7
Cambodia	522	4.6	1.1	1.2	1.1	1.1	1.0	10.3	3.1	2.5	3.1	3.3	3.5
China,P.R.: Mainland	924	1,021.1	256.3	264.4	223.0	245.8	253.4	1,580.4	415.3	411.3	353.4	363.0	402.2
Fiji	819	1.5	0.4	0.5	0.3	0.3	0.3	0.5	0.1	0.1	0.1	0.1	0.2
F.T. French Polynesia	887	1.2	0.3	0.3	0.3	0.3	0.3	0.2	0.1	0.0	0.0	0.0	0.0
F.T. New Caledonia	839	2.0	0.5	0.5	0.5	0.4	0.4	0.9	0.2	0.2	0.2	0.2	0.2
Guam	829	0.8	0.2	0.2	0.2	0.2	0.2	0.0	0.0	0.0	0.0	0.0	0.0
India	534	145.1	37.6	36.1	32.1	33.3	33.3	125.1	31.8	28.4	31.6	31.6	32.1
Indonesia	536	78.6	19.0	19.0	17.2	18.0	18.6	95.2	23.6	22.5	22.9	22.3	22.3
Kiribati	826	0.1	0.0	0.0	0.0	0.0	0.0	0.0	0.0	0.0	0.0	0.0	0.0
Lao People's Dem.Rep	544	0.7	0.2	0.2	0.1	0.1	0.1	0.5	0.1	0.1	0.1	0.1	0.2
Malaysia	548	103.4	26.2	24.7	23.0	26.0	25.4	152.2	37.9	37.6	34.7	36.4	37.2

# Advanced Economies (110)

In Billions of U.S. Dollars

		Exports (FOB)						Imports (CIF)					
		2015	2015Q3	2015Q4	2016Q1	2016Q2	2016Q3	2015	2015Q3	2015Q4	2016Q1	2016Q2	2016Q3
Maldives	556	0.5	0.1	0.2	0.1	0.1	0.1	0.2	0.0	0.0	0.0	0.0	0.0
Marshall Islands	867	0.9	0.3	0.2	0.1	0.5	0.1	0.1	0.0	0.1	0.1	0.0	0.1
Micronesia	868	0.0	0.0	0.0	0.0	0.0	0.0	0.0	0.0	0.0	0.0	0.0	0.0
Mongolia	948	1.0	0.2	0.2	0.2	0.3	0.2	0.6	0.2	0.2	0.1	0.2	0.2
Myanmar	518	5.6	1.2	1.5	1.5	1.2	1.2	2.6	0.8	0.7	0.7	0.6	1.0
Nauru	836	0.1	0.0	0.0	0.0	0.0	0.0	0.0	0.0	0.0	0.0	0.0	0.0
Nepal	558	0.8	0.2	0.2	0.1	0.2	0.1	0.3	0.1	0.1	0.1	0.1	0.1
Palau	565	0.0	0.0	0.0	0.0	0.0	0.0	0.0	0.0	0.0	0.0	0.0	0.0
Papua New Guinea	853	3.1	0.8	0.7	0.6	0.6	1.0	7.2	1.7	1.6	1.5	1.6	1.8
Philippines	566	51.8	12.6	12.6	12.3	13.1	13.5	45.7	11.7	11.1	10.7	11.6	12.0
Samoa	862	0.2	0.0	0.0	0.0	0.1	0.1	0.0	0.0	0.0	0.0	0.0	0.0
Solomon Islands	813	0.2	0.1	0.1	0.1	0.1	0.0	0.1	0.0	0.0	0.0	0.0	0.0
Sri Lanka	524	7.3	1.8	2.0	1.4	1.5	1.5	7.2	1.8	1.8	1.8	1.7	1.8
Thailand	578	93.7	23.0	22.5	21.4	21.9	25.3	115.7	29.3	28.8	28.7	29.6	30.6
Timor-Leste	537	0.2	0.0	0.0	0.0	0.0	0.0	0.3	0.1	0.1	0.0	0.0	0.0
Tonga	866	0.1	0.0	0.0	0.0	0.0	0.0	0.0	0.0	0.0	0.0	0.0	0.0
Tuvalu	869	0.0	0.0	0.0	0.0	0.0	0.0	0.0	0.0	0.0	0.0	0.0	0.0
Vanuatu	846	0.2	0.0	0.0	0.1	0.0	0.0	0.1	0.0	0.0	0.0	0.0	0.0
Vietnam	582	94.1	23.6	23.8	22.0	25.2	26.5	117.4	31.7	30.2	30.3	31.8	34.0
Asia n.s.	598	11.8	3.5	2.9	3.4	4.1	2.5	0.2	0.1	0.1	0.1	0.1	0.0
<b>Europe</b>	170	<b>579.5</b>	<b>145.9</b>	<b>145.0</b>	<b>137.7</b>	<b>152.5</b>	<b>146.5</b>	<b>630.3</b>	<b>154.4</b>	<b>153.1</b>	<b>145.8</b>	<b>155.1</b>	<b>151.6</b>
<b>Emerg. &amp; Dev. Europe</b>	903	<b>440.6</b>	<b>109.7</b>	<b>109.9</b>	<b>108.4</b>	<b>118.5</b>	<b>110.1</b>	<b>392.0</b>	<b>96.8</b>	<b>100.4</b>	<b>100.3</b>	<b>105.1</b>	<b>100.4</b>
Albania	914	2.6	0.6	0.7	0.6	0.8	0.7	1.4	0.4	0.4	0.3	0.4	0.4
Bosnia and Herzegovina	963	3.8	1.0	1.0	0.9	1.1	1.0	3.3	0.8	0.8	0.8	0.9	0.9
Bulgaria	918	16.4	4.0	4.1	3.9	4.2	4.2	14.6	3.7	3.5	3.5	3.7	4.0
Croatia	960	13.9	3.5	3.6	3.5	3.9	3.7	7.6	1.9	2.0	1.8	2.2	2.0
Faroe Islands	816	0.7	0.2	0.2	0.2	0.2	0.2	0.8	0.2	0.2	0.2	0.2	0.2
Gibraltar	823	7.2	1.8	1.4	1.3	1.7	1.5	0.4	0.1	0.1	0.0	0.1	0.1
Hungary	944	68.8	17.3	17.0	17.1	18.4	17.7	74.4	18.5	19.3	18.4	20.0	18.8
Kosovo	967	0.6	0.2	0.2	0.2	0.2	0.2	0.1	0.0	0.0	0.0	0.0	0.0
Macedonia, FYR	962	3.7	0.9	1.0	0.9	1.1	1.0	3.4	0.8	0.9	0.9	0.9	0.9
Montenegro	943	0.7	0.2	0.2	0.2	0.3	0.2	0.2	0.0	0.0	0.0	0.0	0.0
Poland	964	162.2	40.6	41.2	40.6	43.1	41.6	155.7	38.4	40.6	39.7	41.9	40.2
Romania	968	45.5	11.3	11.9	11.7	12.6	12.0	40.2	10.2	10.3	10.2	10.8	10.9
Serbia, Republic of	942	9.1	2.4	2.3	2.2	2.6	2.4	7.6	1.8	1.8	2.0	2.2	2.0
Turkey	186	105.2	25.8	25.1	25.1	28.4	23.6	82.5	19.8	20.5	22.3	21.6	19.9
<b>CIS</b>	901	<b>137.6</b>	<b>35.8</b>	<b>34.8</b>	<b>29.0</b>	<b>33.7</b>	<b>36.0</b>	<b>238.2</b>	<b>57.6</b>	<b>52.6</b>	<b>45.5</b>	<b>49.9</b>	<b>51.2</b>
Armenia	911	0.7	0.2	0.2	0.2	0.2	0.2	0.5	0.1	0.1	0.1	0.2	0.2
Azerbaijan, Rep. of	912	5.0	1.8	0.9	0.8	0.7	0.9	12.7	3.4	2.6	2.1	2.2	2.6
Belarus	913	5.3	1.4	1.3	0.9	1.1	1.2	3.7	0.9	0.8	0.7	0.7	0.7
Georgia	915	2.2	0.6	0.6	0.5	0.6	0.6	0.9	0.2	0.2	0.2	0.2	0.2
Kazakhstan	916	8.0	2.0	1.9	1.6	2.0	1.8	18.6	4.5	4.0	3.5	3.7	3.8
Kyrgyz Republic	917	0.4	0.1	0.1	0.1	0.1	0.1	0.5	0.1	0.1	0.0	0.0	0.0
Moldova	921	1.3	0.3	0.3	0.3	0.3	0.3	0.8	0.2	0.2	0.2	0.2	0.2
Russian Federation	922	97.0	25.1	24.6	20.2	23.6	25.5	184.8	44.5	40.5	34.9	38.9	39.4
Tajikistan	923	0.3	0.1	0.1	0.0	0.1	0.1	0.3	0.1	0.0	0.1	0.1	0.0
Turkmenistan	925	1.4	0.4	0.4	0.4	0.7	0.6	0.4	0.1	0.1	0.1	0.2	0.2
Ukraine	926	12.6	3.2	3.6	3.4	3.5	3.9	12.8	2.9	3.4	3.2	3.0	2.9
Uzbekistan	927	3.4	0.7	0.8	0.7	0.7	0.9	2.1	0.4	0.8	0.4	0.5	0.9
Europe n.s.	884	1.3	0.3	0.4	0.3	0.3	0.4	0.1	0.0	0.0	0.0	0.0	0.0
<b>Mid East, N Africa, Pak</b>	440	<b>417.2</b>	<b>98.7</b>	<b>107.3</b>	<b>96.4</b>	<b>98.3</b>	<b>89.5</b>	<b>398.5</b>	<b>99.4</b>	<b>87.1</b>	<b>77.8</b>	<b>86.8</b>	<b>94.0</b>
Afghanistan, I.R. of	512	0.9	0.2	0.2	0.4	0.4	0.2	0.1	0.0	0.0	0.0	0.0	0.0
Algeria	612	28.3	6.5	7.4	6.5	7.0	5.9	29.6	7.2	6.5	5.2	5.4	6.2
Bahrain, Kingdom of	419	5.6	1.4	1.4	1.2	1.2	1.1	3.2	0.8	0.6	0.7	0.6	0.6
Djibouti	611	0.6	0.2	0.1	0.2	0.2	0.1	0.1	0.0	0.0	0.0	0.0	0.0
Egypt	469	32.5	7.2	7.6	7.5	8.4	7.4	10.7	2.7	2.2	2.4	2.7	2.4
Iran, I.R. of	429	13.0	2.9	3.2	2.9	3.4	3.8	7.7	2.0	1.8	2.0	3.4	4.9
Iraq	433	9.4	2.3	2.1	1.9	1.8	1.6	26.1	6.6	6.9	4.1	5.7	7.2
Jordan	439	8.5	2.1	2.2	2.0	2.0	1.8	2.6	0.7	0.6	0.6	0.6	0.8
Kuwait	443	13.8	3.3	3.7	3.0	3.5	3.3	31.6	8.0	6.8	4.8	5.7	6.7



# Advanced Economies (110)

In Billions of U.S. Dollars

		Exports (FOB)						Imports (CIF)					
		2015	2015Q3	2015Q4	2016Q1	2016Q2	2016Q3	2015	2015Q3	2015Q4	2016Q1	2016Q2	2016Q3
Lebanon	446	9.8	2.4	2.4	2.3	2.4	2.4	0.8	0.2	0.2	0.2	0.2	0.2
Libya	672	5.3	1.3	1.1	1.3	1.1	1.0	8.8	1.9	1.7	1.2	1.4	1.4
Mauritania	682	1.0	0.2	0.2	0.2	0.2	0.2	1.0	0.2	0.2	0.2	0.2	0.2
Morocco	686	22.3	5.0	5.9	6.2	6.9	6.1	16.0	3.5	4.0	5.0	4.5	3.5
Oman	449	12.7	2.8	3.6	2.7	2.6	2.6	8.7	2.0	1.7	1.8	1.8	1.8
Pakistan	564	12.4	2.8	3.4	3.1	3.4	3.4	12.2	3.1	2.8	3.0	3.0	3.0
Qatar	453	20.1	3.9	5.8	6.2	4.7	4.1	51.4	11.9	10.9	8.7	7.8	8.4
Saudi Arabia	456	90.8	22.0	23.3	19.0	18.0	16.7	108.6	28.9	22.3	18.8	22.1	24.1
Somalia	726	0.2	0.1	0.0	0.0	0.0	0.0	0.0	0.0	0.0	0.0	0.0	0.0
Sudan	732	1.6	0.3	0.4	0.3	0.3	0.3	0.6	0.1	0.3	0.3	0.3	0.0
Syrian Arab Republic	463	0.8	0.2	0.2	0.1	0.2	0.1	0.1	0.0	0.0	0.0	0.0	0.0
Tunisia	744	12.8	3.0	3.2	3.1	3.4	2.8	11.3	2.5	2.7	2.8	3.0	2.5
United Arab Emirates	466	112.9	28.3	29.5	25.6	26.6	24.1	66.7	17.0	14.7	15.9	18.2	19.9
West Bank and Gaza	487	0.2	0.1	0.1	0.1	0.1	0.1	0.0	0.0	0.0	0.0	0.0	0.0
Yemen, Republic of	474	1.7	0.2	0.3	0.4	0.4	0.2	0.6	0.0	0.0	0.0	0.0	0.0
Middle East n.s.	489	0.0	0.0	0.0	0.0	0.0	0.0	0.0	0.0	0.0	0.0	0.0	0.0
<b>Sub-Saharan Africa</b>	<b>603</b>	<b>132.0</b>	<b>32.7</b>	<b>30.5</b>	<b>25.7</b>	<b>29.1</b>	<b>29.8</b>	<b>135.3</b>	<b>33.5</b>	<b>31.5</b>	<b>27.4</b>	<b>32.1</b>	<b>31.8</b>
Angola	614	9.5	2.0	1.6	1.3	1.6	1.8	14.0	3.8	3.2	1.9	2.3	3.0
Benin	638	1.8	0.4	0.4	0.3	0.3	0.2	0.1	0.0	0.0	0.0	0.0	0.0
Botswana	616	1.0	0.3	0.2	0.2	0.2	0.2	2.6	0.5	0.5	0.9	1.1	1.0
Burkina Faso	748	0.9	0.2	0.2	0.2	0.2	0.2	1.1	0.3	0.3	0.3	0.4	0.5
Burundi	618	0.1	0.0	0.0	0.0	0.0	0.0	0.1	0.0	0.0	0.0	0.0	0.0
Cabo Verde	624	0.5	0.1	0.1	0.1	0.1	0.1	0.5	0.0	0.4	0.2	0.0	0.0
Cameroon	622	2.2	0.5	0.5	0.5	0.6	0.6	2.3	0.6	0.5	0.5	0.5	0.6
Central African Rep.	626	0.5	0.2	0.2	0.0	0.0	0.0	0.1	0.0	0.0	0.0	0.0	0.0
Chad	628	0.4	0.1	0.1	0.1	0.1	0.1	1.7	0.5	0.4	0.3	0.3	0.3
Comoros	632	0.1	0.0	0.0	0.0	0.0	0.0	0.0	0.0	0.0	0.0	0.0	0.0
Congo, Dem. Rep. of	636	1.6	0.4	0.4	0.3	0.3	0.2	1.3	0.3	0.3	0.4	0.5	0.4
Congo, Republic of	634	2.7	0.6	0.9	0.5	0.4	1.7	2.5	0.6	0.6	0.5	0.5	0.5
Côte d'Ivoire	662	3.6	0.9	0.9	0.8	0.9	0.8	6.4	1.4	1.6	1.8	1.8	1.6
Equatorial Guinea	642	1.1	0.2	0.4	0.2	0.2	0.4	4.3	0.8	1.0	0.6	0.6	0.6
Eritrea	643	0.1	0.0	0.0	0.0	0.0	0.0	0.0	0.0	0.0	0.0	0.0	0.0
Ethiopia	644	4.0	0.9	0.9	0.7	1.0	1.0	1.9	0.5	0.4	0.3	0.4	0.5
Gabon	646	1.5	0.4	0.4	0.3	0.3	0.4	3.4	0.7	0.8	0.5	0.5	0.6
Gambia, The	648	0.2	0.1	0.1	0.1	0.0	0.1	0.0	0.0	0.0	0.0	0.0	0.0
Ghana	652	5.1	1.2	1.3	1.2	1.3	1.2	5.0	1.2	1.3	1.2	1.6	1.6
Guinea	656	1.2	0.3	0.3	0.3	0.4	0.3	0.9	0.2	0.2	0.3	0.3	0.2
Guinea-Bissau	654	0.1	0.0	0.0	0.0	0.0	0.0	0.0	0.0	0.0	0.0	0.0	0.0
Kenya	664	5.2	1.1	1.4	0.9	1.0	0.9	2.4	0.6	0.6	0.6	0.6	0.6
Lesotho	666	0.1	0.0	0.0	0.0	0.0	0.0	0.6	0.2	0.2	0.1	0.2	0.1
Liberia	668	5.6	1.3	1.1	1.5	2.0	1.9	0.3	0.1	0.1	0.1	0.1	0.1
Madagascar	674	0.8	0.2	0.2	0.2	0.2	0.2	1.8	0.4	0.4	0.4	0.5	0.5
Malawi	676	0.3	0.1	0.0	0.1	0.1	0.1	0.4	0.1	0.1	0.1	0.1	0.1
Mali	678	1.3	0.3	0.3	0.3	0.3	0.3	0.5	0.1	0.1	0.1	0.2	0.2
Mauritius	684	1.6	0.4	0.4	0.4	0.5	0.4	1.6	0.4	0.4	0.4	0.4	0.4
Mozambique	688	2.1	0.5	0.6	0.3	0.4	0.3	1.8	0.4	0.4	0.4	0.4	0.4
Namibia	728	0.6	0.1	0.2	0.1	0.2	0.1	1.5	0.4	0.4	0.4	0.4	0.3
Niger	692	0.6	0.2	0.2	0.1	0.1	0.1	0.6	0.1	0.2	0.2	0.1	0.0
Nigeria	694	18.8	4.7	4.5	3.4	4.0	3.4	27.8	6.8	6.2	4.9	5.2	4.4
Rwanda	714	0.3	0.1	0.1	0.1	0.1	0.2	0.1	0.0	0.0	0.0	0.0	0.0
São Tomé & Príncipe	716	0.1	0.0	0.0	0.0	0.0	0.0	0.0	0.0	0.0	0.0	0.0	0.0
Senegal	722	3.1	0.8	0.8	0.7	0.8	0.8	0.9	0.2	0.2	0.2	0.2	0.2
Seychelles	718	0.5	0.1	0.1	0.1	0.1	0.1	0.4	0.1	0.1	0.1	0.1	0.1
Sierra Leone	724	0.4	0.1	0.1	0.1	0.1	0.1	0.3	0.0	0.1	0.1	0.1	0.1
South Africa	199	42.1	11.0	9.6	8.6	9.0	9.5	41.8	10.9	9.6	8.6	11.4	11.8
South Sudan, Rep. of	733	0.1	0.0	0.0	0.0	0.0	0.0	0.0	0.0	0.0	0.0	0.0	0.0
Swaziland	734	0.1	0.0	0.0	0.0	0.0	0.0	0.2	0.1	0.0	0.0	0.0	0.0
Tanzania	738	2.3	0.6	0.5	0.4	0.5	0.4	1.3	0.3	0.3	0.4	0.6	0.5
Togo	742	5.5	1.5	1.0	0.8	1.1	1.0	0.2	0.0	0.0	0.0	0.1	0.0
Uganda	746	0.9	0.2	0.2	0.2	0.2	0.2	0.7	0.2	0.2	0.2	0.2	0.2

# Advanced Economies (110)

In Billions of U.S. Dollars

		Exports (FOB)						Imports (CIF)					
		2015	2015Q3	2015Q4	2016Q1	2016Q2	2016Q3	2015	2015Q3	2015Q4	2016Q1	2016Q2	2016Q3
Zambia	754	0.8	0.2	0.2	0.1	0.2	0.1	1.1	0.3	0.2	0.2	0.3	0.3
Zimbabwe	698	0.4	0.1	0.1	0.1	0.1	0.1	0.6	0.2	0.1	0.1	0.1	0.1
Africa n.s.	799	0.2	0.0	0.1	0.0	0.0	0.0	0.1	0.0	0.0	0.0	0.0	0.0
<b>Western Hemisphere</b>	<b>205</b>	<b>622.5</b>	<b>157.6</b>	<b>150.1</b>	<b>138.5</b>	<b>147.3</b>	<b>149.3</b>	<b>627.7</b>	<b>157.4</b>	<b>153.0</b>	<b>149.2</b>	<b>155.2</b>	<b>155.2</b>
Anguilla	312	0.0	0.0	0.0	0.0	0.0	0.0	0.0	0.0	0.0	0.0	0.0	0.0
Antigua and Barbuda	311	1.1	0.2	0.2	0.1	0.2	0.1	0.0	0.0	0.0	0.0	0.0	0.0
Argentina	213	24.2	6.4	5.5	5.2	5.5	5.5	18.0	4.9	4.8	4.0	4.4	5.0
Aruba	314	1.4	0.4	0.3	0.3	0.2	0.2	0.2	0.1	0.0	0.0	0.0	0.0
Bahamas, The	313	5.5	1.4	1.5	1.6	1.9	1.2	0.7	0.1	0.2	0.1	0.1	0.1
Barbados	316	0.9	0.2	0.2	0.2	0.2	0.2	0.1	0.0	0.0	0.0	0.0	0.0
Belize	339	0.4	0.1	0.1	0.1	0.1	0.1	0.3	0.1	0.1	0.0	0.1	0.1
Bermuda	319	3.5	0.4	1.3	1.0	0.9	0.4	0.3	0.1	0.0	0.1	0.1	0.1
Bolivia	218	2.2	0.5	0.5	0.4	0.4	0.4	2.4	0.5	0.6	0.6	0.7	0.7
Brazil	223	88.4	21.9	18.8	17.5	20.1	21.4	84.6	21.2	20.2	20.5	20.2	21.1
Chile	228	30.5	8.1	7.3	7.1	7.2	6.9	33.6	7.5	7.0	8.5	7.9	7.2
Colombia	233	28.0	7.0	6.9	5.3	5.6	6.0	24.8	6.2	5.4	5.1	5.4	6.1
Costa Rica	238	8.3	2.1	2.1	1.9	2.1	2.0	8.4	1.9	1.9	2.0	2.3	2.0
Curacao	354	0.4	0.1	0.1	0.1	0.1	0.1	0.1	0.0	0.0	0.0	0.0	0.0
Dominica	321	0.3	0.1	0.1	0.1	0.1	0.1	0.1	0.0	0.0	0.0	0.0	0.0
Dominican Republic	243	9.7	2.3	2.5	2.3	2.6	2.8	6.8	1.7	1.6	1.7	1.8	2.0
Ecuador	248	10.0	2.6	2.3	1.7	1.7	1.9	11.7	3.0	2.4	2.5	2.5	2.6
El Salvador	253	4.4	1.1	1.2	1.0	1.0	1.0	3.1	0.9	0.7	0.7	0.8	0.8
Falkland Islands	323	0.2	0.0	0.0	0.0	0.0	0.0	0.2	0.0	0.1	0.0	0.1	0.0
Greenland	326	0.6	0.2	0.2	0.1	0.2	0.2	0.6	0.2	0.2	0.1	0.2	0.2
Grenada	328	0.1	0.0	0.0	0.0	0.0	0.0	0.0	0.0	0.0	0.0	0.0	0.0
Guatemala	258	8.2	2.2	2.1	2.0	2.0	2.0	6.2	1.6	1.4	1.4	1.7	1.6
Guyana	336	0.6	0.1	0.2	0.2	0.2	0.1	0.9	0.2	0.3	0.3	0.3	0.3
Haiti	263	1.5	0.4	0.4	0.3	0.4	0.4	1.0	0.3	0.3	0.2	0.3	0.3
Honduras	268	6.2	1.5	1.5	1.4	1.4	1.5	6.4	1.7	1.4	1.5	1.7	1.6
Jamaica	343	2.5	0.6	0.6	0.6	0.6	0.7	0.9	0.2	0.2	0.2	0.2	0.2
Mexico	273	308.8	79.5	76.5	71.7	75.9	77.8	357.2	89.9	90.4	85.5	91.2	89.4
Montserrat	351	0.0	0.0	0.0	0.0	0.0	0.0	0.0	0.0	0.0	0.0	0.0	0.0
Netherlands Antilles	353	1.4	0.2	0.4	0.5	0.5	0.3	0.4	0.1	0.1	0.1	0.1	0.1
Nicaragua	278	1.9	0.5	0.5	0.5	0.6	0.5	3.9	1.1	0.9	0.9	1.0	1.1
Panama	283	23.7	5.6	5.3	5.7	5.3	5.4	1.8	0.5	0.4	0.4	0.5	0.5
Paraguay	288	2.7	0.7	0.6	0.6	0.7	0.9	1.5	0.4	0.4	0.3	0.4	0.4
Peru	293	16.7	4.0	4.2	3.7	3.8	4.0	19.2	4.8	4.7	4.8	4.7	5.0
Sint Maarten	352	0.1	0.0	0.0	0.0	0.0	0.0	0.0	0.0	0.0	0.0	0.0	0.0
St. Kitts and Nevis	361	0.3	0.1	0.1	0.1	0.1	0.1	0.1	0.0	0.0	0.0	0.0	0.0
St. Lucia	362	0.6	0.1	0.2	0.2	0.1	0.1	0.0	0.0	0.0	0.0	0.0	0.0
St. Vincent & Grens.	364	0.2	0.0	0.1	0.0	0.1	0.0	0.0	0.0	0.0	0.1	0.1	0.0
Suriname	366	1.0	0.3	0.2	0.2	0.2	0.2	1.0	0.2	0.2	0.2	0.2	0.2
Trinidad and Tobago	369	4.2	1.1	1.0	1.1	0.8	0.8	6.2	1.5	1.3	1.2	0.9	1.0
Uruguay	298	4.3	1.0	1.1	0.8	0.9	0.9	3.1	0.8	0.7	0.7	0.8	0.8
Venezuela, Rep. Bol.	299	13.5	3.5	2.6	2.0	2.0	2.0	21.0	5.3	4.9	4.7	3.9	3.8
Western Hem. n.s.	399	4.0	0.9	1.5	0.8	1.7	0.9	0.8	0.3	0.3	0.7	0.5	0.8
<b>Other Countries n.i.e</b>	<b>910</b>	<b>3.2</b>	<b>0.8</b>	<b>0.9</b>	<b>0.7</b>	<b>0.8</b>	<b>0.7</b>	<b>1.1</b>	<b>0.3</b>	<b>0.3</b>	<b>0.2</b>	<b>0.2</b>	<b>0.2</b>
Cuba	928	3.1	0.8	0.9	0.7	0.8	0.7	1.1	0.3	0.3	0.2	0.2	0.2
Korea, Dem. People's Rep.	954	0.1	0.0	0.0	0.0	0.0	0.0	0.0	0.0	0.0	0.0	0.0	0.0
<b>Special Categories</b>	<b>899</b>	<b>26.2</b>	<b>6.9</b>	<b>5.7</b>	<b>4.2</b>	<b>4.8</b>	<b>5.1</b>	<b>8.4</b>	<b>1.9</b>	<b>1.9</b>	<b>0.6</b>	<b>0.6</b>	<b>0.5</b>
<b>Countries &amp; Areas n.s.</b>	<b>898</b>	<b>27.5</b>	<b>7.3</b>	<b>6.9</b>	<b>6.2</b>	<b>8.5</b>	<b>6.3</b>	<b>35.4</b>	<b>9.1</b>	<b>8.5</b>	<b>7.8</b>	<b>8.8</b>	<b>9.7</b>
<b>Memorandum Items</b>													
Africa	605	198.7	47.9	47.8	42.2	47.1	45.3	193.9	47.1	45.2	41.0	45.4	44.4
Middle East	405	337.1	80.4	86.4	76.4	76.5	70.4	327.6	82.7	70.5	61.2	70.3	78.4
European Union	998	3,845.2	939.9	964.9	956.1	1,010.5	958.5	3,999.9	981.7	1,024.5	973.4	1,034.1	972.6
Export earnings: fuel	080	520.4	127.7	131.4	110.5	115.0	112.6	684.4	169.8	149.0	127.4	140.8	151.7
Export earnings: nonfuel	092	9,303.1	2,299.1	2,321.8	2,195.2	2,352.7	2,297.8	9,616.3	2,399.5	2,420.6	2,291.0	2,422.3	2,401.2

# Emerging and Developing Economies (200)

In Billions of U.S. Dollars

		Exports (FOB)						Imports (CIF)					
		2015	2015Q3	2015Q4	2016Q1	2016Q2	2016Q3	2015	2015Q3	2015Q4	2016Q1	2016Q2	2016Q3
IFS World		6,766.5	1,737.6	1,733.3	1,459.9	1,622.4	1,657.3	6,351.1	1,606.6	1,597.8	1,356.9	1,492.4	1,530.2
World	001	6,537.0	1,662.4	1,635.7	1,388.9	1,537.8	1,582.1	6,272.4	1,587.0	1,570.4	1,361.6	1,504.4	1,528.1
Advanced Economies	110	3,860.1	978.6	979.6	830.3	904.2	940.2	3,191.9	799.0	804.6	712.2	781.1	786.7
Euro Area	163	1,069.9	266.5	261.3	236.2	254.6	257.4	1,012.4	253.6	257.1	231.0	256.9	251.6
Austria	122	22.7	5.9	5.8	5.2	5.7	5.7	38.0	9.7	9.8	8.6	9.5	9.5
Belgium	124	68.1	16.7	16.4	16.1	17.2	17.3	60.1	14.5	14.9	13.9	15.5	14.8
Cyprus	423	2.2	0.6	0.5	0.4	0.4	0.4	1.9	0.6	0.4	0.3	0.3	0.3
Estonia	939	5.5	1.2	1.3	1.3	1.5	1.3	2.3	0.6	0.6	0.5	0.6	0.6
Finland	172	15.6	4.0	3.8	3.2	3.7	3.6	18.3	4.7	4.4	4.0	4.5	4.5
France	132	118.9	29.4	29.8	26.1	27.5	28.3	134.3	32.2	34.3	31.3	33.8	33.8
Germany	134	278.5	70.0	69.5	65.6	68.9	70.3	383.8	98.7	96.2	87.3	98.1	95.4
Greece	174	20.5	4.7	5.3	4.8	5.0	5.3	11.6	2.6	3.0	2.5	2.8	2.9
Ireland	178	8.8	2.2	2.4	2.1	2.1	2.1	19.3	4.9	5.1	4.7	4.8	5.3
Italy	136	153.7	37.4	35.3	32.1	36.4	34.6	141.5	34.8	36.4	31.6	36.3	34.4
Latvia	941	11.6	2.7	2.3	2.2	2.5	2.0	2.8	0.7	0.7	0.7	0.7	0.8
Lithuania	946	9.6	2.2	2.5	2.1	2.2	2.3	4.7	1.2	1.4	1.1	1.2	1.3
Luxembourg	137	3.2	0.7	1.0	0.6	0.5	0.5	2.3	0.6	0.5	0.6	0.5	0.5
Malta	181	8.0	2.4	1.9	2.0	2.4	2.1	2.3	0.5	0.6	0.5	0.5	0.5
Netherlands	138	198.9	49.4	48.9	40.9	44.6	47.0	73.4	18.3	19.5	17.3	18.6	18.5
Portugal	182	14.9	3.7	3.5	3.3	3.5	3.7	13.4	3.4	3.3	2.7	2.9	3.1
Slovak Republic	936	20.2	5.2	5.1	4.5	4.8	4.8	20.0	4.9	5.4	4.6	5.2	5.2
Slovenia	961	9.3	2.4	2.4	2.4	2.7	2.7	9.4	2.4	2.4	2.3	2.5	2.5
Spain	184	97.6	25.1	23.2	20.9	22.7	22.9	71.5	18.0	17.9	16.2	18.2	17.3
Australia	193	79.5	20.4	20.9	18.0	18.2	20.2	109.2	27.7	26.0	22.4	26.6	28.9
Canada	156	70.5	18.1	17.0	15.1	16.9	17.8	57.5	14.3	14.9	13.0	14.8	13.2
China,P.R.: Hong Kong	532	397.6	100.0	123.7	76.7	90.0	90.2	35.2	9.1	9.7	10.4	13.3	12.2
China,P.R.: Macao	546	5.5	1.6	1.4	0.8	1.0	1.0	2.5	0.6	0.7	0.7	0.9	0.7
Czech Republic	935	35.8	9.1	9.3	8.5	9.1	8.8	31.0	7.6	8.0	7.2	8.3	7.9
Denmark	128	18.7	4.7	4.5	4.1	4.3	4.6	19.1	4.8	4.7	4.6	5.1	4.9
Iceland	176	0.9	0.2	0.2	0.1	0.2	0.1	0.6	0.2	0.2	0.1	0.1	0.1
Israel	436	23.8	6.0	5.7	5.4	6.1	6.2	16.8	4.1	3.9	3.8	4.0	4.1
Japan	158	347.7	87.5	83.8	76.0	73.4	79.8	333.4	83.5	84.2	75.4	82.0	85.2
Korea, Republic of	542	235.8	57.5	59.7	47.7	51.2	54.7	336.7	84.3	86.1	72.3	79.7	81.0
New Zealand	196	11.4	3.0	2.9	2.3	2.6	3.1	15.8	3.6	3.4	4.0	4.0	3.8
Norway	142	11.2	2.8	2.5	2.2	2.6	2.4	14.3	3.4	3.6	2.8	2.7	2.8
San Marino	135	0.1	0.0	0.0	0.0	0.0	0.0	0.0	0.0	0.0	0.0	0.0	0.0
Singapore	576	156.9	40.9	37.6	33.0	36.1	36.3	117.3	29.2	27.3	23.4	25.8	25.9
Sweden	144	24.4	6.1	5.7	5.4	5.8	6.2	34.0	8.2	8.4	7.3	7.9	7.8
Switzerland	146	50.6	12.0	12.7	16.8	19.0	18.2	74.1	19.6	19.1	20.0	18.8	22.4
Taiwan Prov.of China	528	99.8	25.7	23.8	18.9	22.1	21.8	211.6	53.3	55.8	43.5	50.1	53.8
United Kingdom	112	162.2	41.7	40.7	35.2	38.6	40.6	93.7	23.3	23.2	20.5	22.2	21.5
United States	111	1,057.8	274.7	266.3	227.7	252.2	270.8	676.9	168.6	168.5	149.5	157.9	158.8
Vatican	187	0.0	0.0	0.0	0.0	0.0	0.0	0.0	0.0	0.0	0.0	0.0	0.0
Emerg. & Dev. Economies	200	2,618.4	669.1	642.0	546.7	620.3	627.9	2,755.1	705.7	678.3	583.4	648.8	666.4
Emerg. & Dev. Asia	505	1,133.1	289.3	277.1	237.5	268.6	271.6	1,316.5	336.7	332.6	294.8	318.3	331.8
American Samoa	859	0.0	0.0	0.0	0.0	0.0	0.0	0.0	0.0	0.0	0.0	0.0	0.0
Bangladesh	513	31.1	7.7	7.9	7.3	8.1	8.0	5.7	1.5	1.3	1.4	1.5	1.5
Bhutan	514	0.4	0.1	0.1	0.1	0.1	0.1	0.3	0.2	0.0	0.0	0.1	0.1
Brunei Darussalam	516	2.4	0.6	0.6	0.4	0.4	0.4	1.8	0.4	0.5	0.3	0.5	0.3
Cambodia	522	12.0	2.9	3.1	2.9	3.0	3.0	3.2	0.8	0.8	0.9	1.0	1.0
China,P.R.: Mainland	924	398.3	105.0	93.1	81.0	93.8	93.2	714.9	184.2	182.5	157.2	171.1	179.7
Fiji	819	0.5	0.2	0.1	0.1	0.2	0.2	0.2	0.0	0.1	0.0	0.0	0.1
F.T. French Polynesia	887	0.2	0.0	0.1	0.0	0.0	0.0	0.0	0.0	0.0	0.0	0.0	0.0
F.T. New Caledonia	839	0.4	0.1	0.1	0.1	0.1	0.1	0.6	0.1	0.1	0.1	0.1	0.2
Guam	829	0.0	0.0	0.0	0.0	0.0	0.0	0.1	0.0	0.0	0.0	0.0	0.1
India	534	231.3	59.9	55.5	45.8	52.0	55.0	131.2	32.5	31.1	30.8	31.1	30.6
Indonesia	536	71.9	17.5	17.5	15.9	16.9	17.5	78.5	19.4	19.1	17.4	18.7	19.1
Kiribati	826	0.1	0.0	0.0	0.0	0.0	0.0	0.1	0.0	0.0	0.0	0.0	0.0
Lao People's Dem.Rep	544	6.1	1.4	1.7	1.4	1.4	1.3	3.5	0.9	0.9	0.9	1.0	1.0
Malaysia	548	86.8	21.2	19.8	17.3	19.7	19.8	121.0	30.5	30.4	25.8	28.9	30.1

# Emerging and Developing Economies (200)

In Billions of U.S. Dollars

		Exports (FOB)						Imports (CIF)					
		2015	2015Q3	2015Q4	2016Q1	2016Q2	2016Q3	2015	2015Q3	2015Q4	2016Q1	2016Q2	2016Q3
Maldives	556	1.1	0.3	0.3	0.3	0.4	0.3	0.1	0.0	0.0	0.0	0.0	0.0
Marshall Islands	867	0.5	0.2	0.1	0.1	0.2	0.4	0.2	0.1	0.1	0.0	0.0	0.0
Micronesia	868	0.0	0.0	0.0	0.0	0.0	0.0	0.0	0.0	0.0	0.0	0.0	0.0
Mongolia	948	2.9	0.8	0.7	0.4	0.5	0.6	3.8	0.9	0.9	0.8	0.9	0.8
Myanmar	518	16.9	3.7	4.8	4.2	4.0	3.8	10.6	2.7	3.1	1.9	2.1	2.0
Nauru	836	0.0	0.0	0.0	0.0	0.0	0.0	0.0	0.0	0.0	0.0	0.0	0.0
Nepal	558	4.7	1.1	0.7	1.4	1.6	1.4	0.6	0.1	0.1	0.1	0.1	0.1
Palau	565	0.1	0.0	0.0	0.0	0.0	0.0	0.0	0.0	0.0	0.0	0.0	0.0
Papua New Guinea	853	1.9	0.5	0.4	0.4	0.4	0.4	2.9	0.7	0.7	0.6	0.6	0.5
Philippines	566	49.4	13.1	13.4	12.3	14.2	13.7	31.0	8.5	7.6	6.2	7.0	7.9
Samoa	862	0.1	0.0	0.0	0.0	0.0	0.0	0.0	0.0	0.0	0.0	0.0	0.0
Solomon Islands	813	0.2	0.0	0.1	0.0	0.1	0.0	0.6	0.1	0.1	0.1	0.1	0.1
Sri Lanka	524	13.9	3.0	3.4	3.2	2.9	2.7	3.4	0.8	0.8	0.8	0.8	0.8
Thailand	578	93.3	23.9	22.5	20.2	22.3	22.7	116.4	30.2	29.9	27.2	28.4	30.4
Timor-Leste	537	0.4	0.1	0.1	0.1	0.1	0.1	0.0	0.0	0.0	0.0	0.0	0.0
Tonga	866	0.1	0.0	0.0	0.0	0.0	0.0	0.0	0.0	0.0	0.0	0.0	0.0
Tuvalu	869	0.0	0.0	0.0	0.0	0.0	0.0	0.0	0.0	0.0	0.0	0.0	0.0
Vanuatu	846	0.2	0.0	0.0	0.0	0.0	0.1	0.2	0.1	0.1	0.0	0.0	0.1
Vietnam	582	100.8	24.3	29.3	20.9	24.4	24.7	62.6	16.1	16.2	16.8	18.2	19.3
Asia n.s.	598	5.1	1.4	1.5	1.5	1.5	1.7	22.9	5.9	5.8	5.2	5.8	6.0
<b>Europe</b>	<b>170</b>	<b>406.6</b>	<b>104.8</b>	<b>101.8</b>	<b>84.6</b>	<b>100.1</b>	<b>102.5</b>	<b>430.1</b>	<b>107.3</b>	<b>105.0</b>	<b>88.3</b>	<b>102.0</b>	<b>99.5</b>
<b>Emerg. &amp; Dev. Europe</b>	<b>903</b>	<b>214.8</b>	<b>53.8</b>	<b>52.8</b>	<b>47.4</b>	<b>53.9</b>	<b>53.6</b>	<b>176.6</b>	<b>44.0</b>	<b>43.9</b>	<b>40.0</b>	<b>44.9</b>	<b>43.7</b>
Albania	914	1.5	0.4	0.4	0.4	0.5	0.4	0.6	0.2	0.1	0.1	0.1	0.1
Bosnia and Herzegovina	963	3.9	1.0	1.0	0.8	1.0	1.0	2.1	0.5	0.5	0.4	0.5	0.6
Bulgaria	918	12.0	3.1	3.1	2.8	3.4	3.5	10.6	2.6	2.6	2.4	2.8	2.8
Croatia	960	7.1	1.9	1.6	1.6	1.9	1.9	4.1	1.2	1.0	0.8	1.0	1.1
Faroe Islands	816	0.2	0.1	0.0	0.0	0.0	0.0	0.5	0.1	0.2	0.1	0.1	0.1
Gibraltar	823	2.0	0.5	0.6	0.5	0.6	0.7	0.1	0.0	0.0	0.0	0.0	0.0
Hungary	944	22.3	5.6	5.8	5.2	5.9	5.9	25.9	6.4	6.6	5.9	6.4	6.5
Kosovo	967	1.4	0.3	0.4	0.3	0.4	0.4	0.1	0.0	0.0	0.0	0.0	0.0
Macedonia, FYR	962	2.2	0.5	0.6	0.5	0.7	0.6	2.3	0.6	0.6	0.5	0.6	0.6
Montenegro	943	1.4	0.4	0.3	0.3	0.4	0.4	0.3	0.1	0.1	0.1	0.1	0.1
Poland	964	44.5	11.4	11.2	10.1	11.2	12.2	34.7	8.5	8.8	7.9	9.0	9.2
Romania	968	24.2	6.5	6.0	5.5	6.3	6.5	20.3	5.3	4.9	5.0	5.3	5.5
Serbia, Republic of	942	7.2	1.7	1.9	1.7	1.9	1.9	6.2	1.7	1.6	1.5	1.8	1.8
Turkey	186	84.7	20.3	19.9	17.7	19.7	18.2	66.9	16.3	16.5	14.7	16.7	14.8
<b>CIS</b>	<b>901</b>	<b>190.0</b>	<b>50.5</b>	<b>48.5</b>	<b>36.9</b>	<b>45.8</b>	<b>48.6</b>	<b>250.6</b>	<b>62.5</b>	<b>60.4</b>	<b>47.7</b>	<b>56.4</b>	<b>54.9</b>
Armenia	911	1.9	0.5	0.5	0.4	0.4	0.5	0.9	0.2	0.3	0.3	0.3	0.3
Azerbaijan, Rep. of	912	6.4	1.5	1.4	0.7	1.1	1.1	4.5	0.9	1.2	0.6	0.9	0.9
Belarus	913	19.1	4.8	4.8	4.4	4.9	4.4	16.1	4.4	3.9	3.3	4.2	4.4
Georgia	915	5.1	1.4	1.3	1.0	1.4	1.4	1.5	0.4	0.4	0.4	0.5	0.4
Kazakhstan	916	23.7	6.3	5.5	3.8	5.4	5.7	18.1	4.5	4.2	3.0	4.0	3.6
Kyrgyz Republic	917	6.7	1.8	1.8	1.6	1.8	2.2	0.7	0.2	0.2	0.2	0.2	0.2
Moldova	921	3.2	0.8	0.8	0.7	0.7	0.8	1.5	0.3	0.4	0.3	0.4	0.4
Russian Federation	922	84.0	23.5	21.5	16.6	21.0	23.1	161.3	40.0	39.1	30.5	35.5	34.9
Tajikistan	923	3.7	1.0	1.1	0.6	1.0	0.8	0.6	0.2	0.2	0.1	0.1	0.1
Turkmenistan	925	4.3	1.2	1.0	0.7	0.8	0.5	9.7	2.1	2.0	2.1	1.8	1.3
Ukraine	926	25.1	6.0	7.0	5.0	5.7	6.5	31.1	8.1	7.5	5.8	7.2	7.1
Uzbekistan	927	6.8	1.7	1.7	1.4	1.6	1.6	4.7	1.2	1.1	1.1	1.4	1.3
Europe n.s.	884	1.8	0.5	0.4	0.4	0.4	0.4	3.0	0.7	0.7	0.6	0.8	0.9
<b>Mid East, N Africa, Pak</b>	<b>440</b>	<b>516.9</b>	<b>129.9</b>	<b>127.6</b>	<b>113.4</b>	<b>125.4</b>	<b>119.5</b>	<b>452.8</b>	<b>113.6</b>	<b>107.0</b>	<b>88.3</b>	<b>101.5</b>	<b>101.1</b>
Afghanistan, I.R. of	512	6.9	1.6	1.7	1.6	1.6	1.5	0.9	0.2	0.3	0.2	0.2	0.2
Algeria	612	19.5	4.5	5.4	4.4	5.2	5.9	6.8	1.7	1.7	1.4	1.6	1.6
Bahrain, Kingdom of	419	5.4	1.3	1.4	1.0	1.1	1.2	7.0	1.7	1.7	1.4	1.7	1.5
Djibouti	611	3.8	1.1	1.1	0.9	1.1	1.1	0.2	0.0	0.0	0.0	0.0	0.0
Egypt	469	42.1	10.4	10.8	9.8	9.6	9.1	14.9	3.2	3.5	3.4	3.9	3.6
Iran, I.R. of	429	47.6	11.7	11.4	9.8	13.0	12.9	34.3	8.3	7.3	6.5	8.5	9.0
Iraq	433	24.7	6.0	5.9	4.9	5.4	5.3	28.7	7.6	6.5	4.5	6.4	6.7
Jordan	439	12.5	3.4	2.9	2.7	3.0	2.6	5.2	1.3	1.3	1.1	1.3	1.2
Kuwait	443	15.3	3.8	3.6	3.3	3.6	3.3	26.4	6.7	6.2	5.2	5.9	6.2

# Emerging and Developing Economies (200)

In Billions of U.S. Dollars

		Exports (FOB)						Imports (CIF)					
		2015	2015Q3	2015Q4	2016Q1	2016Q2	2016Q3	2015	2015Q3	2015Q4	2016Q1	2016Q2	2016Q3
Lebanon	446	8.2	1.9	2.4	2.0	2.3	2.2	2.7	0.7	0.7	0.6	0.6	0.6
Libya	672	6.1	1.5	1.4	1.2	1.3	1.3	2.9	0.9	0.5	0.5	0.5	0.6
Mauritania	682	2.1	0.5	0.7	0.5	0.6	0.5	1.3	0.4	0.3	0.3	0.3	0.3
Morocco	686	11.3	2.6	3.0	2.6	3.0	3.0	8.1	2.1	2.0	1.8	1.8	1.7
Oman	449	39.9	10.8	10.7	8.0	7.9	7.8	25.6	7.0	6.0	4.5	5.0	5.5
Pakistan	564	37.5	9.6	10.1	9.0	10.6	9.8	11.5	2.8	2.8	2.6	2.7	2.5
Qatar	453	11.1	2.8	2.6	2.5	2.5	2.4	26.5	6.7	6.4	5.6	4.8	5.3
Saudi Arabia	456	70.6	18.0	16.5	14.9	16.2	14.5	105.7	26.3	24.4	20.0	23.3	23.3
Somalia	726	2.4	0.6	0.6	0.6	0.7	0.7	0.9	0.2	0.2	0.2	0.2	0.2
Sudan	732	6.7	1.7	1.6	1.5	1.8	1.5	3.4	0.7	0.7	0.5	0.6	0.5
Syrian Arab Republic	463	4.8	1.2	1.2	1.1	1.0	1.0	0.8	0.2	0.2	0.2	0.2	0.2
Tunisia	744	6.3	1.4	1.5	1.5	1.6	1.4	2.6	0.6	0.6	0.6	0.7	0.7
United Arab Emirates	466	124.7	31.5	29.4	27.5	30.0	28.5	132.3	33.8	32.7	26.6	30.5	28.9
West Bank and Gaza	487	0.6	0.1	0.2	0.1	0.2	0.2	0.1	0.0	0.0	0.0	0.0	0.0
Yemen, Republic of	474	6.7	1.6	1.7	1.8	2.0	1.8	1.6	0.1	0.2	0.1	0.1	0.2
Middle East n.s.	489	0.0	0.0	0.0	0.0	0.0	0.0	2.4	0.6	0.6	0.5	0.6	0.6
<b>Sub-Saharan Africa</b>	<b>603</b>	<b>215.3</b>	<b>54.8</b>	<b>53.4</b>	<b>42.6</b>	<b>49.0</b>	<b>49.3</b>	<b>185.3</b>	<b>47.5</b>	<b>43.8</b>	<b>38.2</b>	<b>41.1</b>	<b>42.7</b>
Angola	614	8.0	1.8	1.8	1.2	1.1	1.4	22.9	6.1	4.9	4.0	4.4	5.6
Benin	638	5.1	1.4	1.2	1.0	1.2	1.1	1.6	0.5	0.4	0.3	0.4	0.4
Botswana	616	5.3	1.3	1.2	1.2	1.2	1.2	2.2	0.5	0.5	0.5	0.6	0.6
Burkina Faso	748	1.6	0.4	0.4	0.4	0.4	0.4	0.7	0.2	0.2	0.1	0.1	0.1
Burundi	618	0.3	0.1	0.1	0.1	0.1	0.1	0.2	0.1	0.1	0.1	0.1	0.1
Cabo Verde	624	0.1	0.0	0.0	0.0	0.0	0.0	0.0	0.0	0.0	0.0	0.0	0.0
Cameroon	622	3.5	0.8	0.8	0.7	0.8	0.8	2.7	0.7	0.6	0.5	0.6	0.5
Central African Rep.	626	0.1	0.0	0.0	0.0	0.0	0.0	0.1	0.0	0.0	0.0	0.0	0.0
Chad	628	0.4	0.1	0.1	0.1	0.1	0.1	0.6	0.2	0.1	0.0	0.1	0.1
Comoros	632	0.4	0.1	0.1	0.1	0.1	0.1	0.0	0.0	0.0	0.0	0.0	0.0
Congo, Dem. Rep. of	636	4.5	1.1	1.0	0.9	0.9	0.9	5.2	1.4	1.4	1.0	1.0	1.0
Congo, Republic of	634	2.4	0.6	0.6	0.4	0.5	0.5	4.6	1.2	0.9	0.8	1.0	1.2
Côte d'Ivoire	662	5.7	1.4	1.4	1.2	1.4	1.2	4.0	1.1	0.9	0.8	1.0	1.0
Equatorial Guinea	642	0.6	0.1	0.1	0.1	0.1	0.1	2.6	0.6	0.5	0.4	0.6	0.6
Eritrea	643	0.5	0.1	0.2	0.1	0.1	0.1	0.4	0.1	0.1	0.1	0.1	0.0
Ethiopia	644	8.3	2.0	2.3	2.0	2.0	2.0	1.9	0.5	0.4	0.5	0.6	0.5
Gabon	646	1.7	0.4	0.6	0.3	0.3	0.3	3.6	1.0	0.9	0.9	0.9	0.8
Gambia, The	648	0.7	0.2	0.2	0.2	0.2	0.2	0.1	0.0	0.0	0.0	0.0	0.1
Ghana	652	10.0	2.8	2.6	2.1	2.8	2.4	6.8	1.8	1.6	1.2	0.9	1.0
Guinea	656	2.4	0.6	0.5	0.5	0.6	0.6	1.1	0.2	0.2	0.3	0.4	0.4
Guinea-Bissau	654	0.1	0.0	0.0	0.0	0.0	0.0	0.3	0.2	0.1	0.0	0.1	0.2
Kenya	664	14.9	3.5	3.8	2.9	3.5	3.4	3.7	0.9	0.8	0.8	0.8	0.8
Lesotho	666	1.3	0.3	0.3	0.3	0.3	0.3	0.4	0.1	0.1	0.1	0.1	0.1
Liberia	668	2.9	0.9	0.5	0.5	0.5	0.7	0.8	0.2	0.1	0.1	0.2	0.1
Madagascar	674	2.0	0.5	0.6	0.5	0.6	0.6	0.7	0.2	0.2	0.2	0.2	0.2
Malawi	676	1.4	0.4	0.3	0.3	0.3	0.4	0.6	0.1	0.2	0.1	0.1	0.1
Mali	678	1.7	0.4	0.4	0.5	0.5	0.4	3.1	0.8	0.8	0.7	0.8	0.7
Mauritius	684	2.8	0.7	0.7	0.5	0.7	0.6	1.4	0.3	0.5	0.4	0.3	0.2
Mozambique	688	7.8	1.9	1.8	1.3	1.5	1.7	2.7	0.6	0.7	0.6	0.6	0.6
Namibia	728	6.7	1.7	1.5	1.2	1.5	1.6	2.4	0.6	0.6	0.5	0.5	0.5
Niger	692	0.7	0.2	0.1	0.1	0.2	0.1	0.5	0.1	0.1	0.1	0.1	0.1
Nigeria	694	22.4	5.9	5.8	3.8	4.8	4.4	27.5	7.0	6.8	4.6	4.7	4.4
Rwanda	714	1.0	0.3	0.2	0.2	0.2	0.2	0.4	0.1	0.1	0.1	0.1	0.1
São Tomé & Príncipe	716	0.0	0.0	0.0	0.0	0.0	0.0	0.0	0.0	0.0	0.0	0.0	0.0
Senegal	722	5.2	1.4	1.4	1.2	1.5	1.4	2.1	0.5	0.5	0.5	0.5	0.5
Seychelles	718	0.6	0.1	0.2	0.1	0.1	0.1	0.1	0.0	0.0	0.0	0.0	0.0
Sierra Leone	724	1.0	0.2	0.3	0.2	0.2	0.2	0.4	0.0	0.0	0.1	0.1	0.1
South Africa	199	48.5	12.7	11.8	9.8	10.6	11.7	57.4	15.1	13.8	12.9	14.3	15.5
South Sudan, Rep. of	733	0.2	0.0	0.0	0.0	0.0	0.0	2.3	0.5	0.5	0.3	0.4	0.4
Swaziland	734	1.5	0.4	0.4	0.3	0.3	0.4	1.6	0.4	0.4	0.3	0.3	0.4
Tanzania	738	14.8	3.5	3.8	2.8	3.6	3.5	3.7	0.9	1.0	0.8	0.7	0.7
Togo	742	4.1	1.2	1.1	0.9	0.9	0.9	2.1	0.5	0.5	0.4	0.5	0.4
Uganda	746	2.9	0.7	0.7	0.6	0.7	0.7	1.2	0.3	0.3	0.3	0.4	0.3

# Emerging and Developing Economies (200)

In Billions of U.S. Dollars

		Exports (FOB)						Imports (CIF)					
		2015	2015Q3	2015Q4	2016Q1	2016Q2	2016Q3	2015	2015Q3	2015Q4	2016Q1	2016Q2	2016Q3
Zambia	754	4.9	1.3	1.2	1.1	1.3	1.4	6.1	1.3	1.6	1.7	1.8	1.7
Zimbabwe	698	3.7	1.0	0.9	0.8	0.8	0.9	2.0	0.3	0.5	0.7	0.6	0.3
Africa n.s.	799	0.5	0.1	0.1	0.1	0.2	0.3	0.4	0.1	0.1	0.1	0.1	0.1
<b>Western Hemisphere</b>	<b>205</b>	<b>346.5</b>	<b>90.4</b>	<b>82.1</b>	<b>68.6</b>	<b>77.1</b>	<b>85.0</b>	<b>370.3</b>	<b>100.6</b>	<b>89.9</b>	<b>73.7</b>	<b>85.9</b>	<b>91.2</b>
Anguilla	312	0.0	0.0	0.0	0.0	0.0	0.0	0.0	0.0	0.0	0.0	0.0	0.0
Antigua and Barbuda	311	0.5	0.1	0.1	0.2	0.1	0.1	0.2	0.1	0.1	0.1	0.0	0.1
Argentina	213	30.4	8.1	7.3	6.7	7.5	7.7	44.1	13.0	10.8	8.5	9.6	11.5
Aruba	314	1.4	0.2	0.3	0.2	0.2	0.3	0.2	0.0	0.1	0.1	0.1	0.1
Bahamas, The	313	4.1	1.6	0.4	0.3	0.5	0.2	1.6	0.5	0.3	0.2	0.3	0.3
Barbados	316	0.4	0.1	0.1	0.1	0.1	0.1	0.3	0.1	0.1	0.1	0.1	0.1
Belize	339	0.5	0.1	0.1	0.1	0.1	0.1	0.2	0.0	0.0	0.0	0.0	0.0
Bermuda	319	0.4	0.1	0.1	0.2	0.0	0.1	0.1	0.0	0.0	0.0	0.0	0.0
Bolivia	218	5.2	1.3	1.4	1.2	1.3	1.3	6.2	1.6	1.5	1.2	1.1	1.1
Brazil	223	79.5	19.4	17.6	14.2	16.3	18.6	124.1	35.8	31.4	24.3	32.0	33.6
Chile	228	29.2	8.0	7.1	6.1	7.0	7.9	34.7	8.4	8.5	7.7	8.4	7.3
Colombia	233	20.0	5.2	4.9	4.1	4.7	4.8	18.0	4.3	4.2	3.7	3.6	3.8
Costa Rica	238	4.8	1.3	1.3	1.2	1.3	1.4	4.8	1.2	1.2	1.0	1.1	1.1
Curacao	354	0.3	0.1	0.1	0.1	0.1	0.1	0.3	0.1	0.1	0.1	0.1	0.1
Dominica	321	0.1	0.0	0.0	0.0	0.0	0.0	0.1	0.0	0.0	0.0	0.0	0.0
Dominican Republic	243	5.3	1.4	1.4	1.3	1.4	1.5	1.7	0.5	0.4	0.3	0.4	0.4
Ecuador	248	8.4	2.0	1.9	1.5	1.7	1.8	8.7	2.3	2.1	1.8	2.0	1.8
El Salvador	253	4.0	1.0	1.0	0.9	1.0	1.0	2.5	0.6	0.7	0.6	0.6	0.6
Falkland Islands	323	0.0	0.0	0.0	0.0	0.0	0.0	0.0	0.0	0.0	0.0	0.0	0.0
Greenland	326	0.0	0.0	0.0	0.0	0.0	0.0	0.2	0.1	0.1	0.0	0.0	0.1
Grenada	328	0.1	0.0	0.0	0.0	0.0	0.0	0.0	0.0	0.0	0.0	0.0	0.0
Guatemala	258	7.0	1.9	1.8	1.5	1.7	1.7	5.0	1.3	1.2	1.1	1.2	1.2
Guyana	336	0.6	0.2	0.2	0.2	0.2	0.2	0.4	0.1	0.1	0.1	0.1	0.1
Haiti	263	2.0	0.5	0.5	0.5	0.5	0.6	0.1	0.0	0.0	0.0	0.0	0.0
Honduras	268	4.3	1.1	1.0	1.0	1.1	1.1	2.2	0.5	0.5	0.5	0.6	0.6
Jamaica	343	2.0	0.5	0.5	0.4	0.5	0.5	0.4	0.1	0.1	0.1	0.1	0.1
Mexico	273	57.3	15.5	14.3	12.5	14.2	16.1	45.8	11.8	10.9	9.2	9.8	11.1
Montserrat	351	0.0	0.0	0.0	0.0	0.0	0.0	0.0	0.0	0.0	0.0	0.0	0.0
Netherlands Antilles	353	4.1	1.0	0.8	0.5	0.7	0.8	1.2	0.2	0.2	0.3	0.3	0.3
Nicaragua	278	4.1	1.1	1.1	1.0	1.1	1.1	1.7	0.4	0.4	0.4	0.4	0.4
Panama	283	17.3	4.6	4.3	2.9	3.2	3.6	5.0	1.2	1.4	0.8	0.8	0.9
Paraguay	288	5.9	1.6	1.4	1.1	1.3	1.6	4.7	1.3	1.1	0.9	1.2	1.5
Peru	293	18.1	4.6	4.8	3.8	4.2	4.5	16.3	4.4	4.3	3.8	4.2	4.4
Sint Maarten	352	0.0	0.0	0.0	0.0	0.0	0.0	0.0	0.0	0.0	0.0	0.0	0.0
St. Kitts and Nevis	361	0.1	0.0	0.0	0.0	0.0	0.0	0.0	0.0	0.0	0.0	0.0	0.0
St. Lucia	362	1.0	0.2	0.3	0.2	0.2	0.3	0.2	0.1	0.0	0.0	0.0	0.0
St. Vincent & Grens.	364	0.2	0.0	0.0	0.0	0.0	0.0	0.1	0.0	0.0	0.0	0.0	0.0
Suriname	366	0.7	0.2	0.2	0.1	0.1	0.1	0.8	0.2	0.2	0.1	0.1	0.1
Trinidad and Tobago	369	2.3	0.7	0.5	0.5	0.6	0.7	6.5	1.5	1.3	1.4	1.3	1.3
Uruguay	298	7.8	1.9	1.8	1.4	1.7	2.0	6.9	2.3	1.6	1.3	1.5	2.0
Venezuela, Rep. Bol.	299	14.7	3.9	3.2	2.1	2.0	2.4	17.2	4.5	3.4	2.7	3.5	4.1
Western Hem. n.s.	399	2.2	0.6	0.4	0.4	0.3	0.5	7.7	2.1	1.6	1.1	1.1	1.1
<b>Other Countries n.i.e</b>	<b>910</b>	<b>8.8</b>	<b>2.4</b>	<b>2.3</b>	<b>1.8</b>	<b>2.0</b>	<b>2.1</b>	<b>4.3</b>	<b>1.2</b>	<b>1.0</b>	<b>0.9</b>	<b>1.0</b>	<b>1.1</b>
Cuba	928	5.4	1.5	1.4	1.1	1.2	1.2	1.2	0.3	0.3	0.2	0.3	0.2
Korea, Dem. People's Rep.	954	3.4	0.9	0.9	0.7	0.9	0.9	3.0	0.9	0.7	0.7	0.7	0.9
<b>Special Categories</b>	<b>899</b>	<b>18.0</b>	<b>4.3</b>	<b>4.4</b>	<b>3.7</b>	<b>4.3</b>	<b>4.7</b>	<b>159.1</b>	<b>41.2</b>	<b>46.5</b>	<b>29.5</b>	<b>34.7</b>	<b>37.4</b>
<b>Countries &amp; Areas n.s.</b>	<b>898</b>	<b>31.6</b>	<b>7.9</b>	<b>7.4</b>	<b>6.3</b>	<b>7.1</b>	<b>7.2</b>	<b>162.0</b>	<b>39.8</b>	<b>40.1</b>	<b>35.6</b>	<b>38.8</b>	<b>36.5</b>
<b>Memorandum Items</b>													
Africa	605	267.3	67.3	67.1	54.6	63.1	63.4	206.3	52.6	49.0	42.7	46.0	47.4
Middle East	405	420.3	106.1	102.1	90.8	99.1	94.1	417.1	105.0	98.2	80.7	93.4	93.4
European Union	998	1,421.0	356.7	349.2	314.5	341.1	347.5	1,285.7	321.5	325.2	292.9	324.8	318.8
Export earnings: fuel	080	579.0	148.7	140.9	117.0	134.3	133.8	713.9	179.6	167.6	134.7	154.9	155.1
Export earnings: nonfuel	092	5,958.0	1,513.6	1,494.8	1,271.9	1,403.6	1,448.3	5,558.4	1,407.3	1,402.8	1,226.9	1,349.5	1,373.0



# Emerging and Developing Asia (505)

In Millions of U.S. Dollars

		Exports (FOB)						Imports (CIF)					
		2015	2015Q3	2015Q4	2016Q1	2016Q2	2016Q3	2015	2015Q3	2015Q4	2016Q1	2016Q2	2016Q3
IFS World		3,490,920.8	900,789.3	909,393.1	747,456.0	827,833.0	861,588.1	2,992,855.5	765,740.8	762,124.1	631,664.9	702,968.9	738,444.9
World	001	3,413,857.1	882,086.1	888,804.4	735,706.9	812,208.3	847,035.2	2,881,743.9	738,116.9	727,130.3	626,403.3	698,279.3	730,405.6
Advanced Economies	110	2,135,020.8	553,042.4	568,175.7	459,926.4	499,785.9	531,002.4	1,519,087.3	383,709.2	385,415.0	339,529.2	374,723.7	389,824.4
Euro Area	163	371,952.0	96,677.8	95,432.7	84,926.8	89,530.7	94,628.3	263,997.9	68,012.7	64,370.9	59,974.0	68,304.1	68,706.5
Austria	122	5,647.7	1,525.4	1,468.4	1,297.6	1,476.9	1,488.1	7,774.6	2,016.4	1,901.5	1,768.5	2,074.8	2,254.2
Belgium	124	28,290.9	7,190.4	6,998.9	6,737.4	6,939.9	7,230.4	18,820.8	4,268.5	4,381.1	4,525.5	4,827.3	4,414.0
Cyprus	423	876.9	277.2	200.3	190.8	135.3	199.8	397.0	149.5	61.2	35.3	99.0	48.3
Estonia	939	1,220.2	340.1	298.5	260.5	287.1	311.4	477.8	109.0	82.6	84.5	87.1	108.6
Finland	172	4,424.2	1,340.5	1,060.1	853.7	957.3	977.6	6,078.8	1,606.9	1,267.3	1,346.9	1,579.6	1,624.4
France	132	41,480.3	10,540.7	10,707.9	9,340.0	10,168.9	10,492.4	39,042.4	9,970.3	10,034.1	9,100.4	10,194.1	10,097.6
Germany	134	102,143.0	26,801.8	26,086.6	23,378.8	24,457.6	25,862.8	122,809.5	32,225.6	29,329.4	27,025.1	30,946.2	31,252.0
Greece	174	4,844.5	985.4	1,380.2	1,418.8	1,349.8	1,322.4	723.4	185.6	177.1	152.8	149.9	154.6
Ireland	178	4,515.2	1,177.5	1,195.6	1,061.0	1,049.6	1,126.9	6,176.0	1,483.5	1,866.9	1,634.2	1,702.3	2,040.7
Italy	136	41,280.6	10,566.8	10,168.3	9,583.3	10,577.5	10,232.4	28,441.3	7,445.9	6,953.1	6,306.5	7,608.6	7,608.1
Latvia	941	1,375.7	357.1	334.1	307.6	378.7	380.1	251.6	67.9	51.4	73.0	106.5	87.6
Lithuania	946	1,448.0	404.9	374.6	331.4	372.4	419.0	437.9	166.2	105.2	104.6	131.5	131.6
Luxembourg	137	2,454.3	540.7	760.7	432.3	329.3	315.9	573.8	226.3	117.1	112.6	128.0	134.0
Malta	181	3,128.4	776.4	824.3	438.6	561.0	364.2	629.3	137.8	170.7	126.7	129.3	139.7
Netherlands	138	86,026.4	22,442.3	22,661.0	19,079.6	19,203.8	21,947.7	16,427.7	4,243.2	4,299.2	4,041.6	4,407.6	4,277.5
Portugal	182	4,222.8	1,092.4	1,074.0	1,275.1	1,386.0	1,435.3	1,853.2	543.1	383.1	367.7	455.1	559.0
Slovak Republic	936	3,434.4	957.7	992.9	751.9	831.9	1,053.9	2,455.5	489.5	616.8	586.3	690.0	688.7
Slovenia	961	2,765.8	704.8	712.9	763.7	740.6	843.7	484.3	114.3	130.4	163.5	198.7	205.0
Spain	184	32,372.7	8,655.4	8,133.5	7,424.6	8,327.1	8,624.6	10,142.9	2,563.0	2,442.4	2,418.3	2,788.6	2,819.1
Australia	193	69,900.3	18,165.1	18,579.2	15,827.5	16,054.3	17,927.1	94,407.9	24,147.6	22,514.2	19,406.8	23,417.3	26,338.6
Canada	156	38,885.7	10,486.1	9,430.9	8,167.3	9,239.5	10,036.0	27,721.4	7,095.3	7,102.1	6,600.5	6,665.0	6,178.4
China,P.R.: Hong Kong	532	384,160.4	96,951.6	120,185.5	73,373.6	86,698.3	86,931.5	26,016.6	6,678.2	7,338.3	8,304.5	11,208.8	10,011.2
China,P.R.: Macao	546	4,743.0	1,412.3	1,220.3	725.3	998.6	922.2	282.6	78.0	66.0	51.8	51.3	45.6
Czech Republic	935	10,073.2	2,796.7	2,751.3	2,317.9	2,456.9	2,477.8	4,060.7	951.7	1,056.5	978.1	1,069.2	1,065.2
Denmark	128	8,593.2	2,266.9	2,098.8	1,832.6	1,892.9	2,226.3	5,847.4	1,493.6	1,454.8	1,411.8	1,694.7	1,683.6
Iceland	176	161.9	41.5	38.4	26.7	60.0	49.1	95.5	27.9	30.5	16.7	26.7	41.7
Israel	436	13,059.2	3,495.5	3,125.7	2,970.0	3,264.5	3,468.9	6,710.0	1,595.4	1,660.2	1,586.8	1,657.3	1,732.9
Japan	158	229,629.9	58,032.8	57,775.0	53,719.4	52,069.1	55,904.3	237,471.5	60,137.1	59,675.5	53,956.2	59,708.4	62,910.9
Korea, Republic of	542	136,929.6	33,435.0	37,003.4	29,646.0	32,294.9	32,806.2	246,906.4	62,407.0	65,156.9	53,708.1	57,667.2	60,026.7
New Zealand	196	8,847.8	2,341.6	2,331.9	1,849.0	2,007.0	2,353.9	11,326.3	2,647.6	2,440.8	2,993.0	2,973.5	2,930.8
Norway	142	4,110.9	1,044.7	819.6	861.4	810.3	956.7	6,302.5	1,431.9	1,567.6	1,247.4	1,253.0	1,017.6
San Marino	135	....	....	....	....	....	....	0.1	0.0	0.0	0.0	0.0	0.0
Singapore	576	118,814.3	29,941.3	29,887.6	26,369.1	28,327.3	28,202.6	99,895.0	25,020.5	23,519.2	20,327.4	22,586.2	22,500.4
Sweden	144	10,502.0	2,702.3	2,437.4	2,169.2	2,439.0	2,597.7	10,657.6	2,687.9	2,599.4	2,214.3	2,498.1	2,515.8
Switzerland	146	9,063.2	2,436.8	1,927.4	4,037.7	4,264.8	3,982.4	39,128.5	10,522.2	10,904.1	12,413.5	11,285.2	15,224.6
Taiwan Prov.of China	528	66,874.1	17,299.6	16,718.6	13,456.4	15,604.8	14,973.4	186,342.3	46,815.0	49,668.9	37,987.4	44,303.6	47,947.9
United Kingdom	112	86,639.9	23,613.2	22,729.2	18,481.3	20,456.7	22,987.4	31,619.7	8,074.6	7,447.1	7,057.4	7,420.4	7,637.9
United States	111	562,080.4	149,901.5	143,682.9	119,169.0	131,316.2	147,570.6	220,297.2	53,884.9	56,841.9	49,293.6	50,933.7	51,308.2
Vatican	187	0.0	0.0	0.0	0.0	0.0	0.0	0.0	0.0	0.0	0.0	0.0	0.0
Emerg. & Dev. Economies	200	1,264,901.5	325,638.5	316,852.8	272,601.8	308,499.3	311,826.9	1,197,029.1	311,372.0	293,622.1	254,990.0	286,607.6	300,153.9
Emerg. & Dev. Asia	505	616,411.0	153,895.3	157,945.5	138,434.7	152,333.0	154,334.7	637,412.1	162,206.9	164,692.1	147,268.9	159,537.0	166,626.7
American Samoa	859	38.6	8.2	15.6	7.2	19.0	26.9	7.6	4.9	1.6	0.6	0.7	0.7
Bangladesh	513	23,685.7	5,824.9	6,019.6	5,943.4	6,622.5	6,132.4	1,891.8	519.6	454.2	481.1	575.9	522.7
Bhutan	514	431.2	108.2	134.4	93.5	145.9	103.7	276.6	151.3	38.6	37.6	69.4	97.9
Brunei Darussalam	516	2,367.9	553.7	555.7	394.9	386.8	356.4	1,765.8	395.2	502.9	289.5	515.8	328.9
Cambodia	522	11,901.4	2,899.4	3,109.6	2,840.2	2,972.2	3,021.9	2,492.1	625.7	613.5	741.9	789.0	820.0
China,P.R.: Mainland	924	107,530.6	27,569.5	27,591.9	24,402.2	26,043.5	27,778.1	248,571.8	63,438.3	66,010.8	58,259.1	62,200.9	64,343.9
Fiji	819	532.5	153.1	142.1	135.6	164.7	160.6	182.7	42.6	40.4	41.3	39.9	46.1
F.T. French Polynesia	887	159.8	26.8	83.3	20.3	26.2	33.1	10.7	2.4	2.3	2.3	3.8	4.4
F.T. New Caledonia	839	332.3	95.9	70.3	45.9	57.0	46.6	521.6	137.5	107.7	125.5	86.3	160.6
Guam	829	41.1	11.5	8.1	11.9	8.0	8.5	71.7	13.1	29.3	10.2	20.6	59.5
India	534	90,308.1	23,769.0	22,280.6	20,072.4	22,137.2	23,707.4	43,089.7	10,382.9	10,408.9	10,775.2	10,793.3	10,183.7
Indonesia	536	56,436.6	13,647.0	13,510.8	12,876.0	13,916.1	14,361.7	57,390.6	14,308.0	14,239.3	12,659.6	13,799.2	14,316.1
Kiribati	826	87.9	22.7	18.6	11.0	16.2	23.4	105.8	19.6	36.0	18.9	26.8	40.1
Lao People's Dem.Rep	544	6,063.4	1,355.1	1,660.1	1,400.8	1,409.7	1,342.1	3,519.4	858.8	928.9	946.4	1,003.2	973.2
Malaysia	548	72,396.0	17,366.1	16,611.5	14,123.2	16,560.8	16,418.1	94,549.8	23,805.6	23,647.5	19,499.9	22,173.8	23,613.3

# Emerging and Developing Asia (505)

In Millions of U.S. Dollars

		Exports (FOB)						Imports (CIF)					
		2015	2015Q3	2015Q4	2016Q1	2016Q2	2016Q3	2015	2015Q3	2015Q4	2016Q1	2016Q2	2016Q3
Maldives	556	645.5	159.3	181.3	228.9	228.7	217.6	67.5	15.5	13.7	15.1	34.4	30.8
Marshall Islands	867	3.1	0.8	0.8	0.7	0.6	0.9	0.3	0.1	0.1	0.0	0.1	0.2
Micronesia	868	39.6	6.3	16.6	2.3	13.6	42.9	8.0	2.9	0.8	4.4	0.8	0.7
Mongolia	948	1,627.1	495.5	324.4	183.2	270.1	342.8	3,790.2	925.1	891.7	783.7	910.5	798.8
Myanmar	518	16,189.3	3,526.7	4,627.1	3,966.7	3,843.1	3,544.0	10,299.7	2,602.1	3,030.6	1,866.6	2,070.4	1,918.7
Nauru	836	25.6	6.1	8.1	4.0	5.0	6.0	11.0	0.0	5.8	0.0	0.0	0.0
Nepal	558	4,314.0	963.3	615.8	1,346.8	1,545.4	1,289.8	546.1	115.6	89.0	114.9	113.6	112.2
Palau	565	52.4	12.0	21.8	15.2	11.0	19.4	5.2	4.1	0.6	1.4	0.1	0.4
Papua New Guinea	853	1,894.3	441.6	380.4	361.3	365.2	353.5	2,682.9	643.1	691.8	611.6	572.4	456.8
Philippines	566	43,447.1	11,399.0	12,161.8	11,084.8	12,867.2	12,258.3	25,380.0	6,815.5	6,318.7	5,027.1	5,793.1	6,569.0
Samoa	862	118.1	33.7	33.9	27.0	29.3	35.1	15.7	4.7	5.7	5.2	9.9	4.7
Solomon Islands	813	189.4	47.5	58.5	47.0	61.2	47.4	578.1	120.0	146.9	117.7	105.4	114.2
Sri Lanka	524	11,357.4	2,472.2	2,833.4	2,715.7	2,410.4	2,159.2	1,590.9	375.3	333.8	374.6	319.3	369.0
Thailand	578	70,325.0	17,954.0	17,832.5	16,325.2	17,399.4	17,317.9	83,377.0	21,877.0	21,670.5	19,508.5	20,954.6	22,758.2
Timor-Leste	537	366.9	82.3	127.5	91.5	103.2	123.6	1.5	0.8	0.2	1.0	1.4	1.3
Tonga	866	86.9	24.6	23.0	15.6	19.4	25.6	0.7	0.2	0.2	0.5	0.6	0.6
Tuvalu	869	28.2	5.1	7.8	2.5	3.3	4.8	1.1	1.0	0.0	0.0	0.0	0.0
Vanuatu	846	135.6	42.3	43.5	32.0	43.1	46.7	45.2	11.9	9.1	5.1	8.0	10.4
Vietnam	582	89,427.4	21,699.4	25,799.6	18,379.6	21,840.8	21,969.8	42,467.0	10,876.9	11,368.7	12,217.3	13,420.6	14,625.5
Asia n.s.	598	3,825.0	1,112.6	1,035.5	1,226.2	787.2	1,008.6	12,096.2	3,109.6	3,052.4	2,724.6	3,123.3	3,344.1
<b>Europe</b>	<b>170</b>	<b>128,626.6</b>	<b>35,612.8</b>	<b>33,457.4</b>	<b>28,458.3</b>	<b>34,033.2</b>	<b>36,326.5</b>	<b>88,973.5</b>	<b>22,305.3</b>	<b>21,373.5</b>	<b>18,758.9</b>	<b>21,526.4</b>	<b>20,567.1</b>
<b>Emerg. &amp; Dev. Europe</b>	<b>903</b>	<b>62,010.1</b>	<b>15,937.3</b>	<b>15,777.3</b>	<b>14,645.7</b>	<b>16,318.8</b>	<b>16,210.8</b>	<b>17,990.0</b>	<b>4,858.3</b>	<b>4,263.1</b>	<b>4,234.5</b>	<b>4,591.2</b>	<b>5,554.1</b>
Albania	914	490.8	132.8	140.3	136.5	175.8	135.5	143.3	49.1	34.0	32.9	24.7	36.8
Bosnia and Herzegovina	963	84.8	18.2	25.3	20.6	18.6	25.5	62.2	15.8	12.4	9.2	10.7	15.2
Bulgaria	918	1,458.2	389.0	355.9	316.1	463.9	383.8	1,119.5	276.0	293.2	287.6	295.8	334.7
Croatia	960	1,206.6	288.0	298.0	307.8	359.2	329.1	275.8	116.8	50.7	51.5	46.4	100.4
Faroe Islands	816	62.3	1.4	2.2	1.1	0.9	0.9	129.0	36.8	23.2	27.7	27.1	19.5
Gibraltar	823	1,160.2	296.9	497.8	366.7	407.0	443.9	0.6	0.3	0.2	0.1	0.1	0.1
Hungary	944	6,542.5	1,713.3	1,676.3	1,554.0	1,762.4	1,824.0	3,661.9	944.4	1,025.9	914.7	1,006.8	1,166.7
Macedonia, FYR	962	101.4	22.4	36.4	31.1	23.4	19.3	152.0	30.8	29.4	16.4	20.7	18.8
Montenegro	943	162.9	33.1	39.7	43.1	40.6	35.0	33.5	14.5	5.9	2.5	6.8	15.9
Poland	964	18,001.4	4,857.2	4,682.6	4,239.7	4,539.1	5,042.6	4,268.3	995.4	1,041.8	1,046.3	960.3	1,399.6
Romania	968	3,934.9	1,071.8	995.5	917.4	1,109.8	1,099.3	2,190.9	679.3	491.6	568.7	743.9	892.9
Serbia, Republic of	942	443.4	116.3	119.6	102.6	130.3	136.8	178.7	31.0	52.9	92.3	100.3	106.5
Turkey	186	28,325.0	6,985.6	6,901.1	6,606.2	7,287.7	6,735.1	5,529.6	1,550.0	1,199.4	1,183.8	1,347.5	1,447.1
<b>CIS</b>	<b>901</b>	<b>66,352.2</b>	<b>19,602.4</b>	<b>17,614.4</b>	<b>13,748.1</b>	<b>17,650.8</b>	<b>20,053.0</b>	<b>70,887.0</b>	<b>17,424.9</b>	<b>17,090.0</b>	<b>14,505.3</b>	<b>16,915.1</b>	<b>14,988.8</b>
Armenia	911	159.5	40.5	45.3	35.6	36.4	43.2	234.3	58.8	73.8	84.6	68.2	45.0
Azerbaijan, Rep. of	912	625.8	132.1	134.8	62.3	147.7	129.8	1,971.5	288.5	493.6	145.2	205.6	290.4
Belarus	913	798.4	226.2	184.3	483.2	209.5	269.2	1,802.7	516.7	420.9	309.5	370.7	379.8
Georgia	915	985.9	255.6	254.5	196.6	289.8	251.2	193.7	58.0	65.5	146.8	153.7	141.9
Kazakhstan	916	8,834.9	2,588.6	2,066.7	1,323.2	2,248.1	2,441.0	6,245.6	1,520.5	1,543.7	924.1	1,529.6	1,201.9
Kyrgyz Republic	917	4,347.7	1,293.3	1,234.0	1,120.2	1,364.4	1,679.0	59.9	14.8	8.8	10.9	14.3	14.9
Moldova	921	112.7	29.2	29.8	20.7	21.3	21.6	59.7	16.1	20.1	17.7	17.3	19.7
Russian Federation	922	40,731.9	12,301.9	11,103.0	8,480.7	10,704.4	12,610.1	43,723.1	10,912.9	10,966.9	9,016.6	10,868.0	9,848.8
Tajikistan	923	1,832.6	549.1	582.9	266.7	534.0	422.1	91.0	11.6	22.5	15.3	15.4	26.4
Turkmenistan	925	919.2	276.6	160.4	114.5	135.4	84.5	8,104.4	1,692.6	1,668.9	1,956.5	1,366.7	1,117.3
Ukraine	926	4,508.5	1,269.5	1,211.0	1,119.7	1,315.2	1,457.5	6,538.5	1,883.5	1,435.2	1,393.3	1,758.1	1,413.9
Uzbekistan	927	2,494.9	633.8	607.7	524.5	644.6	643.6	1,862.6	450.9	370.1	484.7	547.7	488.8
Europe n.s.	884	264.3	73.0	65.8	64.5	63.6	62.7	96.5	22.1	20.4	19.1	20.1	24.1
<b>Mid East, N Africa, Pak</b>	<b>440</b>	<b>244,440.4</b>	<b>62,300.7</b>	<b>59,048.4</b>	<b>53,674.8</b>	<b>61,898.3</b>	<b>56,613.6</b>	<b>233,660.7</b>	<b>60,347.7</b>	<b>51,430.0</b>	<b>42,000.8</b>	<b>49,450.8</b>	<b>52,230.5</b>
Afghanistan, I.R. of	512	1,107.9	303.0	282.9	210.8	270.2	295.3	335.5	74.9	136.8	74.2	51.6	68.5
Algeria	612	9,117.4	2,232.0	2,156.5	2,056.6	2,424.3	2,471.5	1,685.0	583.7	391.6	358.0	402.0	208.4
Bahrain, Kingdom of	419	2,027.8	425.4	594.7	387.3	387.9	432.9	850.7	239.1	192.3	152.8	253.4	221.6
Djibouti	611	2,610.4	746.3	738.8	585.4	798.7	784.9	2.7	0.5	0.2	0.5	0.6	1.4
Egypt	469	17,496.5	4,649.0	4,232.7	3,922.8	4,137.6	3,846.2	3,000.4	691.1	524.0	391.3	621.2	697.2
Iran, I.R. of	429	22,173.4	5,589.6	5,021.9	4,148.8	5,146.6	5,020.3	22,523.1	5,676.8	4,492.8	3,920.5	5,948.5	6,450.7
Iraq	433	9,569.0	2,552.1	2,361.5	1,828.3	2,393.8	2,472.2	24,087.5	6,636.1	5,241.6	3,785.1	5,438.4	5,695.0
Jordan	439	4,638.3	1,225.8	1,074.3	982.7	1,148.4	945.6	1,467.5	322.5	425.4	293.8	360.7	300.6
Kuwait	443	6,106.6	1,421.4	1,377.8	1,380.9	1,484.3	1,309.8	17,487.4	4,692.0	3,826.8	3,041.8	3,358.9	3,840.8
Lebanon	446	3,001.7	752.7	826.2	656.6	841.1	676.3	66.9	18.7	12.3	15.4	18.5	22.8

# Emerging and Developing Asia (505)

In Millions of U.S. Dollars

		Exports (FOB)						Imports (CIF)					
		2015	2015Q3	2015Q4	2016Q1	2016Q2	2016Q3	2015	2015Q3	2015Q4	2016Q1	2016Q2	2016Q3
Libya	672	2,240.5	633.1	452.2	442.5	405.1	423.4	977.7	379.8	55.7	88.6	22.5	121.3
Mauritania	682	985.5	251.9	347.7	269.8	330.0	246.8	784.9	218.2	203.7	163.7	172.2	206.9
Morocco	686	3,640.1	870.6	1,009.7	851.2	1,133.8	1,055.6	2,037.0	504.1	528.3	402.4	426.8	394.6
Oman	449	5,227.4	1,342.9	1,245.9	1,472.6	1,409.4	1,473.3	18,106.3	5,171.9	4,153.5	2,869.3	3,379.6	3,800.3
Pakistan	564	23,080.5	5,996.6	6,477.7	5,575.6	6,545.8	5,895.3	4,567.8	1,106.5	1,117.8	945.1	1,007.7	990.5
Qatar	453	3,989.0	1,053.7	828.8	725.3	813.9	731.5	19,487.0	4,827.5	4,406.5	4,035.4	3,156.9	3,703.8
Saudi Arabia	456	35,370.4	8,893.0	8,182.8	7,334.2	8,602.0	7,258.9	65,713.9	16,866.5	14,180.8	11,912.6	14,085.8	14,531.5
Somalia	726	835.3	228.5	208.4	237.9	281.4	256.0	41.9	11.3	10.9	3.4	10.2	7.2
Sudan	732	3,682.4	957.9	754.2	786.8	967.7	786.2	925.2	274.3	180.6	155.0	158.8	179.8
Syrian Arab Republic	463	1,350.0	336.0	349.0	304.6	329.2	304.5	41.6	11.1	14.0	12.9	6.2	12.0
Tunisia	744	1,729.4	406.5	436.8	478.1	533.5	440.7	493.0	116.3	131.2	148.5	159.2	146.1
United Arab Emirates	466	82,036.7	20,832.2	19,522.4	18,383.7	20,628.1	18,811.4	47,828.3	11,917.5	11,142.8	9,218.7	10,396.6	10,542.8
West Bank and Gaza	487	83.3	27.3	22.0	19.1	20.6	17.3	1.1	0.3	0.2	0.5	0.1	0.2
Yemen, Republic of	474	2,340.9	572.9	543.6	633.4	864.8	657.7	1,148.4	7.3	60.2	11.2	14.7	86.7
<b>Sub-Saharan Africa</b>	<b>603</b>	<b>112,836.9</b>	<b>29,503.7</b>	<b>28,144.8</b>	<b>21,051.2</b>	<b>25,018.4</b>	<b>24,687.3</b>	<b>90,571.6</b>	<b>23,960.3</b>	<b>20,191.2</b>	<b>18,646.3</b>	<b>19,834.6</b>	<b>21,495.7</b>
Angola	614	4,853.0	979.4	1,024.2	464.6	497.3	625.3	19,975.5	5,461.0	4,176.4	3,501.0	3,689.2	4,842.3
Benin	638	4,224.1	1,169.4	1,081.8	791.8	1,033.9	929.8	557.8	191.4	96.4	88.3	140.1	168.5
Botswana	616	277.7	73.7	71.8	63.8	66.3	92.1	751.3	117.6	126.1	174.6	242.3	269.4
Burkina Faso	748	263.0	70.5	69.6	76.9	75.1	81.3	557.2	128.5	118.8	77.7	56.0	90.6
Burundi	618	74.5	16.4	16.2	15.7	21.7	23.0	3.9	1.2	0.1	0.3	1.5	0.8
Cabo Verde	624	60.8	21.9	12.3	9.9	16.9	17.0	6.3	1.0	0.6	0.6	0.4	0.5
Cameroon	622	2,338.1	520.9	540.5	455.3	558.4	516.6	1,846.1	420.2	356.3	244.0	331.7	306.5
Central African Rep.	626	38.3	9.5	11.2	11.7	6.9	13.0	36.5	10.2	6.7	6.3	10.8	8.7
Chad	628	182.2	36.3	38.5	28.3	32.2	37.8	499.6	153.4	119.5	16.4	115.7	125.0
Comoros	632	75.9	12.1	25.5	17.1	33.6	16.5	13.0	0.8	9.3	4.4	2.0	2.1
Congo, Dem. Rep. of	636	1,759.1	467.4	425.1	331.8	353.4	326.9	2,822.1	812.9	705.5	594.6	570.7	490.5
Congo, Republic of	634	1,425.7	369.1	340.4	233.3	295.6	284.1	3,267.1	866.2	603.4	494.6	713.0	913.6
Côte d'Ivoire	662	2,533.9	708.5	718.5	611.1	696.6	628.6	1,593.2	520.5	294.3	283.0	401.0	454.3
Equatorial Guinea	642	294.7	57.7	68.8	45.7	49.8	45.3	1,682.6	450.5	322.0	355.5	490.0	483.4
Eritrea	643	150.3	12.5	70.0	13.6	36.6	14.1	356.8	80.4	77.0	75.1	77.9	27.3
Ethiopia	644	4,405.0	1,113.7	1,322.6	1,069.4	1,147.1	1,067.0	470.0	107.4	62.4	138.7	196.6	136.7
Gabon	646	835.5	170.4	396.6	140.2	152.1	157.8	1,440.0	441.9	358.6	354.0	471.8	359.8
Gambia, The	648	478.2	125.4	116.0	115.0	120.0	125.4	103.1	42.6	17.1	16.4	31.0	60.5
Ghana	652	6,728.9	1,930.8	1,770.2	1,346.7	1,799.4	1,612.6	4,893.8	1,349.7	1,108.5	792.0	410.5	609.0
Guinea	656	1,682.0	423.0	375.2	360.3	462.0	436.3	564.4	79.7	104.9	172.3	240.4	240.3
Guinea-Bissau	654	46.5	12.8	16.6	11.6	11.9	11.5	247.7	143.1	74.3	8.0	8.4	151.7
Kenya	664	9,760.1	2,237.0	2,537.0	1,891.8	2,289.6	2,221.6	276.6	71.7	67.9	71.7	69.1	66.7
Lesotho	666	134.1	36.4	23.8	20.5	32.8	26.7	17.6	4.1	2.3	5.8	9.1	6.7
Liberia	668	2,249.9	762.1	365.4	406.8	360.4	590.5	294.5	69.2	31.0	13.9	21.4	21.0
Madagascar	674	1,229.7	312.0	364.2	274.7	364.7	351.3	331.5	76.2	81.3	94.7	86.8	67.2
Malawi	676	451.5	137.6	117.3	97.4	102.0	121.4	121.4	19.1	55.5	28.4	25.1	20.0
Mali	678	403.7	102.8	103.3	130.8	130.2	121.4	473.5	116.3	132.3	142.2	134.1	122.8
Mauritius	684	2,109.8	498.6	494.8	363.5	514.9	391.1	162.0	39.8	42.8	35.4	35.6	39.4
Mozambique	688	3,814.7	1,020.7	906.7	519.1	627.5	744.1	927.1	209.3	246.0	224.0	191.1	189.4
Namibia	728	578.3	171.5	119.1	71.3	98.2	85.9	258.8	73.5	86.7	36.9	65.4	32.8
Niger	692	289.9	87.7	57.5	50.6	66.0	56.4	142.0	16.3	24.6	60.9	29.8	21.2
Nigeria	694	17,767.3	4,712.3	4,656.8	2,934.0	3,747.4	3,384.1	13,145.0	3,596.0	2,953.8	2,194.3	2,199.2	2,104.4
Rwanda	714	259.7	55.3	70.4	44.6	65.0	58.0	98.0	23.1	21.3	18.7	26.5	26.1
São Tomé & Príncipe	716	10.5	3.0	4.1	1.6	2.8	1.7	0.2	0.0	0.1	0.0	0.0	0.0
Senegal	722	3,061.8	851.5	827.6	659.7	961.7	830.3	362.0	125.0	61.3	126.2	152.6	154.3
Seychelles	718	143.7	28.2	62.8	35.0	26.9	34.7	21.1	3.8	5.3	3.9	9.1	8.6
Sierra Leone	724	451.6	88.6	122.3	101.9	111.3	100.4	201.3	14.5	10.0	47.3	70.3	83.6
South Africa	199	24,458.8	6,827.3	5,506.4	4,650.5	5,123.7	5,539.3	23,748.6	6,441.8	5,754.2	6,209.8	6,499.0	7,201.9
South Sudan, Rep. of	733	155.3	23.9	14.3	20.8	13.7	5.7	2,321.9	516.3	455.6	313.7	382.4	351.6
Swaziland	734	106.6	34.0	19.2	21.8	17.2	22.5	77.8	13.3	24.5	13.9	14.2	11.0
Tanzania	738	6,558.0	1,526.0	1,712.9	1,219.6	1,608.6	1,614.5	1,712.4	352.4	464.2	378.7	177.1	259.6
Togo	742	3,126.1	940.3	822.7	713.7	665.9	675.6	535.5	149.1	77.3	51.3	113.2	76.0
Uganda	746	1,179.7	298.1	323.0	267.0	285.7	289.1	174.8	34.9	40.3	32.9	52.3	53.4
Zambia	754	932.0	227.9	187.7	189.2	178.5	222.2	2,573.5	544.3	694.9	802.3	905.5	754.9
Zimbabwe	698	832.8	210.1	204.0	144.0	122.3	129.1	870.8	69.6	85.7	341.4	364.1	81.1

# Emerging and Developing Asia (505)

In Millions of U.S. Dollars

		Exports (FOB)						Imports (CIF)					
		2015	2015Q3	2015Q4	2016Q1	2016Q2	2016Q3	2015	2015Q3	2015Q4	2016Q1	2016Q2	2016Q3
Africa n.s.	799	43.8	9.7	9.9	7.4	34.8	7.5	35.9	0.6	34.3	0.2	0.5	0.3
<b>Western Hemisphere</b>	<b>205</b>	<b>162,586.6</b>	<b>44,326.0</b>	<b>38,256.7</b>	<b>30,982.8</b>	<b>35,216.4</b>	<b>39,864.8</b>	<b>146,411.1</b>	<b>42,551.8</b>	<b>35,935.3</b>	<b>28,315.1</b>	<b>36,258.8</b>	<b>39,234.0</b>
Anguilla	312	0.3	0.1	0.1	0.1	0.0	0.1	1.2	0.3	0.5	0.2	0.2	0.2
Antigua and Barbuda	311	148.0	34.5	34.4	57.4	42.6	26.6	0.6	0.1	0.2	0.3	0.1	0.1
Argentina	213	10,959.9	3,071.4	2,797.4	2,253.0	2,431.3	2,575.0	13,657.5	5,200.5	3,485.3	2,398.2	2,802.2	4,501.5
Aruba	314	60.0	22.2	21.4	7.2	10.1	9.2	0.3	0.1	0.0	0.1	1.2	3.3
Bahamas, The	313	1,657.9	780.2	83.5	37.6	240.7	49.9	118.3	3.9	95.2	3.4	12.0	35.7
Barbados	316	97.6	25.5	18.1	23.8	28.4	28.6	20.6	4.4	7.2	4.7	6.6	3.1
Belize	339	104.3	24.3	34.6	24.7	41.7	31.9	23.6	5.7	2.8	2.0	1.3	1.3
Bermuda	319	374.9	94.1	116.7	98.2	7.0	103.3	1.6	0.2	0.3	0.4	0.4	0.4
Bolivia	218	741.6	204.6	182.1	167.6	178.6	188.9	661.5	223.5	180.7	116.5	80.9	87.7
Brazil	223	35,787.6	9,102.7	7,102.9	5,965.3	6,818.4	8,151.7	58,635.7	18,076.6	14,714.2	10,816.5	17,032.8	17,496.8
Chile	228	15,714.2	4,317.6	3,938.1	3,200.6	3,749.7	4,169.0	22,018.7	5,042.2	5,348.7	5,195.6	5,407.9	4,525.7
Colombia	233	9,396.5	2,555.3	2,255.9	1,791.3	2,155.8	2,243.1	4,556.0	1,083.2	1,036.3	877.2	745.3	733.2
Costa Rica	238	1,743.4	490.5	497.9	414.0	484.1	594.9	983.9	227.0	208.4	159.7	198.9	244.5
Curacao	354	144.2	35.1	33.8	29.5	27.0	29.9	0.0	0.0	0.0	0.0	0.0	0.0
Dominica	321	49.1	15.1	15.4	13.5	12.1	11.4	2.9	0.5	0.4	0.6	0.6	0.3
Dominican Republic	243	1,965.1	546.6	537.2	419.8	518.5	587.7	849.7	274.0	207.2	144.6	223.6	181.7
Ecuador	248	3,461.2	881.2	768.2	562.1	620.9	715.6	2,002.6	593.2	376.3	246.7	410.4	289.9
El Salvador	253	909.5	244.7	249.2	194.6	230.5	258.3	84.1	23.5	9.9	11.6	14.3	14.3
Falkland Islands	323	0.1	0.1	0.0	....	0.0	....	3.3	1.5	0.0	0.8	0.0	0.0
Greenland	326	11.6	5.8	3.2	0.7	0.0	0.3	96.5	27.9	31.9	22.9	20.1	23.3
Grenada	328	28.0	5.4	7.7	3.8	6.9	6.4	3.4	0.2	0.2	0.0	0.0	0.0
Guatemala	258	2,567.9	740.0	641.4	490.9	588.4	633.5	324.4	111.8	36.4	43.3	64.8	36.9
Guyana	336	199.4	58.3	57.6	47.7	65.7	67.8	68.7	19.2	11.0	11.4	10.3	11.0
Haiti	263	662.6	169.0	176.1	134.4	181.2	184.4	20.5	5.4	4.5	4.5	4.7	4.0
Honduras	268	1,171.2	292.5	257.5	237.3	254.9	272.6	62.4	18.1	13.1	16.1	19.3	9.5
Jamaica	343	763.1	211.9	210.7	139.2	188.8	173.4	48.0	17.2	3.8	3.9	2.9	3.5
Mexico	273	43,924.0	12,018.3	11,042.7	9,430.8	10,657.7	12,304.1	14,577.2	3,678.4	3,786.8	2,964.3	3,112.3	3,930.3
Montserrat	351	0.0	....	....	....	....	....	0.1	0.0	0.0	0.0	0.0	0.0
Netherlands Antilles	353	171.4	42.0	49.3	25.9	31.8	39.3	34.5	9.5	16.4	51.1	38.0	33.3
Nicaragua	278	881.9	258.7	255.1	246.3	222.7	228.8	44.0	12.1	7.0	5.8	7.7	6.9
Panama	283	9,617.4	2,862.0	2,342.6	1,585.5	1,770.5	2,110.6	581.8	79.6	247.5	27.6	66.9	43.9
Paraguay	288	1,479.4	415.8	327.4	236.2	333.0	422.2	395.6	114.6	106.6	107.7	88.2	177.6
Peru	293	8,155.1	2,155.8	2,106.2	1,682.4	1,901.7	2,033.4	9,228.1	2,621.8	2,597.7	2,463.8	2,536.2	2,603.3
St. Kitts and Nevis	361	18.0	2.9	4.8	1.5	2.0	3.3	16.1	14.4	0.5	16.1	17.2	16.8
St. Lucia	362	25.1	4.6	10.0	6.3	5.1	4.5	4.6	1.3	1.1	1.2	1.3	1.1
St. Vincent & Grens.	364	41.2	26.6	6.5	2.8	5.3	8.5	1.5	0.9	0.5	0.4	0.1	0.0
Suriname	366	253.4	63.7	74.2	40.5	51.3	43.0	274.4	19.7	14.7	15.5	14.2	15.2
Trinidad and Tobago	369	823.2	260.6	163.9	180.2	146.2	182.0	135.4	30.3	27.3	148.9	65.8	56.5
Uruguay	298	2,287.2	609.7	520.8	395.9	517.9	556.5	2,771.1	1,206.9	550.9	418.2	470.2	842.0
Venezuela, Rep. Bol.	299	5,642.1	1,464.0	1,257.4	782.7	656.2	694.4	14,053.4	3,782.4	2,791.1	2,004.1	2,765.6	3,290.9
Western Hem. n.s.	399	548.4	212.8	54.6	51.6	31.3	120.5	47.3	20.0	12.5	9.2	14.3	8.1
<b>Other Countries n.i.e</b>	<b>910</b>	<b>5,180.5</b>	<b>1,454.9</b>	<b>1,467.1</b>	<b>1,145.4</b>	<b>1,342.0</b>	<b>1,323.9</b>	<b>2,994.3</b>	<b>833.9</b>	<b>684.3</b>	<b>675.0</b>	<b>745.4</b>	<b>885.7</b>
Cuba	928	1,967.8	583.7	570.5	485.2	499.5	468.6	342.0	67.6	69.4	51.6	115.7	74.3
Korea, Dem. People's Rep.	954	3,212.7	871.3	896.6	660.3	842.6	855.3	2,652.4	766.3	614.9	623.5	629.6	811.4
<b>Special Categories</b>	<b>899</b>	<b>5,201.1</b>	<b>1,228.3</b>	<b>1,382.6</b>	<b>1,498.8</b>	<b>1,667.5</b>	<b>2,279.0</b>	<b>148,063.9</b>	<b>38,364.3</b>	<b>43,661.6</b>	<b>27,117.3</b>	<b>32,200.1</b>	<b>34,956.6</b>
<b>Countries &amp; Areas n.s.</b>	<b>898</b>	<b>3,553.1</b>	<b>722.0</b>	<b>926.2</b>	<b>534.5</b>	<b>913.6</b>	<b>603.0</b>	<b>14,569.4</b>	<b>3,837.4</b>	<b>3,747.2</b>	<b>4,091.8</b>	<b>4,002.5</b>	<b>4,584.9</b>
<b>Memorandum Items</b>													
Africa	605	135,282.0	35,173.6	33,782.6	26,296.2	31,474.1	30,723.2	94,219.3	25,152.3	21,182.3	19,564.0	20,781.9	22,288.4
Middle East	405	197,651.5	50,307.2	46,635.8	42,622.6	48,612.9	44,381.4	222,787.8	57,457.9	48,728.8	39,750.0	47,061.8	50,027.2
European Union	998	518,903.9	136,376.2	133,457.8	117,062.8	125,010.6	133,596.4	327,699.7	84,232.2	79,831.9	74,504.3	84,039.7	85,503.2
Export earnings: fuel	080	279,623.9	73,198.2	67,603.1	56,611.5	66,831.7	65,372.6	345,447.8	89,006.5	76,721.6	62,350.2	73,073.4	75,629.7
Export earnings: nonfuel	092	3,134,233.2	808,887.9	821,201.3	679,095.4	745,376.6	781,662.6	2,536,296.1	649,110.4	650,408.7	564,053.1	625,205.9	654,775.9

# Europe (170)

In Millions of U.S. Dollars

		Exports (FOB)						Imports (CIF)					
		2015	2015Q3	2015Q4	2016Q1	2016Q2	2016Q3	2015	2015Q3	2015Q4	2016Q1	2016Q2	2016Q3
IFS World		1,163,755.2	275,677.5	281,935.2	246,809.2	271,717.7	266,093.5	1,108,375.1	277,902.5	281,273.4	248,049.4	279,842.3	279,381.2
World	001	1,058,013.8	256,273.8	259,677.9	228,246.1	251,495.7	246,066.1	997,548.9	251,022.8	253,082.8	222,804.3	253,111.8	251,916.2
Advanced Economies	110	648,326.6	156,820.0	156,996.9	143,884.4	154,179.6	149,376.3	557,150.7	139,331.3	142,703.9	128,833.0	147,534.6	142,354.5
Euro Area	163	453,199.0	110,006.5	109,003.0	101,080.2	109,271.3	103,303.9	391,860.9	98,387.1	101,441.7	92,471.0	103,588.6	100,879.9
Austria	122	15,480.6	4,020.0	3,947.9	3,676.0	3,903.7	3,893.4	21,813.8	5,562.1	5,719.3	4,993.7	5,533.5	5,307.5
Belgium	124	18,351.9	4,331.3	4,375.4	4,354.6	4,606.4	4,334.7	18,352.4	4,627.7	4,540.3	4,532.6	5,061.1	4,976.0
Cyprus	423	1,057.2	229.3	208.0	202.9	203.8	157.8	547.7	126.7	123.2	101.8	88.2	97.6
Estonia	939	3,964.1	818.2	885.2	955.4	1,090.6	910.0	1,308.9	324.4	344.7	312.1	391.4	385.0
Finland	172	9,891.4	2,300.6	2,378.2	2,010.7	2,331.9	2,279.1	6,572.6	1,751.4	1,671.5	1,412.4	1,666.7	1,587.6
France	132	37,735.0	9,175.1	9,583.3	9,021.2	9,465.7	8,855.8	35,449.7	8,434.4	8,773.2	8,960.4	9,437.1	9,807.4
Germany	134	146,009.0	35,864.0	36,390.6	35,558.1	36,974.9	36,949.4	155,653.3	39,769.9	40,134.2	36,822.9	41,474.7	40,412.9
Greece	174	9,809.5	2,303.9	2,524.1	2,264.3	2,486.8	2,435.2	7,219.4	1,619.0	1,809.7	1,492.0	1,664.9	1,713.2
Ireland	178	1,970.5	459.1	580.5	564.6	529.9	417.0	5,099.4	1,421.3	1,320.1	1,279.4	1,318.9	1,531.0
Italy	136	72,324.3	17,304.5	15,938.3	14,006.8	16,197.3	14,416.6	56,571.4	13,837.2	15,082.4	12,930.8	15,226.2	13,852.5
Latvia	941	9,958.3	2,306.3	1,900.7	1,865.7	1,998.1	1,569.6	1,472.9	356.0	380.9	347.3	426.1	458.1
Lithuania	946	7,792.0	1,753.5	2,001.4	1,712.2	1,749.4	1,772.8	3,668.0	915.7	1,011.2	832.9	885.0	975.5
Luxembourg	137	571.3	122.9	196.5	150.4	136.4	132.1	1,163.4	271.5	260.5	254.0	284.1	303.5
Malta	181	4,099.1	1,484.8	717.6	577.5	847.0	799.9	188.9	43.5	59.7	65.9	80.0	44.1
Netherlands	138	66,128.3	15,763.8	15,302.3	12,997.0	14,628.6	13,030.0	29,095.0	7,246.3	7,805.0	7,145.7	7,787.5	7,326.0
Portugal	182	3,698.1	772.8	868.6	786.6	964.9	977.4	2,641.4	637.7	654.2	605.0	640.8	747.0
Slovak Republic	936	16,682.6	4,176.6	4,099.6	3,674.8	3,950.4	3,756.2	16,096.8	4,003.2	4,366.6	3,702.5	4,150.1	4,114.9
Slovenia	961	5,722.5	1,435.4	1,498.4	1,406.4	1,691.3	1,571.6	8,034.1	2,058.3	2,050.2	1,925.9	2,149.6	2,102.7
Spain	184	21,953.5	5,384.5	5,606.5	5,295.1	5,514.0	5,045.3	20,911.8	5,381.2	5,334.9	4,754.0	5,322.5	5,137.4
Australia	193	1,628.5	417.1	409.1	480.5	403.7	420.5	1,900.1	544.7	486.3	326.3	343.6	357.1
Canada	156	3,527.6	801.0	846.3	824.9	1,006.8	908.4	2,873.5	603.6	847.0	655.4	1,879.9	1,081.0
China,P.R.: Hong Kong	532	2,069.8	444.6	530.0	445.3	536.5	558.1	694.5	197.9	186.9	129.5	139.0	194.6
China,P.R.: Macao	546	12.3	3.2	2.4	4.3	2.6	1.3	10.0	3.1	2.2	2.1	3.6	4.8
Czech Republic	935	25,083.5	6,205.1	6,388.8	5,994.6	6,426.4	6,127.0	22,105.9	5,486.3	5,686.4	5,189.3	6,069.3	5,730.9
Denmark	128	7,717.6	1,809.6	1,875.6	1,796.3	1,942.3	1,798.9	6,437.4	1,583.6	1,611.7	1,541.6	1,680.5	1,630.7
Iceland	176	219.5	59.2	57.4	46.8	74.3	52.6	339.7	87.8	96.1	92.0	64.0	60.8
Israel	436	7,286.7	1,603.1	1,784.6	1,581.8	1,935.1	1,821.9	3,642.0	894.9	796.1	758.2	856.8	712.0
Japan	158	17,481.6	3,930.6	4,257.6	3,137.7	2,711.0	2,961.5	15,557.9	3,711.0	3,961.9	3,451.9	4,208.4	4,428.0
Korea, Republic of	542	16,668.9	4,036.6	4,269.5	3,103.9	2,625.2	3,815.7	19,472.4	5,033.8	4,738.7	4,162.0	4,729.8	5,039.6
New Zealand	196	650.4	197.3	109.3	56.1	106.7	112.2	285.7	68.1	78.6	80.5	87.4	78.1
Norway	142	5,014.4	1,292.6	1,308.3	930.0	1,282.6	1,047.4	4,333.3	1,134.4	1,150.7	582.7	649.9	919.7
San Marino	135	52.8	11.5	9.9	19.6	20.0	12.6	23.7	5.5	7.3	6.7	6.7	5.0
Singapore	576	4,564.6	1,303.5	967.2	672.1	810.3	889.9	2,392.0	665.3	623.8	559.6	467.1	418.6
Sweden	144	11,539.0	2,805.0	2,772.3	2,774.8	2,911.7	3,032.3	11,007.5	2,549.5	2,938.6	2,638.7	2,800.0	2,793.4
Switzerland	146	17,342.1	3,805.0	4,185.7	3,702.2	3,395.5	4,125.9	8,490.9	2,414.4	1,992.0	1,768.1	1,941.9	2,078.6
Taiwan Prov.of China	528	3,339.4	769.3	741.5	719.4	767.7	891.3	5,622.5	1,416.6	1,508.1	1,300.8	1,349.5	1,431.2
United Kingdom	112	43,822.4	10,424.3	10,562.6	10,586.7	11,005.9	10,534.6	22,935.4	5,582.3	5,938.6	5,063.2	5,641.0	5,572.7
United States	111	27,106.5	6,894.9	6,915.6	5,927.1	6,944.0	6,960.2	37,165.4	8,961.4	8,611.0	8,053.5	11,027.7	8,937.7
Vatican	187	0.0	0.0	0.0	0.0	0.1	0.0	0.0	0.0	0.0	0.0	0.0	0.0
Emerg. & Dev. Economies	200	405,532.0	98,491.8	101,418.2	83,279.8	96,275.1	95,720.0	427,648.8	108,685.1	107,444.8	91,448.7	103,108.4	107,283.2
Emerg. & Dev. Asia	505	76,728.0	18,106.2	19,190.7	15,668.0	18,106.9	17,811.4	141,465.5	36,529.6	37,329.9	33,403.5	35,090.8	40,834.3
American Samoa	859	1.1	0.8	0.1	0.1	0.4	0.1	1.2	0.3	0.4	0.1	0.0	0.0
Bangladesh	513	2,185.8	665.0	630.3	257.4	377.9	583.1	2,107.4	585.8	439.2	537.2	517.5	599.1
Bhutan	514	0.2	0.2	0.0	0.1	0.1	0.0	1.8	0.3	0.1	0.0	0.2	0.0
Brunei Darussalam	516	6.6	3.0	1.7	3.4	4.9	2.8	0.1	0.0	0.0	0.1	0.0	0.4
Cambodia	522	31.8	6.6	10.1	13.3	7.1	6.2	332.8	82.5	73.4	75.1	127.8	93.9
China,P.R.: Mainland	924	53,910.2	12,540.4	12,932.0	11,261.9	12,520.9	11,374.4	106,116.0	27,630.3	28,170.9	24,623.0	25,927.5	31,303.1
Fiji	819	2.1	0.3	0.6	0.4	0.5	1.1	14.2	0.1	14.1	0.1	0.0	0.0
F.T. French Polynesia	887	5.2	1.5	1.1	1.8	1.6	2.9	28.0	7.5	6.8	5.4	7.5	7.1
F.T. New Caledonia	839	20.1	5.1	4.8	4.9	4.9	4.1	0.0	0.0	0.0	0.0	0.0	0.0
Guam	829	2.2	0.2	1.1	0.3	0.3	0.2	0.0	0.0	0.0	0.0	0.0	0.0
India	534	9,618.0	2,320.8	2,483.6	1,901.4	2,426.0	2,483.0	12,736.2	3,083.5	3,272.4	3,409.9	3,566.3	3,396.3
Indonesia	536	1,758.5	393.3	542.6	456.7	487.4	521.6	4,262.9	1,054.4	1,066.9	1,194.8	987.0	1,083.7
Kiribati	826	0.3	0.1	0.0	0.0	0.0	0.0	0.0	0.0	0.0	0.0	0.0	0.0
Lao People's Dem.Rep	544	21.7	5.2	8.1	5.1	9.4	3.3	17.0	14.0	0.7	0.8	0.8	30.9
Malaysia	548	1,624.9	339.5	310.8	375.4	495.4	452.2	4,393.1	1,047.7	1,281.2	1,026.4	1,082.6	1,209.8

# Europe (170)

In Millions of U.S. Dollars

		Exports (FOB)						Imports (CIF)					
		2015	2015Q3	2015Q4	2016Q1	2016Q2	2016Q3	2015	2015Q3	2015Q4	2016Q1	2016Q2	2016Q3
Maldives	556	24.5	7.3	9.3	8.5	15.9	10.1	0.2	0.1	0.1	0.6	0.1	0.1
Marshall Islands	867	439.1	186.4	46.7	139.3	232.2	439.7	223.0	104.5	48.9	1.4	0.0	0.0
Micronesia	868	0.0	0.0	....	0.0	....	....	0.0	0.0	0.0	0.0	0.0	0.0
Mongolia	948	1,308.8	290.3	356.8	210.6	277.8	278.5	49.2	12.5	10.3	8.5	11.6	14.4
Myanmar	518	238.0	76.4	76.3	104.1	44.8	45.4	44.5	11.4	10.8	11.6	8.2	13.2
Nauru	836	3.0	....	....	....	....	....	0.3	0.1	0.1	0.0	0.1	0.1
Nepal	558	94.2	29.6	13.3	9.0	12.4	7.6	17.4	5.5	4.0	5.1	9.7	9.8
Palau	565	0.1	0.0	0.0	0.0	0.0	0.0	0.0	0.0	0.0	0.0	0.0	0.0
Papua New Guinea	853	6.6	1.1	1.7	9.9	8.3	15.6	5.9	1.5	0.8	0.5	0.9	1.5
Philippines	566	665.3	163.4	109.6	73.7	145.3	173.9	837.4	224.9	253.5	187.6	193.5	222.2
Samoa	862	0.5	0.2	0.1	0.1	0.7	0.2	0.0	0.0	0.0	0.0	0.0	0.0
Solomon Islands	813	0.4	0.0	0.0	0.0	0.0	0.0	0.5	0.0	0.0	0.0	0.1	0.0
Sri Lanka	524	275.7	60.3	84.8	64.5	47.6	67.8	536.6	138.4	131.7	119.4	126.6	144.1
Thailand	578	1,681.3	468.0	445.9	310.9	389.7	693.0	4,285.0	1,032.9	1,196.4	893.8	1,038.0	1,064.9
Timor-Leste	537	0.6	0.1	0.1	0.1	0.0	0.1	0.0	0.0	0.0	....	0.0	....
Tonga	866	0.4	0.1	0.1	0.0	0.0	0.1	0.0	0.0	0.0	0.0	0.0	0.0
Tuvalu	869	0.4	0.1	0.2	0.1	0.0	0.2	0.0	0.0	0.0	0.0	0.0	0.0
Vanuatu	846	4.2	1.6	1.1	0.2	1.6	5.1	19.6	6.4	12.0	0.0	5.7	7.3
Vietnam	582	2,609.6	496.4	1,052.6	414.3	543.7	572.5	5,293.8	1,446.9	1,304.0	1,276.7	1,443.0	1,601.0
Asia n.s.	598	186.7	42.7	65.2	40.5	50.1	66.6	141.1	38.2	31.1	25.4	36.1	31.2
<b>Europe</b>	<b>170</b>	<b>237,142.3</b>	<b>58,679.9</b>	<b>58,641.9</b>	<b>47,515.3</b>	<b>55,840.4</b>	<b>56,037.3</b>	<b>237,882.4</b>	<b>59,680.7</b>	<b>58,373.2</b>	<b>47,423.1</b>	<b>55,559.6</b>	<b>54,494.9</b>
<b>Emerg. &amp; Dev. Europe</b>	<b>903</b>	<b>123,062.3</b>	<b>30,291.6</b>	<b>29,974.2</b>	<b>26,514.8</b>	<b>30,267.1</b>	<b>30,077.3</b>	<b>95,585.9</b>	<b>24,038.1</b>	<b>24,286.9</b>	<b>21,557.4</b>	<b>24,432.0</b>	<b>23,933.9</b>
Albania	914	921.9	257.2	246.6	209.9	241.8	235.0	392.2	89.8	93.5	78.1	109.0	96.3
Bosnia and Herzegovina	963	3,789.2	1,008.2	920.1	809.9	970.2	979.1	1,877.7	491.1	452.9	401.8	494.3	522.5
Bulgaria	918	9,331.8	2,329.6	2,485.1	2,254.0	2,701.8	2,883.1	7,327.2	1,855.4	1,806.2	1,707.6	1,947.7	1,894.4
Croatia	960	5,063.1	1,338.0	1,148.6	1,149.8	1,388.0	1,288.6	3,193.5	856.2	845.7	639.2	808.0	880.1
Faroe Islands	816	149.2	59.0	36.5	32.2	41.6	2.4	315.3	68.9	115.7	98.1	63.4	66.4
Gibraltar	823	790.2	139.3	93.3	95.3	139.1	196.0	24.8	0.7	9.3	17.3	30.0	13.0
Hungary	944	14,663.6	3,584.5	3,768.8	3,376.1	3,931.6	3,821.3	17,817.4	4,343.7	4,504.6	4,043.2	4,364.5	4,364.0
Kosovo	967	1,370.0	348.2	357.9	330.3	379.3	370.1	100.8	23.8	29.9	24.1	29.2	28.4
Macedonia, FYR	962	2,035.6	503.7	559.6	502.0	620.7	566.0	2,107.4	517.3	548.8	502.2	547.3	553.5
Montenegro	943	1,213.3	338.5	284.0	264.5	360.4	351.3	183.4	48.0	51.3	56.5	59.3	51.4
Poland	964	22,341.4	5,529.8	5,442.2	4,914.2	5,695.4	5,854.7	22,589.3	5,696.4	5,932.0	5,255.9	6,217.8	6,074.4
Romania	968	19,063.1	5,080.3	4,671.6	4,354.6	4,927.9	5,058.9	12,612.4	3,131.7	3,020.7	2,925.4	3,136.4	3,186.0
Serbia, Republic of	942	6,601.4	1,541.9	1,778.6	1,530.4	1,691.9	1,649.7	5,714.5	1,578.4	1,440.7	1,325.5	1,589.0	1,633.6
Turkey	186	35,723.4	8,232.1	8,180.0	6,690.7	7,175.9	6,819.8	21,295.5	5,326.8	5,427.7	4,476.3	5,027.1	4,558.0
<b>CIS</b>	<b>901</b>	<b>113,064.7</b>	<b>28,120.4</b>	<b>28,408.0</b>	<b>20,809.2</b>	<b>25,330.5</b>	<b>25,747.6</b>	<b>142,173.6</b>	<b>35,610.6</b>	<b>34,064.3</b>	<b>25,837.6</b>	<b>31,091.9</b>	<b>30,411.3</b>
Armenia	911	1,462.7	379.7	396.2	289.8	260.4	353.1	463.7	110.3	147.1	190.4	154.1	167.0
Azerbaijan, Rep. of	912	5,435.2	1,280.1	1,242.2	552.2	894.3	967.0	1,893.5	502.9	518.4	286.9	533.8	438.1
Belarus	913	18,138.1	4,494.2	4,612.0	3,872.1	4,592.4	4,073.0	13,324.0	3,691.3	3,240.0	2,821.5	3,640.3	3,836.3
Georgia	915	3,473.0	883.5	887.9	672.8	905.9	946.4	1,142.3	264.2	318.8	224.2	265.4	261.6
Kazakhstan	916	14,440.8	3,605.4	3,392.4	2,396.3	3,043.2	3,214.8	10,833.7	2,691.8	2,425.0	1,811.6	2,186.3	2,197.6
Kyrgyz Republic	917	2,372.9	523.1	587.6	436.0	474.4	494.7	498.0	111.0	132.4	116.9	136.1	174.4
Moldova	921	3,075.4	754.6	731.6	688.6	695.6	725.2	1,356.0	319.4	365.9	290.5	348.4	320.2
Russian Federation	922	35,729.8	9,328.3	8,698.5	6,520.9	8,347.4	8,494.3	91,967.8	22,513.9	21,790.9	16,494.8	18,912.2	18,414.0
Tajikistan	923	1,576.8	418.1	399.2	252.0	339.0	350.1	443.4	123.8	109.0	81.4	94.0	78.5
Turkmenistan	925	3,371.1	886.5	839.4	576.7	662.7	464.1	934.8	275.8	194.7	192.1	441.8	166.6
Ukraine	926	19,702.7	4,511.1	5,577.1	3,692.9	4,153.6	4,758.1	16,927.1	4,374.1	4,225.0	2,855.6	3,690.9	3,717.0
Uzbekistan	927	4,286.1	1,055.8	1,043.8	858.9	961.5	906.8	2,389.3	632.2	597.2	471.6	688.7	640.0
Europe n.s.	884	1,015.3	267.9	259.7	191.3	242.9	212.4	123.0	31.9	21.9	28.2	35.6	149.7
<b>Mid East, N Africa, Pak</b>	<b>440</b>	<b>69,641.5</b>	<b>16,017.0</b>	<b>18,307.8</b>	<b>15,676.6</b>	<b>17,198.3</b>	<b>16,709.6</b>	<b>22,858.5</b>	<b>5,531.1</b>	<b>5,426.0</b>	<b>5,114.1</b>	<b>6,000.7</b>	<b>5,849.0</b>
Afghanistan, I.R. of	512	1,906.3	437.6	448.3	289.6	325.6	303.5	74.3	19.8	22.6	12.9	21.6	19.9
Algeria	612	5,056.2	982.0	1,988.8	1,149.1	1,464.2	2,035.8	866.8	229.6	253.7	109.7	111.5	136.1
Bahrain, Kingdom of	419	278.7	72.0	82.5	57.4	64.1	95.1	120.2	29.2	23.1	41.6	32.8	29.0
Djibouti	611	257.0	68.1	98.4	101.0	30.4	40.8	0.2	0.0	0.1	0.0	0.0	0.1
Egypt	469	11,090.1	2,426.6	3,317.3	2,776.6	2,368.3	2,034.3	2,195.1	402.4	504.2	647.8	685.8	609.5
Iran, I.R. of	429	6,569.3	1,478.5	1,652.4	1,541.0	2,611.6	2,304.9	7,059.6	1,491.4	1,555.2	1,392.3	1,326.0	1,433.2
Iraq	433	11,589.4	2,574.1	2,736.9	2,361.1	2,279.6	2,081.7	1,594.0	395.6	439.7	344.6	509.2	554.6
Jordan	439	1,681.4	573.9	442.4	423.2	445.0	347.8	253.0	68.0	52.7	55.3	33.3	67.3
Kuwait	443	1,116.9	357.9	295.8	258.7	291.7	259.8	154.8	48.4	35.0	18.7	43.7	32.0



# Europe (170)

In Millions of U.S. Dollars

		Exports (FOB)						Imports (CIF)					
		2015	2015Q3	2015Q4	2016Q1	2016Q2	2016Q3	2015	2015Q3	2015Q4	2016Q1	2016Q2	2016Q3
Lebanon	446	2,353.1	539.9	584.7	487.0	509.3	565.9	126.6	25.4	32.8	29.7	45.3	30.3
Libya	672	2,152.3	491.8	531.7	315.5	440.5	433.7	344.5	136.9	31.1	57.2	62.8	80.3
Mauritania	682	166.8	43.2	41.2	25.7	27.1	42.7	31.9	11.1	6.8	6.7	6.9	8.5
Morocco	686	3,136.1	731.0	849.9	811.0	906.1	922.3	1,948.0	586.6	512.6	565.4	417.2	423.2
Oman	449	625.4	167.4	146.5	114.2	145.7	158.9	110.1	22.4	13.5	27.9	28.4	64.6
Pakistan	564	739.2	207.1	190.5	206.9	226.3	213.4	968.5	198.1	201.9	272.4	205.6	207.2
Qatar	453	612.7	157.0	160.3	161.0	172.7	145.4	435.4	106.1	115.0	101.5	128.2	215.7
Saudi Arabia	456	6,469.3	1,708.0	1,495.0	1,322.0	1,481.3	1,467.2	2,832.2	738.9	774.5	665.8	655.2	772.1
Somalia	726	80.8	21.5	20.7	36.3	36.7	33.4	1.4	0.2	0.5	0.8	4.3	10.6
Sudan	732	702.7	152.3	181.6	201.9	217.3	174.1	48.9	3.9	5.0	22.6	47.3	10.3
Syrian Arab Republic	463	2,100.3	496.3	538.9	480.4	364.7	401.4	101.2	13.4	19.9	19.0	20.6	15.8
Tunisia	744	2,257.7	486.0	569.5	553.9	575.0	533.8	565.6	147.7	131.2	159.0	179.3	202.4
United Arab Emirates	466	7,945.4	1,736.8	1,688.7	1,753.2	2,024.1	1,897.1	3,006.5	852.7	692.6	560.7	1,431.9	922.6
West Bank and Gaza	487	109.6	20.7	29.6	28.9	38.5	30.9	8.1	1.8	2.1	2.2	3.5	2.3
Yemen, Republic of	474	644.8	87.3	216.3	221.0	152.5	185.6	11.5	1.4	0.0	0.3	0.2	1.4
Middle East n.s.	489	....	....	....	....	....	....	0.1	0.0	0.0	0.0	0.0	0.0
<b>Sub-Saharan Africa</b>	<b>603</b>	<b>8,873.0</b>	<b>2,308.6</b>	<b>2,338.5</b>	<b>2,017.0</b>	<b>2,209.5</b>	<b>2,016.2</b>	<b>5,996.4</b>	<b>1,600.0</b>	<b>1,446.7</b>	<b>1,374.2</b>	<b>1,592.9</b>	<b>1,449.7</b>
Angola	614	527.1	114.8	182.9	326.7	156.1	198.6	48.9	5.9	40.9	0.5	1.1	5.6
Benin	638	139.3	35.5	26.2	28.8	33.3	30.6	3.0	0.4	2.2	1.7	24.7	4.7
Botswana	616	26.6	5.1	4.4	7.6	6.9	7.8	2.8	0.9	0.4	0.2	0.6	0.4
Burkina Faso	748	95.9	32.3	12.2	11.3	17.1	11.0	47.8	23.4	19.0	9.9	37.4	17.7
Burundi	618	6.3	1.4	0.8	3.1	1.3	1.0	4.6	0.8	0.8	1.5	1.2	0.8
Cabo Verde	624	7.4	2.1	2.2	0.9	2.4	2.1	4.3	0.3	2.7	1.4	1.9	0.5
Cameroon	622	176.1	29.7	54.8	32.9	42.6	47.3	52.5	11.9	17.8	25.0	28.8	14.5
Central African Rep.	626	2.7	0.9	0.6	0.5	0.6	1.0	3.6	1.1	0.6	0.9	6.1	15.2
Chad	628	28.1	6.5	6.4	3.9	9.3	5.6	21.7	5.0	3.6	5.9	9.8	4.3
Comoros	632	5.5	1.3	1.5	1.1	2.0	2.5	1.2	0.1	0.9	0.2	0.0	0.5
Congo, Dem. Rep. of	636	93.3	17.1	28.6	27.8	20.4	21.3	145.8	43.5	15.8	19.7	6.5	12.5
Congo, Republic of	634	216.9	58.5	63.5	53.5	47.5	29.0	31.4	2.3	1.7	2.2	1.3	2.1
Côte d'Ivoire	662	261.0	60.2	76.1	60.6	49.2	68.9	737.7	175.1	223.6	198.4	187.2	168.6
Equatorial Guinea	642	65.1	18.6	11.4	6.7	8.6	8.9	0.7	0.2	0.2	0.3	0.8	0.2
Eritrea	643	15.6	4.0	4.5	2.6	5.0	6.6	34.9	6.1	9.7	7.6	9.5	2.4
Ethiopia	644	695.1	159.2	236.1	258.5	170.3	169.8	77.2	17.5	20.8	25.1	13.6	17.7
Gabon	646	90.9	43.7	15.2	8.8	14.4	11.9	25.4	3.3	6.8	19.2	8.8	14.4
Gambia, The	648	30.5	8.1	5.5	6.5	6.8	6.1	0.0	0.0	0.0	0.0	0.0	0.0
Ghana	652	470.7	117.8	134.2	138.6	274.7	108.0	501.8	144.6	119.5	91.0	104.6	114.9
Guinea	656	131.8	34.6	28.5	33.4	32.2	30.2	125.1	27.1	35.1	36.9	40.5	36.4
Guinea-Bissau	654	7.9	1.5	3.0	3.0	0.8	2.9	1.6	0.0	0.1	2.8	18.7	9.8
Kenya	664	483.6	117.8	110.2	86.4	81.9	110.8	277.2	73.4	66.9	65.2	62.9	56.4
Lesotho	666	0.6	0.1	0.3	0.1	0.1	0.1	0.2	0.1	0.1	0.0	0.1	0.0
Liberia	668	359.0	59.5	92.5	39.1	127.8	69.0	295.3	78.5	58.1	64.6	99.1	33.4
Madagascar	674	67.7	18.2	17.9	14.1	19.2	19.5	19.5	5.2	5.8	4.1	4.2	5.6
Malawi	676	27.6	6.7	7.5	3.2	2.6	3.6	126.7	24.5	39.8	41.3	21.9	22.0
Mali	678	65.2	17.1	20.2	21.2	35.1	22.1	2.5	1.2	0.4	0.0	9.8	14.7
Mauritius	684	48.9	10.6	14.4	9.7	11.2	13.9	21.8	5.4	4.8	6.2	6.0	8.0
Mozambique	688	189.3	36.4	35.2	29.8	29.1	33.2	223.8	53.2	59.9	54.4	60.9	74.9
Namibia	728	273.6	71.2	79.5	15.3	41.5	46.4	31.8	7.7	7.0	7.9	6.7	5.0
Niger	692	39.3	8.0	8.6	7.2	8.3	7.3	38.9	28.6	10.2	0.0	0.0	0.0
Nigeria	694	1,056.2	245.9	291.1	167.7	244.9	235.6	279.1	94.1	47.5	87.2	60.2	76.4
Rwanda	714	134.8	93.8	22.2	17.8	9.8	7.9	13.3	4.0	2.9	2.3	2.8	3.3
São Tomé & Príncipe	716	1.1	0.1	0.2	0.1	0.2	0.1	0.0	0.0	0.0	0.0	0.0	0.0
Senegal	722	317.9	70.4	76.9	57.5	99.4	103.7	37.7	10.7	8.5	14.9	13.2	4.9
Seychelles	718	20.7	4.2	6.9	3.8	4.6	6.5	12.9	0.7	2.8	1.0	2.1	2.6
Sierra Leone	724	56.2	11.5	13.5	13.5	12.8	11.5	64.6	13.9	15.9	20.4	31.3	18.0
South Africa	199	1,898.8	577.6	434.4	369.6	443.8	439.4	2,278.2	619.8	494.3	466.0	607.2	583.4
South Sudan, Rep. of	733	22.7	0.8	0.6	0.2	3.3	0.7	0.3	0.3	0.0	....	0.2	0.6
Swaziland	734	1.4	0.7	0.1	0.0	0.1	0.6	34.8	9.9	0.6	0.2	9.6	0.8
Tanzania	738	264.8	59.5	70.3	69.4	74.1	63.3	160.3	36.7	42.7	34.2	30.5	22.7
Togo	742	238.8	97.3	67.6	38.8	16.0	11.7	10.5	4.3	2.7	3.4	6.7	0.9
Uganda	746	136.6	32.3	49.1	19.5	27.0	26.4	61.7	13.9	14.8	12.4	19.1	17.1

# Europe (170)

In Millions of U.S. Dollars

		Exports (FOB)						Imports (CIF)					
		2015	2015Q3	2015Q4	2016Q1	2016Q2	2016Q3	2015	2015Q3	2015Q4	2016Q1	2016Q2	2016Q3
Zambia	754	56.4	11.5	18.1	4.6	7.6	6.0	16.2	2.2	3.9	1.6	5.5	9.8
Zimbabwe	698	17.8	4.7	2.9	11.4	7.3	5.8	117.2	42.2	34.9	36.6	29.6	46.0
Africa n.s.	799	0.1	....	0.0	0.0	0.0	0.1	0.1	0.0	0.0	0.0	0.1	0.0
<b>Western Hemisphere</b>	<b>205</b>	<b>13,147.1</b>	<b>3,380.1</b>	<b>2,939.3</b>	<b>2,402.9</b>	<b>2,920.1</b>	<b>3,145.4</b>	<b>19,446.0</b>	<b>5,343.9</b>	<b>4,869.0</b>	<b>4,133.7</b>	<b>4,864.4</b>	<b>4,655.4</b>
Anguilla	312	0.0	0.0	0.0	0.0	0.0	0.0	0.3	0.1	0.1	0.0	0.1	0.1
Antigua and Barbuda	311	120.4	38.9	32.8	48.5	20.4	47.5	109.6	29.1	35.1	32.8	14.8	51.9
Argentina	213	441.5	101.2	123.2	90.5	135.2	141.9	2,042.5	604.5	485.6	455.4	571.9	515.6
Aruba	314	2.0	0.6	0.5	0.3	0.7	22.0	0.0	0.0	0.0	0.0	0.0	0.0
Bahamas, The	313	909.7	405.5	98.1	71.8	113.2	27.0	766.4	298.5	76.8	65.4	108.5	38.3
Barbados	316	25.2	1.3	2.7	5.1	3.3	1.9	18.1	0.1	0.2	6.8	0.1	0.1
Belize	339	50.7	24.5	10.9	6.2	4.9	3.5	4.3	0.9	1.1	0.9	1.3	0.9
Bermuda	319	1.5	0.4	0.6	0.4	0.4	0.4	4.2	0.1	4.0	0.0	0.1	0.1
Bolivia	218	41.5	11.0	12.1	8.4	8.2	8.5	25.9	3.7	15.3	4.8	10.5	4.2
Brazil	223	3,893.3	907.7	679.2	622.4	939.8	861.2	7,015.7	1,971.7	1,760.9	1,469.5	1,758.7	1,623.7
Chile	228	465.4	120.2	123.9	129.5	119.2	129.8	1,217.4	350.5	311.4	265.2	293.8	266.1
Colombia	233	702.0	185.7	159.0	172.7	158.4	165.5	1,063.5	233.0	303.9	273.5	259.7	324.1
Costa Rica	238	118.1	36.0	18.1	39.1	40.7	31.9	191.3	31.3	58.6	38.4	49.8	35.9
Curacao	354	7.5	4.4	1.3	1.0	1.3	5.1	4.0	0.0	0.0	0.0	0.2	0.0
Dominica	321	1.2	0.2	0.1	0.6	0.4	0.3	0.2	0.0	0.1	19.0	0.0	0.0
Dominican Republic	243	151.9	28.9	29.9	30.6	24.4	29.3	45.6	11.2	11.4	7.6	9.2	11.9
Ecuador	248	334.8	116.8	79.2	48.6	74.8	80.2	1,715.2	359.8	433.8	487.7	469.6	351.5
El Salvador	253	20.9	4.0	3.4	5.6	5.6	4.7	3.6	0.6	1.6	1.1	2.1	0.8
Falkland Islands	323	5.1	0.6	....	....	0.0	0.0	6.9	1.7	1.0	0.7	2.4	1.9
Greenland	326	5.6	1.4	1.3	12.1	2.1	12.7	64.8	19.5	22.3	22.1	12.4	25.5
Grenada	328	0.9	0.1	0.3	0.3	0.3	0.2	0.1	0.0	0.0	0.1	0.0	0.0
Guatemala	258	102.6	25.7	26.7	23.3	34.8	25.0	261.6	64.5	74.2	56.8	61.6	63.2
Guyana	336	14.2	2.4	3.7	13.0	3.0	4.6	59.7	12.0	16.5	14.3	11.9	14.6
Haiti	263	37.1	10.6	12.4	7.3	7.4	12.4	0.6	0.1	0.2	0.2	0.2	0.1
Honduras	268	37.3	8.2	7.5	11.9	10.3	5.9	32.2	5.8	3.9	7.2	10.8	8.9
Jamaica	343	28.2	7.0	7.2	6.5	7.8	8.0	151.4	32.8	41.4	25.0	33.8	24.4
Mexico	273	2,902.9	748.4	682.4	619.6	713.2	878.8	2,394.8	618.9	562.4	579.5	627.5	636.8
Montserrat	351	0.0	....	....	0.0	....	0.0	0.0	0.0	0.0	0.0	0.0	0.0
Netherlands Antilles	353	4.8	0.7	2.0	8.6	0.6	16.3	4.7	4.6	0.0	1.0	0.0	0.0
Nicaragua	278	42.6	5.5	12.8	10.9	6.6	16.6	15.0	3.6	3.4	2.0	5.7	6.9
Panama	283	422.8	81.9	182.1	62.4	46.3	71.1	147.4	9.8	75.7	7.5	5.5	27.7
Paraguay	288	59.0	7.3	19.1	8.9	19.1	7.4	1,169.1	417.7	254.8	100.3	329.6	433.6
Peru	293	942.8	118.7	398.4	93.8	111.5	104.2	250.5	55.4	59.3	60.5	54.5	56.5
Sint Maarten	352	2.5	0.1	0.5	1.2	0.2	0.1	1.1	0.1	0.2	0.0	0.0	0.1
St. Kitts and Nevis	361	6.8	1.4	1.4	0.8	4.5	2.6	20.8	0.4	20.2	0.8	15.8	0.2
St. Lucia	362	1.6	0.3	0.9	0.6	0.5	0.7	0.0	0.0	0.0	0.1	0.0	0.0
St. Vincent & Grens.	364	49.0	6.2	2.8	2.9	2.5	1.1	6.0	4.4	0.0	1.7	1.4	5.1
Suriname	366	26.9	8.1	3.9	3.7	4.4	4.9	1.3	0.5	0.2	0.1	0.8	0.3
Trinidad and Tobago	369	303.3	115.4	71.2	96.2	215.7	260.4	25.3	6.1	8.7	1.6	6.6	3.2
Uruguay	298	108.4	32.7	31.0	28.1	34.3	24.2	338.6	88.7	140.3	97.8	88.9	105.9
Venezuela, Rep. Bol.	299	531.1	133.9	36.8	92.7	26.6	104.8	160.0	56.8	32.3	25.7	44.3	15.0
Western Hem. n.s.	399	224.2	76.3	59.8	17.1	17.4	23.0	106.0	45.2	52.0	0.4	0.4	0.4
<b>Other Countries n.i.e</b>	<b>910</b>	<b>351.0</b>	<b>80.6</b>	<b>85.2</b>	<b>98.4</b>	<b>70.9</b>	<b>76.5</b>	<b>226.1</b>	<b>89.6</b>	<b>49.8</b>	<b>56.0</b>	<b>65.7</b>	<b>41.5</b>
Cuba	928	229.7	58.2	61.8	84.2	53.2	60.3	190.9	84.9	29.9	48.3	62.2	34.7
Korea, Dem. People's Rep.	954	121.3	22.4	23.3	14.2	17.7	16.2	35.2	4.6	19.9	7.7	3.5	6.8
<b>Special Categories</b>	<b>899</b>	<b>2,073.4</b>	<b>476.3</b>	<b>515.5</b>	<b>470.6</b>	<b>579.1</b>	<b>487.9</b>	<b>1,231.9</b>	<b>308.6</b>	<b>301.0</b>	<b>442.7</b>	<b>402.8</b>	<b>296.4</b>
<b>Countries &amp; Areas n.s.</b>	<b>898</b>	<b>1,730.7</b>	<b>405.1</b>	<b>662.2</b>	<b>512.8</b>	<b>390.9</b>	<b>405.4</b>	<b>11,291.5</b>	<b>2,608.2</b>	<b>2,583.3</b>	<b>2,023.9</b>	<b>2,000.2</b>	<b>1,940.6</b>
<b>Memorandum Items</b>													
Africa	605	20,507.7	4,791.8	6,087.9	4,895.7	5,463.0	5,798.6	9,458.8	2,578.8	2,356.6	2,238.4	2,359.3	2,240.2
Middle East	405	55,338.7	12,888.4	13,919.0	12,301.2	13,389.5	12,409.6	18,352.9	4,334.1	4,291.6	3,964.6	5,006.9	4,830.8
European Union	998	611,824.5	149,112.6	148,118.6	138,281.4	150,202.3	143,703.3	517,887.0	129,472.3	133,726.2	121,475.1	136,254.0	133,006.6
Export earnings: fuel	080	105,964.4	25,967.9	26,098.5	20,289.7	25,048.6	25,317.9	125,562.8	30,807.6	29,757.2	23,014.3	27,277.1	26,259.9
Export earnings: nonfuel	092	952,049.4	230,305.9	233,579.5	207,956.4	226,447.1	220,748.2	871,986.1	220,215.2	223,325.5	199,789.9	225,834.8	225,656.3

# Sub-Saharan Africa (603)

In Millions of U.S. Dollars

		Exports (FOB)						Imports (CIF)					
		2015	2015Q3	2015Q4	2016Q1	2016Q2	2016Q3	2015	2015Q3	2015Q4	2016Q1	2016Q2	2016Q3
IFS World		303,384.3	74,893.6	70,337.9	....	....	....	286,486.0	71,061.0	68,904.0	....	....	....
World	001	293,389.6	73,485.8	68,756.0	58,297.7	64,172.0	64,309.6	343,280.9	85,797.0	83,371.5	67,918.3	76,623.9	78,388.4
Advanced Economies	110	121,994.5	30,115.4	28,492.7	24,395.9	27,749.6	27,714.7	130,897.5	32,317.8	30,654.4	26,064.2	28,751.8	29,698.4
Euro Area	163	58,031.1	14,000.2	13,264.5	11,006.3	12,106.9	12,603.8	62,114.3	15,677.6	15,184.9	12,831.7	14,386.3	14,154.1
Austria	122	113.7	21.4	44.7	31.8	28.2	38.2	873.6	228.3	257.0	164.2	212.0	209.6
Belgium	124	5,846.7	1,358.2	1,323.8	1,503.8	1,631.2	1,597.7	7,832.7	2,077.1	1,984.8	1,615.4	2,054.8	1,935.2
Cyprus	423	28.6	5.6	3.9	5.2	3.9	9.5	34.7	8.8	7.6	6.8	9.1	7.8
Estonia	939	231.5	54.2	55.9	53.6	57.8	53.2	87.6	18.6	20.0	15.3	22.5	33.7
Finland	172	338.5	74.9	87.8	79.0	139.0	137.0	820.1	226.7	194.0	197.8	197.7	214.9
France	132	9,609.5	2,183.3	2,507.2	1,882.9	1,721.0	1,949.5	12,142.0	2,826.7	3,082.6	2,567.9	3,033.7	2,747.9
Germany	134	8,766.0	2,317.0	1,886.4	2,077.6	2,219.3	2,174.3	15,554.4	4,143.4	3,505.1	3,252.3	3,625.7	3,751.0
Greece	174	205.5	40.7	42.8	36.4	45.6	46.7	443.5	90.3	123.0	69.6	84.1	97.8
Ireland	178	678.1	151.0	156.5	148.2	160.0	150.0	1,184.2	321.0	243.7	217.9	260.0	234.5
Italy	136	6,664.3	1,305.4	1,745.4	1,299.3	1,545.9	1,415.3	6,114.0	1,515.9	1,525.7	1,291.2	1,364.4	1,332.8
Latvia	941	7.2	1.8	1.1	2.0	2.6	5.4	237.5	54.2	77.9	86.6	72.0	55.8
Lithuania	946	112.3	20.6	25.9	19.3	25.6	8.4	119.0	19.5	56.7	54.0	63.9	57.8
Luxembourg	137	68.3	21.5	15.6	15.2	13.2	20.7	119.7	28.6	35.8	37.2	33.0	30.2
Malta	181	47.0	14.3	12.9	3.6	5.2	5.1	57.8	10.0	14.4	14.5	11.1	10.1
Netherlands	138	13,190.4	2,998.7	2,946.6	2,020.3	2,680.0	2,813.4	7,206.9	1,810.6	1,869.1	1,474.2	1,512.5	1,504.9
Portugal	182	2,384.9	686.3	513.4	351.9	242.3	525.6	4,018.0	1,008.9	971.1	688.6	697.6	794.4
Slovak Republic	936	5.1	0.8	2.8	0.2	0.3	0.7	217.5	57.6	61.3	48.8	55.6	59.0
Slovenia	961	87.8	15.4	24.2	11.5	24.3	18.1	106.2	24.7	31.7	18.8	19.3	22.5
Spain	184	9,451.1	2,729.1	1,867.6	1,464.5	1,561.5	1,635.0	4,823.2	1,206.8	1,123.3	1,010.5	1,057.4	1,054.2
Australia	193	1,961.8	414.1	721.8	451.6	375.1	393.9	1,875.2	449.3	382.1	322.6	348.9	570.5
Canada	156	4,019.4	902.5	1,013.1	654.2	1,080.9	775.1	2,127.7	549.1	406.2	381.8	419.5	403.3
China,P.R.: Hong Kong	532	2,202.0	647.6	512.9	458.1	585.2	671.8	1,913.4	559.0	486.1	332.4	357.6	379.9
China,P.R.: Macao	546	0.8	0.1	0.6	0.4	0.3	0.7	6.1	0.4	0.3	0.3	0.4	0.4
Czech Republic	935	169.5	38.6	51.1	47.1	45.9	50.2	757.6	179.3	191.4	186.9	192.8	207.9
Denmark	128	443.2	116.0	93.7	88.0	47.5	79.1	1,187.5	387.4	301.2	229.4	222.3	249.6
Iceland	176	15.6	4.2	5.1	3.5	5.6	5.4	62.4	21.3	10.8	9.2	6.2	6.8
Israel	436	1,118.8	252.4	276.9	244.2	232.7	232.7	799.1	215.4	164.7	181.7	185.1	187.5
Japan	158	7,910.7	1,928.2	1,584.4	1,334.6	1,220.5	1,221.8	9,432.6	2,222.8	2,012.3	1,974.0	1,910.9	2,139.3
Korea, Republic of	542	4,543.2	1,194.2	1,016.8	1,053.1	1,044.5	945.2	8,647.6	1,830.0	1,866.0	1,875.1	2,507.9	2,857.5
New Zealand	196	108.5	27.2	30.1	23.0	24.7	27.7	509.1	103.3	110.7	101.6	101.5	90.4
Norway	142	824.2	165.6	83.8	136.6	134.0	103.3	1,128.8	187.3	289.1	371.9	318.1	405.4
San Marino	135	0.1	0.0	0.0	0.0	0.0	0.0	0.0	0.0	0.0	0.0	0.0	0.0
Singapore	576	2,574.6	432.3	481.1	673.8	538.8	370.7	5,649.8	1,377.6	922.0	664.6	810.4	839.4
Sweden	144	293.2	68.0	74.0	54.1	82.8	78.9	2,529.6	535.7	516.1	411.4	485.1	402.1
Switzerland	146	10,045.6	2,718.4	2,646.5	2,391.7	2,924.3	3,017.2	2,458.6	654.5	611.9	673.4	648.5	677.8
Taiwan Prov.of China	528	2,307.9	579.2	436.1	511.1	585.9	590.5	1,883.0	486.4	418.9	360.5	387.1	383.0
United Kingdom	112	8,256.0	2,100.6	1,955.9	1,290.0	1,921.2	1,840.5	8,372.1	2,058.5	2,105.7	1,768.0	1,758.4	1,883.0
United States	111	17,168.2	4,525.9	4,244.2	3,974.3	4,792.8	4,706.3	19,442.7	4,822.9	4,673.8	3,387.8	3,704.7	3,860.4
Vatican	187	....	....	....	....	....	....	0.4	0.1	0.1	0.1	0.1	0.1
Emerg. & Dev. Economies	200	163,645.7	41,606.6	38,336.6	32,659.3	34,998.8	35,246.4	198,020.2	49,947.4	49,165.3	39,319.5	44,807.0	45,715.9
Emerg. & Dev. Asia	505	79,907.3	21,145.2	17,831.8	14,772.8	15,742.1	16,349.5	92,420.4	23,614.3	23,146.3	18,077.6	20,277.7	20,570.8
American Samoa	859	2.9	0.7	0.6	0.6	0.7	0.6	1.8	0.4	0.4	0.3	0.5	0.4
Bangladesh	513	358.8	95.1	96.8	81.2	88.6	103.7	149.6	41.0	40.8	31.8	31.7	30.1
Bhutan	514	0.0	0.0	0.0	0.0	0.0	0.0	0.2	0.1	0.1	0.1	0.0	0.1
Brunei Darussalam	516	6.9	1.8	1.7	1.5	1.7	2.4	31.1	7.6	7.1	4.5	5.7	5.2
Cambodia	522	10.1	2.2	2.3	2.7	2.6	2.2	26.2	8.3	7.7	7.2	6.9	7.8
China,P.R.: Mainland	924	36,216.6	9,651.9	7,468.6	7,116.3	8,333.7	8,355.7	59,026.2	14,989.9	15,532.1	11,135.9	13,073.7	13,205.5
Fiji	819	2.8	1.2	0.4	0.4	1.1	1.0	0.3	0.1	0.1	0.1	0.2	0.1
F.T. French Polynesia	887	0.6	0.1	0.2	0.1	0.2	0.8	0.2	0.0	0.1	0.0	0.0	0.0
F.T. New Caledonia	839	2.9	0.6	0.6	0.4	0.9	1.0	38.2	9.4	9.1	8.9	8.3	10.4
Guam	829	0.1	0.0	0.0	0.0	0.0	0.0	0.7	0.2	0.2	0.1	0.1	0.1
India	534	36,144.9	9,644.1	8,488.6	6,097.7	5,818.1	6,405.7	17,686.5	4,463.0	4,093.7	3,654.0	3,577.0	3,859.8
Indonesia	536	3,260.7	831.3	785.0	509.3	465.1	436.0	3,554.4	784.2	800.7	708.2	807.3	817.2
Kiribati	826	0.8	0.2	0.2	0.2	1.7	0.5	2.1	0.5	0.5	0.3	0.4	0.3
Lao People's Dem.Rep	544	0.4	0.0	0.2	0.1	0.4	0.0	1.4	0.3	0.3	0.2	0.2	0.3
Malaysia	548	1,593.4	358.4	370.2	407.2	451.4	419.2	2,513.5	697.2	652.4	517.3	612.3	568.3

# Sub-Saharan Africa (603)

In Millions of U.S. Dollars

		Exports (FOB)						Imports (CIF)					
		2015	2015Q3	2015Q4	2016Q1	2016Q2	2016Q3	2015	2015Q3	2015Q4	2016Q1	2016Q2	2016Q3
Maldives	556	7.9	2.5	2.0	2.4	5.4	3.6	2.4	0.6	0.6	0.3	0.4	0.4
Marshall Islands	867	12.2	3.0	2.6	2.1	2.4	2.9	0.8	0.2	0.2	0.1	0.2	0.2
Micronesia	868	0.0	0.0	0.0	0.0	0.0	0.0	....	....	....	....	....	....
Mongolia	948	0.3	0.2	0.0	0.0	0.1	0.2	1.1	0.3	0.3	0.3	0.3	0.3
Myanmar	518	7.7	2.6	4.2	3.3	2.5	4.2	36.6	8.3	8.3	9.0	9.6	9.2
Nauru	836	0.5	0.1	0.1	0.1	0.1	0.1	17.1	4.2	3.9	2.4	3.1	2.7
Nepal	558	2.2	0.9	0.6	0.4	1.0	1.3	2.2	0.5	0.5	0.4	0.6	0.5
Palau	565	0.2	0.0	0.1	0.0	0.0	0.0	0.0	0.0	0.0	0.0	0.0	0.0
Papua New Guinea	853	13.6	3.4	3.1	3.1	2.7	3.0	5.2	1.3	1.2	0.8	1.0	1.0
Philippines	566	104.6	21.9	38.7	20.2	25.5	27.1	824.6	403.5	63.6	66.9	54.1	55.6
Samoa	862	0.3	0.0	0.0	0.0	0.0	0.0	3.1	0.8	0.7	0.7	0.6	0.8
Solomon Islands	813	0.9	0.2	0.2	0.2	0.2	0.2	0.8	0.2	0.1	0.1	0.1	0.1
Sri Lanka	524	105.6	27.1	58.1	48.6	19.3	38.9	97.5	26.7	27.4	27.1	28.4	29.6
Thailand	578	745.1	159.0	183.3	154.2	167.6	203.9	4,765.8	1,239.4	1,070.8	1,105.8	1,184.4	1,145.4
Timor-Leste	537	0.1	0.1	0.0	0.0	0.0	0.0	2.6	1.0	0.8	0.3	0.3	0.2
Tonga	866	0.9	0.1	0.5	0.2	0.2	0.1	0.1	0.0	0.0	0.0	0.0	0.0
Tuvalu	869	2.2	0.7	0.5	0.7	0.4	0.5	0.2	0.0	0.0	0.0	0.0	0.0
Vanuatu	846	19.5	3.7	3.4	3.2	3.4	3.2	108.1	27.4	25.6	19.9	21.3	20.9
Vietnam	582	1,238.2	322.3	306.4	307.1	334.4	320.8	2,596.3	662.6	559.6	590.5	629.3	563.6
Asia n.s.	598	43.3	9.3	13.0	9.1	10.8	10.5	923.5	235.2	237.5	184.1	219.3	234.6
<b>Europe</b>	170	<b>3,582.9</b>	<b>905.3</b>	<b>833.0</b>	<b>858.5</b>	<b>910.7</b>	<b>817.9</b>	<b>9,841.5</b>	<b>2,576.7</b>	<b>2,610.6</b>	<b>2,129.0</b>	<b>2,536.3</b>	<b>2,267.8</b>
<b>Emerg. &amp; Dev. Europe</b>	903	<b>2,311.0</b>	<b>582.2</b>	<b>535.3</b>	<b>545.2</b>	<b>533.2</b>	<b>443.8</b>	<b>6,315.7</b>	<b>1,515.3</b>	<b>1,647.7</b>	<b>1,460.7</b>	<b>1,612.5</b>	<b>1,427.7</b>
Albania	914	9.0	1.7	1.5	1.9	2.0	3.3	13.3	2.7	4.7	5.0	2.4	2.5
Bosnia and Herzegovina	963	9.8	2.6	1.7	4.2	2.9	3.8	7.6	1.9	1.7	2.4	3.1	2.3
Bulgaria	918	85.9	19.3	22.1	21.1	19.3	13.0	314.1	44.1	75.2	69.2	91.6	73.7
Croatia	960	45.6	38.3	2.7	2.7	2.7	2.3	60.3	19.2	7.2	16.7	12.6	44.2
Faroe Islands	816	0.9	0.3	0.2	0.2	0.2	0.2	92.5	22.5	20.9	13.3	17.1	14.8
Gibraltar	823	47.2	11.3	10.4	8.7	10.7	9.6	65.0	16.8	15.5	13.1	14.1	13.7
Hungary	944	82.5	20.7	21.8	13.6	28.2	23.7	475.2	128.0	120.9	99.9	150.8	127.3
Macedonia, FYR	962	2.0	0.5	0.6	0.6	1.3	0.6	3.2	1.3	0.5	1.4	0.7	0.5
Montenegro	943	1.4	0.5	0.2	0.1	0.5	0.8	1.1	0.3	0.6	0.4	0.2	0.4
Poland	964	674.8	153.9	155.1	153.4	194.5	125.8	1,544.7	306.4	399.3	302.9	405.4	340.1
Romania	968	181.1	47.0	68.5	21.4	30.2	42.6	454.0	97.2	141.2	127.2	101.0	116.0
Serbia, Republic of	942	14.7	5.3	4.5	29.5	7.4	5.4	29.7	7.9	12.3	8.2	4.9	11.6
Turkey	186	1,155.8	280.9	246.0	287.8	233.4	212.6	3,253.9	866.9	847.6	801.2	808.6	680.7
<b>CIS</b>	901	<b>919.1</b>	<b>239.3</b>	<b>225.1</b>	<b>236.5</b>	<b>295.4</b>	<b>294.2</b>	<b>3,339.9</b>	<b>1,016.1</b>	<b>914.5</b>	<b>629.4</b>	<b>873.4</b>	<b>792.1</b>
Armenia	911	6.9	0.8	5.0	2.9	0.1	2.0	0.7	0.1	0.1	0.1	0.3	0.1
Azerbaijan, Rep. of	912	19.2	6.7	6.6	1.6	1.0	1.0	5.1	0.4	0.4	0.5	0.5	0.5
Belarus	913	7.0	1.4	4.2	37.7	81.1	40.3	69.5	13.7	12.5	11.4	10.4	10.1
Georgia	915	32.1	7.5	8.5	5.3	6.8	11.6	12.7	3.4	2.7	1.9	1.9	1.9
Kazakhstan	916	55.7	13.4	16.0	18.6	17.3	14.8	25.9	7.7	3.9	2.5	10.9	3.5
Kyrgyz Republic	917	2.1	0.7	0.2	0.2	0.4	0.2	0.6	0.1	0.1	0.1	0.1	0.1
Moldova	921	2.1	0.5	0.5	0.6	0.7	0.6	2.9	0.5	1.3	1.1	1.4	1.5
Russian Federation	922	524.4	147.8	107.4	110.5	131.9	150.4	2,406.3	819.4	678.9	483.5	671.7	604.8
Tajikistan	923	0.1	0.0	0.1	0.0	0.0	0.0	0.0	0.0	0.0	0.0	0.0	0.0
Turkmenistan	925	0.1	....	0.0	0.1	0.0	0.1	1.0	0.2	0.2	0.0	0.0	0.0
Ukraine	926	268.8	59.9	76.5	58.8	56.0	73.0	813.1	169.9	213.7	127.8	175.4	168.5
Uzbekistan	927	0.6	0.5	0.0	0.0	0.0	0.0	2.1	0.5	0.5	0.5	0.7	1.0
Europe n.s.	884	352.7	83.8	72.6	76.7	82.1	80.0	185.9	45.4	48.5	38.9	50.4	48.1
<b>Mid East, N Africa, Pak</b>	440	<b>12,352.1</b>	<b>3,164.3</b>	<b>2,861.5</b>	<b>2,901.8</b>	<b>3,236.9</b>	<b>3,155.3</b>	<b>31,137.2</b>	<b>7,483.9</b>	<b>7,699.1</b>	<b>5,916.5</b>	<b>7,595.5</b>	<b>7,534.2</b>
Afghanistan, I.R. of	512	117.8	32.8	31.6	32.1	33.4	31.2	2.9	0.9	0.7	0.5	0.5	0.5
Algeria	612	230.6	35.2	35.1	35.8	33.7	30.2	80.9	26.8	17.4	14.6	17.1	16.0
Bahrain, Kingdom of	419	84.8	23.0	19.5	17.6	21.1	20.8	1,335.8	319.7	330.6	232.4	363.2	343.2
Djibouti	611	290.5	92.7	54.2	68.8	82.6	69.3	18.7	3.3	5.9	2.3	4.2	2.5
Egypt	469	515.4	146.9	116.8	119.7	116.3	135.6	1,249.5	310.7	329.0	312.2	367.7	358.8
Iran, I.R. of	429	53.8	14.7	13.2	14.8	16.1	18.1	122.5	25.9	29.6	24.6	28.9	33.7
Iraq	433	42.9	4.5	1.5	2.0	1.7	10.3	122.1	1.9	46.7	1.4	1.7	1.7
Jordan	439	263.8	91.3	128.3	91.8	50.0	87.7	84.2	32.3	19.9	11.4	12.6	20.6
Kuwait	443	761.8	219.3	141.5	174.9	200.1	192.9	2,038.3	423.3	517.2	476.4	580.1	576.2
Lebanon	446	87.1	23.0	22.9	21.5	26.4	21.3	464.0	113.0	104.6	82.1	89.2	78.8

# Sub-Saharan Africa (603)

In Millions of U.S. Dollars

		Exports (FOB)						Imports (CIF)					
		2015	2015Q3	2015Q4	2016Q1	2016Q2	2016Q3	2015	2015Q3	2015Q4	2016Q1	2016Q2	2016Q3
Libya	672	18.8	4.8	4.1	5.2	4.7	4.6	25.2	6.8	6.4	5.5	6.3	5.8
Mauritania	682	78.9	16.8	25.4	19.8	22.3	18.0	477.5	118.3	113.9	85.2	105.8	92.1
Morocco	686	350.6	92.3	61.4	65.3	66.3	58.5	1,209.7	265.1	228.8	179.5	233.5	204.8
Oman	449	356.4	80.5	83.7	74.7	81.6	75.4	752.8	179.4	264.2	123.0	121.0	175.8
Pakistan	564	704.2	201.5	158.1	170.3	194.9	168.9	1,128.3	264.1	268.6	250.7	277.7	267.7
Qatar	453	71.3	24.9	14.1	22.7	28.9	25.9	782.6	194.4	301.9	164.7	194.5	172.6
Saudi Arabia	456	1,491.2	394.2	376.3	340.9	370.1	303.3	10,849.4	2,661.4	2,658.3	2,001.9	2,681.6	2,636.9
Somalia	726	836.1	230.1	177.4	212.6	234.1	218.6	31.4	7.8	7.5	5.0	6.3	5.4
Sudan	732	312.2	76.9	88.7	85.2	94.1	88.1	117.1	10.7	11.2	7.6	8.5	8.7
Syrian Arab Republic	463	25.2	7.3	7.1	5.0	8.9	2.8	12.7	3.0	3.6	2.2	2.5	2.4
Tunisia	744	42.5	11.2	12.5	7.2	10.1	10.6	200.1	49.2	55.2	49.3	50.8	48.4
United Arab Emirates	466	5,471.6	1,308.2	1,245.3	1,280.7	1,504.1	1,535.1	7,658.5	1,904.4	1,753.6	1,392.7	1,867.2	1,913.1
West Bank and Gaza	487	4.2	1.1	1.1	1.2	1.5	1.4	0.0	0.0	0.0	0.0	0.0	0.0
Yemen, Republic of	474	138.7	30.6	41.2	31.6	33.7	26.1	30.6	6.7	8.5	5.0	6.6	5.5
Middle East n.s.	489	1.7	0.4	0.4	0.4	0.4	0.4	2,342.5	554.6	615.6	486.3	567.7	563.0
<b>Sub-Saharan Africa</b>	<b>603</b>	<b>58,892.5</b>	<b>14,385.1</b>	<b>14,410.0</b>	<b>12,741.2</b>	<b>13,688.8</b>	<b>14,026.6</b>	<b>56,525.5</b>	<b>14,008.3</b>	<b>13,709.6</b>	<b>11,362.8</b>	<b>12,443.4</b>	<b>13,186.4</b>
Angola	614	1,299.2	337.5	284.6	247.0	254.2	283.9	1,607.4	339.5	401.7	264.5	446.7	428.0
Benin	638	453.4	111.2	85.6	101.3	108.4	85.8	747.9	187.8	192.3	160.7	174.3	159.8
Botswana	616	4,994.2	1,215.2	1,096.3	1,107.4	1,085.1	1,074.1	940.8	248.0	195.4	209.7	211.7	235.9
Burkina Faso	748	1,180.4	286.2	250.6	274.3	293.9	238.0	84.8	22.0	21.4	19.2	21.4	19.5
Burundi	618	198.3	53.4	49.6	45.3	48.4	50.0	44.6	12.1	12.4	10.2	8.2	12.7
Cabo Verde	624	4.3	1.3	0.9	0.6	0.7	0.6	3.9	0.9	0.9	0.9	1.0	0.9
Cameroon	622	625.7	140.5	133.4	108.5	129.6	117.0	415.6	119.6	104.8	86.9	92.1	101.7
Central African Rep.	626	75.3	19.1	15.2	11.5	12.1	11.9	12.9	3.7	2.7	3.0	4.3	3.2
Chad	628	182.5	57.9	42.3	36.5	40.5	37.4	3.4	0.9	0.8	0.7	0.7	0.7
Comoros	632	210.4	49.2	43.7	46.9	50.3	48.8	2.8	0.5	0.2	0.2	0.1	0.1
Congo, Dem. Rep. of	636	2,545.2	612.0	566.8	479.1	529.1	560.3	1,363.3	386.1	427.0	251.3	276.3	336.4
Congo, Republic of	634	410.6	98.3	75.9	73.0	82.4	77.1	108.4	25.2	28.2	19.7	22.9	26.2
Côte d'Ivoire	662	2,040.5	496.8	452.0	389.4	446.8	368.6	1,301.3	311.3	285.9	276.0	312.8	307.1
Equatorial Guinea	642	126.7	29.9	26.6	26.5	28.6	25.7	260.0	56.8	67.5	48.5	34.4	50.5
Eritrea	643	25.6	5.1	4.1	4.5	4.1	4.6	0.3	0.1	0.0	0.1	0.1	0.0
Ethiopia	644	164.2	46.6	43.2	31.3	38.1	37.8	31.2	9.3	6.4	6.8	7.2	6.9
Gabon	646	463.9	112.9	91.0	76.9	81.7	86.2	120.3	29.7	27.6	20.9	22.9	22.4
Gambia, The	648	97.9	20.1	22.9	20.1	21.0	17.6	15.9	3.9	4.1	4.4	4.2	4.1
Ghana	652	1,906.8	485.4	409.0	422.9	484.9	443.0	728.6	187.6	179.4	153.0	171.8	168.3
Guinea	656	218.2	45.4	52.2	60.2	66.8	56.1	193.4	36.2	30.2	25.7	31.2	28.4
Guinea-Bissau	654	49.2	10.0	12.3	18.4	19.3	15.9	89.9	23.9	22.8	17.6	21.7	19.2
Kenya	664	2,124.1	548.7	515.9	424.8	483.1	468.6	1,867.9	450.2	338.5	325.2	349.2	360.9
Lesotho	666	1,181.1	304.9	297.3	234.7	274.6	316.2	339.6	86.3	100.9	80.3	80.0	96.0
Liberia	668	110.0	25.2	21.8	19.6	23.7	23.9	25.2	6.4	6.2	4.8	6.7	59.2
Madagascar	674	308.6	79.5	76.4	70.0	70.1	80.7	216.3	61.6	52.3	42.9	46.6	57.1
Malawi	676	593.1	173.6	139.4	114.2	149.7	175.5	226.3	60.2	57.1	42.1	52.1	53.5
Mali	678	1,055.4	250.5	249.4	265.8	278.3	228.2	69.7	20.0	16.3	14.6	16.7	16.5
Mauritius	684	379.8	104.4	98.9	91.9	100.3	114.6	1,098.2	263.2	456.0	311.0	215.1	179.9
Mozambique	688	3,029.0	694.1	717.3	646.4	700.2	723.0	1,329.6	327.9	325.8	301.3	295.2	300.0
Namibia	728	5,335.8	1,323.0	1,234.4	1,002.7	1,248.1	1,365.4	2,101.6	522.6	470.1	408.9	463.7	432.8
Niger	692	323.6	69.4	57.7	65.7	75.9	54.1	154.6	40.0	40.8	40.6	42.1	39.0
Nigeria	694	1,538.6	354.1	330.7	300.5	339.1	261.7	6,509.5	1,487.6	1,444.9	1,130.8	1,272.1	1,414.7
Rwanda	714	495.1	129.6	122.7	116.4	115.2	122.2	229.0	48.3	68.4	47.3	50.5	48.1
São Tomé & Príncipe	716	25.8	6.6	5.2	4.2	16.9	5.7	1.0	0.2	0.2	0.2	0.2	0.2
Senegal	722	1,130.2	304.2	305.4	291.2	302.7	282.0	1,476.9	328.7	353.6	328.7	338.6	318.2
Seychelles	718	110.1	26.1	34.7	26.4	29.1	29.9	80.0	17.3	20.7	14.0	17.6	16.6
Sierra Leone	724	113.2	25.7	29.6	26.5	30.0	25.5	38.4	9.5	7.6	5.9	7.5	7.3
South Africa	199	13,571.8	3,028.4	3,781.9	3,295.9	3,251.7	3,611.5	25,684.7	6,559.0	6,081.0	4,982.8	5,721.7	6,224.6
South Sudan, Rep. of	733	9.4	2.2	2.4	2.1	2.2	2.1	0.3	0.1	0.1	0.1	0.1	0.1
Swaziland	734	1,325.5	339.0	336.6	256.8	294.4	342.1	1,445.9	349.6	401.9	289.6	290.2	352.1
Tanzania	738	1,189.2	309.4	309.8	299.0	270.5	276.9	807.0	199.4	182.5	167.4	250.4	219.7
Togo	742	471.6	131.5	116.0	113.8	125.7	111.2	1,040.3	261.3	251.9	274.4	252.8	243.6
Uganda	746	878.3	224.3	198.4	189.3	191.3	185.5	764.2	201.0	201.8	166.3	170.7	202.2
Zambia	754	3,654.6	981.2	981.0	715.6	852.3	891.7	2,248.3	571.6	515.7	519.1	464.6	504.7

# Sub-Saharan Africa (603)

In Millions of U.S. Dollars

		Exports (FOB)						Imports (CIF)					
		2015	2015Q3	2015Q4	2016Q1	2016Q2	2016Q3	2015	2015Q3	2015Q4	2016Q1	2016Q2	2016Q3
Zimbabwe	698	2,630.6	707.3	680.0	574.9	621.7	675.9	677.2	129.3	300.0	282.7	169.2	104.6
Africa n.s.	799	35.6	8.5	8.9	11.3	15.8	11.9	17.4	2.0	3.4	2.1	3.5	2.9
<b>Western Hemisphere</b>	<b>205</b>	<b>8,910.9</b>	<b>2,006.7</b>	<b>2,400.4</b>	<b>1,385.0</b>	<b>1,420.4</b>	<b>897.2</b>	<b>8,095.7</b>	<b>2,264.3</b>	<b>1,999.7</b>	<b>1,833.5</b>	<b>1,954.1</b>	<b>2,156.6</b>
Anguilla	312	0.5	0.1	0.1	0.1	0.1	0.1	0.1	0.0	0.0	0.0	0.0	0.0
Antigua and Barbuda	311	47.8	11.9	11.2	10.1	10.3	10.9	49.2	20.5	8.6	6.7	8.3	8.2
Argentina	213	303.3	81.0	62.7	63.4	73.7	80.9	1,287.1	332.8	338.6	374.1	361.7	372.9
Aruba	314	0.3	0.0	0.1	0.1	0.1	0.1	0.5	0.1	0.1	0.1	0.1	0.2
Bahamas, The	313	199.4	47.0	45.7	49.6	44.7	29.9	289.2	72.8	70.9	61.0	60.8	60.0
Barbados	316	2.0	0.5	0.5	0.5	0.8	1.0	2.9	0.7	0.6	0.5	0.6	1.0
Belize	339	7.5	1.8	2.2	2.6	1.9	1.8	51.9	13.1	14.0	11.9	14.1	12.6
Bermuda	319	13.2	3.4	5.6	50.6	5.8	6.0	53.0	20.7	6.8	1.6	1.9	1.8
Bolivia	218	12.5	4.3	4.0	2.3	1.8	1.4	3.5	0.8	0.7	0.5	0.8	0.7
Brazil	223	6,398.9	1,494.9	1,783.3	778.0	817.3	320.5	3,801.5	1,073.2	912.5	769.3	881.1	957.5
Chile	228	180.1	43.8	23.7	11.5	33.8	16.8	267.8	69.1	73.2	46.4	54.6	59.3
Colombia	233	71.7	13.6	14.3	13.0	16.4	14.2	331.7	170.6	62.6	48.0	52.3	46.0
Costa Rica	238	4.6	1.6	0.8	2.0	2.5	1.4	28.3	6.9	6.7	5.6	7.0	6.8
Curacao	354	87.7	21.6	17.9	14.2	16.7	21.4	18.3	5.0	5.1	4.1	4.4	4.2
Dominica	321	1.0	0.3	0.2	0.4	0.3	0.4	0.5	0.1	0.2	0.2	0.3	1.1
Dominican Republic	243	13.4	3.5	3.7	3.8	5.4	3.3	20.8	6.8	4.8	3.8	6.6	9.6
Ecuador	248	50.2	11.2	11.9	5.0	4.4	1.3	21.0	6.2	3.9	3.0	4.1	3.7
El Salvador	253	7.9	2.6	1.7	1.3	0.9	1.0	7.5	0.8	0.9	1.1	1.5	1.6
Falkland Islands	323	6.3	2.0	2.0	2.0	1.8	1.7	13.0	3.0	2.2	1.7	1.8	2.8
Greenland	326	0.0	0.0	0.0	0.0	0.0	0.0	2.0	0.5	0.5	0.3	0.4	0.4
Grenada	328	0.7	0.2	0.2	0.1	0.2	0.1	24.2	6.0	5.5	3.5	4.5	3.9
Guatemala	258	2.7	0.5	1.0	1.0	1.6	1.6	77.1	21.0	18.7	17.9	21.5	20.4
Guyana	336	2.7	0.6	0.6	5.2	2.4	0.6	2.0	0.5	0.5	0.5	0.5	0.5
Haiti	263	3.2	0.6	0.7	0.7	0.9	0.7	3.9	0.9	1.0	0.8	0.9	1.0
Honduras	268	9.3	1.4	2.0	1.9	2.5	2.1	5.0	1.7	0.7	1.6	0.7	0.9
Jamaica	343	2.3	0.4	0.7	1.3	0.9	0.9	11.0	2.8	2.6	2.0	2.5	2.2
Mexico	273	202.3	37.6	68.7	64.9	54.4	60.7	847.2	219.5	232.5	191.4	206.5	337.6
Montserrat	351	0.0	0.0	0.0	0.0	0.0	0.0	0.0	0.0	0.0	0.0	0.0	0.0
Netherlands Antilles	353	35.6	0.9	1.2	7.0	8.5	8.0	26.1	7.1	5.8	3.6	4.7	4.2
Nicaragua	278	3.2	1.2	1.2	0.4	0.6	0.5	11.4	3.0	2.9	2.3	3.0	2.6
Panama	283	533.0	132.2	133.1	135.3	136.1	134.1	358.6	88.2	88.1	87.8	90.0	88.0
Paraguay	288	11.2	1.9	1.1	1.0	2.6	1.9	75.1	10.9	20.5	65.9	54.2	35.2
Peru	293	135.1	40.0	28.3	20.3	22.7	22.1	86.1	20.9	22.8	17.0	23.8	20.3
St. Kitts and Nevis	361	0.3	0.1	0.1	0.1	0.1	0.1	0.5	0.1	0.1	0.1	0.2	0.1
St. Lucia	362	0.1	0.0	0.0	0.1	0.0	0.0	0.5	0.1	0.1	0.1	0.0	0.1
St. Vincent & Grens.	364	5.4	1.3	1.3	1.4	1.3	1.1	3.0	0.7	0.7	0.4	0.6	0.5
Suriname	366	8.5	5.7	2.3	1.3	2.6	8.2	32.0	8.5	8.4	6.8	8.3	7.2
Trinidad and Tobago	369	46.0	12.8	12.0	15.4	11.7	11.3	117.5	29.3	25.8	28.4	38.8	34.7
Uruguay	298	425.5	6.7	129.2	105.2	115.7	101.9	75.8	21.3	18.7	33.1	15.7	16.8
Venezuela, Rep. Bol.	299	5.2	1.2	2.1	1.4	6.1	1.7	53.1	11.7	16.1	9.2	10.6	25.9
Western Hem. n.s.	399	70.3	16.3	22.9	10.6	10.8	25.5	35.7	6.3	15.1	21.3	4.6	4.6
<b>Other Countries n.i.e</b>	<b>910</b>	<b>22.2</b>	<b>5.5</b>	<b>4.6</b>	<b>4.2</b>	<b>5.1</b>	<b>7.1</b>	<b>156.2</b>	<b>41.6</b>	<b>37.0</b>	<b>29.3</b>	<b>32.5</b>	<b>33.5</b>
Cuba	928	3.0	0.5	1.3	0.5	1.5	3.9	24.8	6.2	5.3	3.8	4.0	4.3
Korea, Dem. People's Rep.	954	19.2	5.0	3.3	3.7	3.6	3.2	131.3	35.4	31.6	25.5	28.4	29.1
<b>Special Categories</b>	<b>899</b>	<b>6,580.3</b>	<b>1,488.5</b>	<b>1,668.4</b>	<b>1,005.7</b>	<b>1,166.5</b>	<b>1,080.7</b>	<b>401.3</b>	<b>89.6</b>	<b>88.2</b>	<b>80.6</b>	<b>133.5</b>	<b>213.6</b>
<b>Countries &amp; Areas n.s.</b>	<b>898</b>	<b>1,147.0</b>	<b>269.9</b>	<b>253.6</b>	<b>232.6</b>	<b>252.0</b>	<b>260.7</b>	<b>13,805.8</b>	<b>3,400.5</b>	<b>3,426.7</b>	<b>2,424.7</b>	<b>2,899.1</b>	<b>2,726.9</b>
<b>Memorandum Items</b>													
Africa	605	61,024.6	14,938.2	14,862.3	13,234.0	14,229.7	14,517.8	58,660.6	14,489.5	14,149.5	11,706.2	12,869.4	13,564.3
Middle East	405	9,388.7	2,374.7	2,217.1	2,204.5	2,465.5	2,461.8	27,870.6	6,737.6	6,989.8	5,321.9	6,891.1	6,888.0
European Union	998	68,262.9	16,602.6	15,709.4	12,697.8	14,479.1	14,860.0	77,809.3	19,433.4	19,043.2	16,043.3	17,806.2	17,598.0
Export earnings: fuel	080	13,544.7	3,345.5	3,005.0	2,932.7	3,317.0	3,215.6	35,406.7	8,745.5	8,705.9	6,507.8	8,464.0	8,548.1
Export earnings: nonfuel	092	279,845.0	70,140.3	65,751.0	55,365.1	60,855.0	61,094.0	307,874.2	77,051.5	74,665.7	61,410.6	68,159.9	69,840.2



# Middle East, North Africa, and Pakistan (440)

In Millions of U.S. Dollars

		Exports (FOB)						Imports (CIF)					
		2015	2015Q3	2015Q4	2016Q1	2016Q2	2016Q3	2015	2015Q3	2015Q4	2016Q1	2016Q2	2016Q3
IFS World		905,436.2	231,999.7	226,927.3	....	....	....	905,349.9	220,693.5	227,746.6	....	....	....
World	001	870,680.2	221,897.3	199,821.4	169,923.6	188,737.6	197,034.1	1,017,297.1	246,928.6	256,145.9	227,148.7	244,544.8	225,599.2
Advanced Economies	110	377,934.9	94,651.5	83,352.7	73,444.4	81,418.8	88,399.8	406,193.6	96,321.5	105,523.5	93,513.5	95,642.2	87,748.2
Euro Area	163	107,558.8	25,987.8	25,131.1	22,047.4	24,195.5	25,819.0	178,476.7	41,851.1	47,723.4	41,246.0	44,651.6	40,246.0
Austria	122	994.7	271.6	260.7	163.3	171.9	225.8	4,288.7	1,019.5	1,083.3	896.0	984.2	829.7
Belgium	124	8,736.7	2,001.8	2,030.5	1,855.2	2,309.1	2,217.3	10,995.9	2,566.4	2,922.0	2,352.0	2,561.4	2,489.0
Cyprus	423	176.1	43.7	55.6	26.0	29.2	43.8	958.0	276.1	158.5	123.1	119.6	123.9
Estonia	939	35.3	7.8	10.5	9.4	9.2	9.3	282.9	90.1	111.9	77.8	59.8	35.4
Finland	172	149.1	32.2	59.7	31.7	33.2	30.9	2,792.7	610.0	765.1	584.3	579.4	550.5
France	132	23,082.6	5,738.7	5,506.1	4,268.0	4,371.5	5,057.4	31,743.7	6,950.1	8,275.1	6,917.3	7,314.9	7,054.6
Germany	134	7,238.2	1,698.9	1,904.6	1,603.1	1,626.3	1,598.1	50,158.1	12,569.0	13,349.4	11,794.9	12,907.7	10,854.9
Greece	174	4,878.9	1,246.6	1,110.2	928.2	988.3	1,343.0	2,826.5	631.7	816.9	711.1	754.2	744.4
Ireland	178	506.2	77.7	77.9	82.3	77.7	78.2	3,740.9	851.0	923.0	932.5	827.8	771.2
Italy	136	24,112.7	5,968.0	5,307.7	5,118.7	5,813.7	6,147.5	33,188.8	7,628.3	8,798.0	7,548.3	8,272.8	7,582.7
Latvia	941	39.7	6.5	3.8	4.8	5.2	5.7	773.5	217.4	207.2	126.4	112.8	135.5
Lithuania	946	125.2	18.7	43.1	20.3	45.2	18.9	389.1	81.8	148.4	70.3	70.2	80.9
Luxembourg	137	23.8	4.8	6.3	7.2	6.6	6.6	328.3	58.1	79.7	65.0	75.2	56.1
Malta	181	669.9	117.0	364.7	973.4	975.7	971.7	1,357.4	297.0	381.0	274.0	281.3	242.1
Netherlands	138	13,946.3	3,149.1	3,077.3	2,394.8	3,165.4	3,499.3	11,029.1	2,563.0	3,276.5	3,080.6	3,301.8	3,235.6
Portugal	182	2,866.1	670.3	711.1	554.3	504.2	464.5	2,812.3	644.8	737.3	633.9	763.7	613.7
Slovak Republic	936	83.8	16.5	16.1	13.2	13.2	12.0	920.8	246.1	242.4	203.3	241.9	236.6
Slovenia	961	218.2	85.5	42.6	68.5	70.7	104.0	657.3	130.6	180.2	157.6	139.9	144.2
Spain	184	19,675.2	4,832.5	4,542.8	3,924.9	3,979.3	3,985.0	19,232.7	4,420.0	5,267.4	4,697.6	5,283.0	4,464.8
Australia	193	3,118.6	636.0	527.8	527.3	724.0	725.5	8,344.9	1,964.9	1,970.3	1,724.1	1,852.4	1,007.7
Canada	156	3,755.4	1,061.5	733.4	720.5	995.1	1,138.7	6,487.7	1,306.5	1,862.4	1,536.8	1,757.8	1,469.8
China,P.R.: Hong Kong	532	5,540.5	1,268.0	1,526.9	1,393.7	1,300.0	1,188.1	4,231.9	1,062.5	1,134.9	1,260.5	1,187.0	1,149.9
China,P.R.: Macao	546	773.3	180.6	189.8	56.6	46.6	45.3	2,162.6	512.9	664.2	686.7	840.7	679.8
Czech Republic	935	361.4	74.4	78.2	65.0	84.5	62.2	3,127.5	792.4	833.1	657.5	688.8	617.5
Denmark	128	453.8	96.8	119.3	82.1	70.7	86.9	2,760.4	588.9	664.7	753.0	704.2	661.9
Iceland	176	24.2	6.5	6.1	11.3	60.1	14.5	35.9	12.3	15.2	8.7	9.6	8.4
Israel	436	948.7	227.4	237.8	234.1	233.2	230.1	3,148.9	752.8	751.0	770.5	796.3	817.1
Japan	158	75,916.7	19,693.9	15,827.4	13,552.9	13,134.6	15,392.5	37,322.3	9,050.1	10,179.4	8,688.5	7,952.7	7,917.8
Korea, Republic of	542	64,936.1	15,708.1	14,036.4	10,809.1	12,277.1	13,703.3	29,973.7	6,837.0	7,256.0	6,198.7	6,277.6	5,481.3
New Zealand	196	1,256.9	306.1	278.7	275.3	357.7	443.0	2,547.7	510.4	570.2	592.1	637.7	503.2
Norway	142	292.9	76.9	82.7	58.9	64.3	55.1	835.8	198.0	207.6	210.4	181.4	179.9
San Marino	135	0.0	0.0	0.0	0.0	0.0	0.0	9.6	2.4	2.4	2.1	2.1	1.8
Singapore	576	25,096.3	7,881.2	5,031.5	4,476.3	5,362.0	5,846.5	6,271.4	1,380.9	1,599.1	1,293.7	1,327.8	1,409.3
Sweden	144	498.2	105.4	143.2	110.5	89.9	107.0	5,932.1	1,422.1	1,414.5	1,248.8	1,294.9	1,163.0
Switzerland	146	4,902.8	722.9	1,146.5	4,123.4	5,296.2	5,254.9	17,256.8	4,160.0	4,030.9	3,854.7	3,250.0	2,899.5
Taiwan Prov.of China	528	23,296.6	6,024.1	4,909.1	3,385.8	4,231.2	4,268.2	5,530.9	1,405.5	1,268.2	1,247.0	1,252.1	1,101.8
United Kingdom	112	14,679.2	3,564.0	3,300.2	2,537.1	2,565.7	2,783.9	21,272.5	5,003.5	5,392.0	4,685.4	5,198.1	4,359.5
United States	111	44,524.4	11,030.0	10,046.6	8,977.1	10,330.2	11,235.1	70,464.2	17,507.3	17,984.0	16,848.4	15,779.3	16,073.0
Vatican	187	....	....	....	....	....	....	0.1	0.0	0.0	0.0	0.0	0.0
Emerg. & Dev. Economies	200	470,653.7	121,587.0	111,550.0	92,117.9	102,583.6	103,691.9	487,445.5	120,208.3	119,907.6	106,364.0	118,736.0	110,438.0
Emerg. & Dev. Asia	505	243,607.1	65,288.2	54,762.4	43,815.5	50,410.6	52,966.9	210,278.4	52,174.1	49,932.5	46,130.8	52,291.0	47,645.1
American Samoa	859	0.1	0.0	0.0	0.1	0.1	0.1	0.9	0.2	0.2	0.2	0.3	0.3
Bangladesh	513	3,288.5	773.4	774.7	712.8	740.3	722.0	1,105.2	259.1	271.3	250.8	272.9	244.3
Bhutan	514	4.1	0.4	0.6	0.5	0.5	0.3	2.8	0.7	0.7	0.7	0.7	0.7
Brunei Darussalam	516	13.8	4.1	4.4	1.5	1.4	1.4	8.3	2.0	2.0	1.7	1.9	1.7
Cambodia	522	54.9	13.6	13.6	13.4	13.7	12.8	233.7	58.3	59.9	50.8	52.9	46.5
China,P.R.: Mainland	924	121,659.2	33,662.6	27,575.4	20,942.6	23,509.7	25,705.4	121,068.2	29,899.4	28,710.1	25,199.6	31,017.1	28,118.2
Fiji	819	8.2	2.1	2.0	1.7	1.7	1.7	4.5	1.1	1.1	1.0	1.1	1.0
F.T. French Polynesia	887	1.6	0.4	0.4	0.2	0.2	0.3	0.3	0.1	0.1	0.1	0.1	0.0
F.T. New Caledonia	839	22.8	5.7	5.9	6.3	6.2	6.1	0.5	0.1	0.1	0.1	0.1	0.1
Guam	829	0.1	0.0	0.0	0.0	0.0	0.0	0.0	0.0	0.0	0.0	0.0	0.0
India	534	77,201.0	19,678.8	17,920.7	14,744.1	17,844.9	18,030.8	42,593.3	10,991.3	9,935.1	10,327.1	10,529.4	9,953.2
Indonesia	536	6,834.1	1,897.0	1,634.7	1,218.2	1,114.9	1,063.8	8,857.3	2,132.1	1,987.6	1,845.8	2,088.6	1,823.8
Kiribati	826	....	....	....	....	....	....	0.9	0.2	0.2	0.2	0.2	0.2
Lao People's Dem.Rep	544	1.0	0.2	0.2	0.2	0.2	0.2	1.5	0.4	0.3	0.2	0.3	0.2
Malaysia	548	7,495.0	2,271.7	1,540.0	1,493.7	1,472.7	1,548.5	8,578.8	2,034.9	1,930.3	2,030.1	2,171.1	1,917.6

# Middle East, North Africa, and Pakistan (440)

In Millions of U.S. Dollars

		Exports (FOB)						Imports (CIF)					
		2015	2015Q3	2015Q4	2016Q1	2016Q2	2016Q3	2015	2015Q3	2015Q4	2016Q1	2016Q2	2016Q3
Maldives	556	359.9	86.7	86.6	90.1	108.0	102.4	12.8	1.9	1.9	1.7	1.8	1.6
Marshall Islands	867	0.3	0.1	0.1	0.1	0.1	0.1	24.1	5.2	6.0	8.1	8.1	6.7
Micronesia	868	0.0	0.0	0.0	0.0	0.0	0.0	0.8	0.2	0.2	0.2	0.2	0.1
Mongolia	948	2.4	0.5	0.5	0.6	0.6	0.6	8.1	2.1	2.1	2.1	2.1	2.1
Myanmar	518	393.3	101.2	103.4	93.9	86.7	91.3	169.1	41.7	42.5	37.0	39.0	34.5
Nauru	836	0.0	0.0	0.0	0.0	0.0	0.0	0.1	0.0	0.0	0.0	0.0	0.0
Nepal	558	316.9	59.2	56.9	51.1	75.0	79.8	4.5	1.0	1.3	1.1	1.2	1.1
Palau	565	0.0	0.0	0.0	0.0	0.0	0.0	0.0	0.0	0.0	0.0	0.0	0.0
Papua New Guinea	853	15.6	3.7	3.7	3.8	3.8	3.8	4.1	1.3	1.5	0.9	1.0	1.4
Philippines	566	3,782.7	1,154.1	699.8	886.6	946.0	970.7	1,221.3	313.3	314.6	268.5	280.5	251.3
Samoa	862	0.0	0.0	0.0	0.0	0.0	0.0	1.9	0.4	0.5	0.6	0.6	0.5
Solomon Islands	813	0.0	0.0	0.0	0.0	0.0	0.0	0.4	0.1	0.1	0.1	0.1	0.1
Sri Lanka	524	1,984.6	410.8	389.9	291.5	359.2	366.1	865.2	208.4	212.9	209.3	195.9	203.9
Thailand	578	17,552.2	4,519.9	3,316.7	2,659.7	3,466.8	3,571.0	12,792.5	3,079.4	3,255.3	3,106.2	2,714.1	2,514.5
Timor-Leste	537	1.1	0.3	0.3	0.3	0.3	0.3	1.0	0.5	0.3	0.1	0.1	0.0
Tonga	866	0.2	0.1	0.1	0.0	0.1	0.1	0.0	0.0	0.0	0.0	0.0	0.0
Tuvalu	869	0.0	0.0	0.0	0.0	0.0	0.0	0.0	0.0	0.0	0.0	0.0	0.0
Vanuatu	846	0.4	0.1	0.1	0.1	0.1	0.1	0.3	0.1	0.1	0.1	0.1	0.0
Vietnam	582	2,264.1	560.9	542.9	501.0	560.6	599.1	8,005.4	1,982.0	2,003.8	1,756.3	1,808.2	1,559.2
Asia n.s.	598	349.2	80.4	88.6	101.4	96.7	88.4	4,710.5	1,156.5	1,190.3	1,029.8	1,101.6	960.1
<b>Europe</b>	170	<b>22,427.7</b>	<b>5,442.2</b>	<b>5,430.0</b>	<b>4,608.8</b>	<b>5,645.3</b>	<b>5,529.8</b>	<b>74,767.1</b>	<b>17,861.4</b>	<b>18,455.4</b>	<b>16,253.0</b>	<b>18,239.4</b>	<b>17,607.3</b>
<b>Emerg. &amp; Dev. Europe</b>	903	<b>19,360.6</b>	<b>4,719.4</b>	<b>4,645.1</b>	<b>3,919.6</b>	<b>4,760.6</b>	<b>4,800.2</b>	<b>46,750.8</b>	<b>10,963.2</b>	<b>11,270.3</b>	<b>10,623.8</b>	<b>11,997.1</b>	<b>10,534.7</b>
Albania	914	65.9	16.1	17.2	13.6	16.0	14.7	42.3	7.2	8.5	6.0	6.4	5.7
Bosnia and Herzegovina	963	20.8	5.3	5.4	4.1	4.9	5.0	110.8	25.1	25.3	21.9	23.6	21.0
Bulgaria	918	382.1	119.7	54.9	60.2	56.8	52.9	1,646.1	400.4	345.4	334.1	389.0	421.9
Croatia	960	557.4	203.6	128.5	81.1	149.3	222.4	435.6	129.2	93.7	123.4	112.1	111.0
Faroe Islands	816	0.2	0.1	0.1	0.0	0.0	0.0	0.5	0.1	0.1	0.1	0.1	0.1
Gibraltar	823	0.1	0.0	0.0	0.0	0.0	0.0	5.4	2.0	0.3	0.6	0.7	0.6
Hungary	944	495.8	97.9	174.3	95.3	59.4	83.6	2,026.8	489.1	457.3	403.9	413.3	384.6
Kosovo	967	0.1	0.0	0.1	0.2	0.2	0.1	0.0	0.0	0.0	.....	.....	.....
Macedonia, FYR	962	21.7	4.6	4.1	3.8	4.3	4.0	26.2	6.2	6.4	5.7	6.2	6.0
Montenegro	943	5.3	1.7	1.3	1.0	0.9	0.8	48.3	12.1	11.4	10.6	10.3	10.4
Poland	964	1,552.3	365.6	403.6	349.7	306.2	651.4	3,821.1	812.8	861.2	863.0	896.9	875.7
Romania	968	519.2	173.4	104.9	120.2	171.6	176.0	4,214.8	1,125.0	1,030.3	1,141.4	1,112.8	1,134.7
Serbia, Republic of	942	78.2	16.2	25.6	43.0	95.3	65.9	252.1	86.1	50.5	46.4	45.9	44.5
Turkey	186	15,660.5	3,715.3	3,725.2	3,147.3	3,895.7	3,523.3	34,079.9	7,867.7	8,380.0	7,666.7	8,979.7	7,518.7
<b>CIS</b>	901	<b>3,066.2</b>	<b>722.6</b>	<b>784.7</b>	<b>689.2</b>	<b>884.7</b>	<b>729.7</b>	<b>25,954.2</b>	<b>6,393.4</b>	<b>6,712.2</b>	<b>5,210.5</b>	<b>5,777.4</b>	<b>6,658.6</b>
Armenia	911	236.7	62.2	65.9	44.8	49.3	57.4	185.1	49.0	58.1	52.8	44.0	55.7
Azerbaijan, Rep. of	912	234.8	85.6	46.5	37.2	40.0	41.1	592.5	148.4	142.5	124.2	129.5	132.8
Belarus	913	134.1	37.2	29.5	20.4	29.0	42.9	261.0	54.9	47.3	64.0	67.2	40.4
Georgia	915	333.5	121.4	72.5	47.8	67.6	69.5	97.2	32.8	28.1	25.0	31.0	32.0
Kazakhstan	916	173.7	43.2	40.4	30.0	41.6	39.2	745.7	173.7	188.0	210.0	222.7	192.0
Kyrgyz Republic	917	14.4	3.7	3.6	2.8	3.7	3.4	115.2	28.6	29.9	25.8	27.1	26.9
Moldova	921	4.6	1.1	0.9	1.1	0.9	1.1	69.9	9.5	17.6	10.9	15.1	11.8
Russian Federation	922	1,329.2	213.0	359.7	389.7	495.0	321.4	16,243.6	4,002.2	4,361.0	3,141.0	3,600.5	4,314.1
Tajikistan	923	238.1	69.1	74.0	35.2	67.1	58.3	112.3	24.9	27.8	35.3	36.6	30.9
Turkmenistan	925	9.8	2.3	2.4	.....	.....	0.1	663.6	143.5	168.0	.....	.....	.....
Ukraine	926	353.2	82.6	88.5	79.6	89.6	94.8	6,394.4	1,621.4	1,525.9	1,380.8	1,455.6	1,695.5
Uzbekistan	927	3.9	1.1	0.7	0.6	0.9	0.6	473.7	104.5	117.9	140.8	148.1	126.3
Europe n.s.	884	0.9	0.3	0.2	0.0	0.0	0.0	2,062.2	504.8	472.9	418.6	464.9	414.1
<b>Mid East, N Africa, Pak</b>	440	<b>167,913.1</b>	<b>42,452.2</b>	<b>41,855.4</b>	<b>36,219.4</b>	<b>37,884.0</b>	<b>36,494.8</b>	<b>154,764.8</b>	<b>38,162.3</b>	<b>39,342.7</b>	<b>33,433.9</b>	<b>36,460.5</b>	<b>33,366.8</b>
Afghanistan, I.R. of	512	3,752.1	863.5	920.5	1,066.2	1,009.9	834.6	443.5	107.8	115.9	100.9	119.9	112.0
Algeria	612	2,544.4	583.9	620.5	627.6	641.4	597.6	2,230.6	509.6	505.8	559.8	641.6	566.7
Bahrain, Kingdom of	419	2,608.2	653.8	645.1	550.4	541.6	513.5	4,610.4	1,119.7	1,145.3	988.3	1,026.7	877.5
Djibouti	611	644.2	173.2	175.9	149.1	177.7	167.4	140.4	27.0	29.4	24.6	36.5	29.5
Egypt	469	9,543.6	2,167.5	2,325.7	2,175.3	2,279.3	2,209.4	8,215.5	1,777.6	2,129.3	2,035.9	2,201.8	1,886.7
Iran, I.R. of	429	16,394.1	4,060.1	4,019.9	3,458.6	4,577.7	4,433.3	4,582.3	1,106.1	1,184.2	1,193.1	1,202.9	1,033.2
Iraq	433	2,983.8	703.6	671.4	608.3	594.0	635.3	2,383.5	533.5	483.4	339.8	371.7	346.4
Jordan	439	5,448.6	1,417.3	1,175.7	1,049.5	1,220.6	1,077.0	3,334.1	835.5	824.3	705.6	844.3	798.9
Kuwait	443	6,859.0	1,709.8	1,696.4	1,424.0	1,530.6	1,451.8	6,207.0	1,435.4	1,656.5	1,585.9	1,790.8	1,709.2

# Middle East, North Africa, and Pakistan (440)

In Millions of U.S. Dollars

		Exports (FOB)						Imports (CIF)					
		2015	2015Q3	2015Q4	2016Q1	2016Q2	2016Q3	2015	2015Q3	2015Q4	2016Q1	2016Q2	2016Q3
Lebanon	446	2,256.5	476.2	795.6	791.0	816.6	780.1	2,046.0	499.8	528.1	460.7	482.8	418.9
Libya	672	1,463.9	321.6	366.5	370.6	389.5	363.3	1,547.4	380.6	428.0	388.2	422.9	381.6
Mauritania	682	706.3	174.9	196.6	179.0	196.9	151.3	15.5	3.7	3.9	3.2	3.4	2.8
Morocco	686	3,271.3	688.8	755.4	672.4	743.4	702.2	1,729.9	395.8	463.1	427.9	465.2	415.8
Oman	449	32,898.1	9,029.0	8,990.1	6,219.7	6,062.7	5,915.6	6,471.5	1,589.1	1,541.8	1,403.8	1,469.1	1,459.0
Pakistan	564	12,229.8	2,962.4	3,048.4	2,809.5	3,390.6	3,329.7	4,270.9	1,025.7	1,037.9	1,034.2	1,061.2	918.8
Qatar	453	6,013.6	1,466.6	1,544.4	1,493.2	1,416.1	1,387.3	4,510.8	1,260.8	1,200.8	1,048.5	1,129.8	1,076.5
Saudi Arabia	456	23,436.0	6,039.6	5,537.4	5,096.7	4,822.3	4,456.8	23,465.0	5,522.0	5,800.4	4,984.7	5,452.7	4,969.2
Somalia	726	652.6	153.5	140.6	132.4	133.4	153.8	856.3	220.6	223.5	175.3	175.3	151.8
Sudan	732	1,984.4	505.3	522.2	460.8	544.8	459.0	2,307.8	398.8	516.4	346.0	354.3	298.7
Syrian Arab Republic	463	1,090.4	253.8	270.5	241.8	245.6	222.8	680.6	170.1	170.0	146.2	159.1	145.3
Tunisia	744	1,796.4	420.4	403.9	347.9	388.0	374.4	1,202.2	273.4	280.5	244.0	264.5	242.5
United Arab Emirates	466	25,806.0	6,765.1	6,170.2	5,421.0	5,204.1	5,433.9	73,030.1	18,863.5	18,965.7	15,148.2	16,678.3	15,432.4
West Bank and Gaza	487	345.7	75.3	93.7	86.8	99.5	97.0	87.0	23.0	20.5	15.9	22.0	17.0
Yemen, Republic of	474	3,184.1	787.2	768.7	787.7	857.7	747.9	388.6	81.3	86.1	71.6	81.7	75.2
Middle East n.s.	489	....	....	....	....	....	....	8.0	1.8	2.0	1.8	1.9	1.4
<b>Sub-Saharan Africa</b>	<b>603</b>	<b>27,108.8</b>	<b>6,523.6</b>	<b>6,696.1</b>	<b>5,314.6</b>	<b>6,499.4</b>	<b>6,509.7</b>	<b>20,445.5</b>	<b>5,003.7</b>	<b>5,438.5</b>	<b>4,809.5</b>	<b>5,349.1</b>	<b>5,015.4</b>
Angola	614	618.7	131.3	117.6	96.8	108.8	123.1	1,059.4	268.5	269.8	233.9	255.2	230.5
Benin	638	180.3	56.7	37.7	35.2	35.8	31.7	286.3	73.2	79.2	63.8	68.9	62.8
Botswana	616	35.1	8.5	7.7	7.1	7.6	7.3	507.2	128.5	129.2	112.0	122.2	110.4
Burkina Faso	748	87.5	25.1	23.6	26.9	26.6	22.8	37.2	11.1	6.1	5.8	6.1	5.9
Burundi	618	67.4	15.4	12.8	14.6	16.1	21.1	184.2	46.8	47.3	41.2	45.2	40.7
Cabo Verde	624	4.9	1.0	1.2	1.3	1.5	1.4	3.2	1.5	1.4	2.8	3.1	2.8
Cameroon	622	226.4	50.7	55.2	54.1	57.6	52.5	425.9	109.1	108.4	94.9	102.8	92.9
Central African Rep.	626	9.6	2.5	2.7	2.5	2.4	2.2	9.3	2.0	2.5	2.6	3.0	2.4
Chad	628	21.2	5.6	4.5	4.0	4.7	4.0	83.4	21.3	21.2	18.6	20.1	18.4
Comoros	632	71.5	15.3	20.1	17.9	24.9	17.7	15.6	3.9	4.2	3.6	3.7	3.3
Congo, Dem. Rep. of	636	52.5	15.3	9.8	7.9	7.7	7.1	794.3	191.9	200.0	174.4	175.5	142.4
Congo, Republic of	634	234.7	62.5	53.2	50.5	48.5	46.7	815.7	207.7	207.6	187.4	209.5	193.0
Côte d'Ivoire	662	602.4	138.7	141.4	133.2	137.8	121.5	182.4	46.8	46.1	40.9	41.0	36.7
Equatorial Guinea	642	35.6	8.6	6.3	9.0	8.5	7.1	34.8	31.1	1.5	1.3	1.4	1.3
Eritrea	643	262.8	46.4	87.7	40.7	60.8	42.3	29.1	6.5	7.3	6.6	7.1	6.2
Ethiopia	644	2,989.6	652.5	714.1	593.7	687.0	681.5	1,310.0	345.9	287.0	314.5	342.4	310.7
Gabon	646	138.2	33.4	39.6	35.7	34.4	31.7	55.5	14.4	13.6	11.3	12.0	10.5
Gambia, The	648	39.9	10.2	9.3	8.8	8.9	8.0	3.6	0.9	0.9	0.8	0.9	0.8
Ghana	652	601.0	151.7	161.7	153.7	178.8	158.4	606.7	152.7	152.7	132.4	144.6	131.2
Guinea	656	256.2	62.6	63.4	53.7	58.7	51.7	206.5	49.8	53.4	46.3	105.4	86.9
Guinea-Bissau	654	16.4	3.9	3.9	4.0	4.0	3.8	4.2	1.1	1.0	2.0	1.1	0.9
Kenya	664	2,431.9	597.9	616.9	505.0	623.6	594.2	1,254.0	300.9	335.3	302.4	332.1	296.6
Lesotho	666	4.5	1.0	1.1	1.2	1.2	1.2	21.5	5.4	5.5	4.9	5.3	4.8
Liberia	668	43.2	11.7	10.6	9.9	10.2	8.9	126.2	31.6	31.8	28.3	31.0	27.7
Madagascar	674	374.8	90.4	92.5	81.5	95.0	91.4	164.4	41.4	42.0	35.3	38.3	34.6
Malawi	676	295.0	82.4	66.6	49.1	59.3	64.7	84.7	21.0	23.3	17.7	19.2	17.6
Mali	678	147.8	37.2	39.6	52.2	52.1	45.5	2,529.5	638.9	642.5	556.4	607.0	548.2
Mauritius	684	146.3	45.4	37.5	32.5	36.1	34.4	87.1	23.8	20.8	16.9	18.3	16.2
Mozambique	688	641.2	160.4	152.1	118.1	130.2	130.4	182.1	45.2	45.5	39.4	41.8	37.9
Namibia	728	31.5	9.1	8.6	9.7	9.4	8.5	30.3	7.6	7.8	6.2	6.7	5.8
Niger	692	64.1	16.6	14.8	16.8	16.6	14.2	201.3	50.7	51.0	44.6	48.5	44.1
Nigeria	694	1,007.0	264.6	241.0	175.8	203.7	181.5	945.4	240.4	378.8	216.2	197.2	212.5
Rwanda	714	123.8	29.3	33.2	30.1	35.8	56.2	109.3	28.2	28.5	24.3	26.7	24.1
São Tomé & Príncipe	716	2.0	0.5	0.6	0.4	0.7	0.5	0.1	0.0	0.0	0.0	0.0	0.0
Senegal	722	433.0	101.9	122.1	124.7	123.8	111.5	174.1	32.1	34.9	20.0	22.5	19.5
Seychelles	718	276.6	62.4	62.2	46.6	49.7	52.6	9.2	2.2	2.3	1.9	2.4	2.3
Sierra Leone	724	272.6	54.1	65.6	63.9	62.1	51.9	46.3	11.3	12.0	10.6	11.3	9.9
South Africa	199	6,066.7	1,524.1	1,504.8	982.4	1,303.2	1,470.8	4,550.6	1,149.5	1,162.9	1,071.4	1,275.0	1,311.9
South Sudan, Rep. of	733	39.2	9.8	9.8	9.8	9.8	9.8	1.2	0.3	0.3	0.3	0.3	0.3
Swaziland	734	33.2	1.9	25.3	1.0	1.1	1.1	69.6	17.0	21.3	19.5	23.2	19.3
Tanzania	738	6,765.9	1,599.0	1,690.6	1,246.9	1,649.5	1,554.7	1,048.3	266.9	265.3	228.7	249.4	226.9
Togo	742	176.6	42.7	40.5	42.0	42.8	38.6	499.6	114.1	119.9	115.1	116.2	114.5
Uganda	746	658.0	177.1	161.1	124.0	170.3	214.9	182.8	25.3	71.1	134.0	128.3	67.2

# Middle East, North Africa, and Pakistan (440)

In Millions of U.S. Dollars

		Exports (FOB)						Imports (CIF)					
		2015	2015Q3	2015Q4	2016Q1	2016Q2	2016Q3	2015	2015Q3	2015Q4	2016Q1	2016Q2	2016Q3
Zambia	754	291.3	55.0	56.6	165.2	219.8	255.0	1,199.0	172.3	416.7	350.0	402.1	417.7
Zimbabwe	698	173.2	42.2	43.4	35.4	39.1	41.2	263.4	60.1	75.8	65.3	71.8	62.5
Africa n.s.	799	57.9	9.2	25.3	38.8	33.1	32.2	10.9	2.7	2.8	3.0	3.1	2.9
<b>Western Hemisphere</b>	<b>205</b>	<b>9,597.0</b>	<b>1,880.8</b>	<b>2,806.2</b>	<b>2,159.7</b>	<b>2,144.2</b>	<b>2,190.7</b>	<b>27,189.7</b>	<b>7,006.8</b>	<b>6,738.5</b>	<b>5,736.7</b>	<b>6,396.1</b>	<b>6,803.4</b>
Anguilla	312	0.2	0.0	0.0	0.0	0.0	0.0	0.1	0.0	0.0	0.0	0.0	0.0
Antigua and Barbuda	311	0.9	0.3	0.2	0.2	0.2	0.2	0.4	0.1	0.1	0.1	0.1	0.1
Argentina	213	547.0	135.3	137.6	136.6	136.4	134.6	5,184.8	1,363.7	1,358.6	1,163.2	1,274.3	1,280.6
Aruba	314	9.8	2.6	2.7	2.3	2.3	2.3	4.5	0.7	0.7	0.7	0.7	0.7
Bahamas, The	313	1.3	0.4	0.3	0.3	0.3	0.3	21.8	3.5	1.2	1.2	1.2	1.2
Barbados	316	0.9	0.4	0.2	0.2	0.2	0.2	0.5	0.1	0.1	0.1	0.1	0.1
Belize	339	3.4	0.8	0.9	0.7	0.8	0.8	28.3	6.8	7.1	6.1	6.4	5.6
Bermuda	319	1.1	0.9	0.1	0.0	0.0	0.0	2.3	0.5	0.6	0.5	0.5	0.4
Bolivia	218	7.4	1.1	0.7	0.7	0.8	0.8	41.9	16.1	14.2	14.2	19.7	17.8
Brazil	223	6,780.9	1,189.9	2,261.4	1,627.0	1,540.6	1,578.7	14,983.1	3,915.5	3,888.3	3,316.9	3,524.1	3,999.9
Chile	228	291.6	49.5	46.7	43.5	44.1	82.4	548.9	149.4	98.4	98.5	184.6	131.4
Colombia	233	160.9	38.6	25.5	25.7	26.3	25.7	235.8	50.8	57.4	76.6	76.2	68.4
Costa Rica	238	17.3	4.3	4.9	5.4	5.5	5.0	71.1	17.6	17.8	14.9	15.6	13.3
Curacao	354	0.0	0.0	0.0	0.0	0.0	0.0	3.0	0.7	0.8	0.7	0.7	0.6
Dominica	321	1.1	0.5	0.1	0.2	0.2	0.2	11.4	3.1	3.1	2.6	2.6	2.2
Dominican Republic	243	41.3	10.1	9.8	8.4	8.8	9.0	37.2	8.8	9.1	8.0	8.4	7.9
Ecuador	248	232.5	21.2	6.7	4.1	4.2	4.3	472.0	118.0	183.6	88.9	92.0	84.4
El Salvador	253	33.7	7.9	7.4	7.1	8.7	6.7	9.0	1.9	3.8	5.6	5.7	5.1
Falkland Islands	323	....	....	....	....	....	....	0.3	0.1	0.1	0.1	0.1	0.1
Greenland	326	0.1	0.0	0.0	0.0	0.0	0.0	12.5	3.9	2.2	1.8	2.0	1.8
Grenada	328	0.6	0.3	0.1	0.1	0.1	0.1	2.2	0.0	0.2	0.1	0.1	0.1
Guatemala	258	81.8	21.8	21.3	19.3	20.8	20.2	272.9	65.8	68.5	60.4	62.3	55.3
Guyana	336	4.6	1.3	0.9	1.0	0.9	0.8	4.4	1.1	1.1	1.0	1.1	1.0
Haiti	263	7.7	2.0	1.6	2.0	2.1	2.1	4.0	0.9	0.9	0.8	0.9	0.8
Honduras	268	19.1	4.7	4.6	4.7	4.5	3.9	17.4	4.5	2.8	0.8	0.9	0.8
Jamaica	343	15.2	3.9	3.4	3.0	3.0	3.4	33.7	9.1	8.4	7.3	8.0	7.2
Mexico	273	622.5	153.9	138.0	145.1	216.5	191.9	3,461.2	838.8	640.1	526.5	744.5	781.7
Montserrat	351	0.1	0.0	0.0	0.2	0.1	0.0	0.0	0.0	0.0	0.0	0.0	0.0
Netherlands Antilles	353	0.4	0.1	0.1	0.3	0.3	0.2	0.0	0.0	0.0	0.0	0.0	0.0
Nicaragua	278	12.7	3.3	3.5	3.5	3.6	3.5	8.1	2.0	2.0	1.8	1.9	1.7
Panama	283	34.5	13.0	6.5	6.9	7.3	6.8	83.4	19.8	20.4	22.2	22.3	22.2
Paraguay	288	50.1	15.5	10.2	10.1	8.0	8.7	307.5	65.3	80.6	84.2	89.6	85.7
Peru	293	247.4	55.4	62.3	61.2	59.1	57.1	164.8	40.8	37.3	33.4	35.3	34.4
Sint Maarten	352	....	....	....	....	....	....	0.0	0.0	0.0	0.0	0.0	0.0
St. Kitts and Nevis	361	2.4	0.5	0.7	0.4	0.5	0.5	0.2	0.0	0.1	0.0	0.1	0.0
St. Lucia	362	0.4	0.2	0.0	0.0	0.0	0.0	0.7	0.2	0.2	0.2	0.2	0.1
St. Vincent & Grens.	364	0.3	0.2	0.0	0.0	0.0	0.0	0.0	0.0	0.0	0.0	0.0	0.0
Suriname	366	3.5	0.7	0.8	0.7	0.7	0.7	413.1	104.7	105.2	91.2	99.5	89.9
Trinidad and Tobago	369	21.0	6.7	3.9	4.0	3.5	3.6	49.3	33.5	11.5	1.2	1.2	1.1
Uruguay	298	193.3	96.5	13.9	13.2	13.7	13.4	322.0	81.4	28.6	27.2	30.4	30.8
Venezuela, Rep. Bol.	299	146.5	36.8	28.7	21.2	19.7	22.2	207.1	46.1	39.7	39.4	36.1	31.1
Western Hem. n.s.	399	1.7	0.2	0.2	0.2	0.2	0.2	169.2	31.3	43.5	38.3	46.7	37.9
<b>Other Countries n.i.e</b>	<b>910</b>	<b>192.7</b>	<b>44.0</b>	<b>44.3</b>	<b>35.1</b>	<b>40.9</b>	<b>41.8</b>	<b>189.2</b>	<b>64.7</b>	<b>47.4</b>	<b>24.9</b>	<b>27.2</b>	<b>24.4</b>
Cuba	928	187.6	42.8	43.1	33.9	39.8	40.6	108.1	44.9	26.4	5.5	5.7	5.3
Korea, Dem. People's Rep.	954	5.2	1.3	1.2	1.2	1.1	1.1	81.1	19.8	21.0	19.4	21.4	19.1
<b>Special Categories</b>	<b>899</b>	<b>1,264.2</b>	<b>330.0</b>	<b>290.3</b>	<b>281.3</b>	<b>288.5</b>	<b>257.1</b>	<b>4,299.5</b>	<b>1,087.2</b>	<b>1,082.2</b>	<b>916.2</b>	<b>1,044.2</b>	<b>958.6</b>
<b>Countries &amp; Areas n.s.</b>	<b>898</b>	<b>20,634.7</b>	<b>5,284.7</b>	<b>4,584.0</b>	<b>4,044.8</b>	<b>4,405.8</b>	<b>4,643.5</b>	<b>119,169.3</b>	<b>29,246.9</b>	<b>29,585.1</b>	<b>26,330.2</b>	<b>29,095.2</b>	<b>26,430.0</b>
<b>Memorandum Items</b>													
Africa	605	38,669.1	9,213.7	9,501.4	7,873.9	9,315.2	9,105.6	28,927.0	6,832.3	7,460.9	6,589.9	7,289.5	6,723.0
Middle East	405	140,331.6	35,926.4	35,071.3	29,774.5	30,657.9	29,724.8	141,567.7	35,200.0	36,166.3	30,518.1	33,338.7	30,628.2
European Union	998	127,058.2	30,788.5	29,638.2	25,548.7	27,749.8	30,045.4	223,713.5	52,614.6	58,815.4	51,456.3	55,461.7	49,975.6
Export earnings: fuel	080	128,616.6	33,088.7	32,021.7	26,953.7	27,688.9	26,800.2	151,683.2	37,920.2	39,059.0	32,078.2	35,143.9	33,436.6
Export earnings: nonfuel	092	742,063.5	188,808.7	167,799.6	142,969.9	161,048.7	170,233.9	865,613.9	209,008.5	217,086.9	195,070.5	209,400.9	192,162.6

# Western Hemisphere (205)

In Millions of U.S. Dollars

		Exports (FOB)						Imports (CIF)					
		2015	2015Q3	2015Q4	2016Q1	2016Q2	2016Q3	2015	2015Q3	2015Q4	2016Q1	2016Q2	2016Q3
IFS World		896,668.5	227,153.5	216,637.2	192,985.0	218,395.9	219,374.4	1,039,915.0	266,333.2	253,042.0	217,610.3	232,369.1	240,291.7
World	001	901,047.5	228,611.6	218,618.6	196,685.7	221,189.7	227,684.5	1,032,479.3	265,124.8	250,648.7	217,335.6	231,820.7	241,746.6
Advanced Economies	110	576,850.3	144,019.5	142,612.7	128,636.3	141,021.9	143,665.6	578,592.6	147,327.3	140,277.2	124,244.3	134,475.0	137,101.7
Euro Area	163	79,117.7	19,785.1	18,477.3	17,148.3	19,493.7	21,024.5	115,906.1	29,712.2	28,360.5	24,513.7	25,977.3	27,564.0
Austria	122	432.5	99.8	102.0	77.0	89.8	96.6	3,244.4	829.7	826.9	727.7	682.4	923.1
Belgium	124	6,879.7	1,792.8	1,636.6	1,663.9	1,698.1	1,929.5	4,095.7	1,002.3	1,048.1	915.7	983.7	998.0
Cyprus	423	47.8	15.3	11.3	19.4	10.8	10.1	8.3	1.7	1.6	0.8	1.2	1.7
Estonia	939	90.8	19.1	24.6	22.7	29.6	53.3	139.8	41.0	33.8	29.2	33.7	37.5
Finland	172	839.9	241.3	189.0	233.3	193.6	166.5	2,076.4	549.7	520.0	482.0	433.3	498.9
France	132	7,011.6	1,797.6	1,507.5	1,559.8	1,745.3	1,962.2	15,948.7	4,024.2	4,171.3	3,768.5	3,818.5	4,066.1
Germany	134	14,342.1	3,363.1	3,276.5	2,987.7	3,631.8	3,697.0	39,577.7	10,027.3	9,888.5	8,424.4	9,164.4	9,163.2
Greece	174	783.1	132.6	255.6	150.7	167.1	149.0	430.9	91.4	103.1	100.0	123.0	164.5
Ireland	178	1,170.9	352.9	348.5	252.6	240.8	296.4	3,108.0	850.8	769.9	677.1	657.9	729.4
Italy	136	9,362.4	2,275.7	2,187.0	2,092.6	2,310.7	2,377.0	17,138.6	4,401.5	4,034.9	3,475.6	3,855.9	4,019.6
Latvia	941	182.4	45.3	43.0	40.2	71.2	40.6	102.3	19.4	18.4	21.9	24.2	23.9
Lithuania	946	144.9	46.0	37.9	36.0	43.7	32.0	119.8	21.4	36.3	59.2	62.2	60.1
Luxembourg	137	41.5	12.3	19.6	3.5	2.9	2.3	148.2	31.5	18.6	116.7	15.0	20.3
Malta	181	45.9	9.1	21.2	8.8	6.7	6.9	33.6	7.8	4.9	5.9	5.9	27.1
Netherlands	138	19,577.0	5,030.3	4,913.8	4,422.2	4,885.6	5,718.5	9,631.0	2,444.3	2,216.0	1,605.7	1,597.0	2,110.4
Portugal	182	1,710.9	464.1	308.6	339.4	406.3	309.9	2,098.2	567.4	505.7	400.1	389.7	435.5
Slovak Republic	936	38.9	8.6	9.7	11.3	15.2	9.2	267.1	67.5	67.2	62.9	62.8	62.4
Slovenia	961	494.2	110.6	121.4	108.6	149.4	143.8	143.8	37.1	35.2	32.1	34.1	35.2
Spain	184	14,171.6	3,494.3	3,029.1	2,771.8	3,347.7	3,607.9	16,346.1	4,382.5	3,777.8	3,352.8	3,727.9	3,860.5
Australia	193	2,873.1	760.9	626.1	736.0	648.9	770.1	2,652.8	632.7	616.7	595.9	600.4	662.4
Canada	156	20,323.9	4,878.3	4,963.5	4,767.9	4,622.4	4,945.3	18,279.7	4,749.2	4,678.0	3,821.8	4,061.0	4,086.3
China,P.R.: Hong Kong	532	3,670.1	726.8	953.1	1,036.2	888.1	897.9	2,355.7	567.8	535.2	416.3	436.7	451.6
China,P.R.: Macao	546	1.8	0.4	0.5	0.3	0.2	0.2	7.9	1.6	1.4	1.5	0.9	1.4
Czech Republic	935	132.5	32.6	28.7	31.3	39.2	37.5	906.2	231.7	214.1	234.4	240.6	239.8
Denmark	128	1,523.8	424.0	350.0	311.7	358.4	377.1	2,899.2	785.4	709.2	707.8	780.5	699.9
Iceland	176	429.9	88.7	61.8	42.9	30.7	27.5	70.3	22.9	5.3	7.1	10.9	9.7
Israel	436	1,383.2	384.9	284.7	395.5	401.8	424.2	2,461.7	642.0	563.2	469.9	515.1	629.0
Japan	158	16,772.8	3,934.9	4,359.7	4,216.2	4,258.7	4,330.0	33,597.1	8,355.3	8,340.4	7,342.2	8,238.5	7,839.0
Korea, Republic of	542	12,766.4	3,130.6	3,347.2	3,054.3	2,975.5	3,431.8	31,711.7	8,145.6	7,084.7	6,308.3	8,549.7	7,639.4
New Zealand	196	502.4	137.8	116.7	111.1	123.1	129.5	1,094.8	259.0	208.0	236.7	186.3	202.2
Norway	142	967.9	258.3	202.1	225.0	284.8	216.7	1,689.8	472.6	345.3	417.5	344.4	311.1
San Marino	135	0.0	0.0	0.0	0.0	0.0	0.0	0.0	0.0	0.0	0.0	0.0	0.0
Singapore	576	5,851.2	1,360.5	1,213.3	838.9	1,026.9	1,015.4	3,065.1	752.8	625.6	601.3	594.6	728.9
Sweden	144	1,544.4	380.9	320.8	328.6	321.4	377.7	3,842.3	999.2	889.5	822.9	857.5	945.2
Switzerland	146	9,265.2	2,312.5	2,751.0	2,584.8	3,150.0	1,804.4	6,738.7	1,850.0	1,520.4	1,271.7	1,692.3	1,539.7
Taiwan Prov.of China	528	4,020.5	1,062.9	992.9	864.0	949.5	1,063.7	12,244.5	3,200.6	2,891.4	2,640.7	2,786.0	2,905.8
United Kingdom	112	8,803.0	2,035.4	2,149.9	2,323.7	2,649.7	2,494.9	9,531.6	2,533.0	2,308.9	1,937.3	2,157.7	2,024.0
United States	111	406,900.5	102,324.0	101,413.5	89,619.5	98,799.0	100,297.3	329,537.3	83,413.7	80,379.2	71,897.3	76,444.5	78,622.3
Vatican	187	0.0	0.0	0.0	0.0	0.0	0.0	0.1	0.0	0.0	0.0	0.0	0.0
Emerg. & Dev. Economies	200	313,701.5	81,820.8	73,809.9	66,071.4	77,895.4	81,453.6	444,942.0	115,513.3	108,149.9	91,254.0	95,534.0	102,796.1
Emerg. & Dev. Asia	505	116,467.3	30,845.3	27,384.1	24,764.1	31,992.8	30,103.2	234,947.4	62,180.7	57,465.1	49,940.5	51,079.5	56,113.3
American Samoa	859	0.1	0.0	0.0	0.1	0.0	0.0	2.5	0.1	0.2	0.1	0.0	0.0
Bangladesh	513	1,540.5	346.2	379.8	312.9	304.4	463.0	442.9	114.4	93.6	102.4	79.1	89.1
Bhutan	514	0.1	0.0	0.0	0.1	0.0	0.0	0.1	0.0	0.0	0.0	0.0	0.0
Brunei Darussalam	516	14.5	3.4	4.1	3.1	3.4	3.2	1.0	0.2	0.2	0.2	0.1	0.2
Cambodia	522	20.3	7.2	4.3	4.3	4.3	4.5	129.8	37.4	29.5	28.4	29.8	30.6
China,P.R.: Mainland	924	78,964.7	21,624.4	17,512.4	17,308.1	23,418.1	20,015.5	180,127.3	48,201.4	44,114.4	37,981.0	38,915.9	42,763.1
Fiji	819	2.6	0.6	0.6	0.8	1.0	1.2	15.3	4.2	3.7	3.8	3.4	3.6
F.T. French Polynesia	887	11.1	1.2	1.6	1.5	1.9	2.1	0.1	0.0	0.1	0.0	0.0	0.0
F.T. New Caledonia	839	10.6	4.3	2.2	1.5	2.3	2.1	1.0	0.1	0.1	0.1	0.2	0.1
Guam	829	1.7	0.3	0.2	0.4	0.5	0.3	0.1	0.0	0.0	0.0	0.0	0.0
India	534	17,991.5	4,508.9	4,331.3	2,966.7	3,776.6	4,416.4	15,064.7	3,546.0	3,406.2	2,614.6	2,654.3	3,177.5
Indonesia	536	3,603.6	778.9	1,063.5	822.6	895.0	1,136.4	4,401.8	1,123.1	1,040.4	980.3	972.1	1,056.7
Kiribati	826	0.1	....	....	0.0	....	0.1	9.2	0.0	4.4	0.1	0.1	0.1
Lao People's Dem.Rep	544	0.7	0.2	0.1	0.3	0.2	0.2	1.4	0.4	0.4	0.3	0.4	0.4
Malaysia	548	3,684.5	870.2	966.7	927.2	768.5	985.6	11,003.3	2,898.0	2,903.0	2,699.7	2,823.1	2,779.4

# Western Hemisphere (205)

In Millions of U.S. Dollars

		Exports (FOB)						Imports (CIF)					
		2015	2015Q3	2015Q4	2016Q1	2016Q2	2016Q3	2015	2015Q3	2015Q4	2016Q1	2016Q2	2016Q3
Maldives	556	17.6	5.0	4.0	4.4	5.7	5.5	0.6	0.2	0.0	0.0	0.0	0.0
Marshall Islands	867	0.3	0.1	0.1	0.1	0.1	0.1	0.1	0.0	0.0	0.0	0.0	0.0
Micronesia	868	0.0	0.0	0.0	0.0	0.0	0.1	0.5	0.1	0.1	0.1	0.1	0.1
Mongolia	948	3.3	0.7	0.9	0.5	0.9	1.3	0.5	0.1	0.2	0.0	0.0	0.0
Myanmar	518	71.0	13.3	22.5	46.2	37.6	78.8	12.1	3.5	3.0	3.2	2.7	3.5
Nauru	836	....	....	....	....	....	0.0	0.1	0.0	0.0	0.0	0.0	0.0
Nepal	558	12.6	2.4	4.3	2.4	3.1	2.6	1.2	0.2	0.2	0.3	0.4	0.3
Palau	565	0.2	0.1	0.1	0.1	0.1	1.2	0.0	0.0	0.0	0.0	0.0	0.0
Papua New Guinea	853	3.8	1.1	0.9	0.2	1.0	1.7	153.0	37.3	35.8	31.5	28.9	31.8
Philippines	566	1,352.2	396.9	367.4	188.1	219.2	277.9	2,707.3	694.3	649.9	648.5	699.4	754.8
Samoa	862	1.2	0.7	0.3	0.3	0.4	0.6	5.5	3.2	0.6	0.2	0.1	0.4
Solomon Islands	813	0.4	0.1	0.1	0.1	0.1	0.1	0.8	0.1	0.1	0.1	0.1	0.1
Sri Lanka	524	141.3	46.7	26.1	32.3	61.6	70.6	350.1	90.5	93.6	89.2	85.8	92.9
Thailand	578	3,012.7	795.7	758.4	707.0	851.9	895.5	11,217.3	2,936.0	2,754.0	2,616.7	2,538.2	2,915.4
Timor-Leste	537	6.2	1.0	2.0	2.0	2.1	1.0	0.0	0.0	0.0	0.0	0.0	0.0
Tonga	866	1.7	0.8	0.6	0.8	0.2	0.3	0.0	0.0	0.0	0.0	0.0	0.0
Tuvalu	869	0.0	0.0	0.0	0.0	0.0	0.0	0.0	0.0	0.0	0.0	0.0	0.0
Vanuatu	846	0.5	0.2	0.1	0.1	0.1	0.1	57.5	16.0	13.5	13.9	11.3	11.6
Vietnam	582	5,257.2	1,270.0	1,630.3	1,264.3	1,110.5	1,197.2	4,258.4	1,093.5	984.3	936.0	903.4	994.7
Asia n.s.	598	738.6	164.6	299.5	165.6	522.1	538.0	4,981.9	1,380.3	1,333.7	1,189.7	1,330.4	1,407.0
<b>Europe</b>	170	<b>14,854.7</b>	<b>4,142.1</b>	<b>3,398.6</b>	<b>3,194.0</b>	<b>3,702.7</b>	<b>3,819.1</b>	<b>18,664.8</b>	<b>4,862.7</b>	<b>4,185.5</b>	<b>3,755.1</b>	<b>4,163.6</b>	<b>4,589.9</b>
<b>Emerg. &amp; Dev. Europe</b>	903	<b>8,093.5</b>	<b>2,305.3</b>	<b>1,914.5</b>	<b>1,803.2</b>	<b>2,030.3</b>	<b>2,025.4</b>	<b>9,931.2</b>	<b>2,625.9</b>	<b>2,395.3</b>	<b>2,082.0</b>	<b>2,237.5</b>	<b>2,253.8</b>
Albania	914	57.7	19.5	15.1	13.2	19.1	14.6	4.6	1.2	0.8	0.8	0.9	1.1
Bosnia and Herzegovina	963	8.2	2.3	2.0	2.2	2.0	2.5	11.4	1.7	1.4	1.3	1.3	1.8
Bulgaria	918	752.7	214.7	193.0	121.6	131.1	166.5	177.1	45.0	50.3	37.4	44.6	52.5
Croatia	960	250.8	80.0	63.5	38.5	44.3	75.9	113.0	55.6	37.3	7.8	14.5	10.5
Faroe Islands	816	3.3	0.9	0.9	0.7	0.8	0.9	1.6	0.4	0.4	0.3	0.4	0.4
Gibraltar	823	22.6	6.3	5.7	6.3	6.5	6.2	0.4	0.2	0.2	0.0	0.0	0.0
Hungary	944	490.4	155.1	116.4	134.8	141.3	133.4	1,924.0	520.2	452.9	441.2	457.8	459.4
Kosovo	967	4.6	0.6	1.6	....	....	....	....	....	....	....	....	....
Macedonia, FYR	962	18.5	4.9	3.5	5.0	6.2	4.5	12.1	4.2	2.6	1.0	1.0	1.2
Montenegro	943	31.5	8.5	10.9	10.2	8.6	7.0	0.4	0.1	0.1	0.0	0.1	0.0
Poland	964	1,890.3	536.7	483.5	402.0	415.2	515.4	2,431.0	688.9	547.2	476.4	541.0	547.5
Romania	968	477.8	132.6	112.3	83.1	103.1	125.3	856.3	225.9	210.6	202.4	206.5	206.8
Serbia, Republic of	942	43.3	12.7	8.4	14.7	13.2	10.5	31.0	8.9	9.0	11.7	12.1	11.0
Turkey	186	3,800.0	1,068.4	833.0	922.7	1,078.0	890.2	2,770.0	684.9	611.1	530.2	586.1	604.7
<b>CIS</b>	901	<b>6,611.3</b>	<b>1,797.3</b>	<b>1,447.1</b>	<b>1,368.3</b>	<b>1,648.5</b>	<b>1,758.0</b>	<b>8,221.1</b>	<b>2,101.3</b>	<b>1,657.6</b>	<b>1,542.4</b>	<b>1,728.6</b>	<b>2,077.1</b>
Armenia	911	30.0	7.7	7.3	10.7	20.1	9.7	0.4	0.1	0.1	0.1	0.1	0.1
Azerbaijan, Rep. of	912	37.4	11.7	6.7	3.0	5.9	8.7	0.3	0.1	0.0	0.1	0.0	0.1
Belarus	913	25.2	7.2	7.2	5.2	8.5	5.2	612.5	160.0	175.6	73.1	129.5	182.0
Georgia	915	278.1	118.7	53.5	63.9	90.4	74.2	33.5	15.2	4.3	2.3	1.4	0.9
Kazakhstan	916	158.2	41.3	34.5	36.5	39.3	36.4	209.1	59.2	32.1	31.2	28.1	30.7
Kyrgyz Republic	917	5.9	0.8	1.1	1.0	1.1	2.0	0.2	0.0	0.0	0.0	0.0	0.1
Moldova	921	9.7	2.4	2.3	2.7	2.4	2.6	3.8	0.9	0.7	0.6	1.0	0.7
Russian Federation	922	5,669.5	1,498.9	1,233.2	1,127.7	1,366.6	1,502.8	6,977.9	1,800.1	1,347.7	1,349.8	1,487.8	1,744.4
Tajikistan	923	21.2	10.2	11.1	5.1	10.0	10.0	0.1	0.0	0.0	0.0	0.0	0.0
Turkmenistan	925	4.1	0.7	0.4	0.1	0.3	0.2	0.3	0.1	0.1	0.0	....	0.0
Ukraine	926	312.9	84.6	75.9	88.2	91.0	94.2	377.0	64.1	96.3	84.2	79.5	117.4
Uzbekistan	927	59.1	13.1	13.9	24.2	12.9	12.1	5.9	1.5	0.7	1.0	1.0	0.8
Europe n.s.	884	149.9	39.5	37.0	22.5	24.0	35.7	512.6	135.4	132.7	130.7	197.5	259.0
<b>Mid East, N Africa, Pak</b>	440	<b>22,534.9</b>	<b>6,008.5</b>	<b>5,536.1</b>	<b>4,938.2</b>	<b>5,232.0</b>	<b>6,559.7</b>	<b>10,357.1</b>	<b>2,124.7</b>	<b>3,062.4</b>	<b>1,842.1</b>	<b>1,945.0</b>	<b>2,166.7</b>
Afghanistan, I.R. of	512	10.6	2.2	2.2	4.2	5.6	6.7	1.4	0.3	0.3	0.3	0.3	0.3
Algeria	612	2,534.4	696.2	633.1	517.5	664.2	779.9	1,970.4	313.1	533.8	376.8	461.5	655.7
Bahrain, Kingdom of	419	371.4	115.3	63.3	27.6	52.1	96.0	88.4	24.5	22.6	24.9	14.6	22.9
Djibouti	611	23.1	6.6	2.4	4.7	7.0	7.6	0.7	0.2	0.2	0.1	0.2	0.2
Egypt	469	3,486.4	1,052.2	797.2	853.3	689.3	877.1	209.7	59.9	47.2	27.9	48.9	77.7
Iran, I.R. of	429	2,452.4	593.2	705.1	647.0	668.5	1,111.9	48.0	12.0	12.0	9.9	40.1	27.8
Iraq	433	503.8	163.4	101.1	124.4	145.6	122.7	505.6	61.2	277.1	0.2	34.5	87.4
Jordan	439	491.2	123.8	129.2	110.9	117.2	122.6	20.6	5.1	6.3	4.8	6.0	7.8
Kuwait	443	476.2	122.5	118.1	88.2	126.5	122.5	479.5	57.0	150.1	86.3	89.5	72.0



# Western Hemisphere (205)

In Millions of U.S. Dollars

		Exports (FOB)						Imports (CIF)					
		2015	2015Q3	2015Q4	2016Q1	2016Q2	2016Q3	2015	2015Q3	2015Q4	2016Q1	2016Q2	2016Q3
Lebanon	446	483.9	125.1	148.3	93.8	115.5	159.4	34.4	13.2	8.5	1.0	2.4	1.1
Libya	672	257.4	58.7	45.8	42.0	58.7	100.5	0.4	0.0	0.1	0.0	0.1	28.4
Mauritania	682	167.4	40.3	59.4	42.4	23.8	39.8	0.7	0.3	0.1	0.1	0.1	0.1
Morocco	686	934.3	247.7	277.4	181.8	200.1	245.5	1,197.8	320.6	301.9	178.4	268.4	310.9
Oman	449	763.4	209.1	194.7	124.8	179.3	181.2	144.1	27.0	38.6	43.0	46.7	27.1
Pakistan	564	780.4	238.3	203.0	202.2	257.8	226.5	593.5	158.6	138.0	129.4	129.4	133.4
Qatar	453	385.8	88.6	85.7	78.3	61.4	138.3	1,271.6	318.2	387.3	248.6	223.4	166.5
Saudi Arabia	456	3,841.1	975.2	901.4	797.3	895.9	978.5	2,862.8	475.4	956.3	428.7	446.6	403.4
Somalia	726	37.8	4.5	13.4	19.3	12.9	24.0	0.1	0.0	0.0	0.0	0.0	0.0
Sudan	732	34.1	11.7	8.4	6.1	9.1	20.7	2.9	0.5	0.7	0.8	0.4	0.4
Syrian Arab Republic	463	236.4	56.7	66.7	54.0	58.6	69.3	5.3	1.3	1.6	1.2	1.1	1.0
Tunisia	744	464.5	123.9	75.8	96.4	102.3	75.5	102.9	24.0	17.9	20.5	25.5	20.1
United Arab Emirates	466	3,392.6	858.7	789.2	703.3	648.0	857.5	815.6	252.1	161.6	259.0	105.1	122.3
West Bank and Gaza	487	60.0	20.0	18.2	10.6	8.5	8.5	0.2	0.0	0.0	0.0	0.0	0.0
Yemen, Republic of	474	346.4	74.6	96.9	108.1	124.1	187.4	0.4	0.0	0.1	0.2	0.0	0.0
Middle East n.s.	489	....	....	....	....	....	....	0.0	0.0	0.0	0.0	0.0	0.0
<b>Sub-Saharan Africa</b>	<b>603</b>	<b>7,636.1</b>	<b>2,059.6</b>	<b>1,832.1</b>	<b>1,472.9</b>	<b>1,617.1</b>	<b>2,037.4</b>	<b>11,775.8</b>	<b>2,932.3</b>	<b>3,032.2</b>	<b>2,046.8</b>	<b>1,917.8</b>	<b>1,549.6</b>
Angola	614	735.4	218.7	182.7	106.8	117.9	188.5	181.7	40.3	35.7	44.5	17.3	55.4
Benin	638	131.3	31.8	15.7	19.5	18.2	29.0	1.2	0.5	0.4	0.0	0.0	0.0
Botswana	616	4.3	0.6	1.1	0.3	0.6	3.1	0.8	0.1	0.1	0.1	0.1	0.1
Burkina Faso	748	3.6	1.0	1.1	0.9	1.4	1.5	3.5	1.8	1.5	0.1	0.1	0.1
Burundi	618	0.2	0.1	0.2	0.1	0.1	0.1	0.3	0.0	0.0	0.0	0.0	0.0
Cabo Verde	624	29.1	6.4	6.2	5.0	6.3	8.4	0.6	0.0	0.1	0.1	0.1	0.2
Cameroon	622	156.8	31.8	56.7	48.8	47.2	49.5	6.5	1.4	2.0	1.7	1.7	1.4
Central African Rep.	626	2.4	0.9	0.4	2.6	2.8	1.2	0.3	0.1	0.1	0.2	0.1	0.1
Chad	628	1.3	0.1	0.3	0.6	0.5	0.7	0.4	0.0	0.3	0.8	0.8	0.9
Comoros	632	4.8	1.3	1.3	1.5	1.7	1.5	0.1	0.0	0.0	0.0	0.0	0.0
Congo, Dem. Rep. of	636	75.2	20.2	16.9	14.4	18.2	19.2	45.3	9.2	13.5	9.2	0.6	2.4
Congo, Republic of	634	125.2	45.1	24.2	16.4	27.9	24.8	353.4	101.0	84.7	92.6	77.4	75.9
Côte d'Ivoire	662	239.7	40.5	48.8	29.4	29.0	27.3	189.2	62.7	38.0	39.8	35.4	30.1
Equatorial Guinea	642	52.1	12.7	13.4	14.3	15.3	12.3	668.5	84.9	69.9	40.9	86.9	44.8
Eritrea	643	1.3	0.2	0.9	0.0	14.2	0.1	0.6	0.1	0.2	0.1	0.1	0.1
Ethiopia	644	27.8	3.5	9.7	3.2	5.9	5.3	15.9	4.1	3.5	2.1	2.3	2.4
Gabon	646	145.4	28.8	50.4	24.0	22.5	22.1	1,954.7	554.0	472.7	516.5	409.2	422.5
Gambia, The	648	84.2	21.5	22.3	18.3	23.6	16.6	0.7	0.2	0.2	0.2	0.1	0.2
Ghana	652	311.9	65.9	96.2	77.1	100.9	77.0	37.9	0.9	2.3	68.6	35.0	15.9
Guinea	656	61.9	14.2	5.8	9.4	14.4	11.4	0.3	0.0	0.1	0.0	0.0	0.0
Guinea-Bissau	654	4.3	2.1	0.5	0.2	0.7	0.8	0.5	0.0	0.5	0.4	0.6	0.0
Kenya	664	91.3	25.6	23.5	15.1	25.2	22.5	16.0	4.6	4.6	2.0	2.6	2.4
Lesotho	666	0.0	0.0	0.0	0.0	0.0	0.0	0.1	0.0	0.0	0.0	0.0	0.0
Liberia	668	97.8	26.4	19.5	19.8	20.0	19.9	9.7	0.8	5.8	0.7	0.7	0.9
Madagascar	674	43.8	15.6	7.5	10.4	11.6	17.6	8.8	1.8	1.2	1.1	1.1	1.2
Malawi	676	1.5	0.5	0.5	0.0	0.0	0.2	3.9	0.5	0.8	0.9	1.0	1.4
Mali	678	14.0	6.4	1.4	1.1	3.3	1.7	0.3	0.0	0.1	0.0	0.0	0.0
Mauritius	684	131.0	37.6	33.3	24.6	14.8	29.1	10.8	1.1	6.9	4.4	4.0	3.1
Mozambique	688	156.1	31.2	30.2	24.4	26.5	44.3	35.2	10.3	4.0	10.2	9.6	10.8
Namibia	728	434.4	124.2	94.8	60.9	79.7	81.4	2.1	0.4	0.6	0.6	0.4	0.5
Niger	692	17.4	4.1	7.2	2.8	3.2	2.9	0.5	0.2	0.1	0.1	0.1	0.1
Nigeria	694	1,048.1	285.5	237.6	215.9	248.5	287.6	6,617.6	1,608.2	1,926.9	922.8	933.7	543.7
Rwanda	714	1.2	0.3	0.3	0.7	0.9	0.9	0.0	0.0	0.0	0.0	0.0	0.0
São Tomé & Príncipe	716	1.9	0.5	0.4	0.4	0.6	0.6	0.2	0.1	0.1	0.1	0.1	0.1
Senegal	722	237.5	71.2	76.6	46.3	50.2	44.9	7.9	1.0	0.7	0.5	0.8	1.6
Seychelles	718	12.4	4.2	3.5	4.4	4.8	3.7	1.6	0.3	0.5	0.3	0.3	0.2
Sierra Leone	724	85.6	11.9	29.8	15.8	22.3	20.3	0.9	0.1	0.3	0.2	0.2	0.3
South Africa	199	2,506.3	714.4	568.3	527.1	469.5	675.7	1,155.9	289.0	260.6	178.3	181.7	223.8
South Sudan, Rep. of	733	0.4	0.3	0.1	0.0	....	0.2	....	....	....	....	....	....
Swaziland	734	20.3	4.5	3.8	5.0	4.3	4.4	12.9	9.0	1.2	1.2	1.2	1.4
Tanzania	738	27.9	5.3	7.8	5.6	4.4	6.4	10.6	3.8	3.0	3.0	3.2	3.4
Togo	742	93.4	18.5	18.6	15.4	16.8	24.9	6.7	2.2	0.0	0.0	0.0	0.0
Uganda	746	9.2	1.7	3.6	1.1	1.5	2.3	1.5	0.3	0.3	0.2	0.3	0.2

# Western Hemisphere (205)

In Millions of U.S. Dollars

		Exports (FOB)						Imports (CIF)					
		2015	2015Q3	2015Q4	2016Q1	2016Q2	2016Q3	2015	2015Q3	2015Q4	2016Q1	2016Q2	2016Q3
Zambia	754	9.7	3.3	1.9	2.0	1.5	3.4	15.9	15.5	0.1	0.0	0.0	0.0
Zimbabwe	698	23.0	3.6	10.4	3.6	3.7	4.2	27.0	21.4	1.6	1.5	1.5	1.8
Africa n.s.	799	373.6	115.7	96.6	78.0	134.4	237.8	367.1	100.2	86.9	100.6	107.4	100.1
<b>Western Hemisphere</b>	<b>205</b>	<b>152,208.5</b>	<b>38,765.3</b>	<b>35,659.0</b>	<b>31,702.3</b>	<b>35,350.8</b>	<b>38,934.3</b>	<b>169,196.9</b>	<b>43,412.9</b>	<b>40,404.6</b>	<b>33,669.4</b>	<b>36,428.1</b>	<b>38,376.6</b>
Anguilla	312	19.1	4.6	4.6	4.5	3.4	4.5	1.5	0.4	0.4	0.5	0.3	0.3
Antigua and Barbuda	311	136.6	35.6	28.8	59.1	49.6	30.4	41.6	10.6	9.2	10.4	9.8	9.8
Argentina	213	18,152.6	4,664.9	4,193.3	4,156.2	4,751.3	4,766.3	21,972.3	5,459.1	5,150.2	4,108.9	4,632.6	4,869.1
Aruba	314	1,291.9	203.8	282.7	183.0	201.1	251.2	163.5	30.1	69.6	52.9	49.4	50.7
Bahamas, The	313	1,381.4	361.3	219.8	106.2	96.2	132.5	440.8	135.0	91.2	101.4	89.1	184.9
Barbados	316	287.7	73.1	61.4	101.1	87.6	62.1	249.6	65.0	60.1	61.8	68.5	54.8
Belize	339	360.6	89.3	88.8	88.1	94.6	85.6	56.4	13.5	12.7	13.0	12.0	12.0
Bermuda	319	21.9	5.1	5.1	4.4	4.8	3.9	1.0	0.2	0.2	0.2	0.2	0.2
Bolivia	218	4,351.5	1,068.0	1,162.8	981.5	1,071.3	1,123.5	5,455.5	1,404.0	1,249.0	1,063.4	985.1	985.5
Brazil	223	26,661.6	6,737.3	5,744.7	5,236.6	6,153.4	7,684.3	39,694.2	10,762.6	10,090.9	7,947.0	8,783.3	9,494.1
Chile	228	12,592.7	3,509.4	2,943.3	2,717.4	3,030.2	3,507.6	10,644.7	2,748.7	2,669.1	2,086.3	2,462.9	2,277.9
Colombia	233	9,686.0	2,392.8	2,437.1	2,120.2	2,305.2	2,370.1	11,851.1	2,787.7	2,713.7	2,405.9	2,508.1	2,653.2
Costa Rica	238	2,936.7	759.2	764.2	712.8	782.2	762.5	3,497.6	883.8	884.3	743.1	811.4	807.5
Curacao	354	36.2	8.6	11.3	16.1	14.8	14.1	291.7	74.1	70.4	59.4	62.6	61.2
Dominica	321	52.4	12.6	10.0	30.8	25.4	12.7	77.5	22.7	16.6	15.5	19.2	13.0
Dominican Republic	243	3,121.4	832.1	835.6	802.6	873.4	887.0	739.6	199.8	186.2	165.7	175.9	186.0
Ecuador	248	4,341.5	1,016.7	989.1	846.5	966.5	1,045.0	4,464.8	1,184.6	1,126.7	928.5	1,058.0	1,068.7
El Salvador	253	3,074.8	767.2	781.9	725.6	767.5	730.0	2,443.7	620.9	633.9	560.6	611.5	581.6
Falkland Islands	323	0.1	0.0	0.1	....	....	....	0.0	0.0	0.0	0.0	0.0	0.0
Greenland	326	0.1	0.0	0.0	0.0	0.1	0.0	0.1	0.0	0.0	0.0	0.0	0.0
Grenada	328	63.9	16.7	13.8	26.3	22.4	14.0	17.4	4.4	4.5	4.0	3.8	3.8
Guatemala	258	4,265.6	1,101.6	1,070.7	987.8	1,063.2	1,043.3	4,088.7	1,016.7	1,024.2	924.5	984.3	1,009.7
Guyana	336	416.0	101.9	89.2	84.8	88.1	86.5	249.2	63.2	58.1	53.2	47.6	50.6
Haiti	263	1,321.6	334.0	286.4	327.8	347.6	373.6	82.5	21.2	21.9	19.8	24.1	24.8
Honduras	268	3,062.4	749.3	765.6	767.5	810.1	795.0	2,055.8	503.1	443.7	483.5	543.7	552.8
Jamaica	343	1,176.3	290.4	256.6	273.6	275.7	318.2	148.0	38.6	36.2	35.8	32.9	31.1
Mexico	273	9,642.5	2,503.4	2,380.3	2,246.7	2,585.7	2,628.1	24,510.4	6,460.1	5,704.0	4,986.8	5,095.6	5,442.6
Montserrat	351	3.2	0.8	0.7	3.3	2.7	1.6	0.3	0.1	0.1	0.1	0.1	0.1
Netherlands Antilles	353	3,882.0	1,003.8	766.0	505.0	649.3	741.4	1,129.6	191.6	186.8	219.5	248.5	248.2
Nicaragua	278	3,160.8	834.7	799.4	784.7	837.4	815.4	1,614.8	420.5	402.9	403.9	414.4	400.1
Panama	283	6,709.4	1,541.3	1,654.7	1,121.1	1,264.6	1,287.5	3,870.0	1,016.4	969.2	618.0	647.7	670.4
Paraguay	288	4,322.4	1,184.7	1,000.4	834.9	958.3	1,199.3	2,779.6	718.3	680.5	570.5	681.5	793.2
Peru	293	8,602.2	2,237.9	2,171.9	1,928.9	2,096.7	2,290.1	6,535.5	1,646.7	1,539.0	1,263.1	1,534.9	1,696.8
Sint Maarten	352	2.0	0.4	0.5	0.7	0.7	0.5	3.5	0.9	0.9	0.8	0.9	0.9
St. Kitts and Nevis	361	51.7	13.5	11.0	28.7	23.8	13.5	7.8	2.1	1.9	2.5	2.3	2.0
St. Lucia	362	999.0	184.5	241.2	199.4	162.5	276.8	198.0	51.3	45.3	38.8	37.7	36.4
St. Vincent & Grens.	364	63.7	15.6	14.3	14.5	14.1	13.5	45.1	11.7	11.6	11.7	10.3	10.2
Suriname	366	360.4	91.8	77.7	69.3	67.8	66.0	102.7	25.2	25.4	26.9	25.0	24.5
Trinidad and Tobago	369	1,096.4	279.3	212.9	210.8	228.6	215.3	6,165.0	1,385.9	1,222.7	1,183.1	1,185.7	1,234.0
Uruguay	298	4,774.3	1,157.0	1,153.9	893.4	988.9	1,330.0	3,406.6	858.3	910.0	755.4	866.5	996.9
Venezuela, Rep. Bol.	299	8,414.7	2,255.3	1,861.1	1,214.7	1,319.6	1,603.8	2,734.2	616.7	555.8	667.7	669.3	753.6
Western Hem. n.s.	399	1,311.1	325.9	265.8	286.0	264.4	347.8	7,365.0	1,957.2	1,525.5	1,075.3	1,031.7	1,083.6
<b>Other Countries n.i.e</b>	<b>910</b>	<b>3,040.0</b>	<b>823.7</b>	<b>684.8</b>	<b>507.5</b>	<b>565.2</b>	<b>620.2</b>	<b>688.4</b>	<b>193.7</b>	<b>150.8</b>	<b>98.4</b>	<b>107.3</b>	<b>120.0</b>
Cuba	928	2,982.8	797.9	680.1	499.5	560.1	612.7	546.3	141.0	125.8	75.3	87.1	100.3
Korea, Dem. People's Rep.	954	57.2	25.8	4.7	8.1	5.1	7.5	142.1	52.7	25.1	23.1	20.2	19.7
<b>Special Categories</b>	<b>899</b>	<b>2,918.5</b>	<b>748.8</b>	<b>578.6</b>	<b>469.7</b>	<b>561.9</b>	<b>611.0</b>	<b>5,062.5</b>	<b>1,355.6</b>	<b>1,336.1</b>	<b>977.7</b>	<b>913.0</b>	<b>937.0</b>
<b>Countries &amp; Areas n.s.</b>	<b>898</b>	<b>4,537.3</b>	<b>1,198.9</b>	<b>932.6</b>	<b>1,000.8</b>	<b>1,145.3</b>	<b>1,334.1</b>	<b>3,194.0</b>	<b>734.9</b>	<b>734.7</b>	<b>761.2</b>	<b>791.5</b>	<b>791.8</b>
<b>Memorandum Items</b>													
Africa	605	11,831.3	3,190.3	2,901.9	2,341.0	2,636.7	3,230.3	15,051.4	3,591.1	3,886.8	2,623.5	2,673.9	2,536.9
Middle East	405	17,548.3	4,637.0	4,261.0	3,863.6	3,949.0	5,133.5	6,486.6	1,307.0	2,069.4	1,135.7	1,059.2	1,045.6
European Union	998	94,983.3	23,777.0	22,295.4	20,923.7	23,697.4	25,328.2	138,586.8	35,797.0	33,780.7	29,381.3	31,277.9	32,749.7
Export earnings: fuel	080	51,213.0	13,115.8	12,187.3	10,182.5	11,365.4	13,122.7	55,822.7	13,167.8	13,378.0	10,725.4	10,909.6	11,227.2
Export earnings: nonfuel	092	849,834.5	215,495.8	206,431.4	186,503.2	209,824.2	214,561.8	976,656.7	251,957.0	237,270.8	206,610.1	220,911.0	230,519.4

# European Union (998)

In Millions of U.S. Dollars

		Exports (FOB)						Imports (CIF)					
		2015	2015Q3	2015Q4	2016Q1	2016Q2	2016Q3	2015	2015Q3	2015Q4	2016Q1	2016Q2	2016Q3
IFS World		....	....	....	....	....	....	....	....	....	....	....	....
World	001	5,386,418.8						5,237,888.8					
Advanced Economies	110	4,029,979.9	988,860.8		991,662.8		984,304.5	3,742,116.4	915,197.8	951,159.8	923,349.3	985,813.0	923,725.9
Euro Area	163	2,463,204.0	600,261.2	616,603.1	615,520.5	648,472.7	601,646.8	2,553,840.3	624,534.9	650,753.0	629,420.1	670,120.1	622,654.1
Austria	122	122,326.6	30,907.7	30,829.6	30,471.8	32,416.1	31,427.9	108,671.6	27,153.8	28,308.0	26,474.0	28,164.8	27,032.1
Belgium	124	229,577.8	56,082.9	56,683.1	55,852.6	59,141.7	55,375.2	272,119.2	67,589.5	67,776.0	68,223.3	70,930.7	67,226.6
Cyprus	423	5,939.2	1,494.4	1,416.6	1,329.2	1,462.1	1,506.4	1,978.2	485.4	444.3	438.0	491.2	414.5
Estonia	939	12,047.3	3,033.6	2,969.0	3,028.3	3,357.3	3,122.6	8,840.9	2,180.3	2,244.8	2,181.2	2,422.9	2,256.5
Finland	172	43,891.2	10,543.5	11,207.2	10,717.9	11,732.6	10,795.0	38,471.9	9,731.0	9,901.8	8,784.7	9,648.2	9,518.7
France	132	411,142.2	97,373.4	103,983.4	104,023.1	108,036.1	96,899.3	303,847.8	71,822.7	77,991.9	74,926.0	79,852.2	70,698.2
Germany	134	700,581.6	173,336.8	173,045.1	176,524.6	182,772.4	172,098.1	747,677.1	183,880.5	189,568.4	185,851.7	199,123.9	184,847.3
Greece	174	25,914.2	5,606.3	6,619.5	6,568.9	7,039.1	6,522.7	14,021.4	3,482.8	3,400.8	3,440.3	3,569.6	3,532.2
Ireland	178	49,331.7	11,986.3	13,411.3	11,878.7	12,212.0	11,760.8	79,548.2	19,472.1	21,528.4	18,895.3	18,647.7	18,031.1
Italy	136	242,570.3	57,413.7	60,195.1	62,637.3	66,080.3	59,589.9	238,857.7	58,614.2	60,734.0	59,267.1	65,236.9	59,014.4
Latvia	941	12,033.4	3,191.1	2,988.3	2,676.8	3,057.3	3,011.7	8,136.1	2,066.7	2,123.8	1,917.5	2,067.7	2,134.9
Lithuania	946	16,748.6	4,270.2	4,270.3	4,009.8	4,721.9	4,422.9	14,833.9	3,751.4	3,789.7	3,439.6	3,786.8	3,819.2
Luxembourg	137	18,299.0	4,319.6	4,488.0	4,287.4	4,716.5	4,286.1	16,503.1	4,077.3	4,271.3	4,062.3	4,256.5	3,912.5
Malta	181	5,246.6	1,332.5	1,350.5	1,121.1	1,428.4	1,247.1	1,830.0	476.2	464.5	504.0	508.5	496.6
Netherlands	138	248,648.1	61,867.7	62,142.7	60,611.0	63,543.4	61,480.3	409,522.6	99,995.8	103,568.1	97,860.5	101,613.7	98,433.6
Portugal	182	49,493.5	12,076.4	12,166.9	12,308.5	13,445.6	12,490.2	36,456.8	8,902.3	9,127.2	8,982.6	9,845.6	9,158.1
Slovak Republic	936	59,137.6	14,845.1	15,364.0	14,726.7	15,476.0	14,181.8	58,777.6	14,419.2	15,548.0	14,472.3	16,014.9	14,810.6
Slovenia	961	21,067.3	5,171.4	5,321.3	5,212.2	5,744.0	5,378.3	22,222.2	5,478.9	5,677.5	5,585.0	6,043.4	5,643.8
Spain	184	189,207.7	45,408.5	48,151.1	47,534.5	52,090.1	46,050.6	171,523.9	40,954.8	44,284.5	44,114.6	47,895.0	41,673.2
Australia	193	34,914.5	9,150.8	8,781.5	7,817.0	9,410.3	9,317.5	10,614.8	2,689.6	2,629.2	3,040.7	4,426.7	4,053.6
Canada	156	38,949.9	9,942.6	9,532.8	9,100.0	10,135.5	10,019.9	31,418.5	7,377.7	7,433.8	8,057.2	7,609.7	8,408.5
China,P.R.: Hong Kong	532	39,142.1	8,967.5	10,335.8	9,660.7	9,060.5	9,116.3	15,789.6	4,070.2	4,486.9	4,080.3	5,309.4	5,971.5
China,P.R.: Macao	546	835.7	152.9	287.0	207.5	149.1	161.6	102.2	26.1	23.3	23.8	22.1	26.2
Czech Republic	935	107,207.8	26,773.6	27,573.3	26,815.0	29,003.0	27,123.0	123,945.5	30,424.9	32,905.4	31,911.4	33,956.4	30,905.0
Denmark	128	62,192.9	15,060.3	15,960.6	15,775.8	16,496.7	15,491.0	55,427.0	13,940.7	14,079.6	13,282.4	14,227.7	13,693.2
Iceland	176	2,784.7	693.0	736.6	763.0	1,126.5	1,061.7	3,617.8	807.2	831.0	823.3	811.9	727.8
Israel	436	20,964.7	5,063.0	6,031.1	5,715.2	6,049.7	5,695.5	14,862.9	3,195.8	3,336.7	3,956.3	3,894.6	3,397.2
Japan	158	62,673.7	16,309.1	16,890.4	14,677.0	15,780.2	16,556.7	66,383.0	16,102.6	16,683.8	18,107.0	18,910.2	18,394.8
Korea, Republic of	542	52,961.9	12,668.8	13,316.0	11,540.2	12,320.9	11,873.0	47,002.4	11,730.4	11,956.3	10,586.1	12,844.1	10,789.5
New Zealand	196	5,136.0	1,396.5	1,258.7	1,100.3	1,331.3	1,390.3	3,877.8	1,001.5	814.0	879.1	1,167.2	933.5
Norway	142	54,062.5	12,816.2	13,641.9	12,393.3	14,120.4	13,333.1	82,271.1	20,462.4	19,560.3	16,511.5	17,356.8	16,593.5
San Marino	135	272.1	60.8	58.1	79.8	69.9	62.3	84.3	17.6	22.8	22.1	23.9	18.9
Singapore	576	32,927.4	8,279.8	8,361.4	8,494.0	8,682.4	8,461.6	21,023.8	5,255.7	5,234.3	5,265.3	5,090.7	5,712.5
Sweden	144	100,407.2	24,281.1	26,152.7	25,090.5	27,008.7	24,414.4	88,704.1	21,356.4	22,549.0	21,659.4	22,712.4	20,770.3
Switzerland	146	168,283.3	40,910.2	44,192.7	39,238.2	37,469.9	38,121.5	114,647.3	28,044.0	29,325.4	30,243.2	37,919.7	38,299.0
Taiwan Prov.of China	528	20,392.8	5,300.6	4,776.6	4,738.0	5,223.5	5,981.5	28,363.8	7,124.7	7,115.0	7,173.2	7,482.7	7,162.7
United Kingdom	112	350,948.5	87,536.0	87,995.0	87,041.4	89,343.6	86,601.5	203,768.3	50,822.9	52,734.3	48,539.2	50,851.5	48,076.8
United States	111	411,678.0	103,226.7	102,522.4	95,887.4	106,873.3	97,866.0	276,369.9	66,212.2	68,685.4	69,766.3	71,074.6	67,137.1
Vatican	187	40.3	10.2	10.3	8.0	8.9	9.2	1.8	0.4	0.4	1.5	0.5	0.4
Emerg. & Dev. Economies	200	1,311,180.8	325,831.3	331,297.2	300,864.8	335,444.8	318,948.3	1,472,853.3	370,886.5	362,613.7	344,687.8	358,169.5	364,491.6
Emerg. & Dev. Asia	505	299,667.0	74,474.0	76,492.4	68,619.0	77,406.3	74,361.2	565,354.1	146,646.5	143,525.2	140,173.5	134,393.8	144,392.9
American Samoa	859	3.4	0.4	1.5	1.2	0.8	2.0	1.1	0.1	0.7	0.0	0.1	4.6
Bangladesh	513	2,719.0	623.2	649.1	696.4	697.5	763.2	16,809.4	4,493.1	3,842.4	4,766.1	4,373.0	4,871.4
Bhutan	514	70.4	3.5	5.8	3.6	6.1	4.4	56.8	42.9	4.0	0.7	2.1	0.8
Brunei Darussalam	516	961.7	175.7	607.9	77.9	107.7	73.8	44.7	2.4	1.9	3.4	19.7	20.3
Cambodia	522	513.5	136.0	150.9	156.6	161.8	143.0	4,534.5	1,320.6	1,139.0	1,257.3	1,183.6	1,447.2
China,P.R.: Mainland	924	188,779.9	47,633.2	47,447.1	42,854.5	48,480.9	46,249.3	389,251.2	101,026.9	100,875.3	94,873.1	89,055.6	99,062.1
Fiji	819	193.2	10.8	158.9	16.8	14.4	25.8	96.6	16.1	42.7	26.5	4.7	26.0
F.T. French Polynesia	887	697.7	162.2	213.5	161.2	178.9	196.9	35.9	12.4	7.4	9.2	7.5	11.5
F.T. New Caledonia	839	1,081.0	270.3	280.9	282.7	265.6	260.1	239.2	56.7	39.4	37.7	48.3	43.6
Guam	829	44.4	10.5	12.7	10.5	12.5	9.9	0.9	0.1	0.4	0.3	0.2	0.1
India	534	42,251.3	10,221.0	10,266.2	9,975.9	10,881.6	10,492.7	43,780.3	10,990.7	10,006.1	11,415.0	11,201.7	10,779.8
Indonesia	536	11,033.1	2,621.6	3,325.8	2,793.6	2,830.3	2,874.3	16,994.9	4,252.3	4,070.8	4,171.5	4,183.6	3,879.7
Kiribati	826	3.5	0.5	0.5	1.1	1.2	0.7	0.2	0.0	0.0	0.0	0.1	0.0
Lao People's Dem.Rep	544	135.8	33.1	51.7	31.5	21.4	34.6	265.1	75.1	55.9	75.3	58.0	77.5

# European Union (998)

In Millions of U.S. Dollars

		Exports (FOB)						Imports (CIF)					
		2015	2015Q3	2015Q4	2016Q1	2016Q2	2016Q3	2015	2015Q3	2015Q4	2016Q1	2016Q2	2016Q3
Malaysia	548	14,823.4	3,463.2	3,632.1	3,394.7	4,164.6	3,496.2	25,243.7	6,366.9	6,373.3	5,957.8	6,153.3	6,003.8
Maldives	556	163.7	39.3	57.5	44.7	44.5	42.8	107.7	27.8	23.3	23.0	23.6	12.0
Marshall Islands	867	1,325.2	534.2	288.3	225.0	770.3	565.3	364.9	107.8	130.9	133.4	7.4	62.3
Micronesia	868	1.2	0.2	0.5	0.1	0.4	1.2	0.6	0.2	0.1	0.3	0.1	0.0
Mongolia	948	353.3	97.7	97.5	63.5	96.0	102.7	92.7	22.2	23.6	20.8	14.4	20.2
Myanmar	518	606.1	179.8	171.2	156.6	140.1	169.6	748.6	255.9	189.4	227.3	220.9	334.7
Nauru	836	0.8	0.1	0.2	0.2	0.1	0.2	0.7	0.0	0.2	0.0	0.1	0.0
Nepal	558	300.2	46.0	43.8	36.6	43.4	38.4	109.6	32.9	29.2	23.2	26.5	28.6
Palau	565	2.9	0.7	1.6	0.4	0.2	0.4	0.1	0.0	0.0	5.5	0.0	1.9
Papua New Guinea	853	183.1	33.3	71.2	80.2	42.9	48.1	829.0	248.1	183.1	133.2	203.0	211.0
Philippines	566	6,811.4	1,658.7	1,565.6	1,640.3	1,743.2	1,693.5	7,739.8	1,970.0	1,901.7	1,824.2	1,976.5	1,754.1
Samoa	862	3.2	0.6	1.4	1.0	1.4	1.0	2.6	0.5	0.4	0.3	0.5	0.3
Solomon Islands	813	7.7	1.5	1.8	1.9	1.2	0.6	75.6	12.8	20.6	11.6	18.7	21.1
Sri Lanka	524	2,324.9	499.2	865.4	370.7	371.7	377.8	2,917.1	745.5	710.9	731.6	721.5	734.4
Thailand	578	14,812.7	3,476.0	3,784.0	3,493.1	3,779.6	3,919.1	21,703.6	5,569.5	5,409.6	5,671.4	5,807.1	5,615.1
Timor-Leste	537	33.7	5.3	5.9	2.7	2.6	4.2	6.7	0.5	2.0	1.6	0.9	0.6
Tonga	866	4.8	1.8	0.6	0.3	16.1	0.4	0.4	0.0	0.1	0.0	0.1	0.3
Tuvalu	869	0.6	0.1	0.0	0.0	0.1	0.1	0.6	0.4	0.0	0.0	0.0	0.0
Vanuatu	846	15.5	5.8	4.4	2.6	6.3	8.8	14.5	0.9	11.9	2.7	1.7	5.9
Vietnam	582	9,327.8	2,509.6	2,703.2	2,028.9	2,496.5	2,742.8	33,262.6	8,992.4	8,423.4	8,760.1	9,068.5	9,356.2
Asia n.s.	598	77.0	18.8	23.6	12.0	24.2	17.3	22.3	2.7	5.4	9.1	11.0	5.9
<b>Europe</b>	<b>170</b>	<b>555,511.3</b>	<b>139,815.7</b>	<b>139,788.0</b>	<b>132,786.6</b>	<b>146,956.9</b>	<b>141,384.9</b>	<b>580,463.0</b>	<b>143,028.3</b>	<b>143,016.9</b>	<b>136,173.9</b>	<b>146,987.5</b>	<b>141,829.6</b>
<b>Emerg. &amp; Dev. Europe</b>	<b>903</b>	<b>431,454.2</b>	<b>107,137.0</b>	<b>107,960.0</b>	<b>106,337.2</b>	<b>116,202.1</b>	<b>109,168.6</b>	<b>377,492.1</b>	<b>93,719.6</b>	<b>97,878.2</b>	<b>96,409.8</b>	<b>102,848.5</b>	<b>97,982.8</b>
Albania	914	2,791.4	692.2	776.3	635.8	838.7	761.8	1,291.9	328.1	333.1	342.1	368.3	344.1
Bosnia and Herzegovina	963	5,624.5	1,443.4	1,422.1	1,315.3	1,541.6	1,499.1	3,873.1	1,002.8	963.0	986.1	1,106.2	1,046.1
Bulgaria	918	19,211.3	4,722.6	4,860.8	4,635.6	4,928.4	4,991.5	15,920.0	4,036.7	3,920.3	3,869.4	4,283.5	4,416.4
Croatia	960	15,264.9	3,839.5	3,827.5	3,884.5	4,252.3	4,031.8	7,407.2	1,911.6	1,974.2	1,768.7	2,142.5	2,079.8
Faroe Islands	816	620.4	155.1	160.7	177.7	164.4	175.8	583.1	146.1	160.6	208.7	180.5	155.9
Gibraltar	823	5,042.2	1,056.0	1,172.9	919.4	1,071.2	1,142.7	355.4	93.9	65.4	42.2	114.9	73.3
Hungary	944	70,293.9	17,702.9	17,306.0	17,424.9	18,845.0	18,059.6	74,696.3	18,458.9	19,350.6	18,337.9	20,247.4	19,137.8
Kosovo	967	846.1	226.6	221.3	193.7	252.2	246.1	115.8	36.1	24.2	18.7	19.8	19.5
Macedonia, FYR	962	4,558.5	1,133.5	1,229.9	1,113.0	1,309.5	1,239.1	3,731.5	933.3	971.1	1,004.1	1,024.7	1,055.5
Montenegro	943	971.3	270.7	220.5	232.1	335.2	298.1	158.8	35.3	49.0	39.0	55.2	34.8
Poland	964	153,106.4	38,391.0	38,810.3	38,473.9	41,046.5	39,181.2	150,623.4	37,258.9	39,479.9	38,343.1	40,344.8	38,755.6
Romania	968	53,211.4	13,400.2	13,851.7	13,496.5	14,603.4	14,195.4	41,632.1	10,540.4	10,638.5	10,514.5	11,322.6	11,109.8
Serbia, Republic of	942	12,366.9	3,179.9	3,129.3	3,046.9	3,456.0	3,199.1	8,733.6	2,180.6	2,159.1	2,247.9	2,575.3	2,391.1
Turkey	186	87,545.1	20,923.5	20,970.5	20,787.8	23,557.7	20,147.3	68,369.8	16,756.8	17,789.1	18,687.5	19,062.8	17,363.1
<b>CIS</b>	<b>901</b>	<b>122,809.5</b>	<b>32,357.1</b>	<b>31,470.0</b>	<b>26,144.5</b>	<b>30,456.5</b>	<b>31,881.1</b>	<b>202,912.3</b>	<b>49,293.6</b>	<b>45,123.1</b>	<b>39,744.3</b>	<b>44,120.7</b>	<b>43,828.7</b>
Armenia	911	697.6	188.3	175.3	156.2	168.0	172.8	338.3	104.2	74.9	82.4	105.3	93.1
Azerbaijan, Rep. of	912	3,830.0	1,253.7	676.4	533.1	543.5	504.2	11,866.9	3,070.5	2,374.0	1,811.9	2,177.5	2,352.1
Belarus	913	6,317.9	1,608.0	1,629.9	1,157.2	1,440.1	1,405.3	4,130.2	969.1	848.9	863.5	903.7	810.6
Georgia	915	2,039.4	545.8	510.8	455.0	563.6	590.4	816.8	171.0	203.0	114.3	131.5	173.3
Kazakhstan	916	6,862.2	1,746.9	1,681.7	1,399.4	1,530.7	1,505.2	18,027.6	4,224.3	3,668.8	3,276.8	3,520.8	3,654.3
Kyrgyz Republic	917	298.7	65.6	64.4	50.3	73.5	58.8	56.0	11.3	14.4	12.5	48.6	9.6
Moldova	921	2,292.7	581.7	561.3	479.1	585.1	583.1	1,356.0	337.7	349.7	307.0	337.9	360.0
Russian Federation	922	81,756.5	21,581.1	20,855.5	17,163.5	20,352.8	21,513.0	151,288.1	36,790.7	33,571.1	29,453.5	33,038.5	32,640.6
Tajikistan	923	183.1	41.1	54.6	24.2	38.6	68.3	64.8	11.6	18.4	26.0	40.0	26.6
Turkmenistan	925	1,210.4	354.4	364.9	238.6	400.0	315.0	472.3	153.2	117.6	82.2	206.9	218.8
Ukraine	926	15,560.5	3,927.6	4,423.6	4,080.2	4,306.2	4,684.8	14,222.9	3,383.4	3,800.8	3,660.6	3,568.8	3,447.3
Uzbekistan	927	1,760.5	462.9	471.6	407.8	454.4	480.2	272.3	66.5	81.5	53.5	41.2	42.4
Europe n.s.	884	1,247.6	321.7	358.0	304.9	298.4	335.2	58.7	15.1	15.6	19.8	18.2	18.1
<b>Mid East, N Africa, Pak</b>	<b>440</b>	<b>240,552.6</b>	<b>56,616.2</b>	<b>62,598.9</b>	<b>54,961.3</b>	<b>60,123.0</b>	<b>53,174.5</b>	<b>135,999.0</b>	<b>33,394.9</b>	<b>31,269.9</b>	<b>28,091.0</b>	<b>30,354.8</b>	<b>32,279.8</b>
Afghanistan, I.R. of	512	346.3	76.5	74.5	78.3	71.0	66.8	33.3	8.4	7.6	5.3	11.8	6.0
Algeria	612	24,616.5	5,622.0	6,465.7	5,584.0	6,062.3	5,052.5	23,208.8	5,352.6	5,343.0	4,209.2	4,062.6	4,809.5
Bahrain, Kingdom of	419	1,932.0	435.3	466.3	433.7	487.5	522.2	874.6	194.7	150.3	201.1	148.6	197.5
Djibouti	611	340.7	90.3	83.6	112.3	92.1	78.3	16.5	4.2	3.5	4.8	6.1	5.0
Egypt	469	22,615.5	5,003.7	5,485.8	5,328.5	6,293.2	5,545.7	8,060.0	2,072.0	1,674.3	1,840.9	1,949.6	1,679.3
Iran, I.R. of	429	7,156.5	1,689.4	1,955.7	1,778.4	2,212.8	2,301.5	1,370.3	284.5	367.8	447.8	1,272.3	2,195.9
Iraq	433	5,023.4	1,234.5	1,160.6	1,032.4	933.6	831.6	13,418.9	3,757.1	3,629.6	2,165.1	2,596.9	3,492.5
Jordan	439	4,411.8	1,073.8	1,132.7	1,109.5	1,204.8	1,047.4	427.7	90.9	87.9	82.2	96.4	92.1

# European Union (998)

In Millions of U.S. Dollars

		Exports (FOB)						Imports (CIF)					
		2015	2015Q3	2015Q4	2016Q1	2016Q2	2016Q3	2015	2015Q3	2015Q4	2016Q1	2016Q2	2016Q3
Kuwait	443	6,638.6	1,510.5	1,746.9	1,435.7	1,557.3	1,392.1	4,655.8	1,351.9	1,068.1	697.6	664.2	1,099.6
Lebanon	446	7,428.1	1,841.0	1,810.6	1,736.7	1,912.7	1,817.1	453.2	121.7	115.9	116.9	125.5	102.4
Libya	672	4,631.2	1,146.5	978.3	790.3	1,069.2	937.5	8,359.0	1,896.7	1,650.7	1,057.7	1,155.2	1,251.6
Mauritania	682	814.0	194.8	201.4	183.3	204.3	150.1	527.9	108.1	125.5	123.8	111.2	101.7
Morocco	686	20,099.7	4,558.9	5,423.3	5,697.1	6,418.9	5,213.3	13,810.3	3,007.8	3,515.1	4,362.5	3,998.5	3,024.7
Oman	449	5,077.0	1,160.7	1,473.3	1,191.8	1,113.6	1,193.8	706.9	158.3	135.0	96.7	92.8	147.2
Pakistan	564	4,902.3	1,190.4	1,386.4	1,208.9	1,414.3	1,461.1	6,737.5	1,748.8	1,575.7	1,780.9	1,766.1	1,781.1
Qatar	453	11,654.7	2,278.0	3,467.1	2,902.5	2,332.8	2,555.3	8,375.5	1,867.8	1,905.6	1,529.2	1,307.6	1,484.9
Saudi Arabia	456	44,494.2	10,336.9	11,650.3	9,104.8	9,861.7	8,342.9	23,718.3	6,374.6	4,707.9	4,223.6	5,206.6	5,778.5
Somalia	726	107.5	28.5	32.2	18.4	30.1	29.6	9.6	2.8	2.7	4.4	4.8	2.4
Sudan	732	1,050.3	222.6	258.2	211.3	239.4	253.9	236.7	73.3	36.2	49.1	74.3	43.2
Syrian Arab Republic	463	556.4	114.7	185.6	111.2	113.8	98.4	95.7	24.0	21.5	15.1	19.1	17.6
Tunisia	744	11,924.9	2,788.7	2,848.8	2,908.8	3,153.9	2,628.3	10,537.1	2,377.9	2,588.1	2,638.7	2,807.8	2,356.3
United Arab Emirates	466	53,676.0	13,838.5	14,128.6	11,744.6	13,070.2	11,454.9	10,326.0	2,511.4	2,549.6	2,431.5	2,865.4	2,602.4
West Bank and Gaza	487	215.7	51.3	51.1	62.7	75.4	74.9	18.0	2.3	5.5	4.5	5.7	3.0
Yemen, Republic of	474	839.2	128.4	131.8	196.0	198.3	125.2	21.3	3.1	2.9	2.4	5.6	5.3
<b>Sub-Saharan Africa</b>	<b>603</b>	<b>83,968.1</b>	<b>21,030.1</b>	<b>20,106.9</b>	<b>17,042.0</b>	<b>19,117.0</b>	<b>18,414.9</b>	<b>82,785.7</b>	<b>20,216.8</b>	<b>19,283.2</b>	<b>16,000.6</b>	<b>19,144.7</b>	<b>19,151.9</b>
Angola	614	5,396.5	1,378.3	1,213.8	759.1	906.7	915.5	8,842.4	2,192.0	1,961.4	982.7	1,028.0	1,745.1
Benin	638	1,124.5	260.0	241.0	187.3	195.8	137.9	51.2	10.9	15.9	20.0	7.5	10.6
Botswana	616	304.6	73.8	84.6	74.3	76.5	147.5	1,669.8	328.4	335.8	461.6	753.8	609.2
Burkina Faso	748	739.9	209.7	172.5	165.2	170.7	155.9	64.9	14.8	20.4	25.6	33.9	31.3
Burundi	618	119.7	25.1	34.3	17.3	31.1	26.3	43.3	7.4	12.0	9.4	6.8	4.3
Cabo Verde	624	431.1	95.9	102.7	104.1	146.9	136.9	70.3	14.7	15.3	20.0	20.7	19.2
Cameroon	622	1,751.3	393.5	412.9	384.7	484.0	428.9	2,000.6	558.7	455.8	464.0	489.8	546.6
Central African Rep.	626	124.4	38.3	32.9	33.4	25.9	30.9	13.4	3.1	3.6	4.7	6.5	3.4
Chad	628	335.8	67.9	66.3	82.5	49.0	57.8	123.5	71.1	15.6	29.7	7.5	47.5
Comoros	632	49.3	10.7	10.9	15.9	19.0	14.2	12.2	3.4	3.2	3.9	4.2	2.9
Congo, Dem. Rep. of	636	1,246.4	310.1	294.0	224.7	247.1	200.8	767.9	178.9	209.5	273.4	312.5	213.6
Congo, Republic of	634	1,946.9	574.6	378.2	405.6	270.0	339.0	1,995.6	423.7	585.9	274.8	262.7	295.4
Côte d'Ivoire	662	2,963.4	714.6	754.3	677.1	722.2	614.0	4,720.2	1,126.7	1,246.2	1,142.9	1,422.2	1,181.9
Equatorial Guinea	642	899.2	164.1	385.1	131.5	133.4	114.9	2,491.8	490.7	597.2	241.7	353.6	388.1
Eritrea	643	70.1	20.5	15.7	17.2	14.3	11.4	46.5	13.5	11.6	7.2	5.5	1.3
Ethiopia	644	2,001.5	473.1	479.1	539.5	649.6	661.6	788.6	234.4	178.7	213.6	182.7	200.7
Gabon	646	1,168.0	290.0	272.3	233.2	235.5	224.7	1,766.5	398.5	476.8	258.5	305.9	319.4
Gambia, The	648	170.2	45.7	41.0	37.4	39.3	38.9	19.2	6.6	1.3	5.0	4.0	5.1
Ghana	652	3,368.3	755.2	924.9	783.8	917.6	786.7	2,934.7	736.8	804.3	468.9	668.3	650.4
Guinea	656	963.7	237.2	245.9	241.4	270.6	261.2	718.6	161.9	150.6	170.9	178.6	168.2
Guinea-Bissau	654	129.6	32.0	33.2	39.0	31.4	38.5	2.3	0.9	0.4	5.8	0.2	0.4
Kenya	664	2,447.6	554.2	593.8	506.8	528.4	508.8	1,480.3	343.5	364.0	364.4	382.3	328.0
Lesotho	666	13.4	3.7	4.2	3.1	2.8	3.7	282.2	76.6	67.7	62.9	88.6	33.0
Liberia	668	964.1	254.1	207.4	94.0	271.5	180.8	470.5	117.9	91.6	138.6	165.6	89.2
Madagascar	674	624.1	149.7	146.7	133.3	162.4	154.7	1,042.9	278.9	253.6	229.4	256.4	280.5
Malawi	676	131.8	44.3	29.5	29.5	30.6	49.9	363.2	61.7	104.4	73.4	78.7	74.1
Mali	678	1,067.1	284.9	288.1	306.7	292.1	269.3	44.3	7.8	8.8	8.8	17.9	7.3
Mauritius	684	996.2	251.1	265.2	222.4	267.7	258.5	1,002.0	249.1	244.2	220.4	246.1	246.3
Mozambique	688	1,086.2	254.2	340.4	161.5	230.6	172.9	1,590.3	359.3	380.4	333.7	368.1	341.9
Namibia	728	448.2	103.0	123.2	83.0	92.8	116.9	1,150.8	269.0	272.9	302.0	317.1	251.1
Niger	692	423.1	97.3	120.0	79.0	69.9	80.6	548.0	87.1	151.8	98.9	95.8	20.7
Nigeria	694	11,891.8	2,874.8	2,833.2	2,208.3	2,840.5	2,309.0	20,558.9	4,847.2	4,721.3	3,172.8	2,879.0	2,784.1
Rwanda	714	206.6	52.2	54.8	49.6	67.6	166.1	71.7	17.3	20.9	14.4	12.6	11.8
São Tomé & Príncipe	716	72.3	19.6	20.8	18.6	23.7	20.8	9.4	2.4	2.5	3.5	1.8	2.5
Senegal	722	2,628.6	667.0	666.0	598.5	640.2	593.3	466.0	107.5	90.9	130.2	125.9	117.6
Seychelles	718	332.7	85.2	74.9	65.2	76.4	75.2	274.9	57.3	68.6	58.1	91.4	86.5
Sierra Leone	724	264.9	52.9	58.2	79.0	53.7	40.8	268.5	46.5	71.8	58.0	62.5	56.4
South Africa	199	28,211.5	7,405.3	6,546.8	6,026.7	6,249.9	6,683.4	21,536.8	5,680.9	4,747.3	5,037.7	7,243.4	7,472.0
South Sudan, Rep. of	733	71.5	15.3	12.0	8.8	10.8	7.2	0.3	0.1	0.1	0.1	0.1	0.2
Swaziland	734	38.5	8.3	11.9	9.2	21.9	13.6	154.1	57.0	16.7	21.7	34.1	26.6
Tanzania	738	1,168.9	288.3	287.9	232.5	354.6	268.8	774.7	152.4	143.3	200.5	199.9	139.6
Togo	742	4,261.4	1,095.1	906.4	692.8	853.0	814.6	81.0	24.2	13.3	29.0	53.1	15.8
Uganda	746	543.3	132.0	143.0	145.3	154.3	130.7	545.7	127.7	123.9	123.7	132.4	121.4

# European Union (998)

In Millions of U.S. Dollars

		Exports (FOB)						Imports (CIF)					
		2015	2015Q3	2015Q4	2016Q1	2016Q2	2016Q3	2015	2015Q3	2015Q4	2016Q1	2016Q2	2016Q3
Zambia	754	478.3	103.1	102.4	85.9	120.8	98.3	478.0	136.3	124.6	129.0	159.9	90.8
Zimbabwe	698	243.8	55.4	59.4	44.1	55.8	45.0	446.0	131.6	96.7	104.9	76.6	109.1
Africa n.s.	799	48.0	8.9	15.1	4.1	8.5	8.6	1.6	0.2	0.6	0.2	0.8	0.5
<b>Western Hemisphere</b>	<b>205</b>	<b>131,481.8</b>	<b>33,895.3</b>	<b>32,311.2</b>	<b>27,456.0</b>	<b>31,841.6</b>	<b>31,612.8</b>	<b>108,251.4</b>	<b>27,600.0</b>	<b>25,518.4</b>	<b>24,248.8</b>	<b>27,288.7</b>	<b>26,837.5</b>
Anguilla	312	10.0	3.4	4.0	2.8	1.7	3.0	0.1	0.0	0.0	0.0	0.0	0.0
Antigua and Barbuda	311	236.2	60.2	68.7	66.8	61.6	66.7	137.8	44.4	37.1	51.5	44.7	52.6
Argentina	213	10,080.2	2,624.5	2,320.3	2,158.8	2,339.0	2,392.0	9,018.4	2,625.4	2,463.3	2,145.9	2,212.0	2,492.3
Aruba	314	197.3	46.0	47.5	42.6	46.5	47.0	16.2	2.7	6.0	3.3	4.1	5.8
Bahamas, The	313	1,422.1	507.7	240.2	176.9	345.3	168.8	861.0	331.1	118.9	81.5	129.2	48.2
Barbados	316	190.1	39.2	59.4	51.3	41.5	40.0	43.2	7.5	6.0	13.0	7.4	6.1
Belize	339	116.4	46.2	16.6	14.1	20.5	16.5	168.2	60.1	32.8	31.5	40.1	42.7
Bermuda	319	548.2	21.7	484.3	17.3	21.9	20.9	110.2	30.9	24.3	0.6	84.8	124.2
Bolivia	218	817.6	208.8	206.2	189.2	168.0	195.2	719.8	190.3	201.7	142.4	182.3	136.2
Brazil	223	38,310.0	9,861.4	8,542.8	7,656.5	8,952.4	8,854.9	34,551.9	8,887.0	7,778.3	7,315.1	8,912.9	8,621.9
Chile	228	9,255.3	2,397.6	2,506.4	2,190.4	2,372.5	2,510.4	9,089.5	2,169.1	2,033.0	2,071.2	2,221.1	1,962.9
Colombia	233	7,229.8	1,838.9	1,855.8	1,312.1	1,508.0	1,581.7	7,454.8	1,785.6	1,752.2	1,461.4	1,252.1	1,536.2
Costa Rica	238	1,075.4	273.6	292.7	271.1	297.5	286.1	2,493.7	524.2	565.4	627.5	762.7	581.2
Curacao	354	400.4	96.2	133.2	75.1	97.9	87.1	61.4	15.1	11.7	10.3	29.2	26.9
Dominica	321	25.1	7.2	5.7	5.7	14.9	7.1	4.1	0.9	1.1	19.6	0.4	1.6
Dominican Republic	243	1,797.7	434.1	490.9	431.9	524.2	531.6	969.0	249.3	239.7	228.9	309.4	282.7
Ecuador	248	2,224.4	554.6	494.4	361.6	412.2	559.3	2,878.3	710.5	680.5	772.9	772.6	768.2
El Salvador	253	602.4	129.5	204.8	125.2	131.6	132.1	215.8	58.7	36.6	42.6	55.1	77.9
Falkland Islands	323	228.7	34.7	32.4	16.2	20.9	20.8	157.9	11.8	49.0	5.9	117.4	17.0
Greenland	326	561.7	166.2	141.3	105.0	175.4	177.8	438.5	133.4	134.4	105.9	135.6	158.9
Grenada	328	24.0	5.9	6.0	5.9	6.3	7.4	5.9	1.6	1.2	1.2	2.1	2.0
Guatemala	258	1,062.1	292.2	271.3	221.3	240.9	282.7	959.1	220.4	238.7	228.9	260.8	254.8
Guyana	336	118.0	31.2	28.6	36.6	34.7	29.8	251.1	62.2	73.6	49.9	66.1	58.4
Haiti	263	206.3	54.7	51.5	43.0	56.4	54.6	37.4	9.4	6.7	10.8	11.3	10.8
Honduras	268	550.6	128.7	128.6	122.6	122.9	137.0	1,124.4	263.1	151.7	295.3	332.3	305.3
Jamaica	343	356.4	113.8	93.3	85.8	96.1	112.5	248.3	37.6	60.4	30.7	91.9	67.4
Mexico	273	37,238.0	9,734.8	9,381.7	8,458.5	9,559.2	9,836.5	21,607.5	5,204.1	5,232.0	5,200.3	5,687.5	5,373.2
Montserrat	351	4.5	1.2	1.2	10.7	8.1	1.3	0.8	0.1	0.5	0.2	0.4	0.5
Nicaragua	278	250.0	58.8	70.3	59.5	65.5	63.6	361.6	120.7	82.5	67.2	76.4	102.4
Panama	283	2,790.4	693.5	689.2	580.0	607.1	583.4	604.8	119.2	178.2	101.3	117.5	128.2
Paraguay	288	675.7	184.9	165.6	152.0	156.4	159.6	1,169.2	344.6	270.8	198.7	330.5	319.6
Peru	293	4,130.3	1,003.0	1,087.2	893.4	929.7	1,045.1	5,577.4	1,456.1	1,442.4	1,231.4	1,367.4	1,389.2
Sint Maarten	352	141.0	40.7	41.4	31.0	23.7	33.2	21.0	10.7	4.8	7.2	24.0	8.6
St. Kitts and Nevis	361	46.0	20.1	4.6	8.1	34.0	18.7	27.5	1.9	21.7	2.0	10.6	2.5
St. Lucia	362	48.0	11.9	14.3	13.6	20.8	18.3	11.0	2.5	2.7	2.8	2.8	2.7
St. Vincent & Grens.	364	66.1	12.2	10.1	16.4	11.3	9.6	11.1	6.2	0.7	78.2	55.1	11.5
Suriname	366	425.4	105.3	79.9	65.7	71.2	65.4	349.0	73.6	87.8	60.2	73.8	54.0
Trinidad and Tobago	369	729.5	198.5	200.0	183.8	156.9	186.5	1,380.3	331.5	291.5	206.2	194.6	187.2
Uruguay	298	2,132.8	512.9	611.2	415.5	450.0	447.2	1,914.6	567.7	447.3	420.9	493.3	566.7
Venezuela, Rep. Bol.	299	3,323.3	911.7	753.5	432.7	432.4	358.5	2,482.6	685.1	513.2	294.9	331.3	335.3
Western Hem. n.s.	399	1,834.3	428.1	474.0	349.6	1,204.6	463.2	717.2	243.6	237.8	629.3	485.4	713.7
<b>Other Countries n.i.e</b>	<b>910</b>	<b>2,425.3</b>	<b>598.8</b>	<b>729.0</b>	<b>532.2</b>	<b>616.8</b>	<b>556.2</b>	<b>618.0</b>	<b>200.3</b>	<b>146.8</b>	<b>125.4</b>	<b>114.8</b>	<b>124.1</b>
Cuba	928	2,404.3	593.3	722.3	524.7	612.8	547.9	605.6	198.4	144.6	122.7	113.9	122.4
Korea, Dem. People's Rep.	954	21.0	5.5	6.7	7.5	4.0	8.3	12.4	1.9	2.2	2.7	0.9	1.7
<b>Special Categories</b>	<b>899</b>	<b>22,677.7</b>	<b>6,019.5</b>	<b>4,832.0</b>	<b>3,863.2</b>	<b>4,523.6</b>	<b>4,942.4</b>	<b>1,403.0</b>	<b>303.0</b>	<b>459.8</b>	<b>415.1</b>	<b>406.8</b>	<b>299.0</b>
<b>Countries &amp; Areas n.s.</b>	<b>898</b>	<b>20,155.1</b>	<b>5,268.8</b>	<b>5,209.9</b>	<b>4,420.9</b>	<b>6,176.9</b>	<b>5,114.6</b>	<b>20,898.2</b>	<b>5,122.2</b>	<b>5,551.8</b>	<b>4,717.4</b>	<b>5,598.1</b>	<b>6,018.0</b>
<b>Memorandum Items</b>													
Africa	605	142,850.4	34,520.6	35,408.1	31,748.3	35,307.3	31,813.7	131,132.3	31,143.4	30,897.2	27,393.0	30,209.9	29,494.4
Middle East	405	176,350.3	41,843.4	45,824.8	38,958.9	42,436.6	38,240.6	80,881.3	20,711.1	18,072.5	14,912.3	17,511.7	20,149.8
European Union	998	3,395,048.2	831,968.3	852,941.0	848,158.6	894,000.4	835,736.1	3,315,964.4	813,286.3	848,384.7	817,645.9	870,208.9	811,598.9
Export earnings: fuel	080	296,428.1	73,575.4	76,487.8	61,918.0	68,959.9	65,474.4	327,436.5	80,120.7	73,043.1	59,529.5	65,912.0	70,494.6
Export earnings: nonfuel	092	5,089,990.7	1,253,003.8	1,280,598.3	1,239,426.0	1,325,939.3	1,248,391.7	4,910,452.4	1,211,589.0	1,246,888.8	1,213,765.5	1,284,190.3	1,224,164.2



*This page intentionally left blank*



# Country Tables

# Afghanistan, Islamic Republic of (512)

In Millions of U.S. Dollars

		Exports (FOB)						Imports (CIF)					
		2015	2015Q3	2015Q4	2016Q1	2016Q2	2016Q3	2015	2015Q3	2015Q4	2016Q1	2016Q2	2016Q3
IFS World		470.0	....	....	....	....	....	5,571.2	....	....	....	....	....
World	001	577.5	138.2	174.9	112.8	139.7	128.2	7,760.5	1,738.9	1,967.9	2,133.8	2,175.9	1,853.8
Advanced Economies	110	18.4	3.9	4.2	3.8	9.5	5.2	735.4	146.6	205.0	309.7	304.6	251.2
Euro Area	163	12.2	2.8	2.6	1.9	4.9	2.9	66.6	15.1	16.9	14.8	17.9	26.2
Austria	122	0.1	0.0 r	0.0 r	0.0 r	0.0 r	0.0 r	0.1	0.0 r	0.0 r	0.0 r	0.0 r	0.0 r
Belgium	124	0.4	0.1 r	0.1 r	0.0 r	0.0 r	0.0 r	1.2	0.2 r	0.2 r	0.5 r	0.4 r	0.3 r
Cyprus	423	0.0 e	....	0.0 e	0.0 e	....	0.0 e	....	....	....	....	....	....
Estonia	939	0.0 e	0.0 e	....	0.1 e	....	....	0.2	0.0 r	0.0 r	0.0 r	0.0 r	0.0 r
Finland	172	2.1	0.3 r	0.2 r	0.4 r	0.2 r	0.1 r	0.2	0.0 r	0.0 r	0.1 r	0.0 r	0.0 r
France	132	0.3	0.2 r	0.0 r	0.0 r	0.1 r	0.0 r	9.8	2.7 r	2.6 r	3.9 r	1.4 r	1.5 r
Germany	134	5.7	1.3 r	0.9 r	0.9 r	3.9 r	2.1 r	31.0	5.1 r	7.0 r	5.0 r	6.4 r	7.6 r
Greece	174	....	....	....	....	0.0 r	0.0 r	0.0	0.0 r	0.0 r	0.0 r	0.0 r	0.0 r
Ireland	178	0.0 e	0.0 e	0.0 e	0.0 e	0.0 e	0.2 e	7.5	3.0 r	2.1 r	1.4 r	4.4 r	12.2 r
Italy	136	2.4	0.7 r	0.8 r	0.2 r	0.5 r	0.3 r	4.8	1.3 r	1.5 r	0.8 r	1.5 r	1.8 r
Lithuania	946	0.0	0.0 r	....	....	....	0.0 r	0.5	0.1 r	0.2 r	0.1 r	0.1 r	0.1 r
Malta	181	0.0 e	....	....	....	0.0 e	....	0.3 e	....	0.3 e	1.1 e	0.7 e	0.7 e
Netherlands	138	1.1	0.3 r	0.3 r	0.3 r	0.1 r	0.1 r	7.9	1.7 r	2.1 r	1.4 r	1.6 r	1.4 r
Portugal	182	0.0 e	....	0.0 e	0.0 e	0.1 e	....	0.1	0.0 r	0.0 r	0.1 r	0.0 r	0.1 r
Slovak Republic	936	0.0	0.0 r	0.0 r	....	0.0 r	0.0 r	0.1	0.1 r	0.0 r	0.0 r	0.0 r	0.0 r
Slovenia	961	0.0 e	0.0 e	0.0 e	....	0.0 e	0.0 e	0.6 e	0.2 e	0.1 e	....	0.1 e	0.0 e
Spain	184	0.3	0.0 r	0.2 r	0.0 r	0.0 r	0.0 r	2.4	0.5 r	0.6 r	0.5 r	1.2 r	0.4 r
Australia	193	1.3	0.5 r	0.3 r	0.0 r	0.1 r	0.1 r	1.3	0.7 r	0.2 r	0.2 r	5.8 r	0.0 r
Canada	156	0.8	0.1 r	0.3 r	0.5 r	0.2 r	0.1 r	2.6	0.2 r	0.9 r	0.6 r	1.5 r	1.3 r
China,P.R.: Hong Kong	532	0.1	0.0 r	0.0 r	0.0 r	0.0 r	0.0 r	3.4	0.7 r	0.2 r	0.4 r	0.2 r	0.7 r
Czech Republic	935	0.0	....	0.0 r	0.1 r	1.1 r	0.0 r	0.4	0.0 r	0.1 r	0.4 r	0.1 r	0.0 r
Denmark	128	0.1	0.0 r	0.0 r	0.0 r	0.0 r	0.0 r	1.0	0.2 r	0.2 r	0.2 r	0.1 r	0.1 r
Iceland	176	0.0 e	0.0 e	0.0 e	0.0 e	....	0.0 e	....	....	....	....	....	0.0 e
Israel	436	....	....	....	....	....	....	0.0	0.0 r	0.0 r	0.0 r	0.0 r	0.0 r
Japan	158	0.0	0.0 r	0.0 r	0.0 r	0.0 r	0.0 r	292.1	58.9 r	105.4 r	129.7 r	143.5 r	131.3 r
Korea, Republic of	542	0.0	0.0 r	0.0 r	0.0 r	0.0 r	0.0 r	91.8	16.7 r	11.1 r	13.8 r	20.3 r	18.2 r
New Zealand	196	0.0	0.0 r	0.0 r	0.0 r	0.0 r	0.0 r	0.3	0.0 r	0.2 r	0.0 r	0.4 r	0.1 r
Norway	142	....	....	....	....	....	....	0.2	0.0 r	0.0 r	0.0 r	0.0 r	0.0 r
Singapore	576	0.2	0.0 r	0.0 r	0.3 r	0.1 r	0.2 r	4.6	1.0 r	1.0 r	1.6 r	1.1 r	1.1 r
Sweden	144	0.3	0.0 r	0.3 r	0.0 r	0.0 r	0.0 r	4.8	2.1 r	0.4 r	1.4 r	0.5 r	0.2 r
Switzerland	146	0.1	0.0 r	0.0 r	0.0 r	1.8 r	0.2 r	6.1	1.7 r	1.3 r	0.6 r	0.9 r	0.7 r
Taiwan Prov.of China	528	0.1 e	0.0 e	0.0 e	0.0 e	....	0.0 e	1.1 e	0.3 e	0.3 e	0.2 e	0.3 e	0.2 e
United Kingdom	112	0.5	0.1 r	0.2 r	0.2 r	0.2 r	0.1 r	7.8	1.9 r	2.3 r	1.4 r	1.9 r	1.6 r
United States	111	2.7	0.3 r	0.6 r	0.6 r	1.1 r	1.5 r	251.5	46.9 r	64.4 r	144.3 r	110.1 r	69.2 r
Emerg. & Dev. Economies	200	559.1	134.2	170.6	109.0	130.2	123.1	7,025.1	1,592.3	1,762.9	1,824.1	1,871.3	1,602.6
Emerg. & Dev. Asia	505	201.5	44.9	76.9	40.4	27.7	37.9	1,629.7	401.1	423.7	317.4	419.5	443.4
Bangladesh	513	0.6	0.1 r	0.2 r	0.1 r	0.2 r	0.2 r	3.2	0.8 r	0.9 r	0.8 r	0.8 r	0.7 r
Brunei Darussalam	516	0.0 e	0.0 e	0.0 e	0.0 e	0.0 e	0.0 e	....	....	....	....	....	....
Cambodia	522	....	....	....	....	....	....	0.0 e	0.0 e	0.0 e	0.0 e	0.0 e	0.0 e
China,P.R.: Mainland	924	10.2	4.4 r	2.8 r	0.5 r	0.9 r	1.5 r	1,044.0	250.4 r	265.9 r	169.3 r	267.0 r	303.6 r
Fiji	819	....	....	....	....	....	....	0.0 e	0.0 e	0.0 e	0.0 e	0.0 e	0.0 e
F.T. French Polynesia	887	0.0 e	0.0 e	0.0 e	0.0 e	0.0 e	0.0 e	....	....	....	....	....	....
India	534	188.9	39.7 r	73.7 r	39.6 r	26.4 r	36.0 r	130.6	39.2 r	29.3 r	21.7 r	26.7 r	28.3 r
Indonesia	536	....	....	....	....	....	....	67.6	14.4 r	15.4 r	10.7 r	18.7 r	15.4 r
Malaysia	548	0.0	0.0 r	0.0 r	0.0 r	0.0 r	0.0 r	277.3	73.3 r	85.3 r	75.2 r	71.2 r	67.4 r
Maldives	556	....	....	....	....	....	....	0.0	0.0 r	0.0 r	0.0 r	0.0 r	0.0 r
Marshall Islands	867	....	....	....	....	....	....	24.0	5.2 r	6.0 r	8.1 r	8.1 r	6.7 r
Mongolia	948	0.0 e	0.0 e	0.0 e	0.0 e	0.0 e	0.0 e	....	....	....	....	....	....
Myanmar	518	0.3 e	0.1 e	0.1 e	0.1 e	0.1 e	0.1 e	1.2	0.3 r	0.3 r	0.4 r	0.4 r	0.3 r
Nepal	558	0.1 e	0.0 e	0.0 e	0.0 e	0.0 e	0.0 e	0.3	0.1 r	0.1 r	0.1 r	0.1 r	0.1 r
Philippines	566	1.1 e	0.5 e	0.0 e	0.0 e	0.0 e	0.0 e	0.1	0.0 r	0.0 r	0.0 r	0.0 r	0.0 r
Samoa	862	....	....	....	....	....	....	1.3	0.3 r	0.3 r	0.4 r	0.4 r	0.4 r
Sri Lanka	524	0.0	0.0 r	0.0 r	0.0 r	0.0 r	0.0 r	1.0	0.5 r	0.4 r	0.3 r	0.4 r	0.3 r
Thailand	578	0.0	0.0 r	0.0 r	0.0 r	0.0 r	0.0 r	20.2	3.9 r	5.1 r	10.5 r	5.8 r	4.0 r
Vanuatu	846	0.0 e	0.0 e	0.0 e	0.0 e	0.0 e	0.0 e	....	....	....	....	....	....
Vietnam	582	0.3	0.1 r	0.1 r	0.1 r	0.1 r	0.1 r	53.4	11.5 r	13.3 r	18.0 r	17.9 r	14.8 r

# Afghanistan, Islamic Republic of (512)

In Millions of U.S. Dollars

		Exports (FOB)						Imports (CIF)					
		2015	2015Q3	2015Q4	2016Q1	2016Q2	2016Q3	2015	2015Q3	2015Q4	2016Q1	2016Q2	2016Q3
Asia n.s.	598	....	....	....	....	....	....	5.4	1.2 r	1.3 r	1.8 r	1.8 r	1.5 r
<b>Europe</b>	170	<b>53.6</b>	<b>11.9</b>	<b>14.9</b>	<b>12.3</b>	<b>15.9</b>	<b>14.8</b>	<b>1,798.1</b>	<b>383.9</b>	<b>433.4</b>	<b>358.9</b>	<b>384.6</b>	<b>324.3</b>
<b>Emerg. &amp; Dev. Europe</b>	903	<b>17.9</b>	<b>4.0</b>	<b>5.4</b>	<b>4.2</b>	<b>4.3</b>	<b>2.5</b>	<b>89.6</b>	<b>21.5</b>	<b>21.3</b>	<b>16.3</b>	<b>20.0</b>	<b>21.2</b>
Albania	914	0.0 e	0.0 e	0.0 e	0.0 e	0.0 e	0.0 e	....	....	....	....	....	....
Bosnia and Herzegovina	963	0.0 e	0.0 e	0.0 e	0.0 e	0.0 e	0.0 e	0.0	0.0 r	0.0 r	0.0 r	0.0 r	0.0 r
Bulgaria	918	0.0	0.0 r	0.0 r	0.0 r	0.0 r	....	0.1	0.0 r	0.0 r	0.0 r	0.0 r	0.0 r
Croatia	960	0.0 e	....	....	....	....	....	0.1 e	0.0 e	0.0 e	....	0.1 e	0.0 e
Hungary	944	0.1 e	0.1 e	0.0 e	0.0 e	0.0 e	0.0 e	0.0	0.0 r	0.0 r	0.0 r	0.0 r	0.0 r
Macedonia, FYR	962	0.0 e	0.0 e	0.0 e	0.0 e	0.0 e	0.0 e	0.3 e	0.1 e	0.1 e	0.1 e	0.1 e	0.1 e
Montenegro	943	0.0 e	....	0.0 e	....	0.0 e	0.0 e	....	....	....	....	....	....
Poland	964	0.0	0.0 r	0.0 r	0.0 r	0.0 r	0.0 r	3.1	0.5 r	0.7 r	0.5 r	0.5 r	0.4 r
Romania	968	0.0	0.0 r	0.0 r	0.0 r	0.0 r	0.1 r	0.1	0.0 r	0.0 r	0.0 r	0.0 r	0.0 r
Serbia, Republic of	942	0.0 e	....	0.0 e	0.0 e	0.0 e	0.0 e	0.0	0.0 r	0.0 r	0.0 r	0.0 r	0.0 r
Turkey	186	17.8	3.9 r	5.4 r	4.1 r	4.2 r	2.5 r	85.8	20.8 r	20.4 r	15.7 r	19.2 r	20.6 r
<b>CIS</b>	901	<b>35.7</b>	<b>8.0</b>	<b>9.5</b>	<b>8.1</b>	<b>11.6</b>	<b>12.2</b>	<b>1,708.5</b>	<b>362.4</b>	<b>412.1</b>	<b>342.5</b>	<b>364.6</b>	<b>303.1</b>
Armenia	911	0.0 e	....	0.0 e	0.1 e	0.0 e	....	0.0	....	....	....	....	....
Azerbaijan, Rep. of	912	0.0	0.0 r	0.0 r	0.0 r	0.0 r	0.0 r	36.0	7.8 r	8.9 r	12.1 r	12.1 r	10.0 r
Belarus	913	0.4 e	....	....	0.2 e	2.1 e	4.1 e	17.0 e	1.0 e	1.5 e	5.4 e	1.9 e	6.3 e
Georgia	915	0.0	0.0 r	0.0 r	0.0 r	0.0 r	0.0 r	....	....	....	....	....	....
Kazakhstan	916	10.8	2.6 r	2.7 r	2.0 r	3.3 r	2.9 r	426.8	92.3 r	106.2 r	144.0 r	143.5 r	118.3 r
Kyrgyz Republic	917	....	....	....	....	....	....	3.0	0.6 r	0.7 r	1.0 r	1.0 r	0.8 r
Moldova	921	0.0 e	0.0 e	0.0 e	0.0 e	0.0 e	0.0 e	0.0 e	0.0 e	0.0 e	0.0 e	0.0 e	0.0 e
Russian Federation	922	18.5	4.0 r	5.4 r	4.9 r	4.7 r	4.0 r	157.4	29.6 r	29.6 r	35.8 r	60.6 r	46.9 r
Tajikistan	923	4.7	1.1 r	1.2 r	0.9 r	1.4 r	1.2 r	91.5	19.8 r	22.8 r	30.9 r	30.8 r	25.4 r
Turkmenistan	925	0.9	0.2 r	0.2 r	....	....	....	632.4	136.8 r	157.4 r	....	....	....
Ukraine	926	0.0	0.0 r	0.0 r	....	0.0 r	0.0 r	8.2	1.7 r	1.4 r	....	1.8 r	2.3 r
Uzbekistan	927	0.3	0.1 r	0.1 r	0.0 r	0.1 r	0.1 r	336.0	72.7 r	83.6 r	113.4 r	113.0 r	93.1 r
<b>Mid East, N Africa, Pak</b>	440	<b>300.2</b>	<b>76.4</b>	<b>78.0</b>	<b>55.7</b>	<b>85.9</b>	<b>69.7</b>	<b>3,493.3</b>	<b>783.5</b>	<b>879.1</b>	<b>1,116.2</b>	<b>1,033.9</b>	<b>804.6</b>
Algeria	612	0.0 e	0.0 e	0.0 e	0.0 e	0.0 e	0.0 e	....	....	....	....	....	....
Bahrain, Kingdom of	419	0.2 e	0.0 e	0.0 e	0.0 e	0.0 e	0.0 e	0.8 e	0.2 e	0.1 e	0.2 e	0.2 e	0.2 e
Egypt	469	0.1	0.0 r	0.0 r	0.0 r	0.0 r	0.0 r	1.2	0.4 r	0.1 r	0.0 r	0.0 r	0.0 r
Iran, I.R. of	429	29.2	7.5 r	7.7 r	5.6 r	8.7 r	7.2 r	1,808.0	409.2 r	458.5 r	574.5 r	523.3 r	401.1 r
Iraq	433	17.0	4.1 r	4.2 r	3.2 r	5.2 r	4.5 r	0.4	0.1 r	0.1 r	0.1 r	0.1 r	0.1 r
Jordan	439	0.7	0.0 r	0.2 r	0.1 r	0.2 r	0.1 r	1.4	0.4 r	0.1 r	0.3 r	0.3 r	0.5 r
Kuwait	443	0.1 e	0.0 e	0.0 e	0.0 e	0.0 e	0.0 e	....	....	....	....	....	....
Lebanon	446	1.0	0.2 r	0.1 r	0.0 r	0.0 r	0.0 r	1.8	0.6 r	....	....	....	....
Mauritania	682	0.0 e	0.0 e	0.0 e	0.0 e	0.0 e	0.0 e	....	....	....	....	....	....
Oman	449	....	....	....	....	....	....	0.4 e	0.1 e	0.1 e	0.1 e	0.1 e	0.1 e
Pakistan	564	226.6	58.4 r	59.5 r	42.0 r	64.0 r	51.2 r	1,346.4	300.4 r	337.3 r	429.1 r	398.4 r	310.5 r
Qatar	453	....	....	....	....	....	....	2.8 e	0.7 e	0.6 e	0.5 e	0.5 e	0.5 e
Saudi Arabia	456	0.9	0.2 r	0.2 r	0.2 r	0.2 r	0.2 r	9.6	2.1 r	2.4 r	3.2 r	3.2 r	2.6 r
Sudan	732	....	....	....	....	....	....	0.0	0.0 r	0.0 r	0.0 r	0.0 r	0.0 r
Tunisia	744	0.0 e	0.0 e	0.0 e	0.0 e	0.0 e	0.0 e	....	....	....	....	....	....
United Arab Emirates	466	24.4	5.8 r	6.0 r	4.6 r	7.5 r	6.5 r	320.5	69.3 r	79.7 r	108.1 r	107.8 r	88.8 r
Yemen, Republic of	474	....	....	....	....	....	....	0.0 e	0.0 e	0.0 e	0.0 e	0.0 e	0.0 e
<b>Sub-Saharan Africa</b>	603	<b>2.6</b>	<b>0.7</b>	<b>0.6</b>	<b>0.4</b>	<b>0.5</b>	<b>0.5</b>	<b>77.9</b>	<b>16.9</b>	<b>19.4</b>	<b>26.2</b>	<b>26.1</b>	<b>21.6</b>
Angola	614	0.3 e	0.1 e	0.1 e	0.0 e	0.0 e	0.0 e	....	....	....	....	....	....
Benin	638	0.0 e	0.0 e	0.0 e	0.0 e	0.0 e	0.0 e	....	....	....	....	....	....
Burkina Faso	748	0.0 e	0.0 e	0.0 e	0.0 e	0.0 e	0.0 e	....	....	....	....	....	....
Cabo Verde	624	0.0 e	0.0 e	0.0 e	0.0 e	0.0 e	0.0 e	....	....	....	....	....	....
Cameroon	622	0.0 e	0.0 e	0.0 e	0.0 e	0.0 e	0.0 e	....	....	....	....	....	....
Côte d'Ivoire	662	0.0 e	0.0 e	0.0 e	0.0 e	0.0 e	0.0 e	....	....	....	....	....	....
Ethiopia	644	0.0 e	0.0 e	0.0 e	0.0 e	0.0 e	0.0 e	0.0 e	0.0 e	0.0 e	0.0 e	0.0 e	0.0 e
Gabon	646	0.0 e	0.0 e	0.0 e	0.0 e	0.0 e	0.0 e	....	....	....	....	....	....
Ghana	652	0.0 e	0.0 e	0.0 e	0.0 e	0.0 e	0.0 e	0.0	0.0 r	0.0 r	0.0 r	0.0 r	0.0 r
Kenya	664	0.1 e	0.0 e	0.0 e	0.0 e	0.0 e	0.0 e	77.1	16.7 r	19.2 r	26.0 r	25.9 r	21.4 r
Madagascar	674	0.0 e	0.0 e	0.0 e	0.0 e	0.0 e	0.0 e	0.1 e	0.0 e	0.0 e	0.0 e	0.0 e	0.0 e
Mali	678	0.0 e	0.0 e	0.0 e	0.0 e	0.0 e	0.0 e	0.0 e	0.0 e	0.0 e	0.0 e	0.0 e	0.0 e
Mauritius	684	0.0 e	....	0.0 e	....	....	....	0.0 e	0.0 e	....	....	....	....
Mozambique	688	1.6 e	0.4 e	0.4 e	0.3 e	0.3 e	0.3 e	0.1 e	0.0 e	0.0 e	0.0 e	0.0 e	0.0 e

# Afghanistan, Islamic Republic of (512)

In Millions of U.S. Dollars

		Exports (FOB)						Imports (CIF)					
		2015	2015Q3	2015Q4	2016Q1	2016Q2	2016Q3	2015	2015Q3	2015Q4	2016Q1	2016Q2	2016Q3
Namibia	728	....	....	....	....	....	....	0.0	0.0 r	0.0 r	0.0 r	0.0 r	0.0 r
Niger	692	0.0 e	0.0 e	0.0 e	0.0 e	0.0 e	0.0 e	....	....	....	....	....	....
Nigeria	694	0.2 e	0.0 e	0.0 e	0.0 e	0.0 e	0.0 e	....	....	....	....	....	....
Rwanda	714	....	....	....	....	....	....	0.0 e	0.0 e	0.0 e	0.0 e	0.0 e	0.0 e
Senegal	722	0.3 e	0.1 e	0.0 e	0.0 e	0.0 e	0.0 e	0.0 e	0.0 e	0.0 e	....	....	....
Seychelles	718	0.0 e	0.0 e	0.0 e	0.0 e	0.0 e	0.0 e	....	....	....	....	....	....
South Africa	199	0.0	0.0 r	0.0 r	0.0 r	0.0 r	0.0 r	0.3	0.1 r	0.1 r	0.1 r	0.0 r	0.1 r
Tanzania	738	0.0 e	0.0 e	0.0 e	0.0 e	0.0 e	0.0 e	0.2	0.0 r	0.0 r	0.1 r	0.1 r	0.1 r
Togo	742	0.0 e	0.0 e	0.0 e	0.0 e	0.0 e	0.0 e	....	....	....	....	....	....
Uganda	746	0.0	0.0 r	0.0 r	0.0 r	0.0 r	0.0 r	....	....	....	....	....	....
Zambia	754	0.0 e	....	0.0 e	....	....	0.0 e	....	....	....	....	....	....
Zimbabwe	698	....	....	....	....	....	....	0.0 e	0.0 e	0.0 e	0.0 e	0.0 e	0.0 e
<b>Western Hemisphere</b>	<b>205</b>	<b>1.2</b>	<b>0.3</b>	<b>0.3</b>	<b>0.2</b>	<b>0.3</b>	<b>0.3</b>	<b>26.1</b>	<b>7.0</b>	<b>7.3</b>	<b>5.4</b>	<b>7.3</b>	<b>8.8</b>
Anguilla	312	0.0 e	0.0 e	0.0 e	0.0 e	0.0 e	0.0 e	....	....	....	....	....	....
Argentina	213	0.0 e	0.0 e	0.0 e	0.0 e	0.0 e	0.0 e	0.1	0.0 r	0.0 r	0.0 r	0.0 r	0.0 r
Aruba	314	0.0 e	....	0.0 e	....	....	....	....	....	....	....	....	....
Barbados	316	0.0 e	0.0 e	0.0 e	0.0 e	0.0 e	0.0 e	....	....	....	....	....	....
Bolivia	218	0.0 e	....	0.0 e	0.0 e	0.0 e	0.0 e	....	....	....	....	....	....
Brazil	223	0.1	0.0 r	0.0 r	0.0 r	0.0 r	0.0 r	10.4	3.1 r	3.2 r	1.8 r	3.5 r	4.5 r
Chile	228	0.0 e	0.0 e	0.0 e	0.0 e	0.0 e	0.0 e	....	....	....	....	....	....
Colombia	233	0.0 e	....	0.0 e	0.0 e	0.0 e	0.0 e	0.0	0.0 r	0.0 r	0.0 r	0.0 r	0.0 r
Costa Rica	238	0.0 e	0.0 e	0.0 e	0.0 e	0.0 e	0.0 e	0.0	0.0 r	0.0 r	0.0 r	0.0 r	0.0 r
Dominica	321	0.0 e	0.0 e	0.0 e	0.0 e	0.0 e	0.0 e	....	....	....	....	....	....
Dominican Republic	243	0.7 e	0.2 e	0.2 e	0.2 e	0.2 e	0.2 e	....	....	....	....	....	....
Ecuador	248	....	....	....	....	....	....	0.0	....	0.0 r	....	....	....
El Salvador	253	0.0 e	0.0 e	0.0 e	....	....	....	....	....	....	....	....	....
Greenland	326	0.0 e	0.0 e	0.0 e	0.0 e	0.0 e	0.0 e	....	....	....	....	....	....
Guatemala	258	0.1 e	0.0 e	0.0 e	0.0 e	0.0 e	0.0 e	0.3	0.1 r	0.1 r	0.1 r	0.1 r	0.1 r
Guyana	336	0.0 e	0.0 e	0.0 e	0.0 e	0.0 e	0.0 e	0.0 e	0.0 e	0.0 e	0.0 e	0.0 e	0.0 e
Honduras	268	0.0 e	0.0 e	....	0.0 e	0.0 e	0.0 e	....	....	....	....	....	....
Jamaica	343	....	....	....	....	....	....	0.1	0.0 r	0.0 r	0.0 r	0.0 r	0.0 r
Mexico	273	....	....	....	....	....	....	1.1	0.3 r	0.3 r	0.3 r	0.3 r	0.3 r
Panama	283	....	....	....	....	....	....	0.0	0.0 r	0.0 r	0.0 r	0.0 r	0.0 r
Paraguay	288	0.0 e	0.0 e	0.0 e	0.0 e	0.0 e	0.0 e	....	....	....	....	....	....
Peru	293	0.0 e	0.0 e	0.0 e	0.0 e	0.0 e	0.0 e	13.9 e	3.5 e	3.7 e	3.1 e	3.4 e	3.9 e
St. Kitts and Nevis	361	0.1 e	0.0 e	0.0 e	0.0 e	0.0 e	0.0 e	0.0 e	0.0 e	0.0 e	0.0 e	0.0 e	0.0 e
Trinidad and Tobago	369	0.0 e	0.0 e	0.0 e	0.0 e	0.0 e	0.0 e	....	....	....	....	....	....
Uruguay	298	0.0 e	0.0 e	....	....	....	....	0.1	0.0 r	....	....	....	....
<b>Other Countries n.i.e</b>	<b>910</b>	<b>0.1</b>	<b>0.0</b>	<b>0.0</b>	<b>0.0</b>	<b>0.0</b>	<b>0.0</b>	....	....	....	....	....	....
Cuba	928	0.1 e	0.0 e	0.0 e	0.0 e	0.0 e	0.0 e	....	....	....	....	....	....
<b>Memorandum Items</b>													
Africa	605	2.6	0.7	0.6	0.4	0.5	0.5	77.9	16.9	19.4	26.2	26.1	21.6
Middle East	405	73.6	18.0	18.5	13.7	21.9	18.5	2,146.9	483.1	541.8	687.1	635.4	494.0
European Union	998	13.3	3.0	3.1	2.3	6.2	3.1	84.0	19.9	20.6	18.7	21.0	28.7
Export earnings: fuel	080	102.6	24.5	26.5	20.5	29.8	25.4	3,395.1	748.2	843.7	878.6	851.3	668.7
Export earnings: nonfuel	092	475.0	113.6	148.3	92.3	109.9	102.9	4,365.4	990.7	1,124.2	1,255.1	1,324.6	1,185.1

# Albania (914)

In Millions of U.S. Dollars

		Exports (FOB)						Imports (CIF)					
		2015	2015Q3	2015Q4	2016Q1	2016Q2	2016Q3	2015	2015Q3	2015Q4	2016Q1	2016Q2	2016Q3
IFS World		1,929.6	464.4	454.9	425.1	524.8	484.9	4,320.4	1,087.3	1,205.9	986.2	1,272.4	1,168.6
World	001	2,081.3	498.7	523.5	526.8	572.9	550.6	4,372.1	1,114.6	1,193.9	1,011.1	1,351.7	1,204.1
Advanced Economies	110	1,443.0	359.0	369.5	392.5	410.6	396.4	2,624.7	632.4	719.0	602.4	850.8	755.8
Euro Area	163	1,379.9	343.5	355.2	380.2	392.3	371.8	2,299.8	551.1	657.5	525.9	733.7	662.1
Austria	122	23.6	5.1 r	9.1 r	4.1 r	3.3 r	2.5 r	58.0	14.6 r	18.4 r	13.2 r	14.2 r	12.6 r
Belgium	124	2.5	0.5 r	0.7 r	0.6 r	3.0 r	0.2 r	23.2	5.3 r	6.1 r	7.3 r	5.8 r	7.5 r
Cyprus	423	0.1	....	0.1 r	....	0.0 r	0.0 r	1.5	0.2 r	0.1 r	0.3 r	0.6 r	1.0 r
Estonia	939	0.1	....	0.1 r	0.4 r	0.9 r	1.1 r	0.2	0.1 r	0.1 r	0.0 r	0.0 r	0.0 r
Finland	172	0.2	0.2 r	0.1 r	0.1 r	0.0 r	0.0 r	15.7	3.7 r	5.5 r	7.2 r	7.6 r	5.2 r
France	132	19.3	5.4 r	4.8 r	5.0 r	4.9 r	5.0 r	95.7	21.2 r	24.5 r	18.0 r	25.2 r	32.6 r
Germany	134	60.1	21.0 r	15.0 r	15.8 r	15.5 r	17.0 r	288.4	62.6 r	90.1 r	82.3 r	150.3 r	119.3 r
Greece	174	75.5	15.7 r	22.3 r	22.3 r	28.1 r	20.8 r	338.9	77.4 r	86.0 r	69.9 r	108.3 r	99.5 r
Ireland	178	0.1	0.0 r	0.0 r	0.0 r	0.1 r	0.0 r	15.7	5.4 r	3.2 r	2.7 r	3.6 r	4.2 r
Italy	136	981.6	247.9 r	248.1 r	259.1 r	273.5 r	258.1 r	1,308.9	326.2 r	373.5 r	286.7 r	369.0 r	312.7 r
Latvia	941	0.4	0.2 r	0.0 r	0.0 r	0.0 r	....	1.4	0.4 r	0.5 r	0.2 r	0.3 r	0.3 r
Lithuania	946	0.6	0.2 r	0.0 r	0.1 r	0.1 r	0.2 r	2.3	0.7 r	0.5 r	0.4 r	0.8 r	0.7 r
Luxembourg	137	0.1	0.1 r	0.0 r	0.0 r	0.0 r	0.0 r	2.5	0.1 r	0.1 r	0.1 r	0.1 r	0.1 r
Malta	181	88.9	12.7 r	27.1 r	41.0 r	41.0 r	41.0 r	0.2	0.0 r	....	0.0 r	0.0 r	0.0 r
Netherlands	138	16.3	4.2 r	1.7 r	3.7 r	3.1 r	2.9 r	28.5	5.7 r	8.2 r	5.2 r	10.4 r	7.7 r
Portugal	182	0.2	0.1 r	0.1 r	0.1 r	0.1 r	0.0 r	9.1	2.6 r	3.2 r	2.1 r	1.7 r	2.6 r
Slovak Republic	936	1.2	0.2 r	0.7 r	1.2 r	0.3 r	0.4 r	11.7	2.8 r	3.4 r	3.6 r	1.5 r	1.6 r
Slovenia	961	9.1	1.5 r	4.7 r	2.2 r	2.6 r	2.6 r	29.0	7.1 r	8.5 r	8.4 r	8.6 r	10.9 r
Spain	184	100.0	28.6 r	20.8 r	24.3 r	15.8 r	19.7 r	69.1	15.1 r	25.7 r	18.3 r	25.6 r	43.5 r
Australia	193	0.1	0.0 r	0.0 r	0.0 r	0.0 r	0.1 r	1.1	0.4 r	0.1 r	0.1 r	0.4 r	0.3 r
Canada	156	0.4	0.1 r	0.1 r	0.1 r	0.1 r	0.1 r	31.7	6.0 r	3.1 r	3.1 r	2.7 r	2.3 r
China,P.R.: Hong Kong	532	7.6	0.8 r	1.3 r	0.9 r	0.9 r	0.9 r	1.8	0.3 r	0.6 r	0.3 r	0.4 r	0.3 r
China,P.R.: Macao	546	0.0	0.0 r	0.0 r	0.0 r	0.0 r	0.0 r	0.1	0.0 r	0.0 r	0.0 r	0.0 r	0.0 r
Czech Republic	935	6.6	1.1 r	1.8 r	2.3 r	4.1 r	3.6 r	31.1	6.9 r	8.6 r	12.7 r	14.2 r	11.5 r
Denmark	128	3.5	0.4 r	1.1 r	1.0 r	2.3 r	0.7 r	10.3	2.8 r	2.7 r	2.1 r	3.3 r	2.4 r
Iceland	176	0.5	0.1 r	0.1 r	0.0 r	0.0 r	0.1 r	0.0	....	0.0 r	....	....	....
Israel	436	0.2	0.1 r	0.1 r	0.1 r	0.1 r	0.1 r	7.1	1.8 r	1.8 r	1.8 r	1.8 r	1.8 r
Japan	158	2.7	0.6 r	1.2 r	1.3 r	0.8 r	0.5 r	17.8	6.2 r	4.1 r	3.7 r	4.3 r	4.4 r
Korea, Republic of	542	0.3	0.1 r	0.0 r	0.1 r	0.0 r	0.4 r	21.6	6.5 r	5.5 r	4.8 r	13.7 r	3.0 r
New Zealand	196	0.0	0.0 r	0.0 r	0.0 r	0.0 r	0.0 r	0.2	....	....	0.2 r	0.5 r	....
Norway	142	0.1	0.0 r	0.0 r	0.0 r	0.0 r	0.0 r	2.5	0.7 r	0.8 r	1.0 r	1.0 r	1.1 r
San Marino	135	0.2	0.0 r	0.0 r	0.0 r	0.0 r	0.0 r	0.3	0.1 r	0.1 r	0.1 r	0.1 r	0.1 r
Singapore	576	0.1	0.0 r	0.0 r	0.1 r	0.1 r	0.2 r	1.4	0.5 r	0.1 r	0.1 r	0.1 r	0.1 r
Sweden	144	0.9	0.2 r	0.3 r	0.2 r	0.7 r	1.8 r	13.8	2.9 r	2.5 r	2.0 r	7.2 r	2.9 r
Switzerland	146	19.1	6.2 r	3.8 r	5.0 r	3.9 r	6.6 r	65.6	14.3 r	7.6 r	17.2 r	19.9 r	20.2 r
Taiwan Prov.of China	528	0.1	0.0 r	0.0 r	0.1 r	0.0 r	0.0 r	9.9	3.6 r	3.3 r	2.9 r	2.5 r	1.6 r
United Kingdom	112	3.6	0.7 r	0.8 r	0.6 r	0.9 r	1.2 r	39.9	15.5 r	7.7 r	7.1 r	6.3 r	16.3 r
United States	111	17.0	4.9 r	3.6 r	0.6 r	4.4 r	8.3 r	68.7	13.0 r	12.9 r	17.5 r	38.4 r	25.5 r
Vatican	187	....	....	....	....	....	....	0.0	0.0 r	0.0 r	0.0 r	0.0 r	0.0 r
Emerg. & Dev. Economies	200	638.3	139.7	154.0	134.2	162.2	154.2	1,738.0	479.8	472.3	406.5	498.2	445.8
Emerg. & Dev. Asia	505	55.1	19.0	11.6	11.7	9.9	14.6	465.7	124.3	131.0	130.1	170.2	134.7
Bangladesh	513	....	....	....	....	....	....	5.6	1.3 r	1.0 r	0.8 r	1.0 r	1.0 r
Brunei Darussalam	516	0.0 e	0.0 e	0.0 e	0.0 e	0.0 e	0.0 e	....	....	....	....	....	....
Cambodia	522	....	....	....	....	....	....	0.9	0.2 r	0.2 r	0.2 r	0.3 r	0.2 r
China,P.R.: Mainland	924	52.1	18.2 r	10.4 r	10.7 r	9.3 r	14.0 r	369.4	99.6 r	106.8 r	105.3 r	140.8 r	109.1 r
Fiji	819	....	....	....	....	....	....	0.0	0.0 r	0.0 r	0.0 r	0.0 r	0.0 r
F.T. French Polynesia	887	0.1 e	0.0 e	0.0 e	0.0 e	0.0 e	0.0 e	0.0	0.0 r	0.0 r	0.0 r	0.0 r	0.0 r
F.T. New Caledonia	839	0.0 e	0.0 e	0.0 e	0.0 e	0.0 e	0.0 e	....	....	....	....	....	....
India	534	1.4	0.4 r	0.9 r	0.6 r	0.0 r	0.1 r	34.0	10.3 r	8.5 r	10.2 r	12.3 r	9.6 r
Indonesia	536	0.1	0.0 r	0.0 r	0.0 r	0.0 r	0.0 r	15.4	4.2 r	5.2 r	6.1 r	5.8 r	5.6 r
Lao People's Dem.Rep	544	....	....	....	....	....	....	0.0	0.0 r	0.0 r	0.0 r	0.0 r	0.0 r
Malaysia	548	0.1	0.0 r	0.0 r	0.0 r	0.0 r	0.1 r	6.7	0.4 r	0.5 r	0.2 r	0.4 r	0.4 r
Marshall Islands	867	1.1	0.3 r	0.2 r	0.2 r	0.3 r	0.3 r	0.0	0.0 r	0.0 r	0.0 r	0.0 r	0.0 r
Myanmar	518	....	....	....	....	....	....	0.2	0.0 r	0.0 r	0.0 r	0.0 r	0.0 r
Nepal	558	....	....	....	....	....	....	0.0	0.0 r	0.0 r	0.0 r	0.0 r	0.0 r
Papua New Guinea	853	....	....	....	....	....	....	0.0	0.0 r	0.0 r	0.0 r	0.0 r	0.0 r



# Albania (914)

In Millions of U.S. Dollars

		Exports (FOB)						Imports (CIF)					
		2015	2015Q3	2015Q4	2016Q1	2016Q2	2016Q3	2015	2015Q3	2015Q4	2016Q1	2016Q2	2016Q3
Philippines	566	....	....	....	....	....	....	0.9	0.0 r	....	....	....	....
Sri Lanka	524	0.0	0.0 r	0.0 r	0.0 r	0.0 r	0.0 r	0.4	0.1 r	0.1 r	0.1 r	0.1 r	0.0 r
Thailand	578	0.1	0.1 r	0.0 r	0.0 r	0.1 r	0.0 r	9.3	2.2 r	2.3 r	2.0 r	2.7 r	2.5 r
Tonga	866	0.0	0.0 r	0.0 r	0.0 r	0.0 r	0.0 r	0.0	0.0 r	0.0 r	0.0 r	0.0 r	0.0 r
Vietnam	582	0.1	0.0 r	0.0 r	0.0 r	0.0 r	0.0 r	14.2	3.6 r	4.0 r	3.2 r	4.2 r	3.8 r
Asia n.s.	598	....	....	....	....	....	....	8.6	2.2 r	2.4 r	2.0 r	2.5 r	2.3 r
<b>Europe</b>	170	<b>546.8</b>	<b>114.3</b>	<b>135.2</b>	<b>116.1</b>	<b>144.7</b>	<b>132.4</b>	<b>1,109.9</b>	<b>309.7</b>	<b>299.1</b>	<b>242.9</b>	<b>283.9</b>	<b>271.5</b>
<b>Emerg. &amp; Dev. Europe</b>	903	<b>544.7</b>	<b>113.6</b>	<b>134.8</b>	<b>115.7</b>	<b>144.0</b>	<b>131.7</b>	<b>985.6</b>	<b>269.3</b>	<b>256.8</b>	<b>219.5</b>	<b>262.0</b>	<b>251.5</b>
Bosnia and Herzegovina	963	5.1	1.2 r	1.2 r	1.1 r	1.4 r	1.3 r	25.5	6.4 r	7.1 r	5.8 r	7.5 r	6.9 r
Bulgaria	918	25.1	4.9 r	8.1 r	2.7 r	4.4 r	4.4 r	59.3	15.1 r	14.0 r	13.0 r	12.8 r	12.3 r
Croatia	960	3.9	1.0 r	1.1 r	1.2 r	1.8 r	1.1 r	59.1	25.0 r	11.1 r	8.5 r	10.6 r	11.8 r
Faroe Islands	816	0.0 e	0.0 e	0.0 e	0.0 e	0.0 e	0.0 e	0.0	0.0 r	0.0 r	0.0 r	0.0 r	0.0 r
Hungary	944	14.8	4.4 r	5.4 r	4.9 r	5.1 r	4.6 r	38.3	8.6 r	10.3 r	9.4 r	11.4 r	10.1 r
Kosovo	967	157.4	37.9 r	37.1 r	34.7 r	42.8 r	39.6 r	41.8	10.5 r	11.7 r	9.5 r	12.3 r	11.3 r
Macedonia, FYR	962	50.9	13.7 r	12.7 r	11.8 r	12.9 r	13.0 r	68.0	17.1 r	19.2 r	16.1 r	21.5 r	19.1 r
Montenegro	943	26.8	6.4 r	6.8 r	4.0 r	8.6 r	5.8 r	24.3	6.6 r	6.1 r	3.9 r	6.4 r	8.4 r
Poland	964	3.6	1.1 r	0.9 r	1.0 r	1.1 r	1.1 r	65.9	19.5 r	17.1 r	15.4 r	18.9 r	18.6 r
Romania	968	10.6	2.9 r	4.2 r	3.5 r	4.7 r	7.6 r	48.3	11.6 r	8.5 r	17.1 r	12.7 r	14.0 r
Serbia, Republic of	942	191.4	31.6 r	52.3 r	45.7 r	55.2 r	47.8 r	208.1	58.3 r	44.5 r	42.3 r	49.2 r	47.9 r
Turkey	186	55.1	8.3 r	5.0 r	5.1 r	6.1 r	5.4 r	346.8	90.5 r	107.0 r	78.4 r	98.7 r	91.0 r
<b>CIS</b>	901	<b>2.1</b>	<b>0.7</b>	<b>0.4</b>	<b>0.4</b>	<b>0.7</b>	<b>0.7</b>	<b>124.4</b>	<b>40.4</b>	<b>42.4</b>	<b>23.3</b>	<b>22.0</b>	<b>20.0</b>
Armenia	911	0.0	0.0 r	0.0 r	0.0 r	0.0 r	0.0 r	0.0	0.0 r	0.0 r	0.0 r	0.0 r	0.0 r
Belarus	913	0.1	0.0 r	0.0 r	0.0 r	0.0 r	0.0 r	0.1	....	....	0.0 r	0.0 r	0.1 r
Georgia	915	0.1	....	0.1 r	0.0 r	....	....	0.0	....	0.0 r	....	....	0.0 r
Kazakhstan	916	0.0	0.0 r	0.0 r	0.0 r	0.0 r	0.0 r	0.3	0.1 r	0.1 r	0.1 r	0.1 r	0.1 r
Kyrgyz Republic	917	0.0	0.0 r	0.0 r	0.0 r	0.0 r	0.0 r	0.0	0.0 r	0.0 r	0.0 r	0.0 r	0.0 r
Moldova	921	0.0	0.0 r	0.0 r	0.0 r	0.0 r	0.0 r	0.3	0.1 r	0.1 r	0.1 r	0.1 r	0.1 r
Russian Federation	922	0.4	0.1 r	0.1 r	0.1 r	0.1 r	0.1 r	95.4	34.5 r	34.6 r	14.0 r	16.8 r	12.9 r
Turkmenistan	925	0.0	0.0 r	0.0 r	....	....	....	0.0	0.0 r	0.0 r	....	....	....
Ukraine	926	1.4	0.6 r	0.2 r	0.3 r	0.6 r	0.5 r	28.2	5.7 r	7.6 r	9.2 r	5.0 r	6.8 r
<b>Mid East, N Africa, Pak</b>	440	<b>30.7</b>	<b>4.9</b>	<b>5.8</b>	<b>5.1</b>	<b>6.1</b>	<b>5.7</b>	<b>77.6</b>	<b>20.0</b>	<b>20.6</b>	<b>14.2</b>	<b>17.8</b>	<b>16.4</b>
Afghanistan, I.R. of	512	....	....	....	....	....	....	0.0	0.0 r	0.0 r	0.0 r	0.0 r	0.0 r
Algeria	612	0.4	0.1 r	0.1 r	0.1 r	0.1 r	0.1 r	6.4	1.6 r	1.8 r	1.5 r	1.9 r	1.7 r
Bahrain, Kingdom of	419	....	....	....	....	....	....	1.0	0.3 r	0.3 r	0.2 r	0.3 r	0.3 r
Egypt	469	11.5	0.4 r	0.5 r	0.3 r	0.4 r	0.4 r	21.4	5.9 r	5.1 r	1.8 r	2.2 r	1.9 r
Iran, I.R. of	429	0.3	0.1 r	0.1 r	0.1 r	0.1 r	0.1 r	1.1	0.3 r	0.3 r	0.3 r	0.3 r	0.3 r
Iraq	433	2.7	0.6 r	0.6 r	0.6 r	0.7 r	0.7 r	....	....	....	....	....	....
Jordan	439	1.0	0.2 r	0.6 r	0.9 r	0.9 r	0.9 r	0.3	0.0 r	0.1 r	0.0 r	0.1 r	0.1 r
Kuwait	443	0.0	0.0 r	0.0 r	0.0 r	0.0 r	0.0 r	0.0	0.0 r	0.0 r	0.0 r	0.0 r	0.0 r
Lebanon	446	0.3	0.1 r	0.1 r	0.0 r	0.1 r	0.0 r	0.0	....	0.0 r	....	....	....
Libya	672	4.2	1.0 r	1.0 r	0.9 r	1.1 r	1.1 r	20.1	5.0 r	5.6 r	4.6 r	5.9 r	5.4 r
Mauritania	682	....	....	....	....	....	....	0.0	0.0 r	0.0 r	0.0 r	0.0 r	0.0 r
Morocco	686	0.6	0.1 r	0.5 r	0.0 r	0.0 r	0.0 r	3.9	1.0 r	0.9 r	0.2 r	0.3 r	0.3 r
Oman	449	0.0	0.0 r	0.0 r	0.0 r	0.0 r	0.0 r	0.7	0.2 r	0.2 r	0.2 r	0.2 r	0.2 r
Pakistan	564	0.1	0.0 r	0.0 r	0.0 r	0.0 r	0.0 r	5.4	1.4 r	1.5 r	1.5 r	1.6 r	1.6 r
Qatar	453	0.0	0.0 r	0.0 r	0.0 r	0.0 r	0.0 r	2.4	0.6 r	0.7 r	0.5 r	0.7 r	0.6 r
Saudi Arabia	456	4.4	1.0 r	1.0 r	1.0 r	1.2 r	1.1 r	2.3	0.5 r	0.5 r	0.5 r	0.6 r	0.6 r
Sudan	732	....	....	....	....	....	....	0.1	0.0 r	0.0 r	0.0 r	0.0 r	0.0 r
Syrian Arab Republic	463	....	....	....	....	....	....	0.1	0.0 r	0.0 r	0.0 r	0.0 r	0.0 r
Tunisia	744	0.5	0.1 r	0.1 r	0.1 r	0.1 r	0.1 r	6.9	1.7 r	1.9 r	1.6 r	2.0 r	1.9 r
United Arab Emirates	466	4.6	1.1 r	1.1 r	1.0 r	1.2 r	1.2 r	5.5	1.5 r	1.6 r	1.3 r	1.6 r	1.4 r
West Bank and Gaza	487	0.1 e	0.0 e	0.0 e	0.0 e	0.0 e	0.0 e	....	....	....	....	....	....
Yemen, Republic of	474	0.0	0.0 r	0.0 r	0.0 r	0.0 r	0.0 r	0.0	0.0 r	0.0 r	0.0 r	0.0 r	0.0 r
<b>Sub-Saharan Africa</b>	603	<b>0.7</b>	<b>0.2</b>	<b>0.2</b>	<b>0.2</b>	<b>0.2</b>	<b>0.2</b>	<b>4.3</b>	<b>1.0</b>	<b>0.8</b>	<b>0.7</b>	<b>1.0</b>	<b>3.0</b>
Benin	638	....	....	....	....	....	....	0.0	0.0 r	0.0 r	0.0 r	0.0 r	0.0 r
Botswana	616	0.0	0.0 r	0.0 r	0.0 r	0.0 r	0.0 r	0.2 e	0.0 e	0.0 e	0.1 e	0.1 e	0.1 e
Burkina Faso	748	....	....	....	....	....	....	0.0	0.0 r	0.0 r	0.0 r	0.0 r	0.0 r
Burundi	618	0.0 e	0.0 e	0.0 e	0.0 e	0.0 e	0.0 e	0.0	0.0 r	0.0 r	0.0 r	0.0 r	0.0 r
Cabo Verde	624	0.0 e	0.0 e	0.0 e	0.0 e	0.0 e	0.0 e	0.0	0.0 r	0.0 r	0.0 r	0.0 r	0.0 r
Cameroon	622	0.0	0.0 r	0.0 r	0.0 r	0.0 r	0.0 r	0.3	0.1 r	0.1 r	0.1 r	0.1 r	0.1 r

# Albania (914)

In Millions of U.S. Dollars

		Exports (FOB)						Imports (CIF)					
		2015	2015Q3	2015Q4	2016Q1	2016Q2	2016Q3	2015	2015Q3	2015Q4	2016Q1	2016Q2	2016Q3
Chad	628	....	....	....	....	....	....	0.0	0.0 r	0.0 r	0.0 r	0.0 r	0.0 r
Comoros	632	....	....	....	....	....	....	0.0	0.0 r	0.0 r	0.0 r	0.0 r	0.0 r
Congo, Republic of	634	0.1	0.0 r	0.0 r	0.0 r	0.0 r	0.0 r	....	....	....	....	....	....
Côte d'Ivoire	662	0.3	0.1 r	0.1 r	0.1 r	0.1 r	0.0 r	0.5	0.1 r	0.1 r	0.1 r	0.1 r	0.1 r
Eritrea	643	....	....	....	....	....	....	0.0	0.0 r	0.0 r	0.0 r	0.0 r	0.0 r
Ethiopia	644	....	....	....	....	....	....	0.2	0.0 r	0.0 r	0.0 r	0.0 r	0.0 r
Gabon	646	....	....	....	....	....	....	0.3	0.1 r	0.1 r	0.1 r	0.1 r	0.1 r
Ghana	652	0.1	0.0 r	0.0 r	0.0 r	0.0 r	0.0 r	0.1	0.0 r	0.0 r	0.0 r	0.0 r	0.0 r
Guinea	656	0.0	0.0 r	0.0 r	0.0 r	0.0 r	0.0 r	0.0	0.0 r	0.0 r	0.0 r	0.0 r	0.0 r
Kenya	664	0.0	0.0 r	0.0 r	0.0 r	0.0 r	0.0 r	0.1	0.0 r	0.0 r	0.0 r	0.0 r	0.0 r
Madagascar	674	....	....	....	....	....	....	0.0	0.0 r	0.0 r	0.0 r	0.0 r	0.0 r
Mali	678	0.0	0.0 r	0.0 r	0.0 r	0.0 r	0.0 r	0.0	0.0 r	0.0 r	0.0 r	0.0 r	0.0 r
Mauritius	684	....	....	....	....	....	....	0.0	0.0 r	0.0 r	0.0 r	0.0 r	0.0 r
Namibia	728	....	....	....	....	....	....	0.0	0.0 r	0.0 r	0.0 r	0.0 r	0.0 r
Niger	692	0.2	0.0 r	0.0 r	0.0 r	0.0 r	0.0 r	0.0	0.0 r	0.0 r	0.0 r	0.0 r	0.0 r
Nigeria	694	0.0	0.0 r	0.0 r	0.0 r	0.0 r	0.0 r	0.0	0.0 r	0.0 r	0.0 r	0.0 r	0.0 r
Senegal	722	0.0	0.0 r	0.0 r	0.0 r	0.0 r	0.0 r	0.1	0.0 r	0.0 r	0.0 r	0.0 r	0.0 r
Seychelles	718	....	....	....	....	....	....	0.1	0.0 r	0.0 r	0.0 r	0.0 r	0.0 r
Sierra Leone	724	....	....	....	....	....	....	0.0	0.0 r	0.0 r	0.0 r	0.0 r	0.0 r
South Africa	199	0.0	0.0 r	0.0 r	0.0 r	0.0 r	0.0 r	2.0	0.4 r	0.2 r	0.1 r	0.4 r	2.4 r
Swaziland	734	0.0	0.0 r	0.0 r	0.0 r	0.0 r	0.0 r	0.0	0.0 r	0.0 r	0.0 r	0.0 r	0.0 r
Tanzania	738	....	....	....	....	....	....	0.0	0.0 r	0.0 r	0.0 r	0.0 r	0.0 r
Uganda	746	....	....	....	....	....	....	0.4	0.1 r	0.1 r	0.1 r	0.1 r	0.1 r
Zambia	754	0.0	0.0 r	....	....	....	0.0 r	....	....	....	....	....	....
<b>Western Hemisphere</b>	<b>205</b>	<b>4.9</b>	<b>1.3</b>	<b>1.1</b>	<b>1.1</b>	<b>1.3</b>	<b>1.4</b>	<b>80.4</b>	<b>24.9</b>	<b>20.8</b>	<b>18.7</b>	<b>25.1</b>	<b>20.2</b>
Antigua and Barbuda	311	....	....	....	....	....	....	0.0	0.0 r	0.0 r	0.0 r	0.0 r	0.0 r
Argentina	213	....	....	....	....	....	....	17.1	4.3 r	4.3 r	4.3 r	4.3 r	4.3 r
Aruba	314	0.0 e	0.0 e	0.0 e	....	....	....	....	....	....	....	....	....
Bahamas, The	313	....	....	....	....	....	....	0.0	0.0 r	0.0 r	0.0 r	0.0 r	0.0 r
Barbados	316	0.0	0.0 r	0.0 r	0.0 r	0.0 r	0.0 r	0.0	0.0 r	0.0 r	0.0 r	0.0 r	0.0 r
Belize	339	....	....	....	....	....	....	0.0	0.0 r	0.0 r	0.0 r	0.0 r	0.0 r
Bolivia	218	....	....	....	....	....	....	0.0	0.0 r	0.0 r	0.0 r	0.0 r	0.0 r
Brazil	223	0.4	0.2 r	0.0 r	0.1 r	0.0 r	0.1 r	36.7	14.3 r	10.7 r	8.1 r	13.2 r	8.8 r
Chile	228	0.1	0.0 r	0.0 r	0.1 r	0.1 r	0.2 r	0.2	0.1 r	....	0.1 r	0.0 r	....
Colombia	233	0.0	0.0 r	0.0 r	0.0 r	0.0 r	0.0 r	0.5	0.2 r	0.1 r	....	....	....
Costa Rica	238	....	....	....	....	....	....	0.5	0.1 r	0.1 r	0.1 r	0.2 r	0.1 r
Dominican Republic	243	....	....	....	....	....	....	0.2	0.1 r	0.1 r	0.0 r	0.1 r	0.1 r
Ecuador	248	....	....	....	....	....	....	14.7	3.0 r	3.1 r	3.8 r	4.8 r	4.4 r
El Salvador	253	....	....	....	....	....	....	0.0	0.0 r	0.0 r	0.0 r	0.0 r	0.0 r
Falkland Islands	323	....	....	....	....	....	....	1.0	0.3 r	0.3 r	0.2 r	0.3 r	0.3 r
Greenland	326	....	....	....	....	....	....	0.1	0.0 r	0.0 r	0.0 r	0.0 r	0.0 r
Grenada	328	0.0 e	0.0 e	0.0 e	0.0 e	0.0 e	0.0 e	0.0	0.0 r	0.0 r	0.0 r	0.0 r	0.0 r
Guatemala	258	....	....	....	....	....	....	0.0	0.0 r	0.0 r	0.0 r	0.0 r	0.0 r
Haiti	263	0.1	0.0 r	0.0 r	0.0 r	0.0 r	0.0 r	....	....	....	....	....	....
Honduras	268	....	....	....	....	....	....	0.1	0.0 r	0.0 r	0.0 r	0.0 r	0.0 r
Mexico	273	0.0	0.0 r	0.0 r	0.0 r	0.0 r	0.0 r	6.3	1.6 r	1.6 r	1.6 r	1.6 r	1.6 r
Nicaragua	278	....	....	....	....	....	....	0.0	0.0 r	0.0 r	0.0 r	0.0 r	0.0 r
Panama	283	....	....	....	....	....	....	0.6	0.4 r	....	....	....	....
Paraguay	288	....	....	....	....	....	....	0.9	0.2 r	0.2 r	0.2 r	0.3 r	0.2 r
Peru	293	....	....	....	....	....	....	0.4	0.1 r	0.1 r	0.1 r	0.1 r	0.1 r
St. Vincent & Grens.	364	....	....	....	....	....	....	0.0	0.0 r	0.0 r	0.0 r	0.0 r	0.0 r
Suriname	366	....	....	....	....	....	....	0.0	0.0 r	0.0 r	0.0 r	0.0 r	0.0 r
Trinidad and Tobago	369	....	....	....	....	....	....	0.0	0.0 r	0.0 r	0.0 r	0.0 r	0.0 r
Uruguay	298	....	....	....	....	....	....	0.2	0.0 r	....	....	....	....
Venezuela, Rep. Bol.	299	....	....	....	....	....	....	0.7	0.2 r	0.2 r	0.2 r	0.2 r	0.2 r
Western Hem. n.s.	399	4.3	1.0 r	1.0 r	0.9 r	1.2 r	1.1 r	0.1	0.0 r	0.0 r	0.0 r	0.0 r	0.0 r
<b>Other Countries n.i.e</b>	<b>910</b>	<b>....</b>	<b>....</b>	<b>....</b>	<b>....</b>	<b>....</b>	<b>....</b>	<b>0.2</b>	<b>0.1</b>	<b>0.1</b>	<b>0.1</b>	<b>0.1</b>	<b>0.1</b>
Cuba	928	....	....	....	....	....	....	0.1	0.0 r	0.0 r	0.0 r	0.0 r	0.0 r
Korea, Dem. People's Rep.	954	....	....	....	....	....	....	0.1	0.0 r	0.0 r	0.0 r	0.0 r	0.0 r
<b>Countries &amp; Areas n.s.</b>	<b>898</b>	<b>0.1</b>	<b>0.0 r</b>	<b>0.0 r</b>	<b>0.0 r</b>	<b>0.0 r</b>	<b>0.0 r</b>	<b>9.2</b>	<b>2.3 r</b>	<b>2.6 r</b>	<b>2.1 r</b>	<b>2.7 r</b>	<b>2.5 r</b>

# Albania (914)

In Millions of U.S. Dollars

		Exports (FOB)						Imports (CIF)					
		2015	2015Q3	2015Q4	2016Q1	2016Q2	2016Q3	2015	2015Q3	2015Q4	2016Q1	2016Q2	2016Q3
<b>Memorandum Items</b>													
Africa	605	2.3	0.5	0.9	0.4	0.4	0.4	21.7	5.3	5.4	3.9	5.3	6.9
Middle East	405	29.1	4.5	5.0	4.9	5.9	5.5	54.9	14.3	14.5	9.4	12.0	10.9
European Union	998	1,452.5	360.4	378.9	397.5	417.2	397.8	2,665.8	658.9	740.0	613.2	831.2	762.1
Export earnings: fuel	080	17.2	4.1	4.0	3.8	4.6	4.3	151.3	48.0	49.1	27.1	33.5	28.3
Export earnings: nonfuel	092	2,064.1	494.6	519.5	523.0	568.2	546.3	4,220.8	1,066.6	1,144.8	984.0	1,318.2	1,175.8

# Algeria (612)

In Millions of U.S. Dollars

		Exports (FOB)						Imports (CIF)					
		2015	2015Q3	2015Q4	2016Q1	2016Q2	2016Q3	2015	2015Q3	2015Q4	2016Q1	2016Q2	2016Q3
IFS World		35,137.6	7,941.9	7,939.6	6,055.0	7,207.0	7,429.0	51,646.0	12,093.0	12,146.0	11,530.0	11,979.0	11,575.0
World	001	34,564.3	8,165.2	8,163.3	6,989.2	7,320.7	8,230.2	52,626.9	11,700.0	13,159.5	12,219.2	13,465.0	12,490.6
Advanced Economies	110	27,312.9	6,343.6	6,333.9	5,753.0	5,832.8	6,608.0	29,449.5	6,884.6	7,863.8	7,034.4	7,417.2	6,179.3
Euro Area	163	19,914.8	4,436.0	5,051.1	4,766.1	4,734.6	5,108.4	21,413.9	4,852.5	5,730.5	5,008.5	5,268.9	4,297.6
Austria	122	0.1	0.0 r	0.0 r	0.0 r	0.0 r	0.0 r	395.5	100.4 r	105.5 r	55.4 r	99.9 r	82.7 r
Belgium	124	998.1	276.0 r	208.2 r	157.1 r	236.0 r	363.5 r	951.5	218.3 r	255.0 r	198.4 r	191.5 r	189.1 r
Cyprus	423	21.6	....	18.7 r	1.8 r	0.0 r	0.9 r	1.7	0.1 r	0.2 r	0.0 r	0.0 r	0.9 r
Estonia	939	....	....	....	....	....	....	59.1	36.5 r	19.5 r	0.9 r	1.0 r	9.2 r
Finland	172	....	....	....	....	....	....	262.7	49.9 r	67.4 r	56.7 r	57.1 r	55.1 r
France	132	4,243.4	876.2 r	1,135.6 r	804.5 r	598.4 r	959.3 r	5,434.4	1,337.0 r	1,431.8 r	1,135.7 r	1,194.1 r	1,009.7 r
Germany	134	60.0	13.4 r	11.7 r	8.0 r	11.5 r	12.2 r	3,254.1	664.0 r	878.8 r	1,365.2 r	919.3 r	767.2 r
Greece	174	144.0	17.3 r	26.7 r	28.9 r	19.6 r	57.3 r	259.8	55.9 r	81.6 r	60.4 r	47.8 r	76.3 r
Ireland	178	86.0	0.0 r	14.3 r	3.7 r	3.7 r	3.7 r	173.5	44.7 r	44.2 r	30.5 r	46.4 r	53.6 r
Italy	136	4,735.3	1,149.7 r	1,039.9 r	1,382.4 r	1,602.7 r	1,388.3 r	4,638.6	977.1 r	1,243.8 r	980.4 r	1,300.0 r	860.2 r
Latvia	941	....	....	....	....	....	....	137.1	57.7 r	47.4 r	13.6 r	0.0 r	29.0 r
Lithuania	946	0.0	0.0 r	....	0.0 r	....	....	126.5	17.3 r	22.7 r	8.2 r	9.0 r	13.9 r
Luxembourg	137	0.0	0.0 r	0.0 r	0.0 r	....	0.0 r	26.4	6.4 r	13.5 r	7.7 r	4.1 r	3.4 r
Malta	181	239.7	0.9 r	238.3 r	706.0 r	704.2 r	706.5 r	15.7	0.4 r	0.7 r	0.7 r	0.2 r	1.6 r
Netherlands	138	2,082.3	380.2 r	529.4 r	216.2 r	376.9 r	393.0 r	875.8	222.5 r	232.9 r	134.8 r	159.9 r	194.8 r
Portugal	182	1,248.4	255.0 r	360.1 r	305.4 r	192.7 r	145.5 r	703.7	139.0 r	180.8 r	126.5 r	198.5 r	121.5 r
Slovak Republic	936	0.0	....	....	....	....	0.0 r	37.3	4.2 r	14.7 r	5.2 r	2.6 r	12.5 r
Slovenia	961	32.8	15.9 r	0.0 r	0.0 r	....	1.0 r	281.9	42.5 r	77.2 r	62.8 r	33.6 r	34.3 r
Spain	184	6,023.0	1,451.4 r	1,468.2 r	1,152.1 r	988.8 r	1,077.1 r	3,778.5	878.6 r	1,012.6 r	765.3 r	1,003.9 r	782.5 r
Australia	193	2.0	....	1.3 r	4.1 r	49.6 r	54.7 r	17.3	8.8 r	2.0 r	1.2 r	5.6 r	91.2 r
Canada	156	653.2	223.3 r	125.6 r	200.2 r	311.7 r	415.1 r	588.2	40.4 r	195.1 r	200.7 r	60.5 r	107.8 r
China,P.R.: Hong Kong	532	0.4	0.0 r	0.2 r	3.5 r	0.5 r	0.1 r	17.8	4.1 r	2.8 r	3.3 r	4.8 r	3.5 r
Czech Republic	935	0.0	0.0 r	0.0 r	0.1 r	0.0 r	0.0 r	336.6	89.6 r	90.3 r	87.7 r	59.4 r	34.3 r
Denmark	128	40.8	8.9 r	12.1 r	5.9 r	6.0 r	6.0 r	180.5	58.2 r	42.2 r	37.4 r	85.5 r	79.6 r
Iceland	176	0.0	0.0 r	0.0 r	0.0 r	0.0 r	....	0.1	0.0 r	0.0 r	0.0 r	0.0 r	0.0 r
Japan	158	548.5	128.8 r	138.2 r	62.8 r	43.4 r	33.7 r	551.8	163.9 r	99.4 r	188.6 r	71.6 r	50.6 r
Korea, Republic of	542	956.6	226.9 r	189.8 r	109.6 r	21.0 r	37.0 r	1,175.5	195.6 r	349.8 r	289.1 r	224.1 r	265.2 r
New Zealand	196	0.0	....	0.0 r	0.1 r	0.1 r	0.0 r	481.8	137.9 r	89.2 r	66.5 r	169.3 r	136.1 r
Norway	142	14.3	0.0 r	0.0 r	4.6 r	0.1 r	0.0 r	40.1	12.2 r	4.8 r	2.9 r	7.1 r	5.4 r
San Marino	135	....	....	....	....	....	....	....	0.0 r	0.0 r	0.0 r	0.0 r	0.0 r
Singapore	576	294.0	51.3 r	0.0 r	0.1 r	19.1 r	18.7 r	79.1	17.2 r	34.9 r	15.8 r	8.9 r	15.1 r
Sweden	144	4.6	0.0 r	0.9 r	0.0 r	1.0 r	0.6 r	518.9	107.5 r	119.2 r	77.3 r	108.4 r	103.7 r
Switzerland	146	6.9	2.2 r	1.4 r	0.6 r	1.9 r	0.7 r	454.8	144.3 r	98.8 r	110.8 r	121.2 r	94.4 r
Taiwan Prov.of China	528	171.0	55.5 r	11.1 r	6.8 r	38.9 r	14.9 r	123.0	32.5 r	38.5 r	28.4 r	25.1 r	34.4 r
United Kingdom	112	2,493.4	577.7 r	397.2 r	203.1 r	100.0 r	347.8 r	868.1	200.3 r	258.4 r	251.6 r	318.4 r	170.7 r
United States	111	2,212.2	632.8 r	404.9 r	385.6 r	505.0 r	570.6 r	2,602.1	819.6 r	707.9 r	664.5 r	878.5 r	689.6 r
<b>Emerg. &amp; Dev. Economies</b>	<b>200</b>	<b>7,056.0</b>	<b>1,777.4</b>	<b>1,785.2</b>	<b>1,202.5</b>	<b>1,447.8</b>	<b>1,580.8</b>	<b>20,323.0</b>	<b>4,814.9</b>	<b>5,295.2</b>	<b>4,547.6</b>	<b>5,385.8</b>	<b>5,671.6</b>
<b>Emerg. &amp; Dev. Asia</b>	<b>505</b>	<b>1,450.3</b>	<b>563.1</b>	<b>315.3</b>	<b>232.1</b>	<b>297.4</b>	<b>195.4</b>	<b>9,928.5</b>	<b>2,424.2</b>	<b>2,335.4</b>	<b>2,242.5</b>	<b>2,639.5</b>	<b>2,671.6</b>
Bangladesh	513	0.6	0.1 r	0.1 r	0.1 r	0.1 r	0.1 r	17.6	6.9 r	1.4 r	1.8 r	1.8 r	1.8 r
Cambodia	522	0.0	0.0 r	0.0 r	0.0 r	0.0 r	0.0 r	4.1	1.0 r	1.0 r	0.9 r	1.0 r	0.9 r
China,P.R.: Mainland	924	654.1	186.3 r	194.0 r	102.4 r	117.3 r	12.5 r	7,897.4	1,954.3 r	1,940.4 r	1,823.5 r	2,123.6 r	2,208.5 r
Fiji	819	....	....	....	....	....	....	0.0	0.0 r	0.0 r	0.0 r	0.0 r	0.0 r
F.T. French Polynesia	887	....	0.0 e	0.0 e	0.0 e	0.0 e	0.0 e	....	....	....	....	....	....
F.T. New Caledonia	839	....	0.0 e	0.0 e	0.0 e	0.0 e	0.0 e	0.0	0.0 r	0.0 r	0.0 r	0.0 r	0.0 r
India	534	303.1	164.0 r	60.2 r	75.9 r	178.0 r	181.9 r	1,073.0	267.3 r	196.3 r	219.8 r	322.2 r	273.5 r
Indonesia	536	297.2	124.5 r	30.6 r	51.6 r	0.1 r	0.1 r	212.4	37.3 r	37.6 r	30.3 r	35.0 r	33.9 r
Lao People's Dem.Rep	544	....	....	....	....	....	....	0.0	0.0 r	0.0 r	0.0 r	0.0 r	0.0 r
Malaysia	548	189.8	88.0 r	27.2 r	0.1 r	0.3 r	0.3 r	179.2	38.0 r	45.7 r	58.0 r	40.1 r	30.9 r
Maldives	556	....	....	....	....	....	....	0.1	0.0 r	0.0 r	0.0 r	0.0 r	0.0 r
Marshall Islands	867	....	....	....	....	....	....	....	0.0 r	0.0 r	0.0 r	0.0 r	0.0 r
Mongolia	948	0.0	0.0 r	0.0 r	0.0 r	0.0 r	0.0 r	0.0	0.0 r	0.0 r	0.0 r	0.0 r	0.0 r
Myanmar	518	0.0	0.0 r	0.0 r	0.0 r	0.0 r	0.0 r	0.2	0.0 r	0.0 r	0.0 r	0.0 r	0.0 r
Nepal	558	....	....	....	....	....	....	0.0	0.0 r	0.0 r	0.0 r	0.0 r	0.0 r
Philippines	566	2.5	....	2.5 r	0.1 r	0.1 r	0.1 r	16.9	3.6 r	4.3 r	0.5 r	0.6 r	0.6 r
Samoa	862	....	....	....	....	....	....	0.0	0.0 r	0.0 r	0.0 r	0.0 r	0.0 r
Sri Lanka	524	0.0	....	0.0 r	0.0 r	0.0 r	....	2.1	0.2 r	0.7 r	0.2 r	0.3 r	0.5 r

# Algeria (612)

In Millions of U.S. Dollars

		Exports (FOB)						Imports (CIF)					
		2015	2015Q3	2015Q4	2016Q1	2016Q2	2016Q3	2015	2015Q3	2015Q4	2016Q1	2016Q2	2016Q3
Thailand	578	2.2	0.0 r	0.7 r	1.8 r	1.4 r	0.2 r	192.2	37.1 r	29.6 r	34.0 r	39.6 r	49.1 r
Vietnam	582	0.7	0.2 r	0.2 r	0.1 r	0.1 r	0.2 r	333.3	78.5 r	78.3 r	73.3 r	75.2 r	71.9 r
Asia n.s.	598	....	....	....	....	....	....	0.0	0.0 r	0.0 r	0.0 r	0.0 r	0.0 r
<b>Europe</b>	170	<b>1,866.8</b>	<b>451.9</b>	<b>568.9</b>	<b>254.8</b>	<b>274.5</b>	<b>336.4</b>	<b>4,506.4</b>	<b>992.0</b>	<b>1,459.1</b>	<b>1,056.3</b>	<b>1,310.5</b>	<b>1,591.6</b>
<b>Emerg. &amp; Dev. Europe</b>	903	<b>1,841.6</b>	<b>443.7</b>	<b>562.6</b>	<b>248.4</b>	<b>269.8</b>	<b>332.8</b>	<b>3,393.5</b>	<b>790.9</b>	<b>860.5</b>	<b>774.9</b>	<b>936.5</b>	<b>773.1</b>
Albania	914	10.3	2.3 r	2.3 r	1.8 r	2.1 r	2.2 r	1.1	0.3 r	0.3 r	0.2 r	0.2 r	0.2 r
Bosnia and Herzegovina	963	0.0	0.0 r	0.0 r	0.0 r	0.0 r	0.0 r	16.2	3.8 r	3.8 r	3.6 r	3.8 r	3.6 r
Bulgaria	918	6.3	2.8 r	3.5 r	0.0 r	0.1 r	0.0 r	97.1	16.1 r	24.7 r	16.5 r	118.2 r	141.8 r
Croatia	960	3.9	1.3 r	0.7 r	0.6 r	0.7 r	1.0 r	47.5	3.8 r	9.2 r	15.2 r	4.8 r	4.2 r
Faroe Islands	816	....	0.0 e	0.0 e	0.0 e	0.0 e	0.0 e	....	....	....	....	....	....
Hungary	944	0.0	0.0 r	0.0 r	....	....	0.0 r	179.8	33.2 r	46.4 r	40.4 r	28.0 r	26.4 r
Montenegro	943	....	....	....	....	....	....	....	....	....	....	....	0.2 r
Poland	964	27.1	3.2 r	6.1 r	2.3 r	1.3 r	4.5 r	475.1	136.3 r	93.3 r	100.9 r	98.4 r	120.3 r
Romania	968	5.6	1.2 r	3.0 r	5.4 r	2.2 r	2.2 r	586.7	171.6 r	137.6 r	150.8 r	129.0 r	96.4 r
Serbia, Republic of	942	....	0.1 e	0.0 e	0.0 e	0.0 e	0.8 e	....	....	....	....	....	....
Turkey	186	1,787.4	432.9 r	546.9 r	238.3 r	263.3 r	322.1 r	1,949.0	425.7 r	545.3 r	447.3 r	554.0 r	379.9 r
<b>CIS</b>	901	<b>25.3</b>	<b>8.2</b>	<b>6.3</b>	<b>6.3</b>	<b>4.7</b>	<b>3.5</b>	<b>1,112.8</b>	<b>201.0</b>	<b>598.5</b>	<b>281.3</b>	<b>374.0</b>	<b>818.5</b>
Armenia	911	0.0	0.0 r	0.0 r	....	....	....	0.0	....	0.0 r	0.0 r	....	....
Azerbaijan, Rep. of	912	....	....	....	....	....	....	14.7	3.4 r	3.5 r	3.6 r	3.6 r	3.6 r
Belarus	913	0.0	....	....	....	....	....	6.1	1.4 r	2.7 r	0.3 r	0.2 r	0.6 r
Georgia	915	0.5	....	....	....	0.0 r	....	2.0	0.1 r	....	....	0.3 r	0.2 r
Kazakhstan	916	0.0	0.0 r	0.0 r	0.0 r	0.0 r	0.0 r	5.6	1.3 r	1.3 r	1.3 r	1.3 r	1.3 r
Kyrgyz Republic	917	0.0	0.0 r	0.0 r	0.0 r	0.0 r	0.0 r	0.1	0.0 r	0.0 r	0.0 r	0.0 r	0.0 r
Moldova	921	0.0	0.0 r	0.0 r	0.0 r	0.0 r	0.0 r	0.3	0.1 r	0.1 r	0.1 r	0.1 r	0.1 r
Russian Federation	922	8.6	1.5 r	1.4 r	3.7 r	3.9 r	1.8 r	804.7	99.1 r	539.3 r	216.4 r	329.2 r	710.7 r
Ukraine	926	16.1	6.7 r	4.9 r	2.6 r	0.9 r	1.7 r	279.2	95.5 r	51.6 r	59.8 r	39.4 r	102.1 r
Uzbekistan	927	0.0	0.0 r	0.0 r	0.0 r	0.0 r	0.0 r	0.1	0.0 r	0.0 r	0.0 r	0.0 r	0.0 r
Europe n.s.	884	....	....	....	....	....	....	0.1	0.0 r	0.0 r	0.0 r	0.0 r	0.0 r
<b>Mid East, N Africa, Pak</b>	440	<b>2,087.2</b>	<b>493.8</b>	<b>474.0</b>	<b>402.8</b>	<b>482.2</b>	<b>490.3</b>	<b>2,511.1</b>	<b>584.5</b>	<b>619.9</b>	<b>602.5</b>	<b>625.5</b>	<b>603.3</b>
Afghanistan, I.R. of	512	....	....	....	....	....	....	0.0	0.0 r	0.0 r	0.0 r	0.0 r	0.0 r
Bahrain, Kingdom of	419	0.0	0.0 r	0.0 r	0.0 r	0.0 r	0.0 r	91.5	23.7 r	23.8 r	21.0 r	20.2 r	18.2 r
Djibouti	611	0.0	0.0 r	0.0 r	0.0 r	0.0 r	0.0 r	0.0	0.0 r	0.0 r	0.0 r	0.0 r	0.0 r
Egypt	469	471.1	128.6 r	95.6 r	92.4 r	110.0 r	113.4 r	468.0	96.9 r	114.5 r	111.5 r	114.7 r	109.9 r
Iran, I.R. of	429	0.0	0.0 r	0.0 r	0.0 r	0.0 r	0.0 r	11.8	2.8 r	2.8 r	2.6 r	2.7 r	2.7 r
Iraq	433	3.5	0.8 r	0.8 r	0.6 r	0.7 r	0.7 r	0.0	0.0 r	0.0 r	0.0 r	0.0 r	0.0 r
Jordan	439	30.9	8.1 r	10.9 r	12.1 r	16.2 r	9.3 r	131.7	34.5 r	34.8 r	41.4 r	43.4 r	41.4 r
Kuwait	443	1.3	0.3 r	0.3 r	0.2 r	0.3 r	0.3 r	17.8	4.2 r	4.3 r	4.2 r	4.4 r	4.2 r
Lebanon	446	20.1	3.0 r	3.5 r	1.7 r	2.1 r	2.1 r	53.6	11.6 r	16.4 r	15.0 r	16.7 r	17.0 r
Libya	672	5.4	1.2 r	1.2 r	0.9 r	1.1 r	1.1 r	8.0	1.9 r	1.9 r	1.8 r	1.9 r	1.8 r
Mauritania	682	4.1	0.9 r	0.9 r	0.7 r	0.8 r	0.9 r	0.0	0.0 r	0.0 r	0.0 r	0.0 r	0.0 r
Morocco	686	623.6	140.5 r	150.3 r	133.9 r	160.6 r	166.6 r	206.4	42.9 r	45.7 r	46.1 r	47.6 r	45.8 r
Oman	449	0.0	0.0 r	0.0 r	0.0 r	0.0 r	0.0 r	58.8	13.8 r	13.8 r	13.1 r	13.6 r	13.2 r
Pakistan	564	0.2	0.0 r	0.0 r	0.0 r	0.0 r	0.0 r	27.8	6.5 r	6.5 r	6.2 r	6.5 r	6.3 r
Qatar	453	1.8	0.4 r	0.4 r	0.3 r	0.4 r	0.4 r	76.8	18.0 r	18.1 r	17.1 r	17.8 r	17.2 r
Saudi Arabia	456	6.8	1.5 r	1.5 r	1.2 r	1.4 r	1.4 r	587.1	139.6 r	140.6 r	132.5 r	136.5 r	131.0 r
Somalia	726	....	....	....	....	....	....	0.0	0.0 r	0.0 r	0.0 r	0.0 r	0.0 r
Sudan	732	0.0	....	....	0.0 r	0.0 r	0.0 r	8.6	....	....	....	....	....
Syrian Arab Republic	463	12.7	2.9 r	2.9 r	2.2 r	2.6 r	2.7 r	16.5	4.0 r	4.1 r	3.9 r	4.0 r	3.9 r
Tunisia	744	899.9	204.3 r	204.4 r	155.5 r	184.7 r	190.0 r	431.1	101.0 r	101.8 r	97.0 r	101.1 r	97.9 r
United Arab Emirates	466	5.6	1.3 r	1.3 r	1.0 r	1.1 r	1.2 r	315.5	83.1 r	90.7 r	89.0 r	94.4 r	92.8 r
Yemen, Republic of	474	....	....	....	....	....	....	0.0	0.0 r	0.0 r	0.0 r	0.0 r	0.0 r
<b>Sub-Saharan Africa</b>	603	<b>81.6</b>	<b>24.4</b>	<b>16.9</b>	<b>15.1</b>	<b>16.4</b>	<b>16.7</b>	<b>336.6</b>	<b>53.2</b>	<b>52.9</b>	<b>48.6</b>	<b>45.4</b>	<b>44.2</b>
Angola	614	0.9	0.2 r	0.2 r	0.2 r	0.2 r	0.2 r	1.5	0.3 r	0.3 r	0.3 r	0.3 r	0.3 r
Benin	638	1.1	0.3 r	0.3 r	0.2 r	0.2 r	0.2 r	0.0	0.0 r	0.0 r	0.0 r	0.0 r	0.0 r
Botswana	616	0.0	0.0 r	0.0 r	0.0 r	0.0 r	0.0 r	0.1	0.0 r	0.0 r	0.0 r	0.0 r	0.0 r
Burkina Faso	748	0.2	0.0 r	0.0 r	0.0 r	0.0 r	0.0 r	0.1	0.0 r	0.0 r	0.0 r	0.0 r	0.0 r
Burundi	618	0.0	0.0 r	0.0 r	0.0 r	0.0 r	0.0 r	0.1	0.0 r	0.0 r	0.0 r	0.0 r	0.0 r
Cabo Verde	624	0.0	0.0 r	0.0 r	0.0 r	0.0 r	0.0 r	0.4	0.1 r	0.1 r	0.1 r	0.1 r	0.1 r
Cameroon	622	0.4	0.1 r	0.1 r	0.1 r	0.1 r	0.1 r	13.1	3.1 r	3.1 r	2.9 r	3.0 r	2.9 r
Central African Rep.	626	0.0	0.0 r	0.0 r	0.0 r	0.0 r	0.0 r	....	....	....	....	....	....

# Algeria (612)

In Millions of U.S. Dollars

		Exports (FOB)						Imports (CIF)					
		2015	2015Q3	2015Q4	2016Q1	2016Q2	2016Q3	2015	2015Q3	2015Q4	2016Q1	2016Q2	2016Q3
Chad	628	0.2	0.0 r	0.0 r	0.0 r	0.0 r	0.0 r	0.0	0.0 r	0.0 r	0.0 r	0.0 r	0.0 r
Comoros	632	....	....	....	....	....	....	0.0	0.0 r	0.0 r	0.0 r	0.0 r	0.0 r
Congo, Republic of	634	0.1	0.0 r	0.0 r	0.0 r	0.0 r	0.0 r	4.1	1.0 r	1.0 r	0.9 r	0.9 r	0.9 r
Côte d'Ivoire	662	23.2	5.2 r	5.2 r	5.7 r	5.7 r	5.7 r	105.8	26.7 r	26.3 r	22.9 r	21.6 r	19.2 r
Equatorial Guinea	642	0.0	0.0 r	0.0 r	0.0 r	0.0 r	0.0 r	0.0	0.0 r	0.0 r	0.0 r	0.0 r	0.0 r
Eritrea	643	....	....	....	....	....	....	0.0	0.0 r	0.0 r	0.0 r	0.0 r	0.0 r
Ethiopia	644	....	....	....	....	....	....	1.3	0.3 r	0.3 r	0.3 r	0.3 r	0.3 r
Gabon	646	0.0	0.0 r	0.0 r	0.0 r	0.0 r	0.0 r	0.1	0.0 r	0.0 r	0.0 r	0.0 r	0.0 r
Ghana	652	12.7	2.9 r	2.9 r	2.2 r	2.6 r	2.7 r	2.7	0.6 r	0.6 r	0.6 r	0.6 r	0.6 r
Guinea	656	2.7	0.6 r	0.6 r	0.5 r	0.6 r	0.6 r	0.3	0.1 r	0.1 r	0.1 r	0.1 r	0.1 r
Kenya	664	4.0	0.9 r	0.9 r	0.7 r	0.8 r	0.8 r	0.3	0.1 r	0.1 r	0.1 r	0.1 r	0.1 r
Lesotho	666	0.0	0.0 r	0.0 r	0.0 r	0.0 r	0.0 r	0.1	0.0 r	0.0 r	0.0 r	0.0 r	0.0 r
Liberia	668	0.4	0.1 r	0.1 r	0.1 r	0.1 r	0.1 r	0.0	0.0 r	0.0 r	0.0 r	0.0 r	0.0 r
Madagascar	674	0.0	0.0 r	0.0 r	0.0 r	0.0 r	0.0 r	1.0	0.1 r	0.1 r	0.2 r	0.3 r	0.3 r
Malawi	676	0.0	0.0 r	0.0 r	0.0 r	0.0 r	0.0 r	1.4	0.3 r	0.3 r	0.3 r	0.3 r	0.3 r
Mali	678	0.8	0.2 r	0.2 r	0.1 r	0.2 r	0.2 r	5.0	1.2 r	1.2 r	1.1 r	1.2 r	1.1 r
Mauritius	684	0.0	0.0 r	0.0 r	0.0 r	0.0 r	0.0 r	0.4	0.1 r	0.0 r	0.0 r	0.0 r	0.0 r
Mozambique	688	7.8	1.8 r	1.8 r	1.3 r	1.6 r	1.6 r	0.1	0.0 r	0.0 r	0.0 r	0.0 r	0.0 r
Namibia	728	....	....	....	....	....	....	0.0	0.0 r	0.0 r	0.0 r	0.0 r	0.0 r
Niger	692	2.5	0.6 r	0.6 r	0.4 r	0.5 r	0.5 r	9.6	2.2 r	2.3 r	2.1 r	2.2 r	2.2 r
Nigeria	694	0.5	0.1 r	0.1 r	0.1 r	0.1 r	0.1 r	0.6	0.1 r	0.1 r	0.1 r	0.1 r	0.2 r
São Tomé & Príncipe	716	....	....	....	....	....	....	0.0	0.0 r	0.0 r	0.0 r	0.0 r	0.0 r
Senegal	722	8.5	7.4 r	0.2 r	0.1 r	0.1 r	0.1 r	0.7	0.2 r	0.1 r	....	....	....
Seychelles	718	0.0	0.0 r	0.0 r	0.0 r	0.0 r	0.0 r	0.0	0.0 r	0.0 r	0.0 r	0.0 r	0.0 r
Sierra Leone	724	0.5	0.1 r	0.1 r	0.1 r	0.1 r	0.1 r	0.0	0.0 r	0.0 r	0.0 r	0.0 r	0.0 r
South Africa	199	0.3	0.3 r	0.0 r	0.0 r	0.0 r	0.0 r	179.1	14.4 r	14.7 r	13.7 r	11.2 r	12.8 r
Swaziland	734	0.0	0.0 r	0.0 r	0.0 r	0.0 r	0.0 r	0.4	0.1 r	0.1 r	0.1 r	0.1 r	0.1 r
Tanzania	738	4.4	1.0 r	1.0 r	0.8 r	0.9 r	0.9 r	1.9	0.4 r	0.4 r	0.4 r	0.4 r	0.4 r
Togo	742	10.1	2.5 r	2.5 r	2.5 r	2.5 r	2.5 r	2.7	0.6 r	0.6 r	0.6 r	0.6 r	0.6 r
Uganda	746	0.0	0.0 r	0.0 r	0.0 r	0.0 r	0.0 r	1.1	0.3 r	0.3 r	0.3 r	0.3 r	0.3 r
Zambia	754	....	....	....	....	....	....	0.0	0.0 r	0.0 r	0.0 r	0.0 r	0.0 r
Zimbabwe	698	....	....	....	....	....	....	2.6	0.6 r	0.6 r	0.6 r	0.6 r	0.6 r
Africa n.s.	799	....	....	....	....	....	....	....	....	....	0.6 r	0.6 r	0.6 r
<b>Western Hemisphere</b>	<b>205</b>	<b>1,570.1</b>	<b>244.2</b>	<b>410.1</b>	<b>297.7</b>	<b>377.3</b>	<b>542.1</b>	<b>3,040.4</b>	<b>761.1</b>	<b>827.9</b>	<b>597.7</b>	<b>764.9</b>	<b>761.0</b>
Antigua and Barbuda	311	....	....	....	....	....	....	0.0	0.0 r	0.0 r	0.0 r	0.0 r	0.0 r
Argentina	213	....	....	....	....	....	....	1,220.5	271.1 r	272.9 r	270.2 r	292.4 r	291.8 r
Aruba	314	....	0.0 e	0.0 e	....	....	....	....	....	....	....	....	....
Bahamas, The	313	0.0	0.0 r	0.0 r	0.0 r	0.0 r	0.0 r	0.0	0.0 r	0.0 r	0.0 r	0.0 r	0.0 r
Belize	339	....	....	....	....	....	....	0.0	0.0 r	0.0 r	0.0 r	0.0 r	0.0 r
Bermuda	319	....	0.0 e	0.0 e	0.0 e	0.0 e	0.0 e	0.0	0.0 r	0.0 r	0.0 r	0.0 r	0.0 r
Bolivia	218	....	....	....	....	....	....	0.0	0.0 r	0.0 r	0.0 r	0.0 r	0.0 r
Brazil	223	1,546.6	228.7 r	408.4 r	290.8 r	350.1 r	508.4 r	1,092.5	241.9 r	312.9 r	272.6 r	320.0 r	297.8 r
Chile	228	3.2	0.0 r	0.0 r	0.0 r	0.0 r	0.0 r	9.0	1.3 r	1.1 r	2.0 r	1.9 r	1.6 r
Colombia	233	....	....	....	....	....	....	19.1	2.4 r	0.2 r	0.5 r	0.5 r	0.5 r
Dominica	321	0.0	0.0 r	0.0 r	0.0 r	0.0 r	0.0 r	0.0	0.0 r	0.0 r	0.0 r	0.0 r	0.0 r
Dominican Republic	243	0.0	0.0 r	0.0 r	0.0 r	0.0 r	0.0 r	0.7	0.2 r	0.2 r	0.1 r	0.2 r	0.1 r
Ecuador	248	....	....	....	....	....	....	166.0	18.7 r	107.9 r	21.1 r	21.1 r	21.1 r
El Salvador	253	....	....	....	....	0.0 r	....	0.5	....	0.3 r	....	0.1 r	....
Falkland Islands	323	....	....	....	....	....	....	0.1	0.0 r	0.0 r	0.0 r	0.0 r	0.0 r
Grenada	328	....	....	....	....	....	....	0.0	0.0 r	0.0 r	0.0 r	0.0 r	0.0 r
Guatemala	258	0.1	0.0 r	0.0 r	0.0 r	0.0 r	0.0 r	0.7	0.2 r	0.2 r	0.2 r	0.2 r	0.2 r
Guyana	336	....	....	....	....	....	....	0.0	0.0 r	0.0 r	0.0 r	0.0 r	0.0 r
Haiti	263	....	....	....	....	....	....	1.7	0.4 r	0.4 r	0.4 r	0.4 r	0.4 r
Honduras	268	0.0	....	....	....	....	....	0.2	0.0 r	0.2 r	....	....	....
Jamaica	343	0.0	0.0 r	0.0 r	0.0 r	0.0 r	0.0 r	0.0	0.0 r	0.0 r	0.0 r	0.0 r	0.0 r
Mexico	273	15.4	13.5 r	1.2 r	6.6 r	26.8 r	33.3 r	373.7	201.1 r	113.1 r	13.0 r	109.7 r	129.5 r
Nicaragua	278	....	....	....	....	....	....	0.0	0.0 r	0.0 r	0.0 r	0.0 r	0.0 r
Panama	283	....	....	....	....	....	....	0.1	0.0 r	0.0 r	0.0 r	0.0 r	0.0 r
Paraguay	288	....	....	....	....	....	....	42.8	10.0 r	10.1 r	9.5 r	9.9 r	9.6 r
Peru	293	0.0	0.0 r	0.0 r	0.0 r	0.0 r	0.0 r	20.0	4.5 r	4.5 r	4.3 r	4.5 r	4.4 r



# Algeria (612)

In Millions of U.S. Dollars

		Exports (FOB)						Imports (CIF)					
		2015	2015Q3	2015Q4	2016Q1	2016Q2	2016Q3	2015	2015Q3	2015Q4	2016Q1	2016Q2	2016Q3
St. Kitts and Nevis	361	1.6	0.4 r	0.4 r	0.3 r	0.3 r	0.3 r	0.0	0.0 r	0.0 r	0.0 r	0.0 r	0.0 r
St. Vincent & Grens.	364	....	....	....	....	....	....	0.0	0.0 r	0.0 r	0.0 r	0.0 r	0.0 r
Trinidad and Tobago	369	0.1	0.0 r	0.0 r	0.0 r	0.0 r	0.0 r	0.0	0.0 r	0.0 r	0.0 r	0.0 r	0.0 r
Uruguay	298	3.1	1.6 r	0.0 r	0.0 r	0.0 r	0.0 r	90.1	8.5 r	3.4 r	3.3 r	3.4 r	3.3 r
Venezuela, Rep. Bol.	299	....	....	....	....	....	....	0.4	0.1 r	0.1 r	0.1 r	0.1 r	0.1 r
Western Hem. n.s.	399	0.0	0.0 r	0.0 r	0.0 r	0.0 r	0.0 r	2.2	0.5 r	0.5 r	0.5 r	0.5 r	0.5 r
<b>Other Countries n.i.e</b>	<b>910</b>	<b>174.2</b>	<b>39.4</b>	<b>39.4</b>	<b>30.0</b>	<b>35.7</b>	<b>36.8</b>	<b>2.1</b>	<b>0.5</b>	<b>0.5</b>	<b>0.5</b>	<b>0.5</b>	<b>0.5</b>
Cuba	928	174.2	39.4 r	39.4 r	30.0 r	35.7 r	36.8 r	2.1	0.5 r	0.5 r	0.5 r	0.5 r	0.5 r
<b>Countries &amp; Areas n.s.</b>	<b>898</b>	<b>21.3</b>	<b>4.8 r</b>	<b>4.8 r</b>	<b>3.7 r</b>	<b>4.4 r</b>	<b>4.5 r</b>	<b>2,852.3</b>	<b>....</b>	<b>....</b>	<b>636.8 r</b>	<b>661.6 r</b>	<b>639.3 r</b>
<b>Memorandum Items</b>													
Africa	605	1,609.4	370.1	372.4	305.2	362.6	374.2	982.7	197.0	200.4	191.6	194.0	187.9
Middle East	405	559.3	148.1	118.4	112.6	135.9	132.7	1,837.2	434.1	465.8	453.1	470.3	453.2
European Union	998	22,496.6	5,031.1	5,474.7	4,983.4	4,845.9	5,470.5	24,704.2	5,669.2	6,551.8	5,786.4	6,219.0	5,075.0
Export earnings: fuel	080	34.9	7.5	7.4	8.2	9.2	7.4	2,184.3	413.7	949.8	525.6	648.8	1,019.6
Export earnings: nonfuel	092	34,529.5	8,157.8	8,155.9	6,980.9	7,311.4	8,222.8	50,442.6	11,286.3	12,209.7	11,693.6	12,816.3	11,471.0

# American Samoa (859)

In Millions of U.S. Dollars

		Exports (FOB)						Imports (CIF)					
		2015	2015Q3	2015Q4	2016Q1	2016Q2	2016Q3	2015	2015Q3	2015Q4	2016Q1	2016Q2	2016Q3
IFS World		....	....	....	....	....	....	....	....	....	....	....	....
World	001	30.0	9.6	7.1	4.9	4.9	14.0	162.9	35.1	41.7	28.8	47.0	71.9
Advanced Economies	110	16.7	4.0	4.5	3.7	3.5	12.7	117.7	24.9	24.4	20.2	25.7	42.6
Euro Area	163	0.4	0.0	0.2	0.0	0.0	4.3	3.3	0.3	1.5	0.9	0.3	0.3
Austria	122	0.0 e	....	0.0 e	0.0 e	0.0 e	0.0 e	....	....	....	....	0.0 e	0.0 e
Belgium	124	0.1 e	0.0 e	0.0 e	0.0 e	0.0 e	0.0 e	0.0 e	0.0 e	0.0 e	0.0 e	0.0 e	0.0 e
Finland	172	0.0 e	0.0 e	0.0 e	0.0 e	0.0 e	0.0 e	0.0 e	....	....	....	0.0 e	....
France	132	0.1 e	0.0 e	0.0 e	0.0 e	0.0 e	0.0 e	1.4 e	0.2 e	0.2 e	0.6 e	0.0 e	0.1 e
Germany	134	0.0 e	0.0 e	....	....	....	....	0.1 e	0.0 e	0.0 e	0.0 e	0.0 e	0.0 e
Greece	174	....	....	....	....	....	....	0.1 e	0.1 e	....	....	....	....
Ireland	178	0.1 e	....	0.1 e	0.0 e	....	0.0 e	....	....	....	....	....	....
Italy	136	0.0 e	0.0 e	....	....	....	0.0 e	0.5 e	0.0 e	0.3 e	0.0 e	0.1 e	0.1 e
Latvia	941	0.0 e	....	....	....	0.0 e	....	0.0 e	0.0 e	0.0 e	....	....	0.0 e
Malta	181	....	....	....	....	....	0.0 e	....	....	....	....	....	....
Netherlands	138	0.0 e	....	....	....	0.0 e	4.3 e	0.1 e	0.0 e	0.0 e	0.1 e	....	0.0 e
Slovak Republic	936	....	....	....	....	....	....	0.0 e	....	....	....	....	....
Spain	184	0.0 e	0.0 e	0.0 e	0.0 e	0.0 e	....	1.1 e	....	0.9 e	0.2 e	0.1 e	0.1 e
Australia	193	10.6 e	2.6 e	2.7 e	3.0 e	1.8 e	2.8 e	8.0 e	3.2 e	1.6 e	2.5 e	1.3 e	2.6 e
Canada	156	0.4 e	0.3 e	0.0 e	0.1 e	0.0 e	0.3 e	4.3 e	3.4 e	0.3 e	0.3 e	0.2 e	0.3 e
China,P.R.: Hong Kong	532	0.2 e	0.0 e	0.2 e	0.0 e	0.0 e	0.0 e	0.5 e	0.1 e	0.3 e	0.1 e	1.6 e	0.1 e
Denmark	128	0.0 e	0.0 e	0.0 e	0.0 e	0.0 e	0.0 e	0.0 e	0.0 e	0.0 e	0.2 e	0.1 e	0.3 e
Iceland	176	....	....	....	....	0.0 e	....	....	....	....	....	....	....
Japan	158	0.5 e	0.3 e	0.0 e	....	0.4 e	0.3 e	1.2 e	0.4 e	0.3 e	0.3 e	0.3 e	0.5 e
Korea, Republic of	542	1.8 e	0.0 e	0.1 e	0.2 e	0.4 e	3.0 e	11.9 e	2.5 e	3.2 e	1.3 e	5.0 e	5.3 e
New Zealand	196	0.8 e	0.3 e	0.1 e	0.2 e	0.0 e	0.6 e	25.8 e	4.6 e	5.7 e	3.9 e	6.0 e	12.7 e
Norway	142	....	....	....	....	....	....	....	....	....	0.0 e	....	....
Singapore	576	0.4 e	0.0 e	0.3 e	0.2 e	0.1 e	0.0 e	42.0 e	6.0 e	3.3 e	7.9 e	7.3 e	12.9 e
Sweden	144	0.0 e	....	....	0.0 e	....	0.0 e	0.0 e	0.0 e	....	0.0 e	....	....
Switzerland	146	....	....	....	....	....	....	2.1 e	....	0.0 e	....	....	0.0 e
Taiwan Prov.of China	528	0.9 e	0.4 e	0.2 e	0.1 e	0.6 e	1.2 e	18.3 e	4.4 e	8.1 e	2.7 e	3.6 e	6.1 e
United Kingdom	112	0.6 e	0.1 e	0.5 e	0.0 e	0.0 e	0.0 e	0.3 e	0.2 e	0.1 e	0.0 e	0.1 e	1.4 e
Emerg. & Dev. Economies	200	13.3	5.6	2.6	1.2	1.4	1.3	45.3	10.3	17.3	8.6	21.3	29.3
Emerg. & Dev. Asia	505	7.2	4.6	1.5	0.6	0.6	0.7	40.9	8.7	16.6	7.6	20.1	28.5
Cambodia	522	0.0 e	0.0 e	0.0 e	0.0 e	0.0 e	0.0 e	0.0 e	0.0 e	0.0 e	0.0 e	0.0 e	0.0 e
Fiji	819	0.2 e	0.0 e	0.0 e	0.0 e	0.0 e	0.0 e	12.9 e	3.7 e	2.7 e	2.2 e	2.5 e	3.7 e
F.T. French Polynesia	887	....	....	....	....	....	....	0.4 e	0.1 e	0.1 e	0.1 e	0.1 e	0.1 e
F.T. New Caledonia	839	....	....	....	....	....	....	0.4 e	0.1 e	0.1 e	0.1 e	0.1 e	0.1 e
India	534	1.1 e	0.1 e	0.9 e	....	0.0 e	....	0.3 e	0.0 e	0.1 e	0.0 e	....	....
Indonesia	536	4.5 e	3.9 e	0.2 e	0.0 e	0.0 e	0.0 e	2.3 e	0.7 e	0.3 e	0.1 e	0.2 e	0.2 e
Kiribati	826	....	....	....	....	....	....	0.1 e	0.0 e	0.0 e	0.0 e	0.0 e	0.0 e
Malaysia	548	0.3 e	0.3 e	0.0 e	....	0.0 e	0.1 e	9.8 e	0.2 e	9.3 e	0.4 e	11.9 e	17.9 e
Myanmar	518	0.5 e	0.1 e	0.1 e	0.1 e	0.1 e	0.1 e	....	....	....	....	....	....
Nepal	558	0.0 e	0.0 e	0.0 e	0.0 e	0.0 e	0.0 e	0.1 e	0.0 e	0.0 e	0.0 e	0.0 e	0.0 e
Philippines	566	0.0 e	0.0 e	0.0 e	0.3 e	0.3 e	0.3 e	2.8 e	0.2 e	0.6 e	2.2 e	2.3 e	2.5 e
Samoa	862	0.5 e	0.1 e	0.1 e	0.1 e	0.1 e	0.1 e	11.5 e	3.7 e	3.2 e	2.3 e	3.0 e	3.9 e
Solomon Islands	813	....	....	....	....	....	....	0.2 e	0.0 e	0.1 e	0.0 e	0.0 e	0.1 e
Tonga	866	0.1 e	0.0 e	0.0 e	0.0 e	0.0 e	0.0 e	0.2 e	0.0 e	0.1 e	0.0 e	0.0 e	0.1 e
Vanuatu	846	0.0 e	0.0 e	0.0 e	0.0 e	0.0 e	0.0 e	....	....	....	....	....	....
Europe	170	1.1	0.3	0.4	0.1	0.0	0.0	1.2	0.9	0.1	0.1	0.4	0.1
Emerg. & Dev. Europe	903	1.1	0.3	0.4	0.1	0.0	0.0	0.4	0.1	0.1	0.1	0.4	0.1
Faroe Islands	816	0.0 e	0.0 e	0.0 e	0.0 e	0.0 e	0.0 e	....	....	....	....	....	....
Hungary	944	....	....	....	....	....	0.0 e	....	....	....	....	....	0.0 e
Poland	964	0.0 e	0.0 e	....	0.0 e	....	0.0 e	0.1 e	....	0.0 e	0.0 e	....	0.0 e
Romania	968	....	....	....	....	....	....	....	....	....	0.1 e	0.4 e	....
Turkey	186	1.1 e	0.3 e	0.4 e	0.1 e	0.0 e	0.0 e	0.3 e	0.1 e	0.0 e	0.0 e	....	0.0 e
CIS	901	0.0	....	....	0.0	....	0.0	0.8	0.8	....	....	....	....
Armenia	911	....	....	....	0.0 e	....	0.0 e	....	....	....	....	....	....
Russian Federation	922	0.0 e	....	....	0.0 e	....	0.0 e	0.8 e	0.8 e	....	....	....	....
Mid East, N Africa, Pak	440	0.9	0.2	0.2	0.2	0.3	0.3	0.1	0.0	0.0	0.1	0.1	0.1
Bahrain, Kingdom of	419	0.0 e	0.0 e	0.0 e	0.0 e	0.0 e	0.0 e	....	....	....	....	....	....

# American Samoa (859)

In Millions of U.S. Dollars

		Exports (FOB)						Imports (CIF)					
		2015	2015Q3	2015Q4	2016Q1	2016Q2	2016Q3	2015	2015Q3	2015Q4	2016Q1	2016Q2	2016Q3
Egypt	469	....	....	....	....	....	....	0.0 e	....	0.0 e	0.1 e	0.1 e	0.1 e
Iran, I.R. of	429	0.6 e	0.1 e	0.1 e	0.1 e	0.2 e	0.2 e	....	....	....	....	....	....
Kuwait	443	0.0 e	0.0 e	0.0 e	0.0 e	0.0 e	0.0 e	....	....	....	....	....	....
Lebanon	446	0.0 e	....	....	....	....	....	0.0 e	....	0.0 e	....	....	....
Mauritania	682	0.0 e	0.0 e	0.0 e	0.0 e	0.0 e	0.0 e	....	....	....	....	....	....
Morocco	686	0.0 e	....	0.0 e	....	....	....	....	....	....	....	....	....
Pakistan	564	0.1 e	0.0 e	0.0 e	0.0 e	0.0 e	0.1 e	0.0 e	0.0 e	0.0 e	0.0 e	0.0 e	0.0 e
Tunisia	744	0.0 e	0.0 e	0.0 e	0.0 e	0.0 e	0.0 e	....	....	....	....	....	....
Yemen, Republic of	474	0.1 e	0.0 e	0.0 e	0.0 e	0.0 e	0.0 e	0.0 e	0.0 e	0.0 e	0.0 e	0.0 e	0.0 e
<b>Sub-Saharan Africa</b>	<b>603</b>	<b>1.7</b>	<b>0.4</b>	<b>0.4</b>	<b>0.3</b>	<b>0.5</b>	<b>0.3</b>	<b>3.0</b>	<b>0.7</b>	<b>0.6</b>	<b>0.7</b>	<b>0.7</b>	<b>0.7</b>
Angola	614	0.9 e	0.2 e	0.2 e	0.1 e	0.1 e	0.2 e	....	....	....	....	....	....
Burundi	618	0.0 e	0.0 e	0.0 e	0.0 e	0.0 e	0.0 e	....	....	....	....	....	....
Cameroon	622	0.0 e	0.0 e	0.0 e	0.0 e	0.0 e	0.0 e	....	....	....	....	....	....
Comoros	632	0.0 e	0.0 e	0.0 e	0.0 e	0.0 e	0.0 e	....	....	....	....	....	....
Ghana	652	0.0 e	0.0 e	0.0 e	0.0 e	0.0 e	0.0 e	....	....	....	....	....	....
Kenya	664	0.7 e	0.2 e	0.2 e	0.1 e	0.2 e	0.2 e	0.3 e	0.1 e	0.1 e	0.1 e	0.1 e	0.1 e
Madagascar	674	0.0 e	0.0 e	0.0 e	0.0 e	0.0 e	0.0 e	....	....	....	....	....	....
Mauritius	684	0.0 e	0.0 e	....	....	....	....	....	....	....	....	....	....
Mozambique	688	0.0 e	0.0 e	0.0 e	0.0 e	0.0 e	0.0 e	....	....	....	....	....	....
Namibia	728	....	....	....	....	....	....	0.3 e	0.1 e	0.1 e	0.1 e	0.1 e	0.0 e
Niger	692	0.0 e	0.0 e	0.0 e	0.0 e	0.0 e	0.0 e	0.0 e	0.0 e	0.0 e	0.0 e	0.0 e	0.0 e
Seychelles	718	0.0 e	0.0 e	0.0 e	0.0 e	0.0 e	0.0 e	....	....	....	....	....	....
South Africa	199	0.0 e	0.0 e	0.0 e	0.0 e	0.1 e	0.0 e	0.0 e	....	....	....	....	....
Tanzania	738	0.1 e	0.0 e	0.0 e	0.0 e	0.0 e	0.0 e	2.4 e	0.6 e	0.5 e	0.5 e	0.6 e	0.5 e
Zambia	754	0.0 e	....	....	0.0 e	....	....	....	....	....	....	....	....
<b>Western Hemisphere</b>	<b>205</b>	<b>2.4</b>	<b>0.1</b>	<b>0.2</b>	<b>0.0</b>	<b>0.0</b>	<b>0.0</b>	<b>0.1</b>	<b>0.0</b>	<b>0.0</b>	<b>0.1</b>	<b>0.0</b>	<b>0.0</b>
Barbados	316	0.0 e	0.0 e	0.0 e	0.0 e	0.0 e	0.0 e	....	....	....	....	....	....
Bermuda	319	0.0 e	0.0 e	0.0 e	0.0 e	0.0 e	0.0 e	....	....	....	....	....	....
Bolivia	218	0.0 e	....	....	....	....	....	....	....	....	....	....	....
Brazil	223	0.0 e	0.0 e	....	0.0 e	....	0.0 e	0.0 e	....	0.0 e	0.0 e	0.0 e	....
Colombia	233	1.6 e	....	....	....	....	....	....	....	....	....	....	....
Costa Rica	238	0.0 e	0.0 e	0.0 e	0.0 e	0.0 e	0.0 e	....	....	....	....	....	....
Dominican Republic	243	0.0 e	0.0 e	0.0 e	0.0 e	0.0 e	0.0 e	....	....	....	....	....	....
Ecuador	248	0.6 e	0.1 e	0.1 e	0.0 e	0.0 e	0.0 e	0.0 e	....	0.0 e	0.0 e	0.0 e	0.0 e
Honduras	268	0.0 e	....	....	....	....	....	....	....	....	....	....	....
Netherlands Antilles	353	0.0 e	0.0 e	0.0 e	0.0 e	0.0 e	0.0 e	....	....	....	....	....	....
Peru	293	0.0 e	0.0 e	0.0 e	0.0 e	0.0 e	0.0 e	0.0 e	....	0.0 e	0.0 e	0.0 e	0.0 e
St. Kitts and Nevis	361	0.0 e	0.0 e	0.0 e	0.0 e	0.0 e	0.0 e	....	....	....	....	....	....
St. Vincent & Grens.	364	0.0 e	0.0 e	0.0 e	0.0 e	0.0 e	0.0 e	....	....	....	....	....	....
Trinidad and Tobago	369	0.0 e	0.0 e	0.0 e	0.0 e	0.0 e	0.0 e	0.0 e	0.0 e	0.0 e	0.0 e	0.0 e	0.0 e
Uruguay	298	0.0 e	....	0.0 e	0.0 e	0.0 e	0.0 e	....	....	....	....	....	....
<b>Other Countries n.i.e</b>	<b>910</b>	<b>0.0</b>	<b>0.0</b>	<b>0.0</b>	<b>0.0</b>	<b>0.0</b>	<b>0.0</b>	<b>....</b>	<b>....</b>	<b>....</b>	<b>....</b>	<b>....</b>	<b>....</b>
Cuba	928	0.0 e	0.0 e	0.0 e	0.0 e	0.0 e	0.0 e	....	....	....	....	....	....
<b>Memorandum Items</b>													
Africa	605	1.7	0.4	0.4	0.3	0.5	0.4	3.0	0.7	0.6	0.7	0.7	0.7
Middle East	405	0.8	0.2	0.2	0.2	0.2	0.2	0.1	0.0	0.0	0.1	0.1	0.1
European Union	998	1.1	0.1	0.7	0.0	0.1	4.3	3.6	0.5	1.6	1.3	0.9	2.1
Export earnings: fuel	080	3.9	0.5	0.5	0.3	0.4	0.4	0.8	0.8	0.0	0.0	0.0	0.0
Export earnings: nonfuel	092	26.1	9.1	6.6	4.6	4.5	13.6	162.1	34.4	41.7	28.8	47.0	71.9

# Angola (614)

In Millions of U.S. Dollars

		Exports (FOB)						Imports (CIF)					
		2015	2015Q3	2015Q4	2016Q1	2016Q2	2016Q3	2015	2015Q3	2015Q4	2016Q1	2016Q2	2016Q3
IFS World		33,164.5	8,174.9	6,681.7	5,223.2	....	....	....	....	....	....	....	....
World	001	32,730.5	8,636.3	7,223.0	5,047.7	5,633.2	7,447.3	16,770.1	3,750.2	3,308.7	2,333.4	2,580.2	3,050.6
Advanced Economies	110	12,422.4	3,181.3	2,822.3	1,445.4	1,659.3	2,419.5	9,422.5	2,016.8	1,627.0	1,392.2	1,612.3	1,816.1
Euro Area	163	7,274.6	1,741.7	1,658.5	802.8	826.8	1,449.6	4,854.2	1,278.2	1,080.6	722.7	835.2	945.6
Austria	122	18.9 e	....	18.9 e	12.5 e	0.2 e	10.0 e	29.7	11.9 r	13.7 r	2.6 r	16.6 r	9.1 r
Belgium	124	17.1	4.0 r	6.2 r	6.0 r	8.9 r	6.2 r	668.8	209.7 r	146.2 r	135.6 r	205.0 r	199.4 r
Cyprus	423	....	....	....	....	....	0.0 r	1.5	0.0 r	0.1 r	0.0 r	0.1 r	0.0 r
Estonia	939	0.0 e	0.0 e	....	....	....	....	0.9	0.2 r	0.6 r	0.4 r	0.1 r	5.2 r
Finland	172	42.6	0.0 r	42.5 r	0.0 r	0.0 r	0.0 r	4.2	0.4 r	1.8 r	0.2 r	0.6 r	1.4 r
France	132	1,567.6	418.2 r	424.8 r	300.3 r	243.1 r	343.8 r	516.9	161.5 r	58.9 r	55.7 r	68.4 r	59.9 r
Germany	134	....	....	....	....	....	....	224.4	56.0 r	54.4 r	35.6 r	34.3 r	38.4 r
Greece	174	0.0 e	....	....	....	0.0 e	0.0 e	5.2	0.3 r	3.3 r	0.4 r	0.2 r	1.5 r
Ireland	178	....	....	....	....	....	....	24.3	3.6 r	6.1 r	4.1 r	3.2 r	3.7 r
Italy	136	1,102.9	152.2 r	408.0 r	72.6 r	210.4 r	217.4 r	341.1	75.8 r	87.2 r	59.2 r	65.0 r	59.7 r
Latvia	941	....	....	....	....	....	....	19.5	5.7 r	6.2 r	1.0 r	0.7 r	5.9 r
Lithuania	946	0.0 e	0.0 e	....	0.0 e	....	....	6.3	2.7 r	2.7 r	3.3 r	4.6 r	21.6 r
Luxembourg	137	0.0 e	....	....	....	0.0 e	....	4.3	0.2 r	0.1 r	0.4 r	0.2 r	0.7 r
Malta	181	....	....	....	....	0.4 e	0.0 e	5.0	0.7 r	0.5 r	0.1 r	0.0 r	0.5 r
Netherlands	138	1,094.0	175.6 r	247.5 r	61.2 r	58.0 r	183.7 r	303.3	85.6 r	67.1 r	53.9 r	43.1 r	57.6 r
Portugal	182	1,190.8	294.2 r	203.0 r	223.1 r	121.8 r	266.9 r	2,449.5	590.1 r	574.9 r	344.8 r	344.3 r	433.4 r
Slovak Republic	936	0.0 e	....	....	....	....	0.0 e	1.2	0.4 r	0.2 r	0.3 r	1.4 r	1.7 r
Slovenia	961	0.0	....	0.0 r	....	0.0 r	....	4.0	2.5 r	0.8 r	0.0 r	0.6 r	....
Spain	184	2,240.6	697.4 r	307.5 r	127.1 r	183.9 r	421.5 r	244.0	70.8 r	55.8 r	25.2 r	46.8 r	45.8 r
Australia	193	15.7	7.2 r	8.5 r	0.0 r	8.4 r	0.0 r	7.8	1.9 r	1.8 r	1.7 r	1.8 r	0.1 r
Canada	156	1,034.6	193.1 r	231.4 r	3.8 r	1.7 r	0.0 r	68.1	15.2 r	16.1 r	9.6 r	10.4 r	14.8 r
China,P.R.: Hong Kong	532	45.3	1.4 r	0.5 r	1.9 r	0.3 r	0.1 r	121.8	40.5 r	27.0 r	5.9 r	6.7 r	6.3 r
China,P.R.: Macao	546	....	....	....	....	....	....	0.5	0.1 r	0.1 r	0.1 r	0.1 r	0.1 r
Czech Republic	935	0.3 e	0.0 e	....	0.0 e	0.0 e	....	1.7	0.1 r	0.1 r	0.0 r	0.2 r	0.1 r
Denmark	128	35.8	0.4 r	0.4 r	17.2 r	0.0 r	24.9 r	21.3	4.8 r	2.5 r	5.7 r	3.9 r	3.0 r
Iceland	176	0.0 e	....	....	....	....	....	2.1	....	....	....	....	....
Israel	436	55.1	14.5 r	14.4 r	13.6 r	12.8 r	12.2 r	34.6	7.7 r	7.5 r	8.0 r	8.4 r	8.9 r
Japan	158	151.4	106.8 r	28.7 r	9.2 r	0.6 r	0.8 r	168.6	30.9 r	34.1 r	9.5 r	11.4 r	20.1 r
Korea, Republic of	542	63.8	28.6 r	21.3 r	0.9 r	61.9 r	9.7 r	1,433.8	56.9 r	22.1 r	91.1 r	93.4 r	130.3 r
New Zealand	196	0.0 e	....	....	....	0.0 e	....	35.9	10.2 r	7.4 r	3.9 r	3.0 r	1.5 r
Norway	142	....	....	....	....	....	....	209.5	20.3 r	20.5 r	35.9 r	89.4 r	214.0 r
Singapore	576	210.6	44.0 r	94.8 r	78.7 r	0.9 r	0.1 r	521.9	86.3 r	23.6 r	36.7 r	38.0 r	25.0 r
Sweden	144	....	....	....	....	....	....	20.7	7.1 r	3.9 r	1.7 r	2.7 r	2.0 r
Switzerland	146	115.6	24.6 r	32.7 r	25.5 r	25.5 r	25.5 r	33.8	6.0 r	1.9 r	1.8 r	1.4 r	2.8 r
Taiwan Prov.of China	528	1,286.4 e	372.2 e	224.4 e	200.8 e	363.6 e	314.6 e	12.3 e	2.8 e	3.1 e	1.5 e	2.7 e	1.5 e
United Kingdom	112	923.0	295.5 r	148.1 r	26.1 r	39.2 r	141.5 r	639.6	129.7 r	164.7 r	90.6 r	158.5 r	76.2 r
United States	111	1,210.2	351.4 r	358.6 r	264.8 r	317.5 r	440.4 r	1,234.0	317.9 r	209.8 r	365.9 r	344.9 r	363.7 r
Vatican	187	....	....	....	....	....	....	0.0	0.0 r	0.0 r	0.0 r	0.0 r	0.0 r
Emerg. & Dev. Economies	200	20,308.0	5,455.1	4,400.7	3,602.3	3,973.9	5,027.8	7,284.7	1,718.1	1,668.2	932.3	958.2	1,223.4
Emerg. & Dev. Asia	505	17,669.1	4,879.1	3,756.0	3,168.0	3,361.1	4,385.8	3,997.5	863.0	915.1	411.8	420.0	512.7
American Samoa	859	....	....	....	....	....	....	0.9	0.2 r	0.2 r	0.1 r	0.1 r	0.2 r
Bangladesh	513	....	....	....	....	....	....	3.7	0.9 r	0.8 r	0.8 r	0.8 r	0.9 r
Brunei Darussalam	516	....	....	....	....	....	....	0.0	0.0 r	0.0 r	0.0 r	0.0 r	0.0 r
Cambodia	522	0.0 e	0.0 e	0.0 e	0.0 e	0.0 e	0.0 e	0.2	0.1 r	0.1 r	0.0 r	0.0 r	0.0 r
China,P.R.: Mainland	924	14,275.8	3,905.9 r	3,040.8 r	2,823.1 r	3,050.6 r	3,771.5 r	2,825.2	637.1 r	634.7 r	273.4 r	295.1 r	382.9 r
F.T. French Polynesia	887	0.0 e	0.0 e	0.0 e	0.0 e	0.0 e	0.0 e	....	....	....	....	....	....
F.T. New Caledonia	839	....	....	....	....	....	....	0.2	0.1 r	0.1 r	0.1 r	0.1 r	0.1 r
India	534	2,675.6	802.5 r	508.5 r	332.6 r	300.5 r	585.0 r	369.4	86.1 r	77.0 r	49.3 r	30.2 r	44.3 r
Indonesia	536	566.5	142.9 r	168.2 r	0.4 r	0.6 r	0.8 r	214.6	47.3 r	81.4 r	22.1 r	11.4 r	12.3 r
Lao People's Dem.Rep	544	....	....	....	....	....	....	0.1	0.0 r	0.0 r	0.0 r	0.0 r	0.0 r
Malaysia	548	92.0	19.2 r	22.3 r	3.3 r	2.9 r	2.9 r	259.2	22.4 r	34.3 r	12.9 r	15.2 r	18.6 r
Marshall Islands	867	10.6	2.6 r	2.1 r	1.7 r	2.0 r	2.6 r	0.1	0.0 r	0.0 r	0.0 r	0.0 r	0.0 r
Myanmar	518	....	....	....	....	....	....	0.1	0.0 r	0.0 r	0.0 r	0.0 r	0.0 r
Nauru	836	....	....	....	....	....	....	0.0	0.0 r	0.0 r	0.0 r	0.0 r	0.0 r
Nepal	558	0.1 e	0.0 e	0.0 e	0.0 e	0.0 e	0.0 e	....	....	....	....	....	....
Papua New Guinea	853	....	....	....	....	....	....	4.0	1.0 r	0.9 r	0.6 r	0.6 r	0.7 r

# Angola (614)

In Millions of U.S. Dollars

		Exports (FOB)						Imports (CIF)					
		2015	2015Q3	2015Q4	2016Q1	2016Q2	2016Q3	2015	2015Q3	2015Q4	2016Q1	2016Q2	2016Q3
Philippines	566	0.8 e	0.3 e	0.0 e	....	....	....	0.4	0.0 r	0.2 r	0.0 r	0.0 r	0.0 r
Sri Lanka	524	0.0 e	....	0.0 e	....	....	....	2.3	0.3 r	0.8 r	0.9 r	0.8 r	1.6 r
Thailand	578	44.7	5.1 r	13.4 r	6.5 r	4.0 r	22.3 r	267.2	55.2 r	73.1 r	43.6 r	56.3 r	40.4 r
Timor-Leste	537	....	....	....	....	....	....	0.5	0.1 r	0.1 r	0.1 r	0.1 r	0.1 r
Vietnam	582	2.9	0.7 r	0.6 r	0.5 r	0.5 r	0.7 r	39.2	9.8 r	9.2 r	6.4 r	7.5 r	8.7 r
Asia n.s.	598	....	....	....	....	....	....	10.0	2.4 r	2.2 r	1.5 r	1.7 r	1.9 r
<b>Europe</b>	170	<b>45.8</b>	<b>0.2</b>	<b>45.4</b>	<b>0.3</b>	<b>0.8</b>	<b>9.1</b>	<b>329.7</b>	<b>80.4</b>	<b>101.7</b>	<b>77.5</b>	<b>52.6</b>	<b>69.7</b>
<b>Emerg. &amp; Dev. Europe</b>	903	<b>45.7</b>	<b>0.2</b>	<b>45.4</b>	<b>0.3</b>	<b>0.7</b>	<b>9.1</b>	<b>292.8</b>	<b>73.9</b>	<b>87.0</b>	<b>40.1</b>	<b>36.9</b>	<b>52.2</b>
Albania	914	....	....	....	....	....	....	0.3	0.1 r	0.1 r	0.0 r	0.1 r	0.1 r
Bosnia and Herzegovina	963	....	....	....	....	....	....	0.0	0.0 r	0.0 r	0.0 r	0.0 r	0.0 r
Bulgaria	918	0.0 e	....	0.0 e	....	....	0.0 e	2.1	0.6 r	0.5 r	0.4 r	0.2 r	0.5 r
Croatia	960	....	....	....	....	0.0 e	....	1.0	0.3 r	0.1 r	0.1 r	0.0 r	0.1 r
Faroe Islands	816	0.0 e	0.0 e	0.0 e	0.0 e	0.0 e	0.0 e	....	....	....	....	....	....
Gibraltar	823	....	....	....	....	....	....	0.5	0.1 r	0.1 r	0.1 r	0.1 r	0.1 r
Hungary	944	....	....	....	0.0 e	....	....	3.4	0.6 r	0.6 r	0.9 r	0.6 r	0.2 r
Montenegro	943	0.0 e	0.0 e	....	....	....	....	0.2	0.0 r	0.0 r	0.0 r	0.0 r	0.0 r
Poland	964	....	....	....	....	....	....	16.8	3.0 r	5.7 r	4.1 r	2.7 r	2.8 r
Romania	968	45.3	0.1 r	45.2 r	....	0.0 r	0.0 r	3.9	0.7 r	0.4 r	0.3 r	0.2 r	0.2 r
Serbia, Republic of	942	0.0 e	0.0 e	0.0 e	....	....	....	0.3	0.0 r	0.0 r	0.1 r	0.0 r	0.0 r
Turkey	186	0.3	0.1 r	0.1 r	0.3 r	0.7 r	9.1 r	264.3	68.4 r	79.5 r	34.1 r	32.9 r	48.1 r
<b>CIS</b>	901	<b>0.1</b>	<b>0.0</b>	<b>0.0</b>	<b>0.0</b>	<b>0.0</b>	<b>0.0</b>	<b>37.0</b>	<b>6.4</b>	<b>14.7</b>	<b>37.4</b>	<b>15.7</b>	<b>17.5</b>
Armenia	911	0.0 e	....	0.0 e	....	....	....	0.0	0.0 r	0.0 r	0.0 r	0.0 r	0.0 r
Azerbaijan, Rep. of	912	....	....	....	....	....	....	0.0	0.0 r	0.0 r	0.0 r	0.0 r	0.0 r
Belarus	913	0.0 e	....	....	....	....	....	0.4	0.2 r	0.2 r	0.0 r	0.0 r	0.4 r
Georgia	915	....	....	....	....	....	....	2.9	0.6 r	1.3 r	0.6 r	....	0.6 r
Kazakhstan	916	....	....	....	....	....	....	0.1	0.0 r	0.0 r	0.0 r	0.0 r	0.0 r
Kyrgyz Republic	917	....	....	....	....	....	....	0.2	0.1 r	0.0 r	0.0 r	0.0 r	0.0 r
Russian Federation	922	....	....	....	....	....	....	30.3	5.3 r	11.3 r	35.8 r	14.8 r	14.1 r
Tajikistan	923	0.0 e	0.0 e	0.0 e	0.0 e	0.0 e	0.0 e	....	....	....	....	....	....
Turkmenistan	925	....	....	....	....	....	....	0.0	0.0 r	0.0 r	....	....	....
Ukraine	926	0.0 e	0.0 e	0.0 e	....	....	....	3.0	0.3 r	1.8 r	0.9 r	0.8 r	2.3 r
Europe n.s.	884	....	....	....	....	....	....	0.0	0.0 r	0.0 r	0.0 r	0.0 r	0.0 r
<b>Mid East, N Africa, Pak</b>	440	<b>659.2</b>	<b>167.2</b>	<b>134.3</b>	<b>100.4</b>	<b>115.2</b>	<b>144.2</b>	<b>736.1</b>	<b>157.1</b>	<b>139.3</b>	<b>93.8</b>	<b>110.5</b>	<b>130.4</b>
Afghanistan, I.R. of	512	....	....	....	....	....	....	0.3	0.1 r	0.1 r	0.0 r	0.0 r	0.0 r
Algeria	612	1.4 e	0.3 e	0.3 e	0.3 e	0.3 e	0.3 e	1.2	0.3 r	0.3 r	0.2 r	0.2 r	0.2 r
Bahrain, Kingdom of	419	....	....	....	....	....	....	0.7	0.2 r	0.1 r	0.1 r	0.1 r	0.1 r
Djibouti	611	....	....	....	....	....	....	0.1	0.0 r	0.0 r	0.0 r	0.0 r	0.0 r
Egypt	469	0.0 e	0.0 e	0.0 e	....	....	....	40.6	7.2 r	9.0 r	7.7 r	8.4 r	9.2 r
Iraq	433	....	....	....	....	....	....	2.3	0.6 r	0.5 r	0.3 r	0.4 r	0.4 r
Jordan	439	....	....	....	....	....	....	2.9	0.9 r	....	0.1 r	....	0.3 r
Kuwait	443	0.2 e	0.0 e	0.0 e	0.0 e	0.0 e	0.0 e	1.8	0.4 r	0.4 r	0.2 r	0.3 r	0.3 r
Lebanon	446	0.1	0.1 r	....	....	....	....	56.8	11.2 r	10.9 r	5.4 r	5.9 r	6.6 r
Libya	672	....	....	....	....	....	....	0.0	0.0 r	0.0 r	0.0 r	0.0 r	0.0 r
Mauritania	682	0.4 e	0.1 e	0.1 e	0.1 e	0.1 e	0.1 e	78.0	19.1 r	16.4 r	10.2 r	10.8 r	11.5 r
Morocco	686	0.0	....	....	....	....	....	59.0	16.8 r	12.8 r	5.5 r	5.9 r	6.3 r
Oman	449	0.0 e	0.0 e	0.0 e	0.0 e	0.0 e	0.0 e	21.6	5.9 r	5.3 r	3.2 r	3.4 r	3.5 r
Pakistan	564	0.6 e	0.2 e	0.2 e	0.1 e	0.2 e	0.2 e	41.2	10.5 r	9.3 r	5.8 r	6.1 r	6.5 r
Qatar	453	....	....	....	....	....	....	8.5	2.0 r	1.7 r	1.1 r	1.2 r	1.3 r
Saudi Arabia	456	....	....	....	....	....	....	23.8	6.2 r	5.4 r	3.3 r	3.5 r	3.7 r
Sudan	732	....	....	....	....	....	....	0.7	0.2 r	0.2 r	0.2 r	0.2 r	0.2 r
Syrian Arab Republic	463	0.0 e	0.0 e	0.0 e	0.0 e	0.0 e	0.0 e	0.1	0.0 r	0.0 r	0.0 r	0.0 r	0.0 r
Tunisia	744	0.0 e	0.0 e	0.0 e	0.0 e	0.0 e	0.0 e	7.2	1.8 r	1.6 r	1.0 r	1.1 r	1.2 r
United Arab Emirates	466	656.4	166.5 r	133.6 r	99.8 r	114.5 r	143.6 r	389.1	73.8 r	65.2 r	49.4 r	63.1 r	78.8 r
<b>Sub-Saharan Africa</b>	603	<b>1,406.5</b>	<b>290.6</b>	<b>348.6</b>	<b>223.1</b>	<b>383.4</b>	<b>370.6</b>	<b>1,087.2</b>	<b>295.4</b>	<b>238.5</b>	<b>170.6</b>	<b>188.2</b>	<b>253.2</b>
Benin	638	....	....	....	....	....	....	0.7	0.2 r	0.2 r	0.1 r	0.1 r	0.1 r
Botswana	616	0.1 e	0.0 e	0.0 e	0.0 e	0.0 e	0.0 e	0.8	0.2 r	0.2 r	0.1 r	0.1 r	0.1 r
Burkina Faso	748	0.2 e	0.1 e	0.1 e	0.1 e	0.1 e	0.1 e	0.0	0.0 r	0.0 r	0.0 r	0.0 r	0.0 r
Burundi	618	0.0 e	0.0 e	0.0 e	0.0 e	0.0 e	0.0 e	....	....	....	....	....	....
Cabo Verde	624	....	....	....	....	....	....	0.0	0.0 r	0.0 r	0.0 r	0.0 r	0.0 r
Cameroon	622	....	....	....	....	....	....	0.9	0.2 r	0.2 r	0.1 r	0.1 r	0.1 r

# Angola (614)

In Millions of U.S. Dollars

		Exports (FOB)						Imports (CIF)					
		2015	2015Q3	2015Q4	2016Q1	2016Q2	2016Q3	2015	2015Q3	2015Q4	2016Q1	2016Q2	2016Q3
Central African Rep.	626	0.0 e	0.0 e	0.0 e	0.0 e	0.0 e	0.0 e	....	....	....	....	....	....
Congo, Dem. Rep. of	636	0.6	0.1 r	0.1 r	0.1 r	0.1 r	0.1 r	6.6	1.4 r	1.2 r	0.8 r	0.9 r	1.1 r
Congo, Republic of	634	....	....	....	....	....	....	8.2	2.2 r	2.0 r	1.3 r	1.4 r	1.6 r
Côte d'Ivoire	662	....	....	....	....	....	....	5.7	1.5 r	1.3 r	0.8 r	0.8 r	0.8 r
Equatorial Guinea	642	....	....	....	....	....	....	0.0	0.0 r	0.0 r	0.0 r	0.0 r	0.0 r
Eritrea	643	....	....	....	....	....	....	0.0	0.0 r	0.0 r	0.0 r	0.0 r	0.0 r
Ethiopia	644	0.0 e	0.0 e	0.0 e	0.0 e	0.0 e	0.0 e	0.4	0.1 r	0.1 r	0.1 r	0.1 r	0.1 r
Gabon	646	3.2 e	0.7 e	1.0 e	0.5 e	0.5 e	0.7 e	2.2	0.5 r	0.5 r	0.3 r	0.3 r	0.4 r
Gambia, The	648	0.0 e	0.0 e	0.0 e	0.0 e	0.0 e	0.0 e	0.0	0.0 r	0.0 r	0.0 r	0.0 r	0.0 r
Ghana	652	1.2	0.3 r	0.2 r	0.2 r	0.2 r	0.3 r	5.8	0.9 r	0.8 r	0.6 r	0.8 r	1.0 r
Guinea	656	....	....	....	....	....	....	0.1	0.0 r	0.0 r	0.0 r	0.0 r	0.0 r
Guinea-Bissau	654	....	....	....	....	....	....	2.7	0.7 r	0.6 r	0.4 r	0.4 r	0.5 r
Kenya	664	1.1 e	0.3 e	0.3 e	0.2 e	0.3 e	0.3 e	7.4	1.5 r	1.3 r	0.9 r	1.0 r	1.1 r
Lesotho	666	0.0 e	0.0 e	0.0 e	0.0 e	0.0 e	0.0 e	....	....	....	....	....	....
Liberia	668	....	....	....	....	....	....	1.2	0.3 r	0.3 r	0.2 r	0.2 r	0.2 r
Madagascar	674	....	....	....	....	....	....	0.2	0.0 r	0.0 r	0.0 r	0.0 r	0.0 r
Malawi	676	....	....	....	....	....	....	0.0	0.0 r	0.0 r	0.0 r	0.0 r	0.0 r
Mali	678	0.1 e	0.0 e	0.0 e	0.0 e	0.0 e	0.0 e	0.2	0.0 r	0.0 r	0.0 r	0.0 r	0.0 r
Mauritius	684	0.1 e	0.0 e	0.0 e	....	....	....	1.2	0.9 r	0.0 r	....	....	....
Mozambique	688	1.0 e	0.2 e	0.2 e	0.2 e	0.2 e	0.2 e	3.1	0.8 r	0.7 r	0.4 r	0.5 r	0.5 r
Namibia	728	2.1	0.5 r	0.4 r	0.3 r	0.4 r	0.5 r	81.3	19.8 r	17.5 r	11.4 r	12.7 r	14.2 r
Niger	692	0.0 e	0.0 e	0.0 e	0.0 e	0.0 e	0.0 e	0.0	0.0 r	0.0 r	0.0 r	0.0 r	0.0 r
Nigeria	694	6.3 e	1.5 e	1.4 e	0.9 e	1.2 e	1.0 e	1.8	0.4 r	0.4 r	0.3 r	0.3 r	0.3 r
Rwanda	714	0.0 e	0.0 e	0.0 e	0.0 e	0.0 e	0.0 e	....	....	....	....	....	....
São Tomé & Príncipe	716	23.4	5.8 r	4.6 r	3.6 r	4.2 r	5.3 r	0.2	0.1 r	0.1 r	0.0 r	0.0 r	0.0 r
Senegal	722	17.0 e	0.9 e	16.1 e	1.9 e	2.1 e	2.2 e	1.1	0.3 r	0.4 r	0.0 r	0.0 r	0.0 r
Seychelles	718	0.0	0.0 r	0.0 r	0.0 r	0.0 r	0.0 r	0.5	0.1 r	0.1 r	0.1 r	0.1 r	0.1 r
Sierra Leone	724	....	....	....	....	....	....	0.0	0.0 r	0.0 r	0.0 r	0.0 r	0.0 r
South Africa	199	1,349.6	279.9 r	323.8 r	215.1 r	374.0 r	359.8 r	909.2	251.9 r	200.0 r	143.1 r	158.6 r	220.8 r
Swaziland	734	....	....	....	....	....	....	10.8	2.6 r	2.3 r	1.5 r	1.7 r	1.9 r
Tanzania	738	0.0 e	0.0 e	0.0 e	0.0 e	0.0 e	0.0 e	0.1	0.0 r	0.0 r	0.0 r	0.0 r	0.0 r
Togo	742	....	....	....	....	....	....	30.4	7.6 r	7.6 r	7.6 r	7.6 r	7.6 r
Uganda	746	....	....	....	....	....	....	0.1	0.0 r	0.0 r	0.0 r	0.0 r	0.0 r
Zambia	754	0.4 e	0.1 e	0.1 e	0.0 e	0.0 e	0.0 e	1.9	0.4 r	0.2 r	0.1 r	0.0 r	0.1 r
Zimbabwe	698	0.0 e	0.0 e	0.0 e	0.0 e	0.0 e	0.0 e	2.0	0.6 r	0.5 r	0.3 r	0.3 r	0.3 r
<b>Western Hemisphere</b>	<b>205</b>	<b>527.5</b>	<b>118.0</b>	<b>116.3</b>	<b>110.5</b>	<b>113.5</b>	<b>118.0</b>	<b>1,134.2</b>	<b>322.1</b>	<b>273.7</b>	<b>178.6</b>	<b>186.8</b>	<b>257.4</b>
Anguilla	312	0.0 e	0.0 e	0.0 e	0.0 e	0.0 e	0.0 e	....	....	....	....	....	....
Antigua and Barbuda	311	....	....	....	....	....	....	7.0	1.7 r	1.5 r	1.0 r	1.1 r	1.2 r
Argentina	213	0.0 e	0.0 e	0.0 e	0.0 e	0.0 e	0.0 e	119.9	28.4 r	24.9 r	16.2 r	18.1 r	20.4 r
Aruba	314	0.0 e	....	0.0 e	....	....	....	....	....	....	....	....	....
Bahamas, The	313	....	....	....	....	....	....	0.2	0.1 r	0.0 r	0.0 r	0.0 r	0.0 r
Barbados	316	0.0 e	0.0 e	0.0 e	0.0 e	0.0 e	0.0 e	....	....	....	....	....	....
Belize	339	....	....	....	....	....	....	0.0	0.0 r	0.0 r	0.0 r	0.0 r	0.0 r
Bolivia	218	0.0 e	0.0 e	0.0 e	....	....	....	0.2	0.0 r	0.0 r	0.0 r	0.0 r	0.0 r
Brazil	223	....	....	....	....	....	....	755.5	224.2 r	183.4 r	103.5 r	111.9 r	179.8 r
Chile	228	54.7	0.3 r	1.5 r	0.2 r	0.6 r	0.5 r	2.7	1.0 r	0.6 r	0.6 r	0.4 r	2.2 r
Colombia	233	....	....	....	....	....	....	7.6	3.1 r	0.7 r	0.0 r	0.0 r	0.0 r
Costa Rica	238	0.0 e	0.0 e	0.0 e	0.0 e	0.0 e	0.0 e	0.0	0.0 r	0.0 r	0.0 r	0.0 r	0.0 r
Curacao	354	82.6	20.4 r	16.6 r	13.0 r	15.6 r	20.2 r	0.2	0.0 r	0.0 r	0.0 r	0.0 r	0.0 r
Dominica	321	....	....	....	....	....	....	0.0	0.0 r	0.0 r	0.0 r	0.0 r	0.0 r
Dominican Republic	243	0.0 e	0.0 e	0.0 e	0.0 e	0.0 e	0.0 e	0.1	0.0 r	0.0 r	0.0 r	0.0 r	0.0 r
Ecuador	248	....	....	....	....	....	....	1.1	0.0 r	0.3 r	0.2 r	0.2 r	0.2 r
El Salvador	253	0.0 e	0.0 e	....	....	....	....	0.0	0.0 r	....	0.0 r	0.0 r	0.0 r
Guatemala	258	....	....	....	....	....	....	0.0	0.0 r	0.0 r	0.0 r	0.0 r	0.0 r
Guyana	336	....	....	....	....	....	....	0.4	0.1 r	0.1 r	0.1 r	0.1 r	0.1 r
Haiti	263	....	....	....	....	....	....	0.0	0.0 r	0.0 r	0.0 r	0.0 r	0.0 r
Honduras	268	0.9 e	....	0.8 e	....	....	....	0.1	0.0 r	0.0 r	0.0 r	0.0 r	0.0 r
Jamaica	343	....	....	....	....	....	....	0.0	0.0 r	0.0 r	0.0 r	0.0 r	0.0 r
Mexico	273	....	....	....	....	....	....	161.6	43.2 r	43.0 r	40.6 r	38.1 r	36.0 r
Netherlands Antilles	353	0.0 e	0.0 e	0.0 e	0.0 e	0.0 e	0.0 e	....	....	....	....	....	....



# Angola (614)

In Millions of U.S. Dollars

		Exports (FOB)						Imports (CIF)					
		2015	2015Q3	2015Q4	2016Q1	2016Q2	2016Q3	2015	2015Q3	2015Q4	2016Q1	2016Q2	2016Q3
Nicaragua	278	....	....	....	....	....	....	0.2	0.1 r	0.0 r	0.0 r	0.0 r	0.0 r
Panama	283	388.9	97.2 r	97.2 r	97.2 r	97.2 r	97.2 r	46.8	11.7 r	11.7 r	11.7 r	11.7 r	11.7 r
Paraguay	288	....	....	....	....	....	....	17.3	4.4 r	3.9 r	2.5 r	2.7 r	2.9 r
Peru	293	0.2	0.0 r	0.0 r	0.0 r	0.0 r	0.0 r	1.5	0.4 r	0.3 r	0.2 r	0.2 r	0.2 r
St. Kitts and Nevis	361	....	....	....	....	....	....	0.3	0.1 r	0.1 r	0.0 r	0.0 r	0.0 r
St. Vincent & Grens.	364	....	....	....	....	....	....	0.1	0.0 r	0.0 r	0.0 r	0.0 r	0.0 r
Suriname	366	....	....	....	....	....	....	0.3	0.1 r	0.1 r	0.0 r	0.1 r	0.1 r
Trinidad and Tobago	369	....	....	....	....	....	....	0.0	0.0 r	0.0 r	0.0 r	0.0 r	0.0 r
Uruguay	298	....	....	....	....	....	....	6.9	2.7 r	1.9 r	1.2 r	1.4 r	1.5 r
Venezuela, Rep. Bol.	299	0.1 e	0.0 e	0.0 e	0.0 e	0.0 e	0.0 e	0.0	0.0 r	0.0 r	0.0 r	0.0 r	0.0 r
Western Hem. n.s.	399	....	....	....	....	....	....	4.2	1.0 r	0.9 r	0.6 r	0.7 r	0.7 r
<b>Other Countries n.i.e</b>	910	<b>0.0</b>	<b>0.0</b>	<b>0.0</b>	<b>0.0</b>	<b>0.0</b>	<b>0.0</b>	<b>62.8</b>	<b>15.3</b>	<b>13.6</b>	<b>8.8</b>	<b>9.8</b>	<b>11.0</b>
Cuba	928	0.0 e	0.0 e	0.0 e	0.0 e	0.0 e	0.0 e	19.2	4.7 r	4.1 r	2.7 r	3.0 r	3.4 r
Korea, Dem. People's Rep.	954	....	....	....	....	....	....	43.6	10.6 r	9.4 r	6.1 r	6.8 r	7.6 r
<b>Countries &amp; Areas n.s.</b>	898	<b>....</b>	<b>....</b>	<b>....</b>	<b>....</b>	<b>....</b>	<b>....</b>	<b>0.1</b>	<b>0.0 r</b>	<b>0.0 r</b>	<b>0.0 r</b>	<b>0.0 r</b>	<b>0.0 r</b>
<b>Memorandum Items</b>													
Africa	605	1,408.4	291.1	349.1	223.5	383.8	371.0	1,233.5	333.6	269.9	187.7	206.4	272.8
Middle East	405	656.7	166.6	133.7	99.8	114.6	143.7	548.3	108.4	98.6	70.9	86.2	104.3
European Union	998	8,279.0	2,037.6	1,852.1	846.1	866.0	1,616.0	5,564.8	1,425.2	1,259.0	826.4	1,004.3	1,030.8
Export earnings: fuel	080	667.6	169.2	136.5	101.6	116.6	145.7	501.2	101.1	94.3	95.9	89.3	105.1
Export earnings: nonfuel	092	32,062.8	8,467.1	7,086.5	4,946.1	5,516.6	7,301.6	16,269.0	3,649.1	3,214.4	2,237.5	2,491.0	2,945.5

# Anguilla (312)

In Millions of U.S. Dollars

		Exports (FOB)						Imports (CIF)					
		2015	2015Q3	2015Q4	2016Q1	2016Q2	2016Q3	2015	2015Q3	2015Q4	2016Q1	2016Q2	2016Q3
IFS World		1.5	0.4	0.4	....	....	....	158.3	37.0	38.6	....	....	....
World	001	8.6	2.1	2.2	2.0	2.6	2.0	211.3	52.9	53.9	52.4	48.5	54.1
Advanced Economies	110	2.5	0.6	0.6	0.6	0.6	0.6	163.8	41.3	41.9	41.0	40.6	42.0
Euro Area	163	0.2	0.0	0.0	0.0	0.0	0.0	13.9	3.8	4.2	3.3	2.9	4.0
Austria	122	0.0 e	0.0 e	....	0.0 e	....	....	0.0	....	0.0 r	0.0 r	0.0 r	0.0 r
Belgium	124	0.0 e	....	....	....	....	....	0.4	0.1 r	0.1 r	0.0 r	0.1 r	0.1 r
Finland	172	....	....	....	....	....	....	0.0	....	....	....	....	....
France	132	0.1	0.0 r	0.0 r	0.0 r	0.0 r	0.0 r	6.1	1.5 r	1.6 r	1.7 r	1.6 r	2.4 r
Germany	134	....	....	....	....	....	....	1.7	0.9 r	0.8 r	0.5 r	0.0 r	0.0 r
Ireland	178	0.0	....	0.0 r	....	....	....	....	....	....	0.0 r	....	....
Italy	136	0.0	0.0 r	0.0 r	0.0 r	0.0 r	0.0 r	3.9	0.8 r	1.3 r	0.8 r	0.8 r	0.8 r
Latvia	941	....	....	....	0.0 e	....	....	0.0 e	0.0 e	....	....	....	....
Luxembourg	137	....	....	....	....	....	....	0.0 e	0.0 e	....	....	0.0 e	....
Netherlands	138	0.0	0.0 r	....	....	....	....	1.8	0.6 r	0.4 r	0.2 r	0.3 r	0.5 r
Portugal	182	....	....	....	....	....	....	0.0	....	0.0 r	0.0 r	....	....
Slovak Republic	936	....	....	....	....	....	....	0.0 e	0.0 e	0.0 e	0.0 e	0.0 e	0.0 e
Spain	184	0.0	0.0 r	....	....	0.0 r	0.0 r	0.0	0.0 r	0.0 r	0.0 r	0.0 r	0.0 r
Australia	193	....	....	....	....	....	....	0.0	0.0 r	0.0 r	0.0 r	0.0 r	0.0 r
Canada	156	0.1	0.0 r	0.0 r	0.0 r	0.0 r	0.0 r	3.4	0.8 r	0.8 r	0.8 r	0.8 r	0.8 r
China,P.R.: Hong Kong	532	....	....	....	....	....	....	0.1	0.0 r	0.0 r	0.0 r	0.0 r	0.0 r
Czech Republic	935	....	....	....	....	....	....	0.5	0.3 r	0.2 r	0.0 r	0.0 r	0.0 r
Denmark	128	0.0 e	0.0 e	....	....	....	0.0 e	0.1	0.0 r	0.0 r	0.0 r	0.0 r	0.0 r
Israel	436	0.1	0.0 r	0.0 r	0.0 r	0.0 r	0.0 r	0.5	0.1 r	0.1 r	0.1 r	0.1 r	0.1 r
Japan	158	0.0	0.0 r	0.0 r	0.0 r	0.0 r	0.0 r	5.5	1.4 r	1.4 r	1.4 r	1.4 r	1.4 r
Korea, Republic of	542	....	....	....	....	....	....	0.3	0.1 r	0.1 r	0.1 r	0.1 r	0.1 r
Sweden	144	....	....	....	0.0 e	....	0.0 e	0.1	0.0 r	0.0 r	0.0 r	0.0 r	0.0 r
Switzerland	146	0.0	0.0 r	0.0 r	0.0 r	0.0 r	0.0 r	0.0	0.0 r	0.0 r	0.0 r	0.0 r	0.0 r
United Kingdom	112	0.5	0.1 r	0.1 r	0.1 r	0.1 r	0.0 r	1.4	0.2 r	0.4 r	0.7 r	0.7 r	1.1 r
United States	111	1.6	0.4 r	0.4 r	0.4 r	0.4 r	0.4 r	138.0	34.5 r	34.5 r	34.5 r	34.5 r	34.5 r
Emerg. & Dev. Economies	200	6.1	1.5	1.7	1.4	2.0	1.5	47.5	11.6	12.0	11.4	7.9	12.1
Emerg. & Dev. Asia	505	1.2	0.2	0.4	0.2	0.2	0.2	1.6	0.4	0.4	0.4	0.4	0.4
Bangladesh	513	....	....	....	....	....	....	0.0	0.0 r	0.0 r	0.0 r	0.0 r	0.0 r
Brunei Darussalam	516	0.9 e	0.2 e	0.3 e	0.1 e	0.1 e	0.1 e	0.2	0.0 r	0.0 r	0.0 r	0.0 r	0.0 r
China,P.R.: Mainland	924	0.0	0.0 r	0.0 r	0.0 r	0.0 r	0.0 r	1.2	0.3 r	0.3 r	0.3 r	0.3 r	0.3 r
Fiji	819	0.0 e	0.0 e	0.0 e	0.0 e	0.0 e	0.0 e	0.0 e	0.0 e	0.0 e	0.0 e	0.0 e	0.0 e
F.T. French Polynesia	887	0.0 e	0.0 e	0.0 e	0.0 e	0.0 e	0.0 e	....	....	....	....	....	....
F.T. New Caledonia	839	0.0 e	0.0 e	0.0 e	0.0 e	0.0 e	0.0 e	....	....	....	....	....	....
India	534	....	....	....	....	....	....	0.0	0.0 r	0.0 r	0.0 r	0.0 r	0.0 r
Indonesia	536	0.0	0.0 r	0.0 r	0.0 r	0.0 r	0.0 r	0.1	0.0 r	0.0 r	0.0 r	0.0 r	0.0 r
Malaysia	548	....	....	....	....	....	....	0.0	0.0 r	0.0 r	0.0 r	0.0 r	0.0 r
Nepal	558	0.0 e	0.0 e	0.0 e	0.0 e	0.0 e	0.0 e	....	....	....	....	....	....
Palau	565	0.2 e	0.1 e	0.1 e	0.1 e	0.1 e	0.1 e	....	....	....	....	....	....
Philippines	566	....	....	....	....	....	....	0.0	0.0 r	0.0 r	0.0 r	0.0 r	0.0 r
Sri Lanka	524	....	....	....	....	....	....	0.0	0.0 r	0.0 r	0.0 r	0.0 r	0.0 r
Thailand	578	....	....	....	....	....	....	0.0	0.0 r	0.0 r	0.0 r	0.0 r	0.0 r
Vanuatu	846	0.0 e	0.0 e	0.0 e	0.0 e	0.0 e	0.0 e	....	....	....	....	....	....
Vietnam	582	....	....	....	....	....	....	0.0	0.0 r	0.0 r	0.0 r	0.0 r	0.0 r
Asia n.s.	598	....	....	....	....	....	....	0.0	0.0 r	0.0 r	0.0 r	0.0 r	0.0 r
Europe	170	0.3	0.1	0.1	0.0	0.1	0.1	0.5	0.1	0.1	0.1	0.1	0.1
Emerg. & Dev. Europe	903	0.0	0.0	0.0	0.0	0.0	0.0	0.5	0.1	0.1	0.1	0.1	0.1
Bosnia and Herzegovina	963	....	....	....	....	....	....	0.0 e	0.0 e	0.0 e	0.0 e	0.0 e	0.0 e
Bulgaria	918	....	....	....	....	0.0 e	....	....	....	....	....	....	....
Faroe Islands	816	0.0 e	0.0 e	0.0 e	0.0 e	0.0 e	0.0 e	....	....	....	....	....	....
Hungary	944	....	....	....	....	....	....	0.0	....	....	....	0.0 r	....
Poland	964	0.0 e	....	....	....	....	....	0.0	0.0 r	....	0.0 r	....	0.0 r
Serbia, Republic of	942	....	....	....	....	....	....	0.0	0.0 r	0.0 r	0.0 r	0.0 r	0.0 r
Turkey	186	....	....	....	....	....	....	0.5	0.1 r	0.1 r	0.1 r	0.1 r	0.1 r
CIS	901	0.3	0.1	0.1	0.0	0.1	0.1	0.0	0.0	0.0	0.0	0.0	0.0
Kazakhstan	916	0.0 e	0.0 e	0.0 e	0.0 e	0.0 e	0.0 e	....	....	....	....	....	....
Tajikistan	923	0.3 e	0.1 e	0.1 e	0.0 e	0.1 e	0.1 e	....	....	....	....	....	....

# Anguilla (312)

In Millions of U.S. Dollars

		Exports (FOB)						Imports (CIF)					
		2015	2015Q3	2015Q4	2016Q1	2016Q2	2016Q3	2015	2015Q3	2015Q4	2016Q1	2016Q2	2016Q3
Ukraine	926	....	....	....	....	....	....	0.0	0.0 r	0.0 r	0.0 r	0.0 r	0.0 r
<b>Mid East, N Africa, Pak</b>	<b>440</b>	<b>0.1</b>	<b>0.0</b>	<b>0.0</b>	<b>0.0</b>	<b>0.0</b>	<b>0.0</b>	<b>0.1</b>	<b>0.0</b>	<b>0.0</b>	<b>0.0</b>	<b>0.0</b>	<b>0.0</b>
Afghanistan, I.R. of	512	....	....	....	....	....	....	0.0	0.0 r	0.0 r	0.0 r	0.0 r	0.0 r
Bahrain, Kingdom of	419	0.0 e	0.0 e	0.0 e	0.0 e	0.0 e	0.0 e	0.1	0.0 r	0.0 r	0.0 r	0.0 r	0.0 r
Djibouti	611	....	....	....	....	....	....	0.0	0.0 r	0.0 r	0.0 r	0.0 r	0.0 r
Iran, I.R. of	429	....	....	....	....	....	....	0.0	0.0 r	0.0 r	0.0 r	0.0 r	0.0 r
Jordan	439	....	....	....	....	....	....	0.0	0.0 r	0.0 r	0.0 r	0.0 r	0.0 r
Kuwait	443	0.0 e	0.0 e	0.0 e	0.0 e	0.0 e	0.0 e	....	....	....	....	....	....
Morocco	686	....	....	....	....	....	....	0.0	0.0 r	0.0 r	0.0 r	0.0 r	0.0 r
Pakistan	564	0.0 e	0.0 e	0.0 e	0.0 e	0.0 e	0.0 e	0.0	0.0 r	0.0 r	0.0 r	0.0 r	0.0 r
Somalia	726	....	....	....	....	....	....	0.0	0.0 r	0.0 r	0.0 r	0.0 r	0.0 r
Syrian Arab Republic	463	....	....	....	....	....	....	0.0	0.0 r	0.0 r	0.0 r	0.0 r	0.0 r
United Arab Emirates	466	0.0 e	0.0 e	0.0 e	0.0 e	0.0 e	0.0 e	....	....	....	....	....	....
Yemen, Republic of	474	0.1 e	0.0 e	0.0 e	0.0 e	0.0 e	0.0 e	0.0	0.0 r	0.0 r	0.0 r	0.0 r	0.0 r
<b>Sub-Saharan Africa</b>	<b>603</b>	<b>0.1</b>	<b>0.0</b>	<b>0.0</b>	<b>0.0</b>	<b>0.0</b>	<b>0.0</b>	<b>0.9</b>	<b>0.2</b>	<b>0.2</b>	<b>0.2</b>	<b>0.1</b>	<b>0.2</b>
Angola	614	....	....	....	....	....	....	0.0	0.0 r	0.0 r	0.0 r	0.0 r	0.0 r
Benin	638	0.0 e	0.0 e	0.0 e	0.0 e	0.0 e	0.0 e	....	....	....	....	....	....
Botswana	616	....	....	....	....	....	....	0.5	0.1 r	0.1 r	0.1 r	0.1 r	0.1 r
Burkina Faso	748	....	....	....	....	....	....	0.1 e	0.0 e	0.0 e	0.0 e	0.0 e	0.0 e
Côte d'Ivoire	662	0.0 e	0.0 e	0.0 e	0.0 e	0.0 e	0.0 e	....	....	....	....	....	....
Kenya	664	0.0 e	0.0 e	0.0 e	0.0 e	0.0 e	0.0 e	0.0 e	0.0 e	0.0 e	0.0 e	0.0 e	0.0 e
Namibia	728	....	....	....	....	....	....	0.0	0.0 r	0.0 r	0.0 r	0.0 r	0.0 r
Nigeria	694	0.1 e	0.0 e	0.0 e	0.0 e	0.0 e	0.0 e	....	....	....	....	....	....
Rwanda	714	0.0 e	0.0 e	0.0 e	0.0 e	0.0 e	0.0 e	....	....	....	....	....	....
Tanzania	738	....	....	....	....	....	....	0.0	0.0 r	0.0 r	0.0 r	0.0 r	0.0 r
Togo	742	0.0 e	0.0 e	0.0 e	0.0 e	0.0 e	0.0 e	....	....	....	....	....	....
Africa n.s.	799	....	....	....	....	....	....	0.4	0.1 r	0.1 r	0.1 r	0.1 r	0.1 r
<b>Western Hemisphere</b>	<b>205</b>	<b>4.3</b>	<b>1.1</b>	<b>1.1</b>	<b>1.2</b>	<b>1.7</b>	<b>1.1</b>	<b>44.3</b>	<b>10.8</b>	<b>11.2</b>	<b>10.6</b>	<b>7.3</b>	<b>11.3</b>
Antigua and Barbuda	311	0.0	0.0 r	0.0 r	0.0 r	0.0 r	0.0 r	0.2	0.1 r	0.1 r	0.1 r	0.0 r	0.1 r
Argentina	213	....	....	....	....	....	....	0.0	0.0 r	0.0 r	0.0 r	0.0 r	0.0 r
Aruba	314	....	....	....	....	....	....	0.0	0.0 r	0.0 r	0.0 r	0.0 r	0.0 r
Bahamas, The	313	0.0	0.0 r	0.0 r	0.0 r	0.0 r	0.0 r	0.0	0.0 r	0.0 r	0.0 r	0.0 r	0.0 r
Barbados	316	0.0	0.0 r	0.0 r	0.0 r	0.0 r	0.0 r	1.9	0.5 r	0.5 r	0.5 r	0.5 r	0.5 r
Belize	339	....	....	....	....	....	....	0.1	0.0 r	0.0 r	0.0 r	0.0 r	0.0 r
Bermuda	319	....	....	....	....	....	....	0.0	0.0 r	0.0 r	0.0 r	0.0 r	0.0 r
Brazil	223	....	....	....	....	....	....	0.3	0.1 r	0.1 r	0.1 r	0.1 r	0.1 r
Chile	228	....	....	....	....	....	....	0.1	0.0 r	0.0 r	0.0 r	0.0 r	0.0 r
Colombia	233	....	....	....	....	....	....	0.0	0.0 r	0.0 r	0.0 r	0.0 r	0.0 r
Costa Rica	238	0.0 e	0.0 e	0.0 e	0.0 e	0.0 e	0.0 e	0.0	0.0 r	0.0 r	0.0 r	0.0 r	0.0 r
Dominica	321	....	....	....	....	....	....	0.3	0.1 r	0.1 r	0.1 r	0.0 r	0.1 r
Dominican Republic	243	0.0	0.0 r	0.0 r	0.0 r	0.0 r	0.0 r	2.3	0.6 r	0.6 r	0.5 r	0.3 r	0.6 r
El Salvador	253	....	....	....	....	....	....	0.1	0.0 r	0.0 r	0.0 r	0.0 r	0.0 r
Grenada	328	0.0	0.0 r	0.0 r	0.0 r	0.0 r	0.0 r	....	....	....	....	....	....
Guatemala	258	....	....	....	....	....	....	0.1	0.0 r	0.0 r	0.0 r	0.0 r	0.0 r
Guyana	336	3.8	0.9 r	0.9 r	0.9 r	0.9 r	0.9 r	5.2	1.3 r	1.3 r	1.3 r	1.3 r	1.3 r
Haiti	263	....	....	....	....	....	....	0.0	0.0 r	0.0 r	0.0 r	0.0 r	0.0 r
Honduras	268	....	....	....	....	....	....	0.0	0.0 r	0.0 r	0.0 r	0.0 r	0.0 r
Jamaica	343	....	....	....	....	....	....	0.6	0.1 r	0.1 r	0.1 r	0.1 r	0.1 r
Mexico	273	0.0	0.0 r	0.0 r	0.0 r	0.0 r	0.0 r	0.9	0.2 r	0.2 r	0.2 r	0.2 r	0.2 r
Montserrat	351	....	....	....	....	....	....	0.2	0.0 r	0.1 r	0.0 r	0.0 r	0.1 r
Netherlands Antilles	353	0.6	0.1 r	0.1 r	0.2 r	0.7 r	0.2 r	11.5	2.8 r	2.9 r	2.7 r	1.6 r	2.9 r
Panama	283	....	....	....	....	....	....	0.2	0.1 r	0.1 r	0.1 r	0.1 r	0.1 r
Peru	293	....	....	....	....	....	....	0.0	0.0 r	0.0 r	0.0 r	0.0 r	0.0 r
St. Kitts and Nevis	361	0.0	0.0 r	0.0 r	0.0 r	0.0 r	0.0 r	0.2	0.1 r	0.1 r	0.1 r	0.0 r	0.1 r
St. Lucia	362	....	....	....	....	....	....	0.0	0.0 r	0.0 r	0.0 r	0.0 r	0.0 r
St. Vincent & Grens.	364	0.0	0.0 r	0.0 r	0.0 r	0.0 r	0.0 r	0.2	0.0 r	0.0 r	0.0 r	0.0 r	0.0 r
Trinidad and Tobago	369	0.0	0.0 r	0.0 r	0.0 r	0.0 r	0.0 r	19.7	4.8 r	5.0 r	4.7 r	2.8 r	5.0 r
Uruguay	298	....	....	....	....	....	....	0.0	0.0 r	0.0 r	0.0 r	0.0 r	0.0 r
Venezuela, Rep. Bol.	299	....	....	....	....	....	....	0.0	0.0 r	0.0 r	0.0 r	0.0 r	0.0 r
Western Hem. n.s.	399	....	....	....	....	....	....	0.2	0.1 r	0.1 r	0.1 r	0.0 r	0.1 r

# Anguilla (312)

In Millions of U.S. Dollars

		Exports (FOB)						Imports (CIF)					
		2015	2015Q3	2015Q4	2016Q1	2016Q2	2016Q3	2015	2015Q3	2015Q4	2016Q1	2016Q2	2016Q3
Other Countries n.i.e	910	....	....	....	....	....	....	0.0	0.0	0.0	0.0	0.0	0.0
Cuba	928	....	....	....	....	....	....	0.0	0.0 r	0.0 r	0.0 r	0.0 r	0.0 r
Countries & Areas n.s.	898	....	....	....	....	....	....	0.0	0.0 r	0.0 r	0.0 r	0.0 r	0.0 r
Memorandum Items													
Africa	605	0.1	0.0	0.0	0.0	0.0	0.0	1.0	0.2	0.3	0.2	0.2	0.3
Middle East	405	0.1	0.0	0.0	0.0	0.0	0.0	0.1	0.0	0.0	0.0	0.0	0.0
European Union	998	0.7	0.2	0.1	0.1	0.1	0.1	16.0	4.3	4.9	4.1	3.7	5.1
Export earnings: fuel	080	1.2	0.3	0.4	0.2	0.2	0.2	20.0	4.9	5.1	4.8	2.9	5.1
Export earnings: nonfuel	092	7.4	1.8	1.8	1.8	2.4	1.9	191.2	48.0	48.8	47.7	45.7	49.0

# Antigua and Barbuda (311)

In Millions of U.S. Dollars

		Exports (FOB)						Imports (CIF)					
		2015	2015Q3	2015Q4	2016Q1	2016Q2	2016Q3	2015	2015Q3	2015Q4	2016Q1	2016Q2	2016Q3
IFS World		26.3	4.8	3.6	....	....	....	488.4	114.7	128.6	....	....	....
World	001	163.5	42.9	42.9	63.1	60.7	71.3	466.6	87.7	91.5	80.7	102.7	71.3
Advanced Economies	110	31.0	9.3	4.5	17.8	32.6	6.1	272.7	41.5	39.0	27.8	53.8	35.9
Euro Area	163	19.4	5.4	3.1	14.0	0.2	0.3	23.6	4.3	6.1	4.1	15.3	7.0
Austria	122	....	....	....	....	....	....	0.1	0.0 r	0.0 r	0.0 r	0.0 r	0.0 r
Belgium	124	....	....	....	....	....	....	0.9	0.2 r	0.4 r	0.2 r	0.4 r	0.2 r
Cyprus	423	0.0	....	0.0 r	....	....	....	0.3	0.1 r	0.1 r	0.1 r	0.1 r	0.1 r
Estonia	939	0.0 e	....	0.0 e	....	....	....	0.0	0.0 r	0.0 r	0.0 r	0.0 r	0.0 r
Finland	172	....	....	....	....	....	....	0.1	....	0.0 r	0.0 r	0.0 r	0.9 r
France	132	11.5	1.5 r	0.0 r	0.4 r	0.1 r	0.1 r	5.7	0.2 r	0.9 r	0.4 r	0.2 r	0.2 r
Germany	134	0.1	0.0 r	0.0 r	13.5 r	0.0 r	0.1 r	3.7	1.2 r	1.4 r	1.2 r	0.5 r	0.6 r
Greece	174	....	....	....	0.0 r	0.0 r	0.0 r	0.0	0.0 r	0.0 r	0.0 r	0.0 r	0.0 r
Ireland	178	4.3	3.8 r	....	0.0 r	0.0 r	....	0.4	0.0 r	0.3 r	0.0 r	0.4 r	1.1 r
Italy	136	0.2	....	0.0 r	0.0 r	0.0 r	0.0 r	4.0	1.0 r	1.2 r	0.6 r	0.7 r	0.8 r
Latvia	941	....	....	....	....	....	0.0 e	0.0	0.0 r	0.0 r	0.0 r	0.0 r	0.0 r
Lithuania	946	....	....	....	....	....	0.0 e	0.0	0.0 r	0.0 r	0.0 r	0.0 r	0.0 r
Luxembourg	137	....	....	....	....	....	....	0.3	....	0.0 r	0.0 r	0.0 r	0.1 r
Malta	181	....	....	....	....	....	....	1.2	....	....	....	....	....
Netherlands	138	0.1	0.0 r	0.0 r	0.0 r	0.0 r	0.0 r	3.7	1.0 r	1.0 r	0.6 r	11.7 r	1.9 r
Portugal	182	0.1	0.0 r	0.0 r	....	....	....	0.1	0.0 r	0.0 r	0.0 r	0.0 r	0.0 r
Slovak Republic	936	....	....	....	0.0 e	....	....	0.0	....	....	0.0 r	....	0.0 r
Slovenia	961	....	....	....	....	....	....	0.0	....	0.0 r	0.0 r	0.0 r	....
Spain	184	3.1	0.0 r	3.0 r	0.0 r	0.0 r	0.0 r	3.0	0.5 r	0.6 r	0.9 r	1.2 r	1.1 r
Australia	193	0.6	0.3 r	0.0 r	0.1 r	0.1 r	0.3 r	0.7	0.2 r	....	0.1 r	0.3 r	0.2 r
Canada	156	0.2	0.1 r	0.0 r	0.0 r	0.0 r	0.0 r	6.6	1.1 r	1.1 r	1.3 r	1.0 r	1.3 r
China,P.R.: Hong Kong	532	0.0	0.0 r	0.0 r	0.0 r	0.0 r	0.0 r	0.6	0.2 r	0.2 r	0.2 r	0.2 r	0.2 r
Czech Republic	935	1.1 e	1.1 e	....	....	....	....	0.0	0.0 r	0.0 r	0.0 r	0.0 r	0.0 r
Denmark	128	....	....	....	....	....	....	0.7	0.1 r	0.1 r	0.0 r	0.1 r	0.1 r
Iceland	176	0.0 e	0.0 e	0.0 e	....	....	....	....	....	....	....	....	....
Israel	436	....	....	....	....	....	....	0.4	0.1 r	0.1 r	0.1 r	0.1 r	0.1 r
Japan	158	....	....	....	....	....	....	16.0	3.3 r	3.2 r	4.0 r	8.8 r	4.0 r
Korea, Republic of	542	0.3	0.3 r	0.0 r	0.0 r	0.0 r	....	4.5	3.1 r	0.2 r	0.2 r	0.2 r	0.1 r
New Zealand	196	0.0	0.0 r	0.0 r	0.0 r	0.0 r	0.0 r	0.9	0.0 r	0.1 r	0.3 r	0.1 r	0.1 r
Norway	142	0.0	0.0 r	0.0 r	0.0 r	0.0 r	0.0 r	0.1	0.0 r	0.0 r	0.0 r	....	....
Singapore	576	0.0	....	0.0 r	....	....	....	0.1	0.0 r	0.0 r	0.0 r	0.0 r	0.0 r
Sweden	144	0.0	....	0.0 r	0.0 r	0.0 r	0.0 r	0.6	0.1 r	0.1 r	0.0 r	0.0 r	0.0 r
Switzerland	146	....	....	....	....	....	....	3.4	0.5 r	1.4 r	0.8 r	0.8 r	0.5 r
Taiwan Prov.of China	528	0.4 e	0.0 e	0.1 e	0.0 e	0.1 e	0.0 e	0.5 e	0.1 e	0.0 e	0.1 e	0.1 e	0.0 e
United Kingdom	112	4.9	1.0 r	0.6 r	0.9 r	30.1 r	0.7 r	18.9	2.9 r	6.9 r	2.1 r	1.9 r	2.1 r
United States	111	4.1	1.1 r	0.6 r	2.7 r	2.0 r	4.8 r	195.1	25.6 r	19.5 r	14.5 r	25.1 r	20.3 r
<b>Emerg. &amp; Dev. Economies</b>	<b>200</b>	<b>132.5</b>	<b>33.6</b>	<b>38.5</b>	<b>45.3</b>	<b>28.0</b>	<b>65.1</b>	<b>112.6</b>	<b>27.1</b>	<b>31.1</b>	<b>34.4</b>	<b>29.2</b>	<b>19.9</b>
<b>Emerg. &amp; Dev. Asia</b>	<b>505</b>	<b>0.5</b>	<b>0.1</b>	<b>0.2</b>	<b>0.2</b>	<b>0.1</b>	<b>0.2</b>	<b>34.4</b>	<b>8.4</b>	<b>8.5</b>	<b>16.6</b>	<b>10.9</b>	<b>4.9</b>
Bangladesh	513	....	....	....	....	....	....	0.0	0.0 r	0.0 r	0.0 r	0.0 r	0.0 r
Cambodia	522	....	....	....	....	....	....	0.0	0.0 r	0.0 r	0.0 r	0.0 r	0.0 r
China,P.R.: Mainland	924	0.0	0.0 r	0.0 r	0.0 r	....	....	20.5	4.8 r	5.0 r	13.5 r	8.2 r	2.4 r
Fiji	819	0.0 e	0.0 e	0.0 e	0.0 e	0.0 e	0.0 e	0.1	0.0 r	0.0 r	0.0 r	0.0 r	0.0 r
F.T. New Caledonia	839	0.0 e	0.0 e	0.0 e	0.0 e	0.0 e	0.0 e	0.0	0.0 r	0.0 r	0.0 r	0.0 r	0.0 r
India	534	....	....	....	....	....	....	3.7	0.9 r	1.2 r	0.7 r	0.6 r	0.7 r
Indonesia	536	....	....	....	....	....	....	1.0	0.5 r	0.1 r	0.2 r	0.1 r	0.1 r
Lao People's Dem.Rep	544	0.0	0.0 r	0.0 r	0.0 r	0.0 r	0.0 r	0.0	0.0 r	0.0 r	0.0 r	0.0 r	0.0 r
Malaysia	548	0.1	....	0.1 r	0.1 r	0.0 r	0.1 r	0.9	0.1 r	0.1 r	0.3 r	0.1 r	0.0 r
Maldives	556	....	....	....	....	....	....	0.0	0.0 r	0.0 r	0.0 r	0.0 r	0.0 r
Marshall Islands	867	....	....	....	....	....	....	0.0	0.0 r	0.0 r	0.0 r	0.0 r	0.0 r
Nepal	558	0.0 e	0.0 e	0.0 e	0.0 e	0.0 e	0.0 e	0.0	0.0 r	0.0 r	0.0 r	0.0 r	0.0 r
Papua New Guinea	853	....	....	....	....	....	....	0.0	0.0 r	0.0 r	0.0 r	0.0 r	0.0 r
Philippines	566	0.0	0.0 r	0.0 r	....	....	....	0.1	0.0 r	0.0 r	....	....	....
Sri Lanka	524	0.0 e	0.0 e	0.0 e	0.0 e	....	....	0.0	0.0 r	0.0 r	0.0 r	0.0 r	....
Thailand	578	0.4	0.1 r	0.1 r	0.1 r	0.1 r	0.1 r	6.8	1.8 r	1.8 r	1.7 r	1.6 r	1.5 r
Timor-Leste	537	....	....	....	....	....	....	0.0	0.0 r	0.0 r	0.0 r	0.0 r	0.0 r
Tuvalu	869	....	....	....	....	....	....	0.0	0.0 r	0.0 r	0.0 r	0.0 r	0.0 r

# Antigua and Barbuda (311)

In Millions of U.S. Dollars

		Exports (FOB)						Imports (CIF)					
		2015	2015Q3	2015Q4	2016Q1	2016Q2	2016Q3	2015	2015Q3	2015Q4	2016Q1	2016Q2	2016Q3
Vietnam	582	....	....	....	....	....	....	0.7	0.2 r	0.2 r	0.2 r	0.2 r	0.1 r
Asia n.s.	598	....	....	....	....	....	....	0.4	0.1 r	0.1 r	0.1 r	0.1 r	0.1 r
<b>Europe</b>	170	<b>101.7</b>	<b>27.0</b>	<b>32.0</b>	<b>31.0</b>	<b>14.0</b>	<b>49.0</b>	<b>2.4</b>	<b>0.5</b>	<b>0.8</b>	<b>0.5</b>	<b>0.5</b>	<b>0.5</b>
<b>Emerg. &amp; Dev. Europe</b>	903	<b>101.7</b>	<b>27.0</b>	<b>32.0</b>	<b>31.0</b>	<b>14.0</b>	<b>49.0</b>	<b>1.5</b>	<b>0.3</b>	<b>0.6</b>	<b>0.2</b>	<b>0.2</b>	<b>0.2</b>
Bulgaria	918	....	....	....	....	....	....	0.0	0.0 r	0.0 r	0.0 r	0.0 r	0.0 r
Croatia	960	....	....	....	0.0 e	....	....	0.0	0.0 r	0.0 r	0.0 r	0.0 r	0.0 r
Faroe Islands	816	0.0 e	0.0 e	0.0 e	0.0 e	0.0 e	0.0 e	0.0	0.0 r	0.0 r	0.0 r	0.0 r	0.0 r
Hungary	944	....	....	....	....	....	....	0.6	0.1 r	0.4 r	0.0 r	0.1 r	0.0 r
Macedonia, FYR	962	0.0 e	0.0 e	0.0 e	0.0 e	0.0 e	0.0 e	....	....	....	....	....	....
Poland	964	101.7 e	27.0 e	32.0 e	31.0 e	14.0 e	49.0 e	0.2	0.1 r	0.1 r	0.1 r	0.0 r	0.1 r
Romania	968	0.0 e	0.0 e	....	0.0 e	0.0 e	....	0.1	....	....	....	0.0 r	0.0 r
Serbia, Republic of	942	0.0 e	0.0 e	0.0 e	....	....	....	....	....	....	....	....	....
Turkey	186	....	....	....	....	....	....	0.5	0.1 r	0.1 r	0.1 r	0.1 r	0.1 r
<b>CIS</b>	901	<b>0.0</b>	<b>0.0</b>	<b>0.0</b>	<b>0.0</b>	<b>0.0</b>	<b>0.0</b>	<b>1.0</b>	<b>0.2</b>	<b>0.3</b>	<b>0.2</b>	<b>0.3</b>	<b>0.3</b>
Belarus	913	0.0 e	....	....	....	....	....	....	....	....	....	....	....
Kazakhstan	916	0.0 e	0.0 e	0.0 e	0.0 e	0.0 e	0.0 e	....	....	....	....	....	....
Moldova	921	0.0 e	0.0 e	0.0 e	0.0 e	0.0 e	0.0 e	1.0 e	0.2 e	0.3 e	0.2 e	0.2 e	0.3 e
Russian Federation	922	....	....	....	....	....	....	0.0	....	0.0 r	0.0 r	0.0 r	0.0 r
Ukraine	926	....	....	....	....	....	....	0.0	....	0.0 r	....	....	....
Europe n.s.	884	....	....	....	....	....	....	0.0	0.0 r	0.0 r	0.0 r	0.0 r	0.0 r
<b>Mid East, N Africa, Pak</b>	440	<b>0.4</b>	<b>0.1</b>	<b>0.1</b>	<b>0.1</b>	<b>0.1</b>	<b>0.1</b>	<b>1.0</b>	<b>0.3</b>	<b>0.3</b>	<b>0.2</b>	<b>0.2</b>	<b>0.2</b>
Algeria	612	0.0 e	0.0 e	0.0 e	0.0 e	0.0 e	0.0 e	....	....	....	....	....	....
Bahrain, Kingdom of	419	0.1 e	0.0 e	0.0 e	0.0 e	0.0 e	0.0 e	0.0	0.0 r	0.0 r	0.0 r	0.0 r	0.0 r
Egypt	469	....	....	....	....	....	....	0.1	0.1 r	0.0 r	0.0 r	0.0 r	0.0 r
Iran, I.R. of	429	....	....	....	....	....	....	0.0	0.0 r	0.0 r	0.0 r	0.0 r	0.0 r
Jordan	439	....	....	....	....	....	....	0.0	0.0 r	0.0 r	0.0 r	0.0 r	0.0 r
Kuwait	443	0.0 e	0.0 e	0.0 e	0.0 e	0.0 e	0.0 e	....	....	....	....	....	....
Lebanon	446	0.0 e	0.0 e	....	....	....	....	....	....	....	....	....	....
Mauritania	682	....	....	....	....	....	....	0.0	0.0 r	0.0 r	0.0 r	0.0 r	0.0 r
Morocco	686	....	....	....	....	....	....	0.0	0.0 r	....	....	....	....
Pakistan	564	0.0	0.0 r	0.0 r	0.0 r	0.0 r	0.0 r	0.0	0.0 r	0.0 r	0.0 r	0.0 r	0.0 r
Saudi Arabia	456	....	....	....	....	....	....	0.0	0.0 r	0.0 r	0.0 r	0.0 r	0.0 r
Syrian Arab Republic	463	....	....	....	....	....	....	0.0	0.0 r	0.0 r	0.0 r	0.0 r	0.0 r
Tunisia	744	0.3 e	0.1 e	0.1 e	0.1 e	0.1 e	0.1 e	0.1	0.0 r	0.0 r	0.0 r	0.0 r	0.0 r
United Arab Emirates	466	0.0	0.0 r	0.0 r	0.1 r	0.0 r	0.1 r	0.7	0.2 r	0.2 r	0.2 r	0.2 r	0.1 r
<b>Sub-Saharan Africa</b>	603	<b>21.9</b>	<b>4.9</b>	<b>5.1</b>	<b>4.3</b>	<b>5.4</b>	<b>5.3</b>	<b>1.4</b>	<b>0.3</b>	<b>0.3</b>	<b>0.3</b>	<b>0.4</b>	<b>0.3</b>
Angola	614	0.0	0.0 r	0.0 r	0.0 r	0.0 r	0.0 r	....	....	....	....	....	....
Benin	638	1.9 e	0.5 e	0.5 e	0.3 e	0.4 e	0.3 e	....	....	....	....	....	....
Botswana	616	....	....	....	....	....	....	0.0	0.0 r	0.0 r	0.0 r	0.0 r	0.0 r
Cabo Verde	624	....	....	....	....	....	....	0.0 e	0.0 e	0.0 e	0.0 e	0.0 e	0.0 e
Cameroon	622	19.5 e	4.3 e	4.6 e	3.8 e	4.9 e	4.9 e	....	....	....	....	....	....
Congo, Republic of	634	0.0 e	0.0 e	0.0 e	0.0 e	0.0 e	0.0 e	0.0	0.0 r	0.0 r	0.0 r	0.0 r	0.0 r
Côte d'Ivoire	662	0.0 e	0.0 e	0.0 e	0.0 e	0.0 e	0.0 e	0.0	0.0 r	0.0 r	0.0 r	0.0 r	0.0 r
Gambia, The	648	0.0 e	0.0 e	0.0 e	0.0 e	0.0 e	0.0 e	0.0	0.0 r	0.0 r	0.0 r	0.0 r	0.0 r
Ghana	652	....	....	....	....	....	....	0.0	0.0 r	0.0 r	0.0 r	0.0 r	0.0 r
Kenya	664	....	....	....	....	....	....	0.0	0.0 r	0.0 r	0.0 r	0.0 r	0.0 r
Lesotho	666	....	....	....	....	....	....	0.0	0.0 r	0.0 r	0.0 r	0.0 r	0.0 r
Madagascar	674	0.0 e	0.0 e	0.0 e	0.0 e	0.0 e	0.0 e	0.0	0.0 r	0.0 r	0.0 r	0.0 r	0.0 r
Mali	678	0.0 e	0.0 e	0.0 e	0.0 e	0.0 e	0.0 e	....	....	....	....	....	....
Mauritius	684	....	....	....	....	....	....	0.0	....	0.0 r	0.1 r	0.1 r	0.1 r
Mozambique	688	0.0 e	0.0 e	0.0 e	0.0 e	0.0 e	0.0 e	....	....	....	....	....	....
Namibia	728	....	....	....	....	....	....	0.0	0.0 r	0.0 r	0.0 r	0.0 r	0.0 r
Niger	692	....	....	....	....	....	....	0.0	0.0 r	0.0 r	0.0 r	0.0 r	0.0 r
Nigeria	694	0.0	0.0 r	0.0 r	0.0 r	0.0 r	0.0 r	0.1	0.0 r	0.0 r	0.0 r	0.0 r	0.0 r
Seychelles	718	0.0	0.0 r	0.0 r	0.0 r	0.0 r	0.0 r	....	....	....	....	....	....
Sierra Leone	724	....	....	....	....	....	....	0.0	0.0 r	0.0 r	0.0 r	0.0 r	0.0 r
South Africa	199	....	....	....	....	....	....	0.8	0.2 r	0.2 r	0.1 r	0.2 r	0.2 r
Swaziland	734	....	....	....	....	....	....	0.3	0.1 r	0.1 r	0.1 r	0.1 r	0.1 r
Tanzania	738	0.0 e	0.0 e	0.0 e	0.0 e	0.0 e	0.0 e	....	....	....	....	....	....
Togo	742	0.3 e	0.1 e	0.1 e	0.1 e	0.1 e	0.1 e	....	....	....	....	....	....



# Antigua and Barbuda (311)

In Millions of U.S. Dollars

		Exports (FOB)						Imports (CIF)					
		2015	2015Q3	2015Q4	2016Q1	2016Q2	2016Q3	2015	2015Q3	2015Q4	2016Q1	2016Q2	2016Q3
Uganda	746	0.0	0.0 r	0.0 r	0.0 r	0.0 r	0.0 r	....	....	....	....	....	....
Zimbabwe	698	....	....	....	....	....	....	0.0	0.0 r	0.0 r	0.0 r	0.0 r	0.0 r
Africa n.s.	799	....	....	....	....	....	....	....	....	....	0.0 r	....	....
<b>Western Hemisphere</b>	<b>205</b>	<b>7.9</b>	<b>1.5</b>	<b>1.1</b>	<b>9.7</b>	<b>8.4</b>	<b>10.4</b>	<b>73.4</b>	<b>17.6</b>	<b>21.2</b>	<b>16.7</b>	<b>17.3</b>	<b>14.1</b>
Anguilla	312	0.1	0.0 r	0.0 r	0.1 r	0.1 r	0.1 r	0.0	0.0 r	0.0 r	0.0 r	0.0 r	0.0 r
Argentina	213	....	....	....	....	....	....	0.5	0.1 r	0.1 r	0.1 r	0.1 r	0.1 r
Aruba	314	0.0	....	0.0 r	0.0 r	0.0 r	0.0 r	0.0	0.0 r	....	....	....	0.0 r
Bahamas, The	313	0.0	0.0 r	0.0 r	0.0 r	0.0 r	0.0 r	0.1	0.0 r	0.0 r	0.0 r	0.0 r	0.0 r
Barbados	316	0.9	0.2 r	0.1 r	1.2 r	1.1 r	1.4 r	5.4	1.3 r	1.5 r	1.2 r	1.3 r	1.0 r
Belize	339	....	....	....	....	....	....	0.3	0.1 r	0.1 r	0.1 r	0.1 r	0.1 r
Bermuda	319	....	....	....	....	....	....	0.0	0.0 r	0.0 r	0.0 r	0.0 r	0.0 r
Bolivia	218	0.0 e	....	....	....	....	....	....	....	....	....	....	....
Brazil	223	....	....	....	....	....	....	7.2	2.1 r	1.9 r	2.0 r	2.0 r	1.8 r
Chile	228	....	....	....	....	....	....	1.3	0.2 r	0.4 r	0.3 r	0.2 r	0.4 r
Colombia	233	....	....	....	....	....	....	3.4	0.2 r	1.2 r	0.8 r	0.8 r	0.6 r
Costa Rica	238	....	....	....	....	....	....	0.9	0.2 r	0.2 r	0.2 r	0.2 r	0.2 r
Curacao	354	1.7	0.3 r	0.2 r	2.1 r	1.8 r	2.3 r	0.6	0.1 r	0.1 r	0.1 r	0.1 r	0.1 r
Dominica	321	0.5	0.1 r	0.1 r	0.6 r	0.5 r	0.6 r	1.9	0.5 r	0.5 r	0.5 r	0.5 r	0.4 r
Dominican Republic	243	0.0	0.0 r	0.0 r	0.0 r	0.0 r	0.0 r	5.4	1.3 r	1.5 r	1.2 r	1.3 r	1.0 r
Ecuador	248	0.0	0.0 r	....	....	....	....	0.2	0.1 r	0.0 r	0.1 r	0.1 r	0.1 r
El Salvador	253	....	....	....	....	....	....	0.1	....	0.1 r	....	....	....
Greenland	326	0.0 e	0.0 e	0.0 e	0.0 e	0.0 e	0.0 e	....	....	....	....	....	....
Grenada	328	0.1	0.0 r	0.0 r	0.1 r	0.1 r	0.1 r	2.0	0.5 r	0.5 r	0.4 r	0.5 r	0.4 r
Guatemala	258	0.1	0.0 r	0.0 r	0.1 r	0.1 r	0.1 r	0.6	0.1 r	0.2 r	0.1 r	0.2 r	0.1 r
Guyana	336	0.1	0.0 r	0.0 r	0.1 r	0.1 r	0.1 r	3.5	0.8 r	0.9 r	0.7 r	0.7 r	0.5 r
Haiti	263	....	....	....	....	....	....	0.0	0.0 r	0.0 r	0.0 r	0.0 r	0.0 r
Honduras	268	0.0	....	....	....	....	....	1.1	0.3 r	0.4 r	0.2 r	0.2 r	0.1 r
Jamaica	343	0.2	0.0 r	0.0 r	0.3 r	0.2 r	0.3 r	6.2	1.5 r	1.7 r	1.4 r	1.5 r	1.2 r
Mexico	273	....	....	....	....	....	....	3.9	1.0 r	1.0 r	1.0 r	1.0 r	1.0 r
Montserrat	351	0.7	0.1 r	0.1 r	0.9 r	0.8 r	1.0 r	0.0	0.0 r	0.0 r	0.0 r	0.0 r	0.0 r
Nicaragua	278	....	....	....	....	....	....	0.0	0.0 r	0.0 r	0.0 r	0.0 r	0.0 r
Panama	283	....	....	....	....	....	....	2.4	0.8 r	1.6 r	....	....	....
Peru	293	....	....	....	....	....	....	0.6	0.1 r	0.2 r	0.1 r	0.2 r	0.1 r
St. Kitts and Nevis	361	1.2	0.2 r	0.2 r	1.4 r	1.1 r	1.4 r	1.0	0.3 r	0.3 r	0.2 r	0.2 r	0.2 r
St. Lucia	362	0.4	0.1 r	0.1 r	0.6 r	0.5 r	0.7 r	1.0	0.3 r	0.3 r	0.2 r	0.2 r	0.2 r
St. Vincent & Grens.	364	0.9	0.2 r	0.1 r	1.1 r	0.9 r	1.1 r	6.2	1.5 r	1.7 r	1.4 r	1.5 r	1.2 r
Suriname	366	....	....	....	....	....	....	0.6	0.1 r	0.2 r	0.1 r	0.1 r	0.1 r
Trinidad and Tobago	369	0.9	0.2 r	0.1 r	1.2 r	1.0 r	1.3 r	16.9	4.1 r	4.6 r	3.9 r	4.1 r	3.2 r
Uruguay	298	....	....	....	....	....	....	0.1	0.0 r	0.1 r	0.1 r	0.1 r	0.1 r
Venezuela, Rep. Bol.	299	....	....	....	....	....	....	0.0	0.0 r	0.0 r	0.0 r	0.0 r	0.0 r
Western Hem. n.s.	399	....	....	....	....	....	....	0.0	0.0 r	0.0 r	0.0 r	0.0 r	0.0 r
<b>Other Countries n.i.e</b>	<b>910</b>	<b>0.0</b>	<b>0.0</b>	<b>0.0</b>	<b>0.0</b>	<b>0.0</b>	<b>0.0</b>	<b>2.8</b>	<b>0.7</b>	<b>0.7</b>	<b>0.6</b>	<b>0.6</b>	<b>0.5</b>
Cuba	928	0.0	0.0 r	0.0 r	0.0 r	0.0 r	0.0 r	0.0	0.0 r	0.0 r	0.0 r	0.0 r	0.0 r
Korea, Dem. People's Rep.	954	0.0	0.0 r	0.0 r	0.0 r	0.0 r	0.0 r	2.8	0.7 r	0.7 r	0.6 r	0.6 r	0.5 r
<b>Special Categories</b>	<b>899</b>	<b>....</b>	<b>....</b>	<b>....</b>	<b>....</b>	<b>....</b>	<b>....</b>	<b>73.8</b>	<b>17.3 r</b>	<b>19.4 r</b>	<b>16.9 r</b>	<b>17.9 r</b>	<b>14.1 r</b>
<b>Countries &amp; Areas n.s.</b>	<b>898</b>	<b>....</b>	<b>....</b>	<b>....</b>	<b>....</b>	<b>....</b>	<b>....</b>	<b>4.6</b>	<b>1.1 r</b>	<b>1.2 r</b>	<b>1.0 r</b>	<b>1.1 r</b>	<b>0.9 r</b>
<b>Memorandum Items</b>													
Africa	605	22.1	5.0	5.2	4.3	5.5	5.4	1.5	0.3	0.4	0.4	0.4	0.3
Middle East	405	0.2	0.0	0.0	0.1	0.1	0.1	0.8	0.2	0.2	0.2	0.2	0.2
European Union	998	127.0	34.5	35.7	45.9	44.4	50.0	44.8	7.6	13.7	6.4	17.4	9.4
Export earnings: fuel	080	1.2	0.3	0.2	1.3	1.1	1.4	21.3	4.6	6.1	4.9	5.2	4.0
Export earnings: nonfuel	092	162.3	42.7	42.8	61.8	59.5	69.9	445.3	83.1	85.4	75.7	97.5	67.3

# Argentina (213)

In Millions of U.S. Dollars

		Exports (FOB)						Imports (CIF)					
		2015	2015Q3	2015Q4	2016Q1	2016Q2	2016Q3	2015	2015Q3	2015Q4	2016Q1	2016Q2	2016Q3
IFS World		59,705.6	17,050.0	12,443.0	....	....	....	59,789.0	16,628.0	14,202.0	....	....	....
World	001	56,787.9	15,775.6	12,616.2	12,174.5	13,880.7	19,380.1	59,756.7	16,612.0	14,288.0	12,139.6	13,116.9	13,207.2
Advanced Economies	110	15,889.0	4,491.6	3,521.9	3,346.4	3,823.2	5,415.4	22,124.5	6,108.3	5,210.4	4,392.4	4,784.0	4,828.7
Euro Area	163	6,253.4	1,756.8	1,385.3	1,323.9	1,513.7	2,138.0	8,501.1	2,341.8	2,014.2	1,719.6	1,892.4	1,926.6
Austria	122	20.0	5.9 r	4.6 r	4.2 r	4.6 r	6.3 r	167.4	46.0 r	39.3 r	33.4 r	36.8 r	37.5 r
Belgium	124	332.3	96.4 r	74.8 r	69.1 r	77.2 r	107.9 r	286.5	75.0 r	66.8 r	62.0 r	73.7 r	79.4 r
Cyprus	423	27.6	7.3 r	7.3 r	6.9 r	6.6 r	6.3 r	0.1	0.0 r	0.0 r	0.0 r	0.0 r	0.0 r
Estonia	939	5.9	1.5 r	1.5 r	1.5 r	1.5 r	1.5 r	66.0	16.5 r	16.5 r	16.5 r	16.5 r	16.5 r
Finland	172	10.4	1.9 r	2.5 r	3.8 r	5.1 r	6.2 r	140.6	39.0 r	33.3 r	28.0 r	30.5 r	30.8 r
France	132	364.9	106.9 r	84.2 r	79.0 r	89.4 r	126.3 r	1,450.3	410.6 r	355.0 r	299.1 r	326.4 r	329.6 r
Germany	134	1,339.8	378.5 r	295.1 r	280.8 r	322.7 r	461.7 r	3,130.1	866.3 r	739.2 r	623.1 r	681.2 r	689.0 r
Greece	174	127.8	35.7 r	28.0 r	27.1 r	31.6 r	45.8 r	14.0	2.9 r	2.3 r	2.2 r	2.7 r	3.0 r
Ireland	178	232.0	66.4 r	51.7 r	48.6 r	55.2 r	78.2 r	205.2	56.4 r	47.8 r	40.2 r	43.8 r	44.2 r
Italy	136	956.5	272.4 r	212.1 r	200.2 r	228.3 r	324.5 r	1,370.1	376.1 r	319.9 r	270.2 r	296.2 r	300.3 r
Latvia	941	144.5	36.1 r	36.1 r	36.1 r	36.1 r	36.1 r	4.1	1.0 r	1.0 r	1.0 r	1.0 r	1.0 r
Lithuania	946	41.5	10.1 r	10.8 r	11.9 r	13.0 r	13.9 r	8.6	2.1 r	2.1 r	2.1 r	2.1 r	2.1 r
Luxembourg	137	0.9	0.2 r	0.2 r	0.2 r	0.2 r	0.2 r	10.3	2.6 r	2.6 r	2.6 r	2.6 r	2.6 r
Malta	181	7.5	1.9 r	1.9 r	1.9 r	1.9 r	1.9 r	2.2	0.5 r	0.5 r	0.5 r	0.5 r	0.5 r
Netherlands	138	1,212.6	338.4 r	265.8 r	258.2 r	302.2 r	438.8 r	452.1	114.5 r	99.6 r	92.4 r	109.9 r	118.5 r
Portugal	182	46.2	13.0 r	10.1 r	9.6 r	11.1 r	15.9 r	174.4	52.5 r	45.9 r	37.5 r	39.5 r	38.8 r
Slovak Republic	936	4.4	1.1 r	1.1 r	1.1 r	1.1 r	1.1 r	46.0	11.5 r	11.5 r	11.5 r	11.5 r	11.5 r
Slovenia	961	17.0	4.7 r	4.7 r	4.3 r	3.9 r	3.6 r	16.4	4.1 r	4.1 r	4.1 r	4.1 r	4.1 r
Spain	184	1,361.6	378.4 r	292.9 r	279.3 r	322.0 r	461.8 r	957.0	264.0 r	226.6 r	193.1 r	213.1 r	217.3 r
Australia	193	609.4	171.9 r	134.0 r	127.5 r	146.6 r	209.7 r	268.0	79.1 r	67.5 r	54.0 r	55.9 r	53.9 r
Canada	156	1,294.9	361.1 r	281.5 r	270.6 r	314.0 r	452.7 r	461.8	126.7 r	107.1 r	89.7 r	97.7 r	98.4 r
China,P.R.: Hong Kong	532	213.7	57.7 r	45.0 r	44.5 r	52.9 r	77.8 r	33.4	9.3 r	7.9 r	6.7 r	7.3 r	7.3 r
China,P.R.: Macao	546	0.1	0.0 r	0.0 r	0.0 r	0.0 r	0.0 r	0.3	0.1 r	0.1 r	0.1 r	0.1 r	0.1 r
Czech Republic	935	67.3	16.8 r	16.8 r	16.8 r	16.8 r	16.8 r	157.6	39.4 r	39.4 r	39.4 r	39.4 r	39.4 r
Denmark	128	281.6	79.5 r	61.4 r	57.7 r	65.6 r	93.0 r	171.5	48.1 r	40.7 r	33.6 r	36.0 r	35.8 r
Iceland	176	1.5	0.4 r	0.3 r	0.3 r	0.3 r	0.3 r	1.2	0.3 r	0.3 r	0.3 r	0.3 r	0.3 r
Israel	436	182.6	52.4 r	40.8 r	38.2 r	43.2 r	61.1 r	120.8	34.3 r	29.5 r	24.6 r	26.5 r	26.5 r
Japan	158	573.1	163.1 r	132.2 r	132.3 r	158.6 r	234.5 r	1,223.2	339.3 r	289.6 r	243.8 r	266.1 r	268.8 r
Korea, Republic of	542	583.4	172.5 r	137.7 r	131.0 r	150.1 r	214.2 r	1,069.6	307.9 r	264.7 r	218.4 r	233.4 r	231.6 r
New Zealand	196	117.2	32.8 r	25.7 r	21.5 r	21.8 r	22.9 r	21.4	5.9 r	5.0 r	4.1 r	4.4 r	4.3 r
Norway	142	16.8	4.9 r	3.8 r	3.5 r	4.0 r	5.6 r	312.4	92.0 r	77.1 r	60.2 r	60.7 r	57.2 r
Singapore	576	144.1	41.6 r	32.1 r	29.6 r	33.0 r	46.0 r	114.2	28.4 r	23.3 r	20.5 r	23.4 r	24.5 r
Sweden	144	56.1	15.7 r	12.3 r	11.9 r	13.9 r	20.1 r	239.3	65.4 r	55.7 r	47.3 r	52.2 r	53.2 r
Switzerland	146	1,257.9	381.1 r	294.5 r	261.3 r	279.4 r	375.5 r	688.7	197.5 r	167.0 r	135.1 r	141.6 r	138.3 r
Taiwan Prov.of China	528	81.6	23.0 r	20.0 r	21.9 r	28.1 r	43.6 r	481.1	133.8 r	114.3 r	96.1 r	104.7 r	105.7 r
United Kingdom	112	722.1	191.4 r	145.3 r	140.1 r	163.7 r	237.3 r	558.5	157.5 r	134.1 r	110.9 r	119.0 r	118.5 r
United States	111	3,432.3	968.9 r	753.2 r	713.8 r	817.5 r	1,166.2 r	7,700.5	2,101.5 r	1,772.9 r	1,488.2 r	1,623.1 r	1,638.4 r
Emerg. & Dev. Economies	200	39,686.6	10,952.6	8,818.7	8,559.2	9,755.5	13,559.0	37,054.3	10,342.7	8,940.2	7,632.0	8,207.5	8,252.1
Emerg. & Dev. Asia	505	11,909.4	3,352.7	2,708.4	2,556.5	2,824.5	3,800.8	14,408.7	4,078.8	3,486.6	2,886.1	3,074.7	3,049.7
Bangladesh	513	277.3	76.6 r	59.2 r	56.5 r	65.3 r	93.9 r	10.4	3.0 r	2.5 r	2.1 r	2.2 r	2.1 r
Bhutan	514	0.0	0.0 r	0.0 r	0.0 r	0.0 r	0.0 r	....	....	....	....	....	....
Brunei Darussalam	516	11.9	3.0 r	3.0 r	3.0 r	3.0 r	3.0 r	....	....	....	....	....	....
Cambodia	522	9.9	2.5 r	2.5 r	2.5 r	2.5 r	2.5 r	13.0	3.2 r	3.2 r	3.2 r	3.2 r	3.2 r
China,P.R.: Mainland	924	5,173.8	1,510.3 r	1,180.0 r	1,097.6 r	1,232.7 r	1,730.3 r	11,742.5	3,337.8 r	2,839.7 r	2,332.6 r	2,484.4 r	2,459.0 r
Fiji	819	0.4	0.1 r	0.1 r	0.1 r	0.1 r	0.1 r	0.0	0.0 r	0.0 r	0.0 r	0.0 r	0.0 r
India	534	2,003.2	574.4 r	439.5 r	401.4 r	443.7 r	614.3 r	724.3	205.0 r	174.9 r	144.7 r	155.3 r	154.6 r
Indonesia	536	1,079.3	305.7 r	239.5 r	229.0 r	264.3 r	379.4 r	314.3	89.5 r	76.9 r	63.9 r	68.9 r	68.8 r
Lao People's Dem.Rep	544	0.2	0.0 r	0.0 r	0.0 r	0.0 r	0.0 r	0.0	0.0 r	0.0 r	0.0 r	0.0 r	0.0 r
Malaysia	548	839.4	237.3 r	184.4 r	174.6 r	199.8 r	284.7 r	354.4	98.6 r	84.7 r	71.7 r	78.7 r	79.8 r
Maldives	556	0.7	0.2 r	0.2 r	0.2 r	0.2 r	0.2 r	....	....	....	....	....	....
Mongolia	948	1.2	0.3 r	0.3 r	0.3 r	0.3 r	0.3 r	0.0	0.0 r	0.0 r	0.0 r	0.0 r	0.0 r
Myanmar	518	15.7	3.9 r	3.9 r	3.9 r	3.9 r	3.9 r	7.5	1.9 r	1.9 r	1.9 r	1.9 r	1.9 r
Nepal	558	6.8	1.7 r	1.7 r	1.7 r	1.7 r	1.7 r	0.1	0.0 r	0.0 r	0.0 r	0.0 r	0.0 r
Papua New Guinea	853	0.0	0.0 r	0.0 r	0.0 r	0.0 r	0.0 r	0.0	0.0 r	0.0 r	0.0 r	0.0 r	0.0 r
Philippines	566	283.5	68.7 r	52.2 r	54.5 r	68.3 r	104.2 r	92.8	26.2 r	22.4 r	18.6 r	20.0 r	20.0 r
Solomon Islands	813	0.1	0.0 r	0.0 r	0.0 r	0.0 r	0.0 r	....	....	....	....	....	....

# Argentina (213)

In Millions of U.S. Dollars

		Exports (FOB)						Imports (CIF)					
		2015	2015Q3	2015Q4	2016Q1	2016Q2	2016Q3	2015	2015Q3	2015Q4	2016Q1	2016Q2	2016Q3
Sri Lanka	524	2.9	0.7 r	0.7 r	0.7 r	0.7 r	0.7 r	7.3	1.8 r	1.8 r	1.8 r	1.8 r	1.8 r
Thailand	578	397.4	109.0 r	87.3 r	88.3 r	106.9 r	159.3 r	813.5	229.6 r	196.3 r	163.3 r	176.2 r	176.2 r
Timor-Leste	537	....	....	....	....	....	....	0.0	0.0 r	0.0 r	0.0 r	0.0 r	0.0 r
Tuvalu	869	0.0	0.0 r	0.0 r	0.0 r	0.0 r	0.0 r	....	....	....	....	....	....
Vietnam	582	1,801.4	457.1 r	452.8 r	441.1 r	430.0 r	420.8 r	328.5	82.1 r	82.1 r	82.1 r	82.1 r	82.1 r
Asia n.s.	598	4.5	1.3 r	1.0 r	0.9 r	1.1 r	1.6 r	....	....	....	....	....	....
<b>Europe</b>	<b>170</b>	<b>1,816.7</b>	<b>498.3</b>	<b>397.0</b>	<b>381.2</b>	<b>434.9</b>	<b>602.9</b>	<b>1,335.1</b>	<b>355.7</b>	<b>316.8</b>	<b>286.4</b>	<b>322.0</b>	<b>335.8</b>
<b>Emerg. &amp; Dev. Europe</b>	<b>903</b>	<b>1,219.2</b>	<b>338.7</b>	<b>265.6</b>	<b>250.8</b>	<b>285.2</b>	<b>396.9</b>	<b>609.1</b>	<b>164.2</b>	<b>147.1</b>	<b>131.0</b>	<b>140.5</b>	<b>142.4</b>
Albania	914	4.7	1.2 r	1.2 r	1.2 r	1.2 r	1.2 r	0.2	0.1 r	0.1 r	0.1 r	0.1 r	0.1 r
Bosnia and Herzegovina	963	4.0	1.0 r	1.0 r	1.0 r	1.0 r	1.0 r	0.5	0.1 r	0.1 r	0.1 r	0.1 r	0.1 r
Bulgaria	918	89.1	25.4 r	20.1 r	19.6 r	22.9 r	33.1 r	11.3	3.3 r	2.9 r	2.4 r	2.6 r	2.7 r
Croatia	960	129.7	36.3 r	28.4 r	23.6 r	23.8 r	24.6 r	3.5	1.0 r	0.8 r	0.7 r	0.8 r	0.8 r
Hungary	944	9.6	2.4 r	2.4 r	2.4 r	2.4 r	2.4 r	149.6	37.4 r	37.4 r	37.4 r	37.4 r	37.4 r
Montenegro	943	1.6	0.4 r	0.4 r	0.4 r	0.4 r	0.4 r	0.0	0.0 r	0.0 r	0.0 r	0.0 r	0.0 r
Poland	964	562.0	155.4 r	120.0 r	114.5 r	132.2 r	189.7 r	182.4	51.3 r	43.9 r	36.7 r	39.8 r	40.0 r
Romania	968	68.4	19.1 r	15.0 r	14.5 r	16.9 r	24.5 r	67.6	18.7 r	15.7 r	13.0 r	13.9 r	13.9 r
Serbia, Republic of	942	8.8	2.2 r	2.2 r	2.2 r	2.2 r	2.2 r	4.0	1.0 r	1.0 r	1.0 r	1.0 r	1.0 r
Turkey	186	334.8	95.4 r	74.8 r	71.4 r	82.1 r	117.7 r	186.3	51.5 r	45.2 r	39.6 r	44.9 r	46.6 r
<b>CIS</b>	<b>901</b>	<b>587.4</b>	<b>156.7</b>	<b>129.1</b>	<b>128.3</b>	<b>147.2</b>	<b>202.4</b>	<b>725.7</b>	<b>191.4</b>	<b>169.6</b>	<b>155.3</b>	<b>181.4</b>	<b>193.3</b>
Armenia	911	7.5	1.9 r	1.9 r	1.9 r	1.9 r	1.9 r	0.0	0.0 r	0.0 r	0.0 r	0.0 r	0.0 r
Azerbaijan, Rep. of	912	3.7	0.9 r	0.9 r	0.9 r	0.9 r	0.9 r	0.0	0.0 r	0.0 r	0.0 r	0.0 r	0.0 r
Belarus	913	5.4	1.3 r	1.3 r	1.3 r	1.3 r	1.3 r	9.1	2.3 r	2.3 r	2.3 r	2.3 r	2.3 r
Georgia	915	4.7	1.2 r	1.2 r	1.2 r	1.2 r	1.2 r	0.3	0.1 r	0.1 r	0.1 r	0.1 r	0.1 r
Kazakhstan	916	13.5	3.4 r	3.4 r	3.4 r	3.4 r	3.4 r	7.1	1.8 r	1.8 r	1.8 r	1.8 r	1.8 r
Kyrgyz Republic	917	0.3	0.1 r	0.1 r	0.1 r	0.1 r	0.1 r	0.0	0.0 r	0.0 r	0.0 r	0.0 r	0.0 r
Moldova	921	3.3	0.8 r	0.8 r	0.8 r	0.8 r	0.8 r	0.0	0.0 r	0.0 r	0.0 r	0.0 r	0.0 r
Russian Federation	922	472.8	127.9 r	99.8 r	98.4 r	116.8 r	171.6 r	678.7	178.1 r	157.5 r	144.8 r	170.9 r	183.0 r
Turkmenistan	925	0.1	0.0 r	0.0 r	....	....	....	....	....	....	....	....	....
Ukraine	926	29.2	7.5 r	8.0 r	8.6 r	9.1 r	9.5 r	28.2	8.6 r	7.3 r	5.8 r	5.9 r	5.6 r
Uzbekistan	927	47.0	11.8 r	11.8 r	11.8 r	11.8 r	11.8 r	2.4	0.6 r	0.6 r	0.6 r	0.6 r	0.6 r
Europe n.s.	884	10.1	2.8 r	2.2 r	2.1 r	2.5 r	3.6 r	0.3	0.1 r	0.1 r	0.1 r	0.1 r	0.1 r
<b>Mid East, N Africa, Pak</b>	<b>440</b>	<b>5,163.7</b>	<b>1,373.3</b>	<b>1,170.3</b>	<b>1,158.9</b>	<b>1,292.1</b>	<b>1,684.5</b>	<b>518.0</b>	<b>131.7</b>	<b>127.4</b>	<b>123.9</b>	<b>126.1</b>	<b>126.5</b>
Afghanistan, I.R. of	512	0.2	0.0 r	0.0 r	0.0 r	0.0 r	0.0 r	0.0	0.0 r	0.0 r	0.0 r	0.0 r	0.0 r
Algeria	612	1,148.0	315.2 r	245.3 r	238.1 r	279.0 r	405.4 r	0.0	0.0 r	0.0 r	0.0 r	0.0 r	0.0 r
Bahrain, Kingdom of	419	2.8	0.7 r	0.7 r	0.7 r	0.7 r	0.7 r	0.3	0.1 r	0.1 r	0.1 r	0.1 r	0.1 r
Djibouti	611	0.2	0.0 r	0.0 r	0.0 r	0.0 r	0.0 r	0.0	0.0 r	0.0 r	0.0 r	0.0 r	0.0 r
Egypt	469	1,071.9	271.8 r	275.0 r	276.3 r	277.1 r	277.8 r	6.6	1.8 r	1.6 r	1.3 r	1.4 r	1.4 r
Iran, I.R. of	429	721.1	201.6 r	158.1 r	153.0 r	178.5 r	258.5 r	0.8	0.2 r	0.2 r	0.2 r	0.2 r	0.2 r
Iraq	433	88.3	22.1 r	22.1 r	22.1 r	22.1 r	22.1 r	0.0	0.0 r	0.0 r	0.0 r	0.0 r	0.0 r
Jordan	439	213.4	50.9 r	50.6 r	52.0 r	53.5 r	54.8 r	0.3	0.1 r	0.1 r	0.1 r	0.1 r	0.1 r
Kuwait	443	33.9	9.2 r	7.2 r	7.1 r	8.5 r	12.4 r	1.8	0.5 r	0.5 r	0.5 r	0.5 r	0.5 r
Lebanon	446	94.4	25.9 r	20.0 r	19.2 r	22.2 r	32.0 r	0.2	0.0 r	0.0 r	0.0 r	0.0 r	0.0 r
Libya	672	71.1	17.0 r	13.0 r	13.9 r	17.7 r	27.4 r	....	....	....	....	....	....
Mauritania	682	0.7	0.2 r	0.2 r	0.2 r	0.2 r	0.2 r	....	....	....	....	....	....
Morocco	686	331.9	88.4 r	68.5 r	67.7 r	80.7 r	118.8 r	33.7	8.7 r	7.3 r	6.4 r	7.2 r	7.4 r
Oman	449	29.2	7.4 r	7.5 r	7.5 r	7.5 r	7.5 r	22.3	5.6 r	5.6 r	5.6 r	5.6 r	5.6 r
Pakistan	564	397.9	116.6 r	89.1 r	79.8 r	86.3 r	117.3 r	55.8	15.7 r	13.4 r	11.1 r	12.0 r	12.0 r
Qatar	453	11.5	2.8 r	2.7 r	2.6 r	2.6 r	2.6 r	172.6	43.1 r	43.1 r	43.1 r	43.1 r	43.1 r
Saudi Arabia	456	421.4	112.2 r	91.0 r	95.6 r	119.4 r	181.9 r	176.5	44.1 r	44.1 r	44.1 r	44.1 r	44.1 r
Somalia	726	0.9	0.2 r	0.2 r	0.2 r	0.2 r	0.2 r	0.0	0.0 r	0.0 r	0.0 r	0.0 r	0.0 r
Sudan	732	4.9	1.1 r	1.1 r	1.2 r	1.2 r	1.3 r	0.4	0.1 r	0.1 r	0.1 r	0.1 r	0.1 r
Syrian Arab Republic	463	144.3	39.2 r	30.2 r	29.0 r	33.7 r	48.6 r	0.0	0.0 r	0.0 r	0.0 r	0.0 r	0.0 r
Tunisia	744	70.1	17.5 r	14.1 r	15.5 r	19.9 r	31.1 r	6.7	1.5 r	1.3 r	1.3 r	1.7 r	1.9 r
United Arab Emirates	466	173.7	43.0 r	43.7 r	45.1 r	46.3 r	47.3 r	40.1	10.0 r	10.0 r	10.0 r	10.0 r	10.0 r
West Bank and Gaza	487	2.5	0.6 r	0.6 r	0.6 r	0.6 r	0.6 r	....	....	....	....	....	....
Yemen, Republic of	474	129.5	29.4 r	29.4 r	31.6 r	33.9 r	35.8 r	....	....	....	....	....	....
<b>Sub-Saharan Africa</b>	<b>603</b>	<b>1,253.7</b>	<b>348.0</b>	<b>292.4</b>	<b>279.3</b>	<b>302.7</b>	<b>387.3</b>	<b>1,150.2</b>	<b>316.5</b>	<b>273.3</b>	<b>251.9</b>	<b>259.5</b>	<b>260.8</b>
Angola	614	59.2	14.9 r	11.7 r	12.3 r	15.4 r	23.6 r	0.0	0.0 r	0.0 r	0.0 r	0.0 r	0.0 r
Benin	638	5.2	1.1 r	1.0 r	1.1 r	1.1 r	1.2 r	....	....	....	....	....	....
Botswana	616	0.2	0.0 r	0.0 r	0.0 r	0.0 r	0.0 r	....	....	....	....	....	....

# Argentina (213)

In Millions of U.S. Dollars

		Exports (FOB)						Imports (CIF)					
		2015	2015Q3	2015Q4	2016Q1	2016Q2	2016Q3	2015	2015Q3	2015Q4	2016Q1	2016Q2	2016Q3
Burkina Faso	748	1.2	0.3 r	0.3 r	0.3 r	0.3 r	0.3 r	....	....	....	....	....	....
Burundi	618	0.0	0.0 r	0.0 r	0.0 r	0.0 r	0.0 r	0.0	0.0 r	0.0 r	0.0 r	0.0 r	0.0 r
Cabo Verde	624	4.2	1.1 r	1.1 r	1.1 r	1.1 r	1.1 r	....	....	....	....	....	....
Cameroon	622	33.2	8.4 r	8.6 r	8.8 r	8.9 r	9.0 r	0.4	0.1 r	0.1 r	0.1 r	0.1 r	0.1 r
Central African Rep.	626	0.5	0.1 r	0.1 r	0.1 r	0.1 r	0.1 r	....	....	....	....	....	....
Chad	628	0.1	0.0 r	0.0 r	0.0 r	0.0 r	0.0 r	....	....	....	....	....	....
Comoros	632	3.6	0.9 r	0.9 r	0.9 r	0.9 r	0.9 r	0.0	0.0 r	0.0 r	0.0 r	0.0 r	0.0 r
Congo, Republic of	634	43.2	10.8 r	10.8 r	10.8 r	10.7 r	10.7 r	0.1	0.0 r	0.0 r	0.0 r	0.0 r	0.0 r
Côte d'Ivoire	662	32.9	9.2 r	7.2 r	7.0 r	8.1 r	11.8 r	1.8	0.5 r	0.4 r	0.4 r	0.4 r	0.4 r
Equatorial Guinea	642	23.3	5.8 r	5.8 r	5.8 r	5.8 r	5.8 r	71.3	17.8 r	17.8 r	17.8 r	17.8 r	17.8 r
Eritrea	643	0.0	0.0 r	0.0 r	0.0 r	0.0 r	0.0 r	0.0	0.0 r	0.0 r	0.0 r	0.0 r	0.0 r
Ethiopia	644	1.1	0.3 r	0.3 r	0.3 r	0.3 r	0.3 r	0.0	0.0 r	0.0 r	0.0 r	0.0 r	0.0 r
Gabon	646	8.9	2.2 r	2.2 r	2.2 r	2.2 r	2.2 r	1.2	0.3 r	0.3 r	0.3 r	0.3 r	0.3 r
Gambia, The	648	0.1	0.0 r	0.0 r	0.0 r	0.0 r	0.0 r	....	....	....	....	....	....
Ghana	652	27.9	7.0 r	7.0 r	7.0 r	7.0 r	7.0 r	0.0	0.0 r	0.0 r	0.0 r	0.0 r	0.0 r
Guinea	656	0.2	0.1 r	0.1 r	0.1 r	0.1 r	0.1 r	0.0	0.0 r	0.0 r	0.0 r	0.0 r	0.0 r
Kenya	664	15.1	3.8 r	3.8 r	3.8 r	3.8 r	3.8 r	0.1	0.0 r	0.0 r	0.0 r	0.0 r	0.0 r
Liberia	668	1.1	0.3 r	0.3 r	0.3 r	0.3 r	0.3 r	....	....	....	....	....	....
Madagascar	674	14.0	3.5 r	3.5 r	3.5 r	3.5 r	3.5 r	0.7	0.2 r	0.2 r	0.2 r	0.2 r	0.2 r
Malawi	676	....	....	....	....	....	....	0.7	0.2 r	0.2 r	0.2 r	0.2 r	0.2 r
Mali	678	1.9	0.5 r	0.5 r	0.5 r	0.5 r	0.5 r	....	....	....	....	....	....
Mauritius	684	43.3	10.5 r	10.5 r	10.8 r	11.1 r	11.4 r	0.3	0.1 r	0.1 r	0.1 r	0.1 r	0.1 r
Mozambique	688	66.9	17.4 r	17.3 r	16.7 r	16.1 r	15.5 r	5.0	1.2 r	1.2 r	1.2 r	1.2 r	1.2 r
Namibia	728	1.8	0.5 r	0.5 r	0.5 r	0.5 r	0.5 r	0.0	0.0 r	0.0 r	0.0 r	0.0 r	0.0 r
Niger	692	11.3	2.8 r	2.8 r	2.8 r	2.8 r	2.8 r	....	....	....	....	....	....
Nigeria	694	88.8	26.2 r	20.6 r	19.2 r	21.5 r	30.2 r	886.9	246.7 r	210.7 r	195.4 r	199.3 r	199.7 r
Rwanda	714	0.2	0.1 r	0.1 r	0.1 r	0.1 r	0.1 r	0.0	0.0 r	0.0 r	0.0 r	0.0 r	0.0 r
Senegal	722	66.7	15.6 r	15.2 r	15.4 r	15.7 r	15.9 r	0.0	0.0 r	0.0 r	0.0 r	0.0 r	0.0 r
Seychelles	718	0.4	0.1 r	0.1 r	0.1 r	0.1 r	0.1 r	....	....	....	....	....	....
Sierra Leone	724	1.5	0.4 r	0.4 r	0.4 r	0.4 r	0.4 r	....	....	....	....	....	....
South Africa	199	677.5	199.4 r	155.6 r	143.6 r	159.9 r	222.9 r	179.1	48.8 r	41.6 r	35.5 r	39.3 r	40.1 r
Swaziland	734	0.0	0.0 r	0.0 r	0.0 r	0.0 r	0.0 r	....	....	....	....	....	....
Tanzania	738	5.2	1.3 r	1.3 r	1.3 r	1.3 r	1.3 r	1.6	0.4 r	0.4 r	0.4 r	0.4 r	0.4 r
Togo	742	0.3	0.1 r	0.1 r	0.1 r	0.1 r	0.1 r	....	....	....	....	....	....
Uganda	746	2.4	0.6 r	0.6 r	0.6 r	0.6 r	0.6 r	0.0	0.0 r	0.0 r	0.0 r	0.0 r	0.0 r
Zambia	754	0.4	0.1 r	0.1 r	0.1 r	0.1 r	0.1 r	....	....	....	....	....	....
Zimbabwe	698	0.3	0.1 r	0.1 r	0.1 r	0.1 r	0.1 r	0.9	0.2 r	0.2 r	0.2 r	0.2 r	0.2 r
Africa n.s.	799	9.4	2.6 r	2.1 r	2.0 r	2.3 r	3.4 r	0.0	....	....	....	....	....
<b>Western Hemisphere</b>	205	<b>19,543.1</b>	<b>5,380.2</b>	<b>4,250.6</b>	<b>4,183.2</b>	<b>4,901.3</b>	<b>7,083.5</b>	<b>19,642.3</b>	<b>5,460.1</b>	<b>4,736.2</b>	<b>4,083.7</b>	<b>4,425.3</b>	<b>4,479.3</b>
Antigua and Barbuda	311	0.4	0.1 r	0.1 r	0.1 r	0.1 r	0.1 r	....	....	....	....	....	....
Aruba	314	1.4	0.3 r	0.3 r	0.3 r	0.3 r	0.3 r	....	....	....	....	....	....
Bahamas, The	313	1.4	0.3 r	0.3 r	0.3 r	0.3 r	0.3 r	3.1	0.8 r	0.8 r	0.8 r	0.8 r	0.8 r
Barbados	316	0.9	0.2 r	0.2 r	0.2 r	0.2 r	0.2 r	0.1	0.0 r	0.0 r	0.0 r	0.0 r	0.0 r
Belize	339	0.5	0.1 r	0.1 r	0.1 r	0.1 r	0.1 r	....	....	....	....	....	....
Bolivia	218	621.6	174.4 r	135.8 r	129.7 r	149.7 r	214.8 r	1,480.3	411.7 r	351.6 r	331.0 r	334.2 r	334.5 r
Brazil	223	10,099.6	2,791.8 r	2,191.5 r	2,142.3 r	2,523.6 r	3,681.9 r	13,100.0	3,663.5 r	3,160.6 r	2,681.5 r	2,946.3 r	2,991.9 r
Chile	228	2,403.3	680.1 r	536.0 r	517.5 r	602.3 r	870.4 r	717.3	197.8 r	169.2 r	143.6 r	158.0 r	160.6 r
Colombia	233	393.9	102.4 r	85.7 r	95.1 r	123.6 r	193.5 r	231.4	66.3 r	58.4 r	50.0 r	55.2 r	56.4 r
Costa Rica	238	47.5	12.3 r	13.0 r	13.7 r	14.2 r	14.7 r	26.9	6.7 r	6.7 r	6.7 r	6.7 r	6.7 r
Dominica	321	0.2	0.0 r	0.0 r	0.0 r	0.0 r	0.0 r	0.0	0.0 r	0.0 r	0.0 r	0.0 r	0.0 r
Dominican Republic	243	112.8	29.4 r	31.2 r	32.8 r	34.2 r	35.3 r	3.2	0.8 r	0.8 r	0.8 r	0.8 r	0.8 r
Ecuador	248	212.8	54.9 r	42.5 r	43.0 r	52.4 r	78.4 r	271.6	76.6 r	65.2 r	53.8 r	57.7 r	57.4 r
El Salvador	253	10.2	2.5 r	2.7 r	3.0 r	3.3 r	3.6 r	0.5	0.1 r	0.1 r	0.1 r	0.1 r	0.1 r
Grenada	328	0.4	0.1 r	0.1 r	0.1 r	0.1 r	0.1 r	0.2	0.0 r	0.0 r	0.0 r	0.0 r	0.0 r
Guatemala	258	68.1	18.4 r	19.7 r	20.3 r	20.7 r	21.1 r	3.0	0.8 r	0.8 r	0.8 r	0.8 r	0.8 r
Guyana	336	2.2	0.6 r	0.6 r	0.6 r	0.6 r	0.6 r	....	....	....	....	....	....
Haiti	263	3.9	0.8 r	0.9 r	1.2 r	1.4 r	1.6 r	0.1	0.0 r	0.0 r	0.0 r	0.0 r	0.0 r
Honduras	268	13.7	2.6 r	2.6 r	3.1 r	3.7 r	4.2 r	14.1	3.5 r	3.5 r	3.5 r	3.5 r	3.5 r
Jamaica	343	4.4	1.2 r	1.4 r	1.5 r	1.6 r	1.6 r	0.0	0.0 r	0.0 r	0.0 r	0.0 r	0.0 r
Mexico	273	820.3	232.6 r	181.0 r	171.3 r	195.8 r	279.0 r	1,822.2	521.0 r	447.4 r	370.6 r	397.6 r	396.0 r

# Argentina (213)

In Millions of U.S. Dollars

		Exports (FOB)						Imports (CIF)					
		2015	2015Q3	2015Q4	2016Q1	2016Q2	2016Q3	2015	2015Q3	2015Q4	2016Q1	2016Q2	2016Q3
Netherlands Antilles	353	109.1	....	....	27.3 r	27.3 r	27.3 r	4.9	....	....	1.2 r	1.2 r	1.2 r
Nicaragua	278	23.5	5.9 r	5.9 r	5.9 r	5.9 r	5.9 r	0.2	0.1 r	0.1 r	0.1 r	0.1 r	0.1 r
Panama	283	68.3	15.8 r	15.9 r	17.0 r	18.1 r	19.0 r	0.2	0.0 r	0.0 r	0.0 r	0.0 r	0.0 r
Paraguay	288	1,055.1	298.0 r	232.1 r	220.6 r	253.3 r	362.1 r	407.7	111.8 r	95.4 r	81.1 r	89.3 r	90.9 r
Peru	293	721.0	195.9 r	155.1 r	155.6 r	187.3 r	278.0 r	127.7	35.7 r	30.3 r	25.2 r	27.1 r	27.1 r
St. Kitts and Nevis	361	0.0	0.0 r	0.0 r	0.0 r	0.0 r	0.0 r	....	....	....	....	....	....
St. Lucia	362	0.4	0.1 r	0.1 r	0.1 r	0.1 r	0.1 r	....	....	....	....	....	....
St. Vincent & Grens.	364	0.1	0.0 r	0.0 r	0.0 r	0.0 r	0.0 r	....	....	....	....	....	....
Suriname	366	5.8	1.4 r	1.4 r	1.4 r	1.4 r	1.4 r	....	....	....	....	....	....
Trinidad and Tobago	369	11.5	2.9 r	2.9 r	2.9 r	2.9 r	2.9 r	967.4	241.9 r	241.9 r	241.9 r	241.9 r	241.9 r
Uruguay	298	1,240.9	346.7 r	271.9 r	263.1 r	307.0 r	444.7 r	453.7	118.9 r	101.1 r	88.8 r	100.9 r	105.3 r
Venezuela, Rep. Bol.	299	1,370.0	375.2 r	293.7 r	288.0 r	340.3 r	497.8 r	6.6	2.1 r	2.3 r	2.3 r	2.9 r	3.2 r
Western Hem. n.s.	399	118.1	33.0 r	25.9 r	25.0 r	29.2 r	42.3 r	....	....	....	....	....	....
<b>Other Countries n.i.e</b>	910	<b>276.2</b>	<b>69.8</b>	<b>70.3</b>	<b>70.4</b>	<b>70.3</b>	<b>70.3</b>	<b>22.1</b>	<b>6.3</b>	<b>5.3</b>	<b>4.2</b>	<b>4.4</b>	<b>4.3</b>
Cuba	928	276.2	69.8 r	70.3 r	70.4 r	70.3 r	70.3 r	22.1	6.3 r	5.3 r	4.2 r	4.4 r	4.3 r
<b>Special Categories</b>	899	<b>0.6</b>	<b>0.2 r</b>	<b>0.2 r</b>	<b>0.2 r</b>	<b>0.2 r</b>	<b>0.2 r</b>	....	....	....	....	....	....
<b>Countries &amp; Areas n.s.</b>	898	<b>935.4</b>	<b>261.5 r</b>	<b>205.1 r</b>	<b>198.4 r</b>	<b>231.5 r</b>	<b>335.3 r</b>	<b>555.8</b>	<b>154.6 r</b>	<b>132.0 r</b>	<b>111.0 r</b>	<b>121.0 r</b>	<b>122.1 r</b>
<b>Memorandum Items</b>													
Africa	605	2,810.4	770.7	622.0	602.2	684.1	944.3	1,191.0	326.9	282.0	259.7	268.5	270.2
Middle East	405	3,209.0	833.9	751.6	756.2	824.4	1,010.1	421.4	105.6	105.2	105.0	105.1	105.1
European Union	998	8,239.1	2,298.7	1,807.1	1,725.0	1,972.0	2,779.7	10,042.3	2,763.8	2,384.8	2,041.0	2,233.5	2,268.1
Export earnings: fuel	080	6,165.7	1,665.6	1,339.5	1,331.9	1,564.9	2,240.3	5,016.9	1,346.8	1,211.0	1,142.7	1,185.4	1,199.5
Export earnings: nonfuel	092	50,622.2	14,110.0	11,276.7	10,842.6	12,315.8	17,139.8	54,739.8	15,265.1	13,077.0	10,996.9	11,931.5	12,007.7

# Armenia, Republic of (911)

In Millions of U.S. Dollars

		Exports (FOB)						Imports (CIF)					
		2015	2015Q3	2015Q4	2016Q1	2016Q2	2016Q3	2015	2015Q3	2015Q4	2016Q1	2016Q2	2016Q3
IFS World		1,485.3	382.8	403.8	380.4	438.1	474.5	3,239.2	800.1	925.8	681.5	776.9	836.7
World	001	1,486.9	383.8	391.2	380.2	438.1	474.5	3,254.0	797.1	929.2	682.2	775.7	833.9
Advanced Economies	110	531.6	128.7	120.0	126.9	152.5	171.0	992.2	237.0	286.7	173.9	233.1	216.5
Euro Area	163	304.1	79.6	67.0	58.8	70.4	68.9	609.7	149.7	179.3	111.6	157.4	141.5
Austria	122	2.0	0.3	0.4	0.8	0.6	0.0	16.3	3.9	4.8	6.0	4.1	3.4
Belgium	124	47.6	16.1	7.7	8.0	10.8	10.0	49.5	13.3	13.8	11.5	15.5	12.8
Cyprus	423	0.0	0.0	....	0.0	....	0.0	1.2	0.2	0.3	0.2	0.2	0.2
Estonia	939	0.2	0.1	0.1	0.1	0.1	0.1	1.7	0.1	1.0	0.1	2.1	5.2
Finland	172	0.0	0.0	0.0	0.0	0.0	0.0	15.8	6.0	4.8	2.8	5.2	4.3
France	132	6.1	1.0	1.8	1.2	0.5	0.8	65.1	19.0	15.2	9.3	13.8	12.8
Germany	134	145.1	36.1	37.7	32.9	37.3	26.9	201.9	47.1	62.1	38.0	50.3	45.6
Greece	174	0.5	0.0	0.1	0.3	0.2	0.0	16.7	3.9	7.5	4.6	5.9	3.4
Ireland	178	0.0	0.0	0.0	0.0	0.0	0.0	7.3	2.1	1.8	2.1	3.9	1.7
Italy	136	49.1	13.1	8.1	4.1	9.0	11.3	148.5	35.6	42.9	23.8	36.7	33.4
Latvia	941	1.8	0.4	0.7	0.4	0.3	0.4	3.9	0.8	1.0	0.3	0.3	0.5
Lithuania	946	2.2	0.6	0.7	0.5	1.2	0.5	4.0	0.9	0.7	0.4	1.0	1.2
Luxembourg	137	0.1	0.0	0.0	0.2	0.3	0.1	0.5	0.2	0.2	0.2	0.2	0.2
Malta	181	0.0	0.0	0.0	0.0	0.0	....	0.1	0.0	0.1	0.0	0.1	0.1
Netherlands	138	47.3	10.7	9.7	10.3	9.8	18.6	29.3	6.0	9.6	4.7	8.1	7.2
Portugal	182	0.0	0.0	0.0	....	0.0	0.0	8.3	2.1	1.9	1.3	1.5	1.5
Slovak Republic	936	0.0	0.0	0.0	0.0	0.1	0.0	6.4	1.3	2.7	0.9	0.9	1.1
Slovenia	961	0.1	....	....	0.0	0.0	0.0	6.5	1.6	1.7	1.8	1.7	1.8
Spain	184	1.7	1.2	0.1	0.0	0.1	0.0	26.7	5.6	7.1	3.5	5.7	5.1
Australia	193	0.1	0.1	0.0	0.1	0.0	0.0	4.0	1.1	0.5	0.6	0.7	0.6
Canada	156	112.2	29.5	28.4	24.8	31.9	47.0	14.3	2.7	2.7	1.4	1.3	4.8
China,P.R.: Hong Kong	532	5.2	0.3	4.4	26.6	19.4	11.6	1.1	0.2	0.2	1.1	0.7	0.6
China,P.R.: Macao	546	....	....	....	....	....	....	0.0	....	....	....	....	0.0
Czech Republic	935	1.7	0.5	0.6	0.4	0.7	0.8	19.9	3.6	5.2	2.4	3.4	3.1
Denmark	128	0.2	0.1	....	0.0	0.1	0.1	7.9	2.7	2.1	1.4	1.9	1.1
Iceland	176	....	....	....	....	....	....	0.1	0.0	0.0	0.0	0.0	0.0
Israel	436	4.8	1.2	1.2	0.4	1.1	2.0	7.8	2.0	1.1	1.0	1.3	1.6
Japan	158	3.5	0.1	0.1	0.1	0.1	0.1	57.5	16.3	13.4	10.8	12.3	14.8
Korea, Republic of	542	0.5	0.2	0.1	0.5	0.3	0.1	32.4	6.5	6.1	3.6	4.2	4.5
New Zealand	196	0.0	0.0	0.0	0.0	0.0	0.0	11.9	1.3	4.1	3.1	3.6	1.6
Norway	142	0.0	....	....	....	0.0	....	1.7	0.2	0.9	0.4	0.4	0.4
Singapore	576	1.7	0.4	0.8	0.5	0.5	0.0	2.2	0.2	1.1	0.3	0.4	0.3
Sweden	144	0.5	0.1	0.1	0.1	0.0	0.0	23.8	3.6	12.7	4.5	2.8	2.5
Switzerland	146	40.8	5.5	6.5	7.2	16.8	28.4	51.6	16.4	15.0	3.5	13.6	11.9
Taiwan Prov.of China	528	0.0	0.0	0.0	0.0	0.0	0.0	11.1	2.6	3.3	1.7	4.4	1.8
United Kingdom	112	1.6	0.1	0.0	0.3	0.8	0.5	26.6	6.5	5.8	4.4	7.5	6.7
United States	111	54.6	11.0	10.6	7.2	10.5	11.3	108.5	21.3	33.3	22.2	17.5	18.8
Emerg. & Dev. Economies	200	943.7	252.6	267.8	249.6	282.8	299.6	2,244.0	556.7	638.1	505.2	536.6	612.6
Emerg. & Dev. Asia	505	170.4	39.9	34.1	20.8	17.2	32.3	447.1	116.8	125.4	103.7	109.3	153.0
American Samoa	859	....	....	....	....	....	....	....	....	....	0.0	....	0.0
Bangladesh	513	0.0	0.0	....	....	....	....	7.8	2.5	1.9	4.6	2.4	2.8
Cambodia	522	....	....	....	....	....	....	2.0	0.7	0.5	0.5	0.4	0.6
China,P.R.: Mainland	924	165.3	39.5	33.7	20.6	16.1	31.8	316.0	86.0	89.8	73.6	70.0	101.9
Fiji	819	....	....	....	....	....	....	0.0	....	0.0	....	....	0.0
India	534	0.4	0.2	0.0	0.0	0.6	0.3	52.3	10.2	14.1	8.9	18.1	26.9
Indonesia	536	....	....	....	....	....	....	25.8	5.9	7.0	6.2	6.2	5.5
Lao People's Dem.Rep	544	....	....	....	....	....	....	0.0	0.0	0.0	0.0	0.0	0.0
Malaysia	548	3.1	0.1	0.0	0.1	0.2	0.0	12.3	3.0	3.8	3.3	2.4	3.5
Maldives	556	....	....	....	....	....	....	0.0	....	0.0	....	....	....
Mongolia	948	0.1	0.1	....	0.0	0.0	0.0	....	....	....	....	....	....
Myanmar	518	....	....	....	....	....	....	0.1	0.0	0.0	0.0	0.0	0.0
Nauru	836	....	....	....	....	....	....	....	....	....	0.0	....	....
Nepal	558	0.0	0.0	....	....	0.0	0.0	0.0	0.0	0.0	0.0	0.1	....
Philippines	566	0.1	0.0	0.0	0.0	0.0	0.0	1.8	0.6	0.3	0.3	0.4	0.3
Sri Lanka	524	....	....	....	0.0	....	....	1.9	0.3	0.4	0.5	0.3	0.5
Thailand	578	1.3	0.1	0.2	0.0	0.2	0.2	12.3	3.1	3.4	2.8	3.4	3.5



# Armenia, Republic of (911)

In Millions of U.S. Dollars

		Exports (FOB)						Imports (CIF)					
		2015	2015Q3	2015Q4	2016Q1	2016Q2	2016Q3	2015	2015Q3	2015Q4	2016Q1	2016Q2	2016Q3
Vietnam	582	0.1	0.0	0.1	....	0.0	0.0	14.8	4.4	4.2	2.9	5.7	7.6
<b>Europe</b>	170	<b>514.7</b>	<b>146.2</b>	<b>156.8</b>	<b>158.3</b>	<b>200.0</b>	<b>182.7</b>	<b>1,408.7</b>	<b>339.8</b>	<b>402.7</b>	<b>322.4</b>	<b>337.2</b>	<b>365.8</b>
<b>Emerg. &amp; Dev. Europe</b>	903	<b>135.0</b>	<b>25.8</b>	<b>42.8</b>	<b>48.0</b>	<b>51.8</b>	<b>45.5</b>	<b>231.8</b>	<b>62.9</b>	<b>64.4</b>	<b>43.9</b>	<b>64.8</b>	<b>70.9</b>
Albania	914	....	....	....	....	0.0	....	0.2	0.1	0.0	0.1	0.0	0.1
Bosnia and Herzegovina	963	....	....	....	....	....	....	0.1	0.0	0.0	0.0	0.0	0.0
Bulgaria	918	78.9	12.3	22.6	39.6	38.9	35.4	26.0	7.9	8.4	9.5	10.1	8.8
Croatia	960	0.1	....	0.0	0.0	0.0	0.0	2.1	0.2	0.4	0.2	0.8	0.2
Faroe Islands	816	....	....	....	....	....	....	....	....	....	0.0	0.0	0.0
Gibraltar	823	....	....	....	....	....	....	....	....	....	....	....	0.0
Hungary	944	0.8	0.2	0.6	0.3	0.1	0.2	12.3	3.6	3.3	1.8	3.0	2.3
Macedonia, FYR	962	....	....	....	....	....	....	0.4	0.1	0.1	0.1	0.1	0.1
Montenegro	943	....	....	....	....	....	....	0.0	....	....	....	....	....
Poland	964	14.6	3.8	4.0	3.9	5.9	3.9	34.0	8.4	9.7	6.0	7.8	10.9
Romania	968	38.4	9.3	15.2	4.1	6.7	5.9	17.6	6.1	2.3	1.6	5.5	6.1
Serbia, Republic of	942	0.7	0.0	0.0	0.0	0.0	0.0	2.1	0.8	0.6	0.4	0.5	0.7
Turkey	186	1.5	0.2	0.2	0.1	0.1	0.1	137.0	35.7	39.4	24.2	36.9	41.8
<b>CIS</b>	901	<b>379.7</b>	<b>120.3</b>	<b>114.0</b>	<b>110.4</b>	<b>148.2</b>	<b>137.2</b>	<b>1,176.9</b>	<b>276.9</b>	<b>338.3</b>	<b>278.5</b>	<b>272.4</b>	<b>294.8</b>
Azerbaijan, Rep. of	912	0.0	....	....	....	....	....	....	....	....	....	....	....
Belarus	913	5.5	1.3	1.4	1.2	3.1	4.1	33.8	5.5	14.7	4.6	4.8	6.1
Georgia	915	116.1	39.4	37.1	32.7	39.0	38.3	66.8	17.4	16.4	17.9	36.9	20.7
Kazakhstan	916	4.9	0.8	0.8	0.5	1.8	2.4	0.3	0.1	0.1	0.0	0.1	0.1
Kyrgyz Republic	917	0.3	0.0	0.2	0.1	0.0	0.1	0.1	....	0.0	....	0.0	....
Moldova	921	0.6	0.2	0.3	0.0	0.0	0.2	1.1	0.3	0.3	0.2	0.2	0.2
Russian Federation	922	225.9	71.8	67.4	71.9	99.7	88.8	948.0	221.9	272.2	234.0	199.5	240.8
Tajikistan	923	0.4	0.1	0.1	0.1	0.1	0.2	0.0	0.0	0.0	....	....	....
Turkmenistan	925	17.3	4.7	3.4	1.4	1.6	1.2	0.5	0.1	0.1	2.6	3.0	0.4
Ukraine	926	6.2	1.3	2.3	2.2	2.1	1.6	124.7	31.4	33.9	18.9	27.6	26.2
Uzbekistan	927	2.5	0.7	1.0	0.2	0.7	0.2	1.6	0.2	0.6	0.2	0.4	0.3
Europe n.s.	884	....	....	....	....	....	....	0.0	0.0	0.0	....	0.0	0.0
<b>Mid East, N Africa, Pak</b>	440	<b>251.6</b>	<b>65.0</b>	<b>75.4</b>	<b>69.5</b>	<b>64.7</b>	<b>84.2</b>	<b>265.9</b>	<b>69.0</b>	<b>74.3</b>	<b>51.9</b>	<b>56.9</b>	<b>63.2</b>
Afghanistan, I.R. of	512	0.2	....	....	....	....	....	0.0	....	0.0	0.1	0.0	....
Algeria	612	0.2	....	0.1	0.1	....	....	0.0	0.0	0.0	....	....	....
Bahrain, Kingdom of	419	0.0	....	0.0	....	0.0	....	0.1	0.0	....	....	....	0.0
Egypt	469	0.1	0.0	0.0	0.0	0.0	....	8.2	0.8	3.4	2.7	2.9	0.6
Iran, I.R. of	429	78.0	16.8	21.0	17.5	20.3	19.5	198.3	52.2	52.5	37.3	38.4	46.2
Iraq	433	130.7	34.8	42.1	39.6	27.1	34.6	1.7	0.6	0.3	....	0.1	0.0
Jordan	439	2.0	0.0	0.0	....	....	....	0.1	0.0	0.0	0.1	0.0	0.0
Kuwait	443	0.2	0.0	0.1	0.0	0.2	0.1	0.0	0.0	0.0	....	....	0.0
Lebanon	446	1.6	1.5	0.0	0.1	0.1	0.0	1.2	0.3	0.3	0.1	0.3	0.4
Libya	672	0.2	0.1	....	0.4	0.0	0.4	....	....	....	....	....	....
Mauritania	682	....	....	....	....	....	....	0.0	0.0	0.0	0.0	0.0	....
Morocco	686	....	....	....	....	....	....	2.8	0.9	0.6	0.5	0.5	0.6
Oman	449	0.0	0.0	0.0	0.1	0.2	0.0	0.7	0.3	0.1	....	0.1	0.0
Pakistan	564	0.1	0.0	0.0	0.0	....	0.0	4.3	0.8	0.7	1.1	1.1	0.7
Qatar	453	0.0	0.0	0.0	0.0	0.0	0.0	0.3	0.1	0.1	0.0	0.1	0.0
Saudi Arabia	456	1.7	0.3	0.7	0.8	0.6	0.5	3.4	0.9	0.7	0.6	0.5	1.0
Somalia	726	....	....	....	....	....	....	....	....	....	....	0.0	....
Sudan	732	....	....	....	....	....	0.2	0.0	....	0.0	....	0.0	0.0
Syrian Arab Republic	463	25.4	8.5	8.0	3.6	8.6	6.7	0.2	0.0	0.1	0.2	0.1	0.2
Tunisia	744	....	....	....	....	0.0	....	0.8	0.2	0.2	0.3	0.2	0.3
United Arab Emirates	466	11.1	2.8	3.4	7.2	7.6	22.1	43.6	11.9	15.2	9.0	12.6	13.0
Yemen, Republic of	474	0.0	0.0	0.0	0.1	0.0	0.1	0.0	0.0	0.0	....	0.0	....
<b>Sub-Saharan Africa</b>	603	<b>0.5</b>	<b>0.0</b>	<b>0.0</b>	<b>0.0</b>	<b>0.2</b>	<b>0.1</b>	<b>25.6</b>	<b>5.3</b>	<b>9.7</b>	<b>7.3</b>	<b>5.5</b>	<b>9.3</b>
Angola	614	....	....	....	....	....	....	0.0	....	0.0	....	....	....
Benin	638	....	....	....	0.0	0.0	....	....	....	....	....	....	....
Botswana	616	....	....	....	....	....	....	2.2	0.8	0.3	0.1	0.5	0.2
Burkina Faso	748	....	....	....	....	....	....	....	....	....	0.0	....	....
Cameroon	622	....	....	....	....	....	....	0.1	....	0.1	0.0	....	....
Central African Rep.	626	....	....	....	....	....	....	0.0	....	....	....	....	....
Comoros	632	....	....	....	....	....	....	0.0	....	....	....	0.0	0.0

# Armenia, Republic of (911)

In Millions of U.S. Dollars

		Exports (FOB)						Imports (CIF)					
		2015	2015Q3	2015Q4	2016Q1	2016Q2	2016Q3	2015	2015Q3	2015Q4	2016Q1	2016Q2	2016Q3
Congo, Dem. Rep. of	636	0.0	....	0.0	....	....	....	0.0	....	0.0	....	....	0.0
Congo, Republic of	634	....	....	....	....	0.1	....	0.0	0.0	....	....	....	....
Côte d'Ivoire	662	....	....	....	....	....	....	1.4	0.2	0.6	0.1	0.4	0.5
Eritrea	643	....	....	....	....	....	....	0.0	0.0	....	....	....	....
Ethiopia	644	....	....	....	....	....	....	0.3	0.0	0.1	0.1	0.1	0.1
Gabon	646	0.4	....	....	....	....	0.1	0.0	0.0	....	....	....	0.0
Ghana	652	....	....	....	....	....	....	1.0	0.1	0.4	0.1	0.3	0.3
Guinea	656	....	....	....	....	....	....	....	....	....	....	....	0.0
Kenya	664	0.0	0.0	0.0	....	....	....	0.0	0.0	0.0	0.0	0.0	0.0
Lesotho	666	....	....	....	....	....	....	0.0	....	0.0	....	....	....
Liberia	668	....	....	....	....	....	....	0.0	0.0	....	....	....	....
Madagascar	674	....	....	....	....	....	....	0.1	0.0	0.0	0.0	0.0	0.0
Malawi	676	....	....	....	....	....	....	2.5	0.0	2.5	1.5	0.0	1.2
Mali	678	....	....	....	....	....	....	0.0	0.0	0.0	0.0	0.0	....
Mauritius	684	....	....	....	....	....	....	0.1	0.0	0.0	0.1	0.0	0.0
Mozambique	688	....	....	....	....	....	....	0.0	....	....	....	....	....
Namibia	728	....	....	....	....	0.1	....	0.3	0.0	0.2	0.0	0.0	....
Niger	692	....	....	....	....	....	....	0.0	0.0	0.0	0.0	0.0	....
Nigeria	694	....	....	....	....	0.0	....	0.7	0.1	0.5	0.1	....	0.3
Rwanda	714	....	....	....	....	....	....	0.0	....	0.0	....	0.0	....
Senegal	722	....	....	....	....	....	....	0.0	0.0	0.0	0.0	0.0	....
Seychelles	718	....	....	....	....	....	....	....	....	....	....	0.0	....
Sierra Leone	724	....	....	....	....	....	....	0.0	0.0	0.0	....	0.2	0.4
South Africa	199	0.1	0.0	0.0	0.0	0.0	0.0	8.1	3.3	1.9	3.4	3.2	3.9
Swaziland	734	....	....	....	....	....	....	0.0	0.0	....	....	....	0.0
Tanzania	738	0.0	0.0	0.0	....	0.0	....	0.0	0.0	0.0	0.0	0.0	0.0
Togo	742	0.0	....	0.0	....	....	....	0.8	0.2	0.2	0.1	0.3	0.4
Uganda	746	....	....	....	....	....	....	0.1	0.1	0.0	0.0	0.0	0.0
Zambia	754	....	....	....	....	....	....	0.0	0.0	....	....	0.0	....
Zimbabwe	698	....	....	....	....	....	....	7.8	0.4	3.0	1.7	0.5	1.8
<b>Western Hemisphere</b>	<b>205</b>	<b>6.5</b>	<b>1.5</b>	<b>1.5</b>	<b>1.0</b>	<b>0.7</b>	<b>0.3</b>	<b>96.6</b>	<b>25.7</b>	<b>26.0</b>	<b>20.0</b>	<b>27.7</b>	<b>21.4</b>
Argentina	213	0.0	0.0	0.0	....	0.0	0.0	14.3	3.0	5.7	1.3	1.6	5.0
Bahamas, The	313	....	....	....	....	....	....	0.0	0.0	0.0	0.0	0.0	0.0
Barbados	316	....	....	....	....	....	....	0.0	0.0	....	....	....	....
Belize	339	6.5	1.5	1.5	1.0	0.7	0.3	....	....	....	....	....	....
Bolivia	218	....	....	....	....	....	....	0.5	....	0.5	0.0	0.0	0.0
Brazil	223	0.0	0.0	....	....	0.0	0.0	61.4	18.3	14.7	14.3	21.1	11.2
Chile	228	....	....	....	....	....	....	2.5	0.5	0.6	0.3	0.1	0.3
Colombia	233	0.0	....	....	....	....	....	0.4	0.1	0.1	0.1	0.0	0.0
Costa Rica	238	....	....	....	....	....	....	0.8	0.1	0.4	0.1	0.1	0.0
Dominican Republic	243	....	....	....	....	....	....	0.2	0.1	0.0	0.0	0.0	0.0
Ecuador	248	0.0	....	0.0	....	....	0.0	8.3	1.5	2.3	2.2	2.2	1.3
El Salvador	253	....	....	....	....	....	....	0.2	....	0.1	....	0.0	0.1
Greenland	326	....	....	....	....	....	....	....	....	....	....	0.0	0.0
Grenada	328	....	....	....	....	....	....	0.0	....	0.0	0.0	0.0	....
Guatemala	258	....	....	....	....	....	....	0.1	0.0	0.1	0.0	0.0	0.0
Guyana	336	....	....	....	....	....	....	0.0	0.0	0.0	0.0	....	....
Haiti	263	....	....	....	....	....	....	0.0	0.0	0.0	0.0	0.0	0.0
Honduras	268	....	....	....	....	....	....	0.2	0.1	0.0	0.1	0.1	0.0
Jamaica	343	....	....	....	....	....	....	0.0	0.0	0.0	0.0	0.0	0.0
Mexico	273	0.0	0.0	0.0	0.0	0.1	0.0	6.8	1.8	1.3	1.3	2.4	3.2
Nicaragua	278	....	....	....	....	....	....	0.0	0.0	0.0	0.0	0.0	0.0
Panama	283	0.0	....	0.0	....	....	....	0.1	0.0	....	0.0	0.0	....
Paraguay	288	....	....	....	....	....	....	0.6	....	0.2	0.1	....	0.1
Peru	293	....	....	....	....	....	....	0.2	0.1	0.1	0.1	0.0	0.0
St. Kitts and Nevis	361	....	....	....	....	....	....	0.1	0.0	0.0	0.0	0.0	0.0
St. Lucia	362	....	....	....	....	....	....	....	....	....	....	....	0.0
Suriname	366	....	....	....	....	....	....	....	....	....	....	....	0.0
Trinidad and Tobago	369	....	....	....	....	....	....	0.0	....	0.0	....	....	0.0
Uruguay	298	0.0	....	....	....	....	....	0.0	0.0	0.0	....	0.0	0.0

# Armenia, Republic of (911)

In Millions of U.S. Dollars

		Exports (FOB)						Imports (CIF)					
		2015	2015Q3	2015Q4	2016Q1	2016Q2	2016Q3	2015	2015Q3	2015Q4	2016Q1	2016Q2	2016Q3
Venezuela, Rep. Bol.	299	....	....	....	....	....	....	0.0	0.0	0.0	....	0.0	....
Western Hem. n.s.	399	....	....	....	....	....	....	0.0	....	0.0	....	....	....
<b>Other Countries n.i.e</b>	<b>910</b>	<b>0.0</b>	<b>0.0</b>	<b>....</b>	<b>....</b>	<b>....</b>	<b>....</b>	<b>0.2</b>	<b>0.0</b>	<b>0.0</b>	<b>0.0</b>	<b>0.1</b>	<b>0.0</b>
Cuba	928	0.0	0.0	....	....	....	....	0.1	0.0	0.0	0.0	0.0	0.0
Korea, Dem. People's Rep.	954	....	....	....	....	....	....	0.1	0.0	0.0	0.0	0.0	0.0
<b>Countries &amp; Areas n.s.</b>	<b>898</b>	<b>11.5</b>	<b>2.5</b>	<b>3.5</b>	<b>3.7</b>	<b>2.8</b>	<b>3.9</b>	<b>17.6</b>	<b>3.5</b>	<b>4.3</b>	<b>3.1</b>	<b>6.0</b>	<b>4.7</b>
<b>Memorandum Items</b>													
Africa	605	0.7	0.0	0.1	0.1	0.2	0.2	29.2	6.4	10.6	8.1	6.1	10.1
Middle East	405	251.1	65.0	75.3	69.3	64.7	84.0	258.0	67.1	72.8	49.9	55.1	61.7
European Union	998	440.9	106.0	110.3	107.5	123.6	115.7	779.9	192.4	229.3	143.3	200.1	183.2
Export earnings: fuel	080	470.7	132.3	139.0	139.5	159.3	169.8	1,207.0	289.8	344.6	285.9	256.7	303.2
Export earnings: nonfuel	092	1,016.2	251.6	252.3	240.7	278.8	304.7	2,047.0	507.4	584.5	396.4	519.0	530.7

# Aruba (314)

In Millions of U.S. Dollars

		Exports (FOB)						Imports (CIF)					
		2015	2015Q3	2015Q4	2016Q1	2016Q2	2016Q3	2015	2015Q3	2015Q4	2016Q1	2016Q2	2016Q3
IFS World		80.6	20.9	....	....	....	....	1,167.2	295.6	....	....	....	....
World	001	80.5	20.8	20.6	19.1	25.5	22.6	1,167.2	295.6	311.5	325.2	245.7	263.9
Advanced Economies	110	23.1	6.5	5.7	7.8	14.4	8.9	931.5	233.7	248.3	261.4	197.5	212.1
Euro Area	163	10.7	2.7	2.6	2.3	5.4	3.6	175.6	47.2	41.7	44.0	33.3	35.7
Austria	122	0.1	....	0.1	....	0.1	....	0.2	0.1	0.0	0.0 r	0.0 r	0.0 r
Belgium	124	0.0	0.0	0.0	0.0	0.1	0.1	2.8	0.9	0.2	0.2 r	0.1 r	0.1 r
Cyprus	423	....	....	....	....	0.0	....	0.1	0.0	0.0	0.0 r	0.0 r	0.0 r
Estonia	939	....	....	....	....	....	....	0.1	0.0	0.0	0.1 r	0.1 r	0.1 r
Finland	172	....	....	....	....	0.0	....	0.1	0.0	0.0	0.0 r	0.0 r	0.0 r
France	132	0.2	0.2	0.0	0.2	0.2	0.2	8.7	1.8	2.2	2.3 r	1.7 r	1.8 r
Germany	134	0.1	0.1	0.0	0.0	0.0	0.0	7.0	1.3	2.0	2.6 r	2.0 r	2.1 r
Greece	174	0.0	....	0.0	....	0.0	....	0.2	0.1	0.0	....	....	....
Ireland	178	....	....	....	....	....	....	0.5	0.1	0.1	0.2 r	0.2 r	0.2 r
Italy	136	0.1	0.0	0.0	0.0	0.0	0.0	7.3	1.8	1.9	2.9 r	2.2 r	2.3 r
Latvia	941	....	....	....	....	....	....	0.0	....	....	....	....	....
Luxembourg	137	....	....	....	....	....	....	0.0	0.0	....	....	....	....
Netherlands	138	8.1	2.4	2.2	2.1	4.8	3.3	131.2	37.8	32.2	32.8 r	24.8 r	26.6 r
Portugal	182	0.0	0.0	0.0	....	0.0	....	1.6	0.1	1.2	1.0 r	0.8 r	0.8 r
Slovenia	961	....	....	....	....	....	....	0.0	0.0	....	....	....	....
Spain	184	1.9	0.0	0.3	....	0.1	0.0	15.9	3.2	2.0	1.9 r	1.4 r	1.5 r
Australia	193	....	....	....	0.0	....	....	0.3	0.1	0.0	0.0 r	0.0 r	0.0 r
Canada	156	0.1	0.0	0.0	0.0	0.0	0.0	6.6	3.4	0.9	1.0 r	0.7 r	0.8 r
China,P.R.: Hong Kong	532	0.0	0.0	0.0	0.4	0.2	0.1	7.5	1.1	2.2	1.9 r	1.4 r	1.5 r
China,P.R.: Macao	546	....	....	....	....	....	....	0.1	0.0	0.0	0.0 r	0.0 r	0.0 r
Denmark	128	....	....	....	0.0	....	....	0.5	0.2	0.2	0.2 r	0.2 r	0.2 r
Iceland	176	....	....	....	0.0	....	....	0.0	....	....	....	....	....
Israel	436	....	....	....	0.1	....	....	0.1	0.0	0.0	0.0 r	0.0 r	0.0 r
Japan	158	....	....	....	....	....	....	10.1	3.0	3.0	3.5 r	2.7 r	2.9 r
Korea, Republic of	542	....	....	....	0.0	0.0	0.0	19.9	5.4	6.7	8.7 r	6.6 r	7.1 r
New Zealand	196	....	....	....	....	....	....	0.9	0.2	0.2	0.3 r	0.2 r	0.2 r
Norway	142	....	....	....	....	0.0	....	0.0	0.0	....	....	....	....
Singapore	576	....	....	....	0.1	....	0.0	0.3	0.1	0.1	0.2 r	0.1 r	0.1 r
Sweden	144	....	....	....	....	0.0	0.0	1.6	0.8	0.2	0.2 r	0.1 r	0.1 r
Switzerland	146	0.3	....	0.2	0.2	....	0.0	14.9	2.9	4.3	5.8 r	4.4 r	4.7 r
Taiwan Prov. of China	528	0.5	0.1	0.0	0.6	1.6	1.2	0.3	0.0	0.1	0.0 r	0.0 r	0.0 r
United Kingdom	112	0.1	0.0	0.0	0.0	0.0	0.0	46.0	14.3	8.0	9.7 r	7.4 r	7.9 r
United States	111	11.5	3.6	2.9	4.0	7.1	3.9	646.7	155.1	180.7	185.7 r	140.3 r	150.7 r
Emerg. & Dev. Economies	200	55.9	14.4	14.2	11.1	11.1	13.5	235.4	61.6	63.2	63.7	48.1	51.7
Emerg. & Dev. Asia	505	0.8	0.4	0.2	0.4	0.2	0.3	42.5	11.7	14.0	12.8	9.6	10.3
Bangladesh	513	0.0	0.0	0.0	0.0	0.0	....	....	....	....	....	....	....
China,P.R.: Mainland	924	0.7	0.4	0.1	0.3	0.2	0.3	26.1	7.4	8.7	9.7 r	7.4 r	7.9 r
F.T. French Polynesia	887	....	....	....	....	....	....	0.0	....	....	....	....	....
India	534	0.1	0.0	0.0	0.0	0.0	0.1	5.3	1.2	2.1	1.3 r	1.0 r	1.1 r
Indonesia	536	....	....	....	....	....	....	2.8	1.1	0.9	0.3 r	0.3 r	0.3 r
Lao People's Dem.Rep	544	....	....	....	....	....	....	0.0	....	....	....	....	....
Malaysia	548	....	....	....	....	....	....	0.6	0.1	0.0	0.0 r	0.0 r	0.0 r
Philippines	566	0.0	....	....	....	....	0.0	0.5	0.0	0.2	0.2 r	0.1 r	0.2 r
Thailand	578	....	....	....	....	....	....	4.6	1.4	1.3	1.1 r	0.9 r	0.9 r
Tonga	866	....	....	....	....	....	....	0.0	....	....	....	....	....
Vanuatu	846	....	....	....	....	....	....	0.3	0.0	0.0	0.0 r	0.0 r	0.0 r
Vietnam	582	....	....	....	....	....	....	2.2	0.6	0.7	....	....	....
Asia n.s.	598	....	....	....	....	....	....	0.0	0.0	....	....	....	....
Europe	170	0.0	0.0	0.0	....	....	....	1.3	0.2	0.6	0.7	0.5	0.5
Emerg. & Dev. Europe	903	0.0	0.0	....	....	....	....	1.2	0.2	0.6	0.7	0.5	0.5
Albania	914	....	....	....	....	....	....	0.0	0.0	0.0	....	....	....
Bulgaria	918	....	....	....	....	....	....	0.1	0.0	0.1	0.3 r	0.2 r	0.3 r
Hungary	944	0.0	0.0	....	....	....	....	0.2	0.0	0.1	0.3 r	0.2 r	0.3 r
Montenegro	943	0.0	0.0	....	....	....	....	0.0	0.0	0.0	....	....	....
Poland	964	....	....	....	....	....	....	0.1	0.0	0.0	0.0 r	0.0 r	0.0 r
Romania	968	....	....	....	....	....	....	0.0	....	0.0	0.0 r	0.0 r	0.0 r

# Aruba (314)

In Millions of U.S. Dollars

		Exports (FOB)						Imports (CIF)					
		2015	2015Q3	2015Q4	2016Q1	2016Q2	2016Q3	2015	2015Q3	2015Q4	2016Q1	2016Q2	2016Q3
Turkey	186	....	....	....	....	....	....	0.8	0.1	0.3	....	....	....
<b>CIS</b>	901	<b>0.0</b>	<b>....</b>	<b>0.0</b>	<b>....</b>	<b>....</b>	<b>....</b>	<b>0.0</b>	<b>....</b>	<b>0.0</b>	<b>....</b>	<b>....</b>	<b>....</b>
Ukraine	926	0.0	....	0.0	....	....	....	0.0	....	0.0	....	....	....
Europe n.s.	884	....	....	....	....	....	....	0.0	0.0	....	....	....	....
<b>Mid East, N Africa, Pak</b>	440	<b>0.5</b>	<b>....</b>	<b>0.5</b>	<b>0.0</b>	<b>0.0</b>	<b>0.0</b>	<b>1.5</b>	<b>0.3</b>	<b>0.5</b>	<b>0.1</b>	<b>0.0</b>	<b>0.0</b>
Afghanistan, I.R. of	512	....	....	....	....	....	....	0.0	....	0.0	....	....	....
Algeria	612	....	....	....	....	....	....	0.0	0.0	0.0	....	....	....
Egypt	469	....	....	....	....	....	....	0.0	0.0	0.0	....	....	....
Lebanon	446	....	....	....	....	0.0	....	0.1	0.0	0.0	....	....	....
Oman	449	....	....	....	....	....	....	0.4	0.1	0.2	....	....	....
Pakistan	564	....	....	....	....	....	....	0.1	0.0	0.0	0.0 r	0.0 r	0.0 r
Qatar	453	....	....	....	0.0	....	....	0.0	....	0.0	....	....	....
Saudi Arabia	456	0.0	....	....	....	....	....	0.0	0.0	0.0	0.0 r	0.0 r	0.0 r
Sudan	732	....	....	....	....	....	....	0.0	....	0.0	0.0 r	0.0 r	0.0 r
United Arab Emirates	466	0.5	....	0.5	....	0.0	0.0	0.8	0.2	0.2	0.1 r	0.0 r	0.0 r
<b>Sub-Saharan Africa</b>	603	<b>0.0</b>	<b>....</b>	<b>....</b>	<b>0.0</b>	<b>0.0</b>	<b>0.0</b>	<b>1.0</b>	<b>0.3</b>	<b>0.2</b>	<b>0.0</b>	<b>0.0</b>	<b>0.0</b>
Angola	614	....	....	....	....	....	....	0.0	....	0.0	....	....	....
Burkina Faso	748	....	....	....	....	....	....	0.0	....	0.0	0.0 r	0.0 r	0.0 r
Cabo Verde	624	....	....	....	....	....	....	0.0	....	0.0	....	....	....
Ghana	652	....	....	....	....	....	0.0	....	....	....	....	....	....
Malawi	676	....	....	....	....	....	....	0.0	....	....	....	....	....
Mali	678	....	....	....	....	....	....	0.0	....	....	....	....	....
Mauritius	684	....	....	....	....	....	....	0.1	....	....	....	....	....
Senegal	722	....	....	....	....	....	....	0.0	....	....	....	....	....
South Africa	199	0.0	....	....	0.0	0.0	0.0	0.8	0.3	0.2	0.0 r	0.0 r	0.0 r
Swaziland	734	....	....	....	....	....	....	0.1	....	....	....	....	....
Uganda	746	....	....	....	....	....	....	0.0	0.0	....	....	....	....
<b>Western Hemisphere</b>	205	<b>54.5</b>	<b>13.9</b>	<b>13.6</b>	<b>10.7</b>	<b>10.8</b>	<b>13.1</b>	<b>189.2</b>	<b>49.0</b>	<b>47.9</b>	<b>50.2</b>	<b>38.0</b>	<b>40.8</b>
Antigua and Barbuda	311	0.0	0.0	....	....	....	0.0	0.0	....	0.0	0.1 r	0.0 r	0.0 r
Argentina	213	0.0	....	....	....	....	....	1.6	0.4	0.6	0.8 r	0.6 r	0.7 r
Bahamas, The	313	0.0	0.0	....	....	0.0	....	2.6	....	0.6	0.0 r	0.0 r	0.0 r
Barbados	316	0.0	....	....	....	0.0	....	2.0	0.4	0.5	1.0 r	0.8 r	0.8 r
Belize	339	....	....	....	....	....	....	0.0	....	....	....	....	....
Bermuda	319	....	....	....	....	....	....	0.2	0.0	0.1	0.1 r	0.1 r	0.1 r
Bolivia	218	....	....	....	....	0.0	....	0.0	....	....	....	....	....
Brazil	223	....	....	....	0.0	0.0	....	19.6	5.5	5.1	7.2 r	5.4 r	5.8 r
Chile	228	0.0	....	....	0.1	....	....	2.9	1.2	0.7	0.1 r	0.1 r	0.1 r
Colombia	233	22.7	7.0	6.1	4.7	4.7	4.0	25.2	6.6	5.6	4.6 r	3.5 r	3.8 r
Costa Rica	238	0.1	0.0	0.0	0.0	0.0	0.0	6.3	1.5	1.7	1.5 r	1.1 r	1.2 r
Dominica	321	0.0	0.0	....	0.0	0.0	....	0.0	....	0.0	0.0 r	0.0 r	0.0 r
Dominican Republic	243	0.7	0.3	0.4	0.0	0.2	0.3	7.4	1.7	1.4	1.3 r	1.0 r	1.1 r
Ecuador	248	....	....	....	....	....	0.0	0.2	0.0	0.0	0.1 r	0.1 r	0.1 r
El Salvador	253	....	....	....	....	....	....	0.1	0.0	0.0	0.0 r	0.0 r	0.0 r
Grenada	328	0.0	....	0.0	0.0	0.0	0.0	0.0	....	0.0	0.0 r	0.0 r	0.0 r
Guatemala	258	....	....	....	....	....	0.0	0.8	0.2	0.1	0.1 r	0.1 r	0.1 r
Guyana	336	0.0	0.0	0.0	....	....	....	0.0	0.0	0.0	0.0 r	0.0 r	0.0 r
Haiti	263	0.0	0.0	0.0	0.0	0.0	0.1	0.0	0.0	0.0	0.0 r	0.0 r	0.0 r
Honduras	268	0.0	....	0.0	0.0	0.0	....	0.9	0.2	0.2	0.2 r	0.1 r	0.1 r
Jamaica	343	0.0	0.0	0.0	0.0	0.0	0.0	4.0	2.5	0.5	0.6 r	0.4 r	0.5 r
Mexico	273	5.2	1.2	1.1	0.5	0.6	0.0	12.2	3.9	2.9	3.1 r	2.3 r	2.5 r
Netherlands Antilles	353	14.6	3.8	2.9	2.5	2.1	2.4	21.5	5.8	5.8	7.0 r	5.3 r	5.7 r
Nicaragua	278	....	....	....	....	....	0.0	0.2	0.1	0.0	....	....	....
Panama	283	3.3	0.3	1.0	1.0	0.9	0.8	45.8	10.6	11.7	11.4 r	8.6 r	9.3 r
Paraguay	288	0.1	....	....	0.0	....	....	5.2	0.5	0.6	0.8 r	0.6 r	0.7 r
Peru	293	0.0	....	0.0	....	0.0	0.0	3.7	0.9	0.9	1.3 r	1.0 r	1.0 r
St. Kitts and Nevis	361	0.0	0.0	....	....	0.1	....	0.0	....	0.0	....	....	....
St. Lucia	362	0.0	0.0	0.0	0.0	0.0	0.0	0.0	0.0	0.0	....	....	....
St. Vincent & Grens.	364	0.0	0.0	0.0	....	0.0	0.0	....	....	....	....	....	....
Suriname	366	2.3	0.5	0.5	0.7	0.1	0.3	1.8	0.5	0.5	0.8 r	0.6 r	0.7 r
Trinidad and Tobago	369	0.1	0.0	0.0	0.0	0.0	0.0	7.8	1.6	2.8	3.0 r	2.2 r	2.4 r

# Aruba (314)

In Millions of U.S. Dollars

		Exports (FOB)						Imports (CIF)					
		2015	2015Q3	2015Q4	2016Q1	2016Q2	2016Q3	2015	2015Q3	2015Q4	2016Q1	2016Q2	2016Q3
Uruguay	298	0.2	....	....	0.3	0.3	0.3	0.8	0.3	0.1	0.1 r	0.1 r	0.1 r
Venezuela, Rep. Bol.	299	5.1	0.8	1.4	0.9	1.9	4.9	16.1	4.4	5.3	5.1 r	3.8 r	4.1 r
Western Hem. n.s.	399	0.0	0.0	0.0	0.0	0.0	0.0	0.0	....	0.0	0.0 r	0.0 r	0.0 r
<b>Other Countries n.i.e</b>	<b>910</b>	<b>0.5</b>	<b>0.0</b>	<b>....</b>	<b>....</b>	<b>0.0</b>	<b>0.2</b>	<b>0.0</b>	<b>0.0</b>	<b>0.0</b>	<b>....</b>	<b>....</b>	<b>....</b>
Cuba	928	0.5	0.0	....	....	0.0	0.2	0.0	0.0	0.0	....	....	....
<b>Countries &amp; Areas n.s.</b>	<b>898</b>	<b>1.1</b>	<b>0.0</b>	<b>0.6</b>	<b>0.2</b>	<b>0.0</b>	<b>0.0</b>	<b>0.3</b>	<b>0.2</b>	<b>0.0</b>	<b>0.1 r</b>	<b>0.1 r</b>	<b>0.1 r</b>
<b>Memorandum Items</b>													
Africa	605	0.0	....	....	0.0	0.0	0.0	1.0	0.3	0.2	0.0	0.0	0.0
Middle East	405	0.5	....	0.5	0.0	0.0	0.0	1.4	0.3	0.5	0.1	0.0	0.0
European Union	998	10.7	2.8	2.6	2.4	5.4	3.6	224.0	62.5	50.3	54.8	41.4	44.5
Export earnings: fuel	080	28.4	7.9	8.0	5.6	6.6	9.0	50.8	13.0	14.3	12.8	9.7	10.4
Export earnings: nonfuel	092	52.1	13.0	12.6	13.5	18.8	13.7	1,116.4	282.7	297.2	312.4	236.0	253.5

# Australia (193)

In Millions of U.S. Dollars

		Exports (FOB)						Imports (FOB)					
		2015	2015Q3	2015Q4	2016Q1	2016Q2	2016Q3	2015	2015Q3	2015Q4	2016Q1	2016Q2	2016Q3
IFS World		187,712.2	47,038.5	44,443.6	40,467.3	45,249.7	48,183.1	200,404.8	50,747.2	50,151.6	44,001.2	46,507.6	49,349.9
World	001	188,468.2	47,179.6	44,958.9	41,066.5	45,204.1	49,402.5	200,893.5	50,636.2	50,836.6	44,182.6	46,477.9	50,479.9
Advanced Economies	110	83,435.0	20,614.1	19,887.5	18,837.0	19,746.9	25,822.1	103,918.5	26,569.9	25,303.6	22,754.0	25,030.3	26,681.6
Euro Area	163	6,081.0	1,473.0	1,585.9	1,431.8	1,408.0	7,036.0	25,097.1	6,580.9	6,392.7	6,080.6	6,679.2	7,251.0
Austria	122	65.7	21.6	17.8	8.0	7.8	291.2	844.2	211.0	203.8	226.2	230.3	297.0 r
Belgium	124	909.6	166.2	232.4	150.6	195.6	335.8	1,242.6	313.4	308.3	297.5	296.0	332.4 r
Cyprus	423	1.4	0.4	0.3	1.0	0.9	5.3	16.8	3.7	3.8	5.6	4.3	4.0 r
Estonia	939	5.0	2.0	1.7	3.3	1.7	12.6	45.4	12.9	12.1	13.2	14.6	11.8 r
Finland	172	26.7	5.6	7.4	5.2	6.2	139.1	543.9	120.3	149.7	144.7	140.7	141.0 r
France	132	855.5	177.5	234.2	249.6	191.3	892.9	3,273.0	851.2	897.8	865.9	793.0	888.6 r
Germany	134	1,407.2	365.6	431.8	399.0	405.6	2,543.3	9,264.2	2,423.6	2,384.4	2,273.1	2,551.4	2,625.6 r
Greece	174	10.1	4.0	1.8	2.5	2.6	42.2	151.0	36.1	37.4	36.6	36.5	44.8 r
Ireland	178	48.2	14.8	8.4	15.6	13.1	630.7	1,561.4	489.1	292.6	323.5	610.2	625.8 r
Italy	136	543.9	138.7	111.2	147.7	116.8	1,126.5	4,353.3	1,119.6	1,116.3	1,029.4	1,066.7	1,170.3 r
Latvia	941	4.6	0.9	1.0	0.9	1.3	3.6	16.0	5.7	3.1	3.3	3.0	2.7 r
Lithuania	946	6.9	1.8	1.5	1.3	1.2	8.8	33.8	7.8	8.6	7.8	8.6	7.8 r
Luxembourg	137	9.1	2.7	1.3	0.1	0.2	3.6	18.4	4.9	5.5	4.9	2.7	4.0 r
Malta	181	2.6	0.3	0.6	0.8	0.7	5.6	17.2	3.6	4.0	3.4	4.2	4.0 r
Netherlands	138	1,714.1	432.9	425.9	365.6	360.0	477.9	1,596.3	426.3	400.3	378.2	385.4	480.7 r
Portugal	182	12.9	2.7	2.3	2.6	3.2	42.0	142.6	40.9	32.5	37.5	36.0	46.9 r
Slovak Republic	936	3.5	0.5	1.7	6.8	6.4	65.2	341.7	93.6	108.2	51.7	57.2	54.4 r
Slovenia	961	26.5	9.3	13.0	4.6	8.2	29.8	97.3	25.7	24.6	21.2	23.6	36.2 r
Spain	184	427.3	125.4	91.7	66.6	85.2	379.7	1,538.2	391.3	399.7	356.9	414.8	472.9 r
Canada	156	1,158.9	282.0	313.8	326.6	303.8	401.9	1,674.5	406.1	375.7	239.2	410.9	435.6 r
China,P.R.: Hong Kong	532	2,403.0	590.3	633.5	608.2	709.7	240.0	918.1	219.0	237.4	154.9	165.2	254.3 r
China,P.R.: Macao	546	43.8	10.2	10.5	6.9	23.6	5.4	14.9	2.9	3.7	2.4	1.8	5.0 r
Czech Republic	935	104.5	17.0	34.1	30.9	22.0	146.0	628.1	162.9	183.1	129.7	133.6	140.7 r
Denmark	128	89.8	23.4	22.2	21.3	22.5	209.5	844.4	220.1	214.4	187.3	270.4	209.6 r
Iceland	176	1.5	0.3	0.5	33.2	44.8	3.9	16.9	2.9	3.2	3.4	1.7	2.2 r
Israel	436	226.8	68.5	51.7	54.5	46.3	159.3	598.5	144.9	142.2	162.2	132.5	160.4 r
Japan	158	29,976.3	7,201.5	7,045.6	5,945.9	5,558.8	4,205.3	14,812.9	3,976.3	3,328.7	2,965.3	3,698.9	4,506.2 r
Korea, Republic of	542	13,369.3	3,362.0	3,252.2	3,108.6	2,799.0	1,903.4	10,992.6	2,845.7	2,233.6	2,344.4	1,921.8	2,075.5 r
New Zealand	196	6,246.5	1,636.6	1,621.1	1,478.0	1,511.9	1,484.4	5,713.1	1,463.6	1,471.9	1,272.1	1,382.2	1,551.4 r
Norway	142	40.4	8.8	11.0	11.0	10.7	51.6	272.8	68.0	74.0	62.0	54.5	55.2 r
Singapore	576	5,161.5	1,078.8	972.6	970.5	985.8	1,316.9	6,990.9	1,448.2	1,745.6	1,164.0	1,240.0	1,309.5 r
Sweden	144	205.3	80.5	25.3	28.7	57.9	405.4	1,456.5	375.3	353.3	383.5	422.8	400.2 r
Switzerland	146	519.3	138.2	159.8	179.9	231.8	582.2	2,422.5	589.8	617.8	532.8	658.4	585.6 r
Taiwan Prov.of China	528	4,776.5	1,170.9	1,034.3	1,060.3	1,271.8	821.2	3,559.1	899.3	831.2	723.8	806.1	793.3 r
United Kingdom	112	2,788.4	812.4	653.0	1,311.0	2,460.1	1,282.4	5,327.3	1,362.7	1,481.3	1,349.0	1,324.7	1,274.1 r
United States	111	10,242.1	2,659.7	2,460.5	2,229.8	2,278.7	5,567.1	22,578.4	5,801.4	5,613.7	4,997.4	5,725.6	5,671.8 r
<b>Emerg. &amp; Dev. Economies</b>	<b>200</b>	<b>99,280.7</b>	<b>25,061.8</b>	<b>23,784.1</b>	<b>20,986.7</b>	<b>24,050.7</b>	<b>22,920.7</b>	<b>90,944.7</b>	<b>22,232.5</b>	<b>24,306.0</b>	<b>20,771.0</b>	<b>20,995.3</b>	<b>23,199.0</b>
<b>Emerg. &amp; Dev. Asia</b>	<b>505</b>	<b>86,233.9</b>	<b>21,893.4</b>	<b>20,676.3</b>	<b>18,319.8</b>	<b>21,287.8</b>	<b>20,129.1</b>	<b>79,439.8</b>	<b>19,728.6</b>	<b>21,411.5</b>	<b>18,010.4</b>	<b>18,316.9</b>	<b>20,428.5</b>
American Samoa	859	7.5	3.0	1.5	2.4	1.2	2.5	10.6	2.6	2.7	3.0	1.8	2.8 r
Bangladesh	513	520.7	110.0	108.2	138.7	175.7	170.1	636.2	172.1	156.2	203.1	146.1	171.8 r
Bhutan	514	0.1	0.0	0.0	0.0	0.1	0.3	0.3	0.1	0.1	0.1	0.2	0.3 r
Brunei Darussalam	516	35.3	8.1	9.4	7.8	7.8	78.0	297.9	54.7	73.5	12.2	68.1	44.6 r
Cambodia	522	34.4	8.6	10.7	8.8	9.4	58.8	121.4	34.7	29.9	28.3	28.2	45.7 r
China,P.R.: Mainland	924	60,774.3	15,733.8	14,511.0	12,774.6	15,522.7	11,587.5	46,254.8	11,663.3	12,563.4	10,209.3	10,143.3	11,919.6 r
Fiji	819	274.3	82.1	72.8	68.1	81.8	37.8	139.8	33.8	35.0	33.1	35.1	38.6 r
F.T. French Polynesia	887	36.7	8.9	9.7	8.1	9.1	0.3	2.1	0.6	0.3	0.3	0.3	0.3 r
F.T. New Caledonia	839	270.2	59.1	63.3	65.2	59.3	4.9	111.9	16.5	17.4	11.2	3.2	4.7 r
Guam	829	9.3	1.9	1.9	1.7	1.7	0.2	2.5	0.1	0.0	.....	0.0	0.3 r
India	534	7,954.1	2,058.4	2,084.7	1,457.4	1,577.8	781.5	3,581.2	950.7	878.1	768.2	869.1	809.0 r
Indonesia	536	3,722.4	783.8	946.8	878.2	1,007.5	1,050.7	4,242.5	1,117.7	1,220.4	861.0	915.9	1,048.3 r
Kiribati	826	20.2	6.3	5.2	5.5	4.1	0.0	0.2	0.1	0.2	0.0	.....	0.0 r
Lao People's Dem.Rep	544	19.8	4.0	5.6	4.5	3.9	3.5	2.9	0.4	0.4	1.3	1.9	3.1 r
Malaysia	548	3,421.1	889.7	761.6	729.0	801.5	1,631.6	7,428.4	1,577.1	2,128.1	1,645.3	1,729.6	1,705.3 r
Maldives	556	26.8	6.7	6.9	6.4	7.1	0.1	0.5	0.0	0.3	0.2	0.0	0.1 r
Mongolia	948	6.6	1.9	1.3	1.6	3.5	0.2	6.9	5.6	1.3	0.5	0.4	0.2 r
Myanmar	518	108.0	25.1	30.5	32.5	33.1	7.6	36.7	4.6	5.6	5.4	5.0	7.9 r



# Australia (193)

In Millions of U.S. Dollars

		Exports (FOB)						Imports (FOB)					
		2015	2015Q3	2015Q4	2016Q1	2016Q2	2016Q3	2015	2015Q3	2015Q4	2016Q1	2016Q2	2016Q3
Nauru	836	49.9	17.7	15.7	13.8	12.4	0.0	10.9	8.9	0.1	3.4	0.0	0.0 r
Nepal	558	28.4	4.0	12.0	7.0	7.5	1.5	5.3	1.3	1.4	1.6	1.7	1.4 r
Palau	565	2.5	0.6	1.2	0.6	0.5	....	0.0	....	0.0	....	0.0	....
Papua New Guinea	853	1,280.0	273.6	315.8	291.2	312.7	673.8	2,244.8	525.4	551.1	639.2	690.1	742.5 r
Philippines	566	1,171.9	296.5	284.4	357.8	293.0	138.8	557.2	144.7	149.0	122.8	136.0	134.4 r
Samoa	862	24.4	6.4	6.3	5.4	5.9	6.4	25.1	7.3	6.2	3.9	6.7	5.5 r
Solomon Islands	813	117.2	30.1	25.9	24.1	19.8	1.9	6.9	1.4	1.8	....	....	0.9 r
Sri Lanka	524	240.8	46.5	57.2	38.5	41.0	41.9	159.3	42.9	42.2	40.0	39.5	42.1 r
Thailand	578	3,274.5	724.0	706.4	650.5	549.1	2,946.1	10,172.3	2,513.6	2,795.4	2,609.3	2,678.7	2,776.0 r
Timor-Leste	537	20.7	5.0	4.3	3.9	9.8	0.6	1.0	0.1	0.6	0.3	0.1	0.6 r
Tonga	866	9.7	2.0	3.0	3.8	4.5	0.3	1.1	0.3	0.1	0.4	0.1	0.3 r
Tuvalu	869	5.1	0.5	1.4	0.6	0.7	0.0	0.4	0.1	0.2	0.1	0.0	0.0 r
Vanuatu	846	63.3	15.1	17.5	15.7	19.0	0.3	1.9	0.6	0.4	0.3	0.4	0.3 r
Vietnam	582	2,618.7	659.8	572.9	696.5	684.1	901.7	3,373.5	847.1	748.9	805.4	813.7	921.2 r
Asia n.s.	598	84.6	20.0	21.3	19.6	20.5	0.3	3.2	0.2	1.4	1.5	1.5	0.8 r
<b>Europe</b>	170	<b>1,293.5</b>	<b>323.0</b>	<b>306.9</b>	<b>283.8</b>	<b>290.7</b>	<b>550.7</b>	<b>2,080.7</b>	<b>533.0</b>	<b>459.4</b>	<b>677.1</b>	<b>575.9</b>	<b>551.7</b>
<b>Emerg. &amp; Dev. Europe</b>	903	<b>748.7</b>	<b>206.8</b>	<b>169.8</b>	<b>154.7</b>	<b>190.7</b>	<b>495.2</b>	<b>1,791.3</b>	<b>460.1</b>	<b>430.3</b>	<b>647.2</b>	<b>509.1</b>	<b>491.7</b>
Albania	914	2.2	0.8	0.3	0.2	0.9	0.6	0.7	0.2	0.1	0.2	0.3	0.6 r
Bosnia and Herzegovina	963	0.5	0.0	0.2	0.0	0.3	6.0	7.0	1.5	1.9	4.2	4.9	5.2 r
Bulgaria	918	75.2	34.3	1.5	2.0	37.9	12.0	43.7	10.0	11.4	12.7	11.0	10.8 r
Croatia	960	2.6	0.5	0.7	6.2	0.5	6.2	19.0	5.2	4.0	5.1	7.1	6.3 r
Gibraltar	823	2.1	0.0	0.0	0.0	0.0	0.0	0.0	0.0	....	0.0	0.0	0.0 r
Hungary	944	19.0	3.3	4.6	5.1	6.0	101.0	409.3	110.6	102.5	109.1	111.9	106.2 r
Macedonia, FYR	962	0.3	0.1	0.1	0.1	0.5	1.5	6.1	1.3	1.5	1.6	1.4	1.5 r
Montenegro	943	0.1	0.0	0.0	0.0	0.0	0.0	0.4	0.3	0.1	0.1	0.2	0.0 r
Poland	964	246.2	50.1	56.5	57.7	50.4	186.0	573.8	163.3	137.9	142.7	168.3	181.4 r
Romania	968	41.6	5.2	7.9	6.6	9.3	28.8	101.0	27.4	27.1	96.1	27.4	36.2 r
Serbia, Republic of	942	1.0	0.2	0.4	0.2	0.2	4.7	13.5	2.9	4.3	3.4	4.2	4.1 r
Turkey	186	357.9	112.3	97.6	76.5	84.7	148.3	616.9	137.5	139.4	271.8	172.4	139.5 r
<b>CIS</b>	901	<b>544.8</b>	<b>116.2</b>	<b>137.2</b>	<b>129.1</b>	<b>100.0</b>	<b>55.5</b>	<b>289.4</b>	<b>72.9</b>	<b>29.1</b>	<b>29.9</b>	<b>66.8</b>	<b>60.0</b>
Armenia	911	0.8	0.6	0.0	0.3	0.2	0.1	0.3	0.1	0.1	0.0	0.0	0.1 r
Azerbaijan, Rep. of	912	5.8	1.6	1.0	0.4	0.7	0.0	0.1	0.0	0.1	0.0	0.1	0.1 r
Belarus	913	0.2	0.1	0.0	0.0	0.0	0.7	2.8	0.7	0.6	0.6	0.5	0.6 r
Georgia	915	5.1	1.3	0.3	1.0	0.7	0.4	2.7	0.8	0.7	1.4	0.5	0.7 r
Kazakhstan	916	14.4	2.4	7.1	2.9	3.0	0.1	2.6	0.8	0.4	0.4	0.3	0.2 r
Kyrgyz Republic	917	2.0	0.6	0.4	0.1	0.5	0.0	0.0	0.0	0.0	0.0	0.0	0.0 r
Moldova	921	0.1	0.1	0.0	0.0	0.0	0.2	1.1	0.3	0.2	0.3	0.2	0.2 r
Russian Federation	922	399.5	92.4	93.7	109.8	93.0	48.6	256.5	65.9	23.1	17.2	55.0	48.6 r
Tajikistan	923	0.0	....	0.0	0.0	0.0	....	0.0	....	0.0	0.0	0.0	....
Turkmenistan	925	0.5	0.5	0.0	0.2	0.1	0.0	1.0	....	0.0	0.2	1.5	0.0 r
Ukraine	926	114.5	16.5	33.7	14.4	1.8	5.3	21.1	4.0	3.6	9.8	8.7	9.5 r
Uzbekistan	927	1.9	0.2	1.0	0.0	0.1	0.0	1.3	0.3	0.4	0.0	0.0	0.0 r
<b>Mid East, N Africa, Pak</b>	440	<b>7,854.2</b>	<b>1,855.4</b>	<b>1,873.6</b>	<b>1,603.8</b>	<b>1,683.4</b>	<b>764.0</b>	<b>3,274.7</b>	<b>670.0</b>	<b>737.4</b>	<b>746.5</b>	<b>940.9</b>	<b>749.3</b>
Afghanistan, I.R. of	512	1.7	0.9	0.3	0.3	7.9	0.1	1.0	0.4	0.2	0.0	0.1	0.1 r
Algeria	612	10.0	5.1	1.1	0.7	3.2	52.8	0.1	....	0.0	2.2	47.7	52.8 r
Bahrain, Kingdom of	419	686.5	173.0	137.6	127.8	132.2	10.9	68.0	13.0	11.5	13.8	11.3	12.5 r
Djibouti	611	1.5	0.5	0.3	0.7	0.7	0.6	0.8	0.6	0.1	0.0	0.0	0.4 r
Egypt	469	398.3	75.0	100.2	97.7	99.0	5.8	25.5	6.2	6.6	6.2	6.4	6.3 r
Iran, I.R. of	429	67.3	27.8	6.7	17.4	16.4	5.4	24.4	5.9	5.4	7.9	25.0	14.9 r
Iraq	433	29.2	3.3	3.7	3.0	16.5	0.0	0.1	0.0	0.0	0.0	0.0	0.0 r
Jordan	439	180.2	60.0	44.2	41.5	53.8	11.1	29.1	12.3	2.5	3.0	5.2	11.7 r
Kuwait	443	549.4	145.8	144.9	121.3	154.6	7.7	8.9	8.0	0.3	0.5	0.6	0.2 r
Lebanon	446	40.4	6.6	11.4	8.9	8.0	3.2	12.2	2.3	2.9	3.5	3.2	3.1 r
Libya	672	4.2	0.8	0.4	0.4	1.2	....	0.0	0.0	....	....	....	....
Mauritania	682	4.5	1.2	1.0	1.8	2.0	0.1	0.1	....	0.0	0.0	0.0	0.1 r
Morocco	686	10.3	1.3	2.0	3.3	4.8	9.6	30.7	6.1	11.5	18.6	10.3	9.5 r
Oman	449	375.2	89.7	83.9	88.8	87.1	12.5	60.4	3.2	2.2	1.5	10.1	3.3 r
Pakistan	564	478.2	116.0	151.2	105.2	85.2	61.6	209.2	54.5	45.7	57.5	66.3	45.5 r
Qatar	453	494.8	113.4	105.1	94.3	87.2	78.4	417.9	141.9	54.3	50.1	84.4	60.2 r
Saudi Arabia	456	1,626.9	375.7	434.6	365.4	261.6	76.6	326.2	86.1	82.6	93.7	81.7	76.9 r

# Australia (193)

In Millions of U.S. Dollars

		Exports (FOB)						Imports (FOB)					
		2015	2015Q3	2015Q4	2016Q1	2016Q2	2016Q3	2015	2015Q3	2015Q4	2016Q1	2016Q2	2016Q3
Somalia	726	0.3	0.1	0.0	0.2	0.0	0.0	0.0	....	....	0.1	0.1	0.1 r
Sudan	732	57.6	0.5	1.0	1.5	2.7	0.0	191.5	0.6	190.8	180.0	200.1	0.0 r
Syrian Arab Republic	463	2.7	1.2	0.4	0.5	0.1	0.3	1.2	0.3	0.3	0.3	0.4	0.3 r
Tunisia	744	5.9	1.4	1.4	0.6	2.0	7.5	21.9	5.4	5.2	5.5	5.7	7.2 r
United Arab Emirates	466	2,536.7	608.3	583.1	485.5	577.2	419.6	1,845.1	323.1	315.2	302.0	382.3	444.3 r
Yemen, Republic of	474	292.4	47.6	59.3	37.0	79.9	0.0	0.1	0.0	0.0	....	....	0.0 r
<b>Sub-Saharan Africa</b>	<b>603</b>	<b>1,887.0</b>	<b>483.0</b>	<b>382.4</b>	<b>368.4</b>	<b>383.3</b>	<b>456.4</b>	<b>2,048.5</b>	<b>443.3</b>	<b>713.9</b>	<b>343.1</b>	<b>252.7</b>	<b>398.9</b>
Angola	614	4.5	1.1	1.0	0.9	1.0	0.1	18.5	8.4	10.0	0.0	10.0	0.0 r
Benin	638	1.1	0.4	0.2	0.3	0.1	....	....	....	....	0.0	....	....
Botswana	616	6.7	1.0	2.5	0.1	0.1	0.2	0.0	0.0	0.0	0.2	0.3	0.0 r
Burkina Faso	748	13.8	1.5	6.3	1.8	1.8	....	0.0	0.0	0.0	0.0	0.0	....
Burundi	618	0.7	....	....	0.0	0.1	0.0	0.5	0.0	0.1	0.1	0.1	0.0 r
Cabo Verde	624	0.0	....	....	....	0.1	....	405.9	0.0	405.9	158.5	0.0	....
Cameroon	622	3.9	0.1	2.5	1.1	1.0	0.0	0.7	0.4	0.1	0.0	0.1	0.0 r
Central African Rep.	626	1.4	0.1	0.1	2.3	0.0	0.0	0.1	0.0	....	....	....	....
Chad	628	0.7	0.4	0.2	0.2	1.1	0.0	0.1	0.1	0.0	0.0	0.0	....
Comoros	632	0.0	0.0	....	....	....	0.0	0.1	0.0	0.0	0.0	....	0.0 r
Congo, Dem. Rep. of	636	5.3	0.6	1.4	0.9	0.3	0.1	0.2	0.0	....	0.0	0.0	0.1 r
Congo, Republic of	634	3.7	0.4	0.4	0.3	0.2	44.8	97.0	46.9	0.0	51.2	122.9	66.1 r
Côte d'Ivoire	662	12.4	2.6	2.4	3.9	3.8	4.1	20.6	8.7	3.1	4.1	3.9	4.1 r
Equatorial Guinea	642	4.3	0.2	0.1	....	0.0	27.8	35.7	3.9	15.9	0.0	3.9	27.8 r
Eritrea	643	6.4	2.2	1.1	0.3	0.6	0.0	0.2	0.2	....	0.0	0.0	0.0 r
Ethiopia	644	1.6	0.3	0.3	1.4	1.0	8.0	20.0	8.6	4.9	2.6	4.2	7.2 r
Gabon	646	3.0	0.4	0.3	0.3	0.5	136.7	453.4	60.2	62.2	98.0	80.0	140.2 r
Gambia, The	648	0.1	0.1	0.0	0.0	....	0.0	0.0	....	0.0	....	....	....
Ghana	652	45.6	10.1	11.1	11.5	22.8	1.2	6.8	1.5	1.3	2.1	2.6	1.9 r
Guinea	656	3.4	1.1	1.0	0.7	0.9	0.0	0.2	0.0	0.0	0.0	0.0	0.0 r
Guinea-Bissau	654	....	....	....	....	....	....	0.0	....	0.0	....	....	....
Kenya	664	56.9	11.3	11.2	8.9	12.8	6.4	32.4	9.6	7.1	5.9	5.5	6.6 r
Lesotho	666	0.0	0.0	0.0	0.1	0.2	0.2	1.7	0.3	0.3	0.2	0.1	0.2 r
Liberia	668	1.8	0.6	0.5	0.2	0.2	0.0	0.0	0.0	0.0	0.0	0.0	0.0 r
Madagascar	674	6.8	1.2	1.6	0.6	1.5	1.6	5.3	1.7	1.3	1.9	1.5	2.0 r
Malawi	676	13.3	5.9	0.1	6.2	2.8	0.0	0.4	0.0	0.3	....	....	....
Mali	678	11.3	1.6	3.3	2.1	2.7	0.1	4.1	2.5	1.3	1.7	1.3	0.3 r
Mauritius	684	76.1	20.7	19.4	12.8	16.4	5.3	16.3	4.4	4.1	5.5	4.2	5.6 r
Mozambique	688	338.8	88.9	69.3	76.5	69.8	0.4	1.0	0.3	0.3	0.1	0.1	0.4 r
Namibia	728	7.6	1.6	2.2	1.8	1.2	1.5	8.2	1.7	2.1	2.2	2.0	1.2 r
Niger	692	0.2	0.0	0.1	1.1	0.4	0.1	1.3	0.5	0.2	0.4	0.3	0.1 r
Nigeria	694	187.4	76.0	36.1	36.1	39.3	0.2	0.5	0.2	0.0	0.2	0.4	0.2 r
Rwanda	714	2.1	0.0	0.2	0.0	0.6	0.2	1.3	0.1	0.9	0.2	0.2	0.1 r
São Tomé & Príncipe	716	....	....	....	....	....	0.0	0.1	0.0	0.0	0.0	0.0	0.0 r
Senegal	722	17.9	6.3	4.7	2.6	3.0	0.0	0.4	0.0	0.1	0.2	1.4	0.1 r
Seychelles	718	7.7	4.5	1.0	0.6	1.0	0.6	2.1	0.4	0.4	0.3	0.2	0.6 r
Sierra Leone	724	3.9	1.8	1.2	0.2	0.3	0.8	1.8	0.4	0.2	0.3	0.2	0.8 r
South Africa	199	920.1	227.2	188.1	179.1	181.9	213.5	888.7	276.1	188.9	....	....	131.3 r
South Sudan, Rep. of	733	0.3	0.1	0.0	0.1	0.1	0.0	0.6	....	0.6	0.1	0.0	0.0 r
Swaziland	734	0.3	0.2	0.1	0.0	0.0	0.7	1.4	0.4	0.3	0.3	0.6	0.5 r
Tanzania	738	88.8	6.1	9.0	9.6	9.1	0.9	5.3	1.2	0.9	1.2	1.1	1.0 r
Togo	742	3.2	1.1	0.6	0.8	1.1	....	9.8	3.3	0.0	3.3	4.5	....
Uganda	746	7.7	1.1	0.6	0.7	0.6	0.4	1.6	0.5	0.3	1.9	0.2	0.2 r
Zambia	754	14.5	3.3	1.6	1.7	1.9	0.0	2.6	0.2	0.0	0.1	0.2	0.0 r
Zimbabwe	698	1.2	0.6	0.2	0.5	0.6	0.2	0.8	0.5	0.2	....	....	0.2 r
Africa n.s.	799	0.3	0.1	0.2	0.1	0.2	0.1	0.7	0.0	0.5	0.4	0.7	....
<b>Western Hemisphere</b>	<b>205</b>	<b>2,012.1</b>	<b>507.0</b>	<b>544.9</b>	<b>411.0</b>	<b>405.5</b>	<b>1,020.4</b>	<b>4,101.0</b>	<b>857.6</b>	<b>983.8</b>	<b>993.9</b>	<b>909.0</b>	<b>1,070.5</b>
Antigua and Barbuda	311	0.2	0.1	....	0.1	0.1	0.1	1.4	0.7	0.0	0.2	0.2	0.2 r
Argentina	213	257.1	55.1	82.7	19.7	37.2	179.6	619.1	187.6	171.4	124.4	89.3	139.2 r
Bahamas, The	313	2.8	0.5	0.5	1.8	1.2	0.1	4.1	0.5	1.1	0.6	0.7	0.0 r
Barbados	316	2.7	0.5	0.5	0.4	0.8	0.9	1.2	0.2	0.3	0.3	0.1	0.9 r
Belize	339	0.1	0.0	0.1	0.3	0.3	0.1	1.5	0.4	0.3	0.1	0.3	0.1 r
Bermuda	319	0.7	0.2	0.1	0.1	0.1	0.1	1.6	0.1	0.7	0.0	0.0	0.1 r

# Australia (193)

In Millions of U.S. Dollars

		Exports (FOB)						Imports (FOB)					
		2015	2015Q3	2015Q4	2016Q1	2016Q2	2016Q3	2015	2015Q3	2015Q4	2016Q1	2016Q2	2016Q3
Bolivia	218	1.3	0.3	0.5	0.2	0.3	2.4	16.3	4.0	3.8	2.3	2.8	2.4 r
Brazil	223	845.5	204.7	212.8	138.1	149.9	148.9	483.7	116.2	131.9	126.9	136.6	167.8 r
Chile	228	240.0	62.4	69.8	69.9	69.9	105.5	673.1	70.1	74.6	135.7	83.9	158.0 r
Colombia	233	23.1	6.5	4.7	10.3	7.2	16.8	61.1	14.7	17.2	12.0	12.6	15.7 r
Costa Rica	238	3.6	0.9	1.2	1.4	2.8	25.9	83.5	21.3	20.9	18.2	20.1	26.4 r
Dominica	321	0.4	....	0.2	0.1	0.0	0.1	0.3	0.1	0.1	0.0	0.1	0.1 r
Dominican Republic	243	7.4	1.6	2.4	1.4	1.5	10.3	26.8	6.9	6.6	25.9	8.4	9.8 r
Ecuador	248	10.2	2.1	1.5	2.8	4.3	6.1	26.1	5.7	8.7	4.9	5.5	7.2 r
El Salvador	253	14.3	3.4	3.8	2.9	4.0	3.6	17.9	1.9	1.5	1.4	1.6	3.4 r
Falkland Islands	323	9.3	9.2	0.0	....	0.1	0.0	0.1	0.0	....	0.0	0.0	0.0 r
Grenada	328	0.3	0.0	0.1	0.0	....	0.0	0.1	....	0.0	....	0.1	0.0 r
Guatemala	258	11.6	2.6	2.1	0.7	0.6	4.8	21.8	4.7	1.8	2.7	3.9	4.6 r
Guyana	336	1.6	0.2	0.7	0.5	0.2	0.1	0.3	0.1	0.1	0.1	0.0	0.1 r
Haiti	263	0.6	0.3	0.3	1.2	0.0	0.7	1.7	0.5	0.4	0.3	0.3	0.7 r
Honduras	268	0.7	0.2	0.1	0.1	0.1	6.5	39.1	6.3	9.4	4.6	5.6	6.2 r
Jamaica	343	28.1	6.0	7.0	3.0	2.2	0.4	1.4	0.4	0.3	0.4	0.3	0.2 r
Mexico	273	393.2	110.8	121.2	134.0	89.8	435.0	1,850.1	362.0	503.6	467.8	437.7	456.1 r
Netherlands Antilles	353	0.8	0.1	0.1	0.2	0.0	0.2	0.6	0.2	0.0	0.1	0.0	....
Nicaragua	278	2.4	0.3	0.4	0.1	0.5	4.5	12.8	4.6	2.0	2.5	5.2	5.0 r
Panama	283	40.9	10.8	8.6	4.0	9.4	1.0	6.8	2.2	0.6	0.9	1.5	1.6 r
Paraguay	288	0.7	0.1	0.2	0.2	0.2	0.8	1.7	0.3	0.4	1.2	0.5	0.7 r
Peru	293	60.4	17.3	16.2	9.9	16.9	58.1	105.5	30.5	16.4	53.7	85.2	56.3 r
St. Kitts and Nevis	361	0.5	0.2	0.1	0.1	0.1	0.0	0.1	0.0	0.0	0.0	....	0.0 r
St. Lucia	362	0.8	0.1	0.4	0.3	0.1	0.0	0.0	0.0	....	....	0.0	0.0 r
St. Vincent & Grens.	364	0.2	0.1	0.1	0.0	0.0	0.0	....	....	....	....	0.0	....
Suriname	366	2.4	0.8	0.2	0.4	0.2	0.0	0.3	0.1	0.1	0.2	0.0	0.0 r
Trinidad and Tobago	369	15.7	3.6	2.0	3.4	2.2	1.4	7.4	1.5	2.9	2.3	1.1	1.5 r
Uruguay	298	6.7	1.6	2.1	1.3	2.9	5.2	15.6	3.2	4.4	2.7	3.6	4.9 r
Venezuela, Rep. Bol.	299	23.8	4.1	2.1	0.8	0.4	0.2	1.8	0.3	0.2	0.1	0.2	0.1 r
Western Hem. n.s.	399	1.9	0.4	0.2	1.2	0.2	1.0	16.2	10.3	2.2	1.7	1.4	1.1 r
<b>Other Countries n.i.e</b>	<b>910</b>	<b>0.5</b>	<b>0.0</b>	<b>0.1</b>	<b>0.2</b>	<b>0.3</b>	<b>2.2</b>	<b>9.4</b>	<b>2.4</b>	<b>2.5</b>	<b>1.8</b>	<b>2.7</b>	<b>2.2</b>
Cuba	928	0.5	0.0	0.1	0.2	0.3	2.2	9.4	2.4	2.5	1.8	2.7	2.2 r
<b>Special Categories</b>	<b>899</b>	<b>1,143.1</b>	<b>278.4</b>	<b>261.9</b>	<b>252.3</b>	<b>299.2</b>	<b>173.8</b>	<b>789.0</b>	<b>203.3</b>	<b>188.1</b>	<b>180.9</b>	<b>159.2</b>	<b>173.9 r</b>
<b>Countries &amp; Areas n.s.</b>	<b>898</b>	<b>4,609.0</b>	<b>1,225.3</b>	<b>1,025.2</b>	<b>990.2</b>	<b>1,107.1</b>	<b>483.5</b>	<b>5,231.9</b>	<b>1,628.2</b>	<b>1,036.4</b>	<b>474.9</b>	<b>290.4</b>	<b>423.2 r</b>
<b>Memorandum Items</b>													
Africa	605	1,976.7	493.1	389.3	377.1	398.6	527.1	2,293.1	456.1	921.0	549.5	516.5	468.9
Middle East	405	7,284.2	1,728.3	1,715.3	1,489.4	1,574.9	631.7	2,819.3	602.4	483.8	482.5	610.5	633.7
European Union	998	9,653.6	2,499.8	2,391.6	2,901.2	4,074.4	9,413.4	34,500.1	9,018.4	8,907.6	8,495.9	9,156.3	9,616.3
Export earnings: fuel	080	7,427.1	1,795.9	1,724.8	1,521.9	1,588.1	1,027.9	4,028.7	848.9	690.6	672.8	1,007.5	1,020.5
Export earnings: nonfuel	092	181,041.1	45,383.7	43,234.1	39,544.6	43,616.1	48,374.5	196,864.8	49,787.3	50,146.0	43,509.8	45,470.4	49,459.4

# Austria (122)

In Millions of U.S. Dollars

		Exports (FOB)						Imports (CIF)					
		2015	2015Q3	2015Q4	2016Q1	2016Q2	2016Q3	2015	2015Q3	2015Q4	2016Q1	2016Q2	2016Q3
IFS World		145,849.6	36,501.7	37,205.7	35,434.0	37,709.2	35,681.7	147,432.5	37,457.7	37,548.2	36,874.5	37,546.6	36,911.4
World	001	152,728.1	38,323.0	38,967.3	37,160.3	39,830.4	37,572.4	156,045.8	39,521.2	39,554.0	38,806.8	39,809.7	38,916.2
Advanced Economies	110	117,701.2	29,385.0	29,975.1	29,077.4	30,914.5	29,295.4	126,540.9	31,804.7	32,159.0	31,993.1	32,583.6	31,457.8
Euro Area	163	79,895.4	19,745.0	20,491.6	19,885.6	21,235.6	19,726.6	98,920.0	25,048.0	25,097.6	24,399.3	25,905.7	24,999.3
Belgium	124	1,963.4	514.1	483.1	519.1	505.1	460.4	3,504.1	863.2	853.0	855.0	907.6	841.3
Cyprus	423	74.2	16.3	12.9	13.8	18.6	12.5	50.9	9.2	9.5	10.7	9.5	8.2
Estonia	939	137.5	35.2	34.4	51.6	45.5	37.0	53.0	9.7	12.1	12.4	14.1	11.1
Finland	172	559.6	145.9	140.8	135.0	176.7	144.2	532.4	124.3	156.3	116.8	128.8	132.6
France	132	6,653.0	1,345.0	2,437.7	1,486.8	1,517.3	1,365.3	3,994.3	964.7	991.0	979.4	1,053.7	910.2
Germany	134	44,929.6	11,425.7	10,991.1	11,350.9	12,086.6	11,334.1	64,827.7	16,606.2	16,510.2	16,144.8	17,010.6	16,727.2
Greece	174	423.7	81.7	100.3	122.4	119.0	108.4	167.4	43.8	36.9	42.5	46.0	42.7
Ireland	178	298.7	81.7	73.3	78.3	71.0	70.4	536.6	106.2	158.0	138.3	137.1	127.7
Italy	136	9,329.2	2,230.6	2,268.1	2,337.3	2,495.3	2,255.6	9,742.0	2,414.9	2,481.9	2,294.3	2,525.7	2,243.9
Latvia	941	151.4	41.6	41.3	38.0	35.5	33.5	52.1	10.5	11.2	9.4	10.3	8.9
Lithuania	946	197.2	49.9	52.1	49.6	51.3	55.6	85.3	22.9	22.2	24.6	24.0	28.1
Luxembourg	137	182.6	42.8	47.9	43.3	50.5	43.3	404.6	98.4	88.2	94.7	105.8	103.5
Malta	181	44.4	10.5	14.2	11.6	12.7	9.1	19.7	4.4	5.4	3.1	4.9	4.5
Netherlands	138	2,492.1	593.0	611.2	649.9	675.4	630.2	6,221.1	1,517.8	1,543.3	1,564.1	1,587.3	1,592.9
Portugal	182	356.9	77.7	94.8	94.2	97.2	81.3	272.2	77.2	64.9	81.4	96.2	73.6
Slovak Republic	936	6,463.2	1,699.8	1,695.6	1,491.2	1,753.2	1,687.5	4,028.5	1,075.2	1,003.6	884.0	999.5	1,054.6
Slovenia	961	3,026.6	740.5	786.1	718.4	770.7	753.6	2,343.6	589.7	597.0	575.5	644.9	578.1
Spain	184	2,611.9	613.1	606.6	694.2	754.1	644.7	2,084.5	509.7	552.9	568.5	599.7	510.0
Australia	193	865.6	208.8	234.5	232.0	283.4	332.6	67.6	21.7	25.1	17.3	24.1	23.5
Canada	156	1,117.2	284.4	281.9	256.0	283.8	270.9	402.3	114.1	60.2	72.1	53.0	58.2
China,P.R.: Hong Kong	532	610.3	150.8	144.1	137.6	131.6	131.4	81.1	13.2	33.4	58.8	16.1	20.4
China,P.R.: Macao	546	20.6	4.6	0.6	0.5	0.9	0.6	0.5	0.4	0.0	0.1	0.0	0.2
Czech Republic	935	5,280.1	1,327.9	1,361.3	1,283.2	1,394.1	1,312.7	6,570.8	1,635.1	1,743.1	1,647.4	1,749.7	1,696.1
Denmark	128	793.5	198.5	189.3	216.9	220.2	190.5	698.9	183.5	200.1	174.9	157.8	168.7
Iceland	176	19.6	5.0	4.8	6.3	5.9	6.6	2.6	0.5	0.7	0.7	0.9	0.7
Israel	436	383.8	107.4	88.7	90.0	94.4	95.1	122.8	29.7	27.9	22.6	23.9	25.0
Japan	158	1,438.5	364.0	404.1	353.3	381.8	354.5	953.2	239.8	235.9	251.3	288.0	295.7
Korea, Republic of	542	937.8	208.0	250.0	201.3	238.9	266.6	682.1	163.9	205.2	166.7	178.2	171.0
New Zealand	196	122.5	32.6	31.7	24.2	36.7	31.3	23.2	6.5	5.2	3.4	5.6	7.3
Norway	142	472.4	114.0	116.9	116.9	120.5	112.4	118.8	30.3	23.4	21.3	25.6	22.4
San Marino	135	11.2	2.3	3.2	3.3	2.9	2.4	15.6	3.1	5.2	4.4	5.6	3.5
Singapore	576	413.2	116.3	106.6	105.5	102.7	113.0	50.9	12.9	11.8	15.8	27.1	34.0
Sweden	144	1,652.6	379.2	425.1	419.1	474.7	399.1	1,404.0	330.4	346.4	356.2	368.6	333.3
Switzerland	146	8,647.5	2,277.1	2,087.4	2,097.4	2,194.4	2,276.9	9,264.4	2,512.6	2,482.5	2,232.5	2,193.8	2,123.8
Taiwan Prov.of China	528	508.9	133.8	137.8	96.8	110.3	122.6	477.1	123.5	118.5	129.8	124.8	131.9
United Kingdom	112	4,817.2	1,189.2	1,286.3	1,162.9	1,221.2	1,200.7	2,711.2	659.6	761.2	688.6	791.1	724.4
United States	111	9,692.8	2,536.2	2,329.1	2,388.5	2,380.5	2,348.3	3,973.4	675.8	775.4	1,730.1	643.6	618.4
Vatican	187	0.4	0.2	0.1	0.1	0.1	0.6	0.1	0.0	0.1	0.0	0.0	0.0
Emerg. & Dev. Economies	200	34,918.0	8,908.2	8,971.4	8,064.9	8,892.9	8,254.2	29,502.7	7,715.9	7,394.4	6,812.8	7,225.7	7,457.8
Emerg. & Dev. Asia	505	5,861.2	1,577.6	1,496.0	1,399.7	1,646.4	1,604.0	9,739.6	2,558.9	2,442.7	2,361.4	2,427.9	2,528.5
American Samoa	859	....	....	....	....	0.0	0.0	0.0	....	0.0	0.0	0.0	0.0
Bangladesh	513	57.9	14.7	18.0	26.4	20.3	68.2	140.4	38.8	37.5	49.4	58.8	55.0
Bhutan	514	0.6	0.1	0.3	0.1	0.1	0.2	0.0	....	0.0	0.0	0.0	0.0
Brunei Darussalam	516	3.0	0.2	1.0	0.2	1.0	0.0	0.0	0.0	0.0	0.0	0.0	0.0
Cambodia	522	2.4	1.2	0.4	2.0	0.5	4.8	47.9	14.3	13.1	20.4	13.2	25.5
China,P.R.: Mainland	924	3,407.1	947.1	835.5	825.6	1,000.2	897.4	5,846.7	1,551.4	1,461.3	1,378.5	1,277.1	1,330.1
Fiji	819	2.8	0.4	0.1	0.5	0.1	0.1	0.1	0.0	0.0	0.0	0.0	0.0
F.T. French Polynesia	887	1.4	0.2	0.8	0.2	0.2	0.2	0.1	0.0	0.0	0.0	0.0	0.0
F.T. New Caledonia	839	5.9	2.9	0.9	1.4	1.0	0.5	0.0	....	0.0	....	0.0	....
Guam	829	0.1	0.0	0.0	0.0	0.0	0.1	0.1	0.0	0.0	....	....	....
India	534	818.5	204.3	216.2	203.2	225.1	233.5	499.2	133.2	111.9	141.0	137.7	137.5
Indonesia	536	232.1	60.1	59.6	53.7	71.7	62.5	83.9	19.5	19.5	20.5	19.1	21.5
Kiribati	826	0.0	....	....	....	0.0	0.0	....	....	....	....	....	....
Lao People's Dem.Rep	544	17.5	2.7	14.5	1.0	0.5	4.3	0.3	0.0	0.1	0.0	0.2	0.0
Malaysia	548	544.8	134.1	148.6	128.3	138.1	139.2	191.3	46.2	44.1	43.9	45.0	44.9
Maldives	556	5.9	1.3	1.7	3.3	1.6	1.7	0.0	0.0	0.0	0.0	0.0	0.0

# Austria (122)

In Millions of U.S. Dollars

		Exports (FOB)						Imports (CIF)					
		2015	2015Q3	2015Q4	2016Q1	2016Q2	2016Q3	2015	2015Q3	2015Q4	2016Q1	2016Q2	2016Q3
Marshall Islands	867	0.4	0.1	0.1	0.2	0.1	0.0	0.3	....	0.3	....	0.0	....
Micronesia	868	0.0	....	....	....	....	....	....	....	....	....	....	....
Mongolia	948	39.1	9.1	18.2	2.6	3.5	4.5	2.9	0.7	1.0	1.3	0.8	0.4
Myanmar	518	14.6	1.7	6.4	3.0	6.3	1.5	18.6	6.3	6.5	5.2	8.9	13.0
Nauru	836	0.0	....	0.0	0.0	....	....	0.1	....	....	....	....	....
Nepal	558	2.5	0.6	0.6	1.0	1.6	0.5	2.1	0.6	0.7	0.3	0.7	0.9
Palau	565	0.0	....	0.0	....	0.0	....	....	....	....	....	....	....
Papua New Guinea	853	1.0	0.2	0.2	0.4	0.6	0.3	0.7	0.1	0.4	0.1	0.5	0.1
Philippines	566	138.9	41.0	31.5	26.2	34.6	33.5	95.3	22.1	23.0	23.8	27.1	24.8
Samoa	862	0.1	0.1	0.0	0.1	....	0.2	0.0	0.0	....	0.0	....	....
Solomon Islands	813	0.1	....	0.1	....	0.0	....	....	....	....	....	....	....
Sri Lanka	524	54.8	13.5	15.4	14.1	10.8	12.5	34.1	10.0	9.2	10.1	10.2	10.7
Thailand	578	311.4	84.0	73.3	75.4	81.8	74.7	396.1	99.8	98.0	92.0	107.3	128.5
Timor-Leste	537	0.0	....	....	....	....	....	....	....	....	....	....	....
Tonga	866	0.0	....	....	....	....	....	0.0	....	....	....	....	....
Tuvalu	869	....	....	....	....	....	....	0.0	....	....	....	0.0	0.0
Vanuatu	846	0.1	....	....	....	....	....	0.0	0.0	....	....	....	0.0
Vietnam	582	197.6	57.9	52.5	30.9	46.8	63.7	2,379.1	615.8	616.0	574.6	721.4	735.6
Asia n.s.	598	0.5	0.1	0.1	0.0	0.1	0.0	0.0	0.0	0.0	0.1	0.0	0.0
<b>Europe</b>	170	<b>21,689.5</b>	<b>5,482.4</b>	<b>5,523.5</b>	<b>4,962.0</b>	<b>5,440.8</b>	<b>5,065.2</b>	<b>16,405.7</b>	<b>4,351.5</b>	<b>4,058.6</b>	<b>3,819.0</b>	<b>4,138.7</b>	<b>4,264.7</b>
<b>Emerg. &amp; Dev. Europe</b>	903	<b>17,427.0</b>	<b>4,400.5</b>	<b>4,424.2</b>	<b>4,201.4</b>	<b>4,539.7</b>	<b>4,255.2</b>	<b>12,116.0</b>	<b>3,142.0</b>	<b>3,133.6</b>	<b>3,029.6</b>	<b>3,420.2</b>	<b>3,216.8</b>
Albania	914	65.4	16.6	20.9	15.0	16.1	14.2	13.6	2.8	5.0	2.4	2.1	1.7
Bosnia and Herzegovina	963	372.6	93.8	94.6	100.0	103.6	95.9	532.1	141.8	127.8	132.9	148.1	147.2
Bulgaria	918	746.7	175.0	207.7	192.3	201.8	180.2	435.3	109.7	119.5	102.0	134.2	115.3
Croatia	960	1,529.6	381.4	404.0	364.5	381.8	351.4	591.5	156.5	155.6	147.6	172.9	185.0
Faroe Islands	816	1.0	0.2	0.1	0.2	0.3	0.6	0.0	0.0	0.0	0.0	0.0	0.0
Gibraltar	823	2.9	0.9	0.8	0.1	0.6	0.3	0.0	0.0	0.0	0.0	0.0	0.0
Hungary	944	4,990.6	1,269.4	1,216.1	1,210.7	1,309.4	1,285.0	3,936.6	1,019.9	1,020.4	962.2	1,097.1	1,042.8
Kosovo	967	42.6	13.6	11.9	10.7	15.8	12.8	14.5	8.5	1.9	1.4	2.2	1.6
Macedonia, FYR	962	135.7	34.7	35.8	28.4	37.2	31.3	66.5	16.9	20.4	17.8	18.3	17.8
Montenegro	943	35.7	9.2	10.0	8.4	15.1	12.8	3.4	0.9	0.5	0.8	5.9	2.2
Poland	964	4,863.6	1,216.0	1,213.8	1,164.6	1,202.7	1,103.0	3,099.8	793.8	796.3	798.0	860.5	852.6
Romania	968	2,402.1	606.2	645.7	618.4	619.5	614.1	1,382.9	363.9	354.7	347.0	372.7	348.3
Serbia, Republic of	942	616.6	157.5	156.8	150.4	196.3	176.8	461.7	125.3	125.1	111.0	120.2	122.6
Turkey	186	1,622.0	426.1	406.1	337.8	439.6	376.7	1,578.1	401.8	406.4	406.6	486.0	379.5
<b>CIS</b>	901	<b>4,256.7</b>	<b>1,080.2</b>	<b>1,096.8</b>	<b>759.5</b>	<b>900.6</b>	<b>808.1</b>	<b>4,289.7</b>	<b>1,209.6</b>	<b>925.1</b>	<b>789.2</b>	<b>718.5</b>	<b>1,047.8</b>
Armenia	911	23.4	6.3	6.2	5.6	4.1	3.9	2.2	0.4	0.5	0.6	1.0	0.2
Azerbaijan, Rep. of	912	101.6	30.6	20.1	24.3	17.6	10.6	372.8	118.5	11.9	5.1	30.4	54.4
Belarus	913	196.0	60.0	45.6	32.5	29.4	33.7	30.5	9.1	6.5	8.0	7.0	7.1
Georgia	915	79.3	24.6	22.8	14.5	21.3	12.8	2.6	0.1	0.1	0.3	0.2	0.4
Kazakhstan	916	306.3	60.9	72.8	35.3	144.7	33.2	954.8	217.0	203.9	153.3	92.6	203.6
Kyrgyz Republic	917	13.3	1.8	4.0	2.0	3.6	3.2	0.2	0.0	0.0	0.0	0.0	0.0
Moldova	921	88.3	21.8	20.2	19.4	20.3	23.8	31.4	8.3	10.8	6.6	6.0	8.9
Russian Federation	922	2,889.6	736.1	741.8	496.6	511.4	544.3	2,406.5	759.8	561.0	481.9	470.9	658.7
Tajikistan	923	8.6	1.8	2.3	1.1	1.6	1.7	0.0	....	....	0.0	0.0	....
Turkmenistan	925	57.9	15.1	15.2	13.0	13.4	8.1	4.0	2.3	1.6	0.2	0.0	1.4
Ukraine	926	383.1	100.8	111.8	103.2	120.6	123.5	482.7	93.6	127.8	132.7	110.2	112.7
Uzbekistan	927	109.4	20.4	34.0	12.2	12.7	9.2	1.9	0.4	0.8	0.3	0.2	0.3
Europe n.s.	884	5.8	1.7	2.5	1.1	0.6	1.9	0.0	0.0	0.0	0.1	0.0	0.1
<b>Mid East, N Africa, Pak</b>	440	<b>3,803.9</b>	<b>920.1</b>	<b>973.7</b>	<b>812.4</b>	<b>894.7</b>	<b>716.4</b>	<b>1,983.7</b>	<b>546.6</b>	<b>523.1</b>	<b>350.1</b>	<b>365.6</b>	<b>449.7</b>
Afghanistan, I.R. of	512	10.1	1.3	1.8	1.1	2.3	2.4	0.2	0.0	0.1	0.1	0.1	0.0
Algeria	612	271.6	69.9	74.3	39.0	70.2	58.1	358.1	115.9	114.5	58.4	32.4	48.4
Bahrain, Kingdom of	419	30.5	8.2	8.1	6.2	6.9	11.7	30.8	6.6	8.7	8.5	11.6	8.2
Djibouti	611	1.3	0.5	0.5	0.1	0.3	0.2	....	....	....	0.0	....	....
Egypt	469	269.9	65.3	66.7	79.5	93.2	55.6	34.2	4.9	5.2	5.0	11.5	5.6
Iran, I.R. of	429	319.9	62.5	82.9	63.3	85.4	68.1	14.1	3.1	5.1	4.2	3.8	3.1
Iraq	433	162.5	42.7	40.1	30.9	31.5	14.0	234.0	98.5	98.4	26.7	38.8	104.4
Jordan	439	74.4	19.7	16.5	14.8	16.9	19.1	4.9	0.5	1.9	0.7	0.4	0.8
Kuwait	443	122.6	29.0	29.3	32.3	38.0	29.5	23.0	0.1	0.1	0.2	0.2	0.2
Lebanon	446	71.4	16.0	20.9	18.3	17.8	16.2	3.7	0.8	0.6	0.3	1.5	0.7

# Austria (122)

In Millions of U.S. Dollars

		Exports (FOB)						Imports (CIF)					
		2015	2015Q3	2015Q4	2016Q1	2016Q2	2016Q3	2015	2015Q3	2015Q4	2016Q1	2016Q2	2016Q3
Libya	672	72.8	15.6	20.0	12.7	15.8	12.8	396.7	128.2	86.8	73.2	82.7	115.0
Mauritania	682	35.2	18.4	5.6	4.5	6.3	3.5	0.0	....	0.0	0.0	0.0	....
Morocco	686	128.3	27.0	39.5	28.3	31.3	34.0	83.5	15.8	20.9	23.6	22.0	15.5
Oman	449	123.1	16.2	40.5	21.0	34.1	15.9	2.0	0.6	0.3	0.4	0.5	0.3
Pakistan	564	128.2	31.6	30.0	30.0	41.1	26.4	73.8	16.3	17.6	17.4	23.9	18.7
Qatar	453	173.8	38.3	45.0	46.3	44.3	25.8	35.6	4.3	11.4	3.1	0.8	0.5
Saudi Arabia	456	785.7	207.0	189.4	163.0	143.6	149.5	277.9	64.1	48.8	3.1	57.8	65.4
Somalia	726	0.9	0.1	0.6	0.1	0.1	0.3	0.0	....	0.0	0.0	0.0	0.0
Sudan	732	22.6	5.8	5.3	4.3	2.1	3.3	0.0	0.0	0.0	0.0	0.0	0.0
Syrian Arab Republic	463	8.0	1.7	3.8	1.6	1.1	1.3	0.6	0.2	0.0	0.2	0.2	0.1
Tunisia	744	89.7	20.7	21.9	24.3	22.3	19.6	257.7	45.0	52.8	29.9	39.2	33.6
United Arab Emirates	466	885.7	219.6	228.8	187.7	187.6	146.9	152.3	41.6	49.5	94.8	38.1	29.2
West Bank and Gaza	487	4.7	0.5	0.3	0.5	0.6	0.3	0.6	0.2	0.3	0.1	0.1	0.1
Yemen, Republic of	474	10.9	2.6	1.9	2.7	1.9	1.8	0.2	0.1	0.0	0.0	....	0.0
<b>Sub-Saharan Africa</b>	<b>603</b>	<b>1,034.2</b>	<b>276.1</b>	<b>270.6</b>	<b>209.8</b>	<b>241.3</b>	<b>248.4</b>	<b>431.7</b>	<b>99.3</b>	<b>132.1</b>	<b>88.7</b>	<b>75.1</b>	<b>58.1</b>
Angola	614	41.1	16.4	18.2	3.4	22.0	12.0	20.0	....	20.0	13.2	0.2	10.6
Benin	638	19.0	2.6	6.5	2.1	4.5	3.8	0.0	0.0	0.0	0.0	0.0	....
Botswana	616	3.0	0.2	0.3	0.5	0.8	0.2	0.0	0.0	0.0	0.0	0.0	0.0
Burkina Faso	748	3.1	2.0	0.4	0.7	0.3	1.2	0.0	0.0	0.0	0.0	0.0	....
Burundi	618	0.2	0.0	0.0	0.2	0.0	0.0	0.0	0.0	0.0	....	0.4	....
Cabo Verde	624	0.9	0.3	0.1	0.2	0.2	0.7	0.0	....	....	....	0.0	0.0
Cameroon	622	5.8	1.2	1.3	0.6	0.8	3.2	0.1	0.0	0.0	0.0	0.1	0.1
Central African Rep.	626	0.1	0.1	0.0	0.4	0.0	0.2	0.0	....	0.0	....	....	....
Chad	628	5.0	0.3	1.3	4.3	0.7	0.3	0.0	0.0	0.0	0.0	0.0	....
Comoros	632	0.1	0.1	0.0	0.0	....	....	0.0	0.0	....	....	....	....
Congo, Dem. Rep. of	636	5.7	0.7	2.4	0.3	0.3	3.4	0.1	0.1	0.0	0.0	0.0	0.0
Congo, Republic of	634	8.0	1.3	0.4	0.6	0.7	1.0	88.4	18.7	55.3	22.7	20.3	0.2
Côte d'Ivoire	662	21.4	9.6	3.2	5.6	4.3	2.7	0.3	0.1	0.2	0.1	0.1	0.1
Equatorial Guinea	642	0.2	0.1	0.0	0.0	0.1	0.0	0.0	....	0.0	....	....	....
Eritrea	643	1.0	0.0	1.0	0.0	0.0	0.1	0.0	....	....	....	....	0.0
Ethiopia	644	14.6	2.0	5.1	4.2	8.5	4.5	0.6	0.1	0.2	0.1	0.3	0.5
Gabon	646	17.9	6.2	5.1	1.9	1.6	0.7	0.1	0.0	....	0.0	0.1	0.0
Gambia, The	648	1.1	0.3	0.4	0.1	0.2	0.2	0.0	0.0	0.0	0.0	0.0	0.0
Ghana	652	25.2	6.2	9.7	4.7	6.6	4.4	0.3	0.0	0.1	0.1	0.1	0.1
Guinea	656	0.9	0.2	0.5	0.1	0.4	0.3	0.0	0.0	....	0.0	0.0	0.0
Guinea-Bissau	654	0.0	....	....	0.1	0.0	0.0	....	....	....	....	....	....
Kenya	664	25.2	6.8	3.1	6.3	4.5	4.3	0.9	0.4	0.2	0.4	0.3	0.5
Lesotho	666	0.0	0.0	....	....	....	0.0	0.0	0.0	0.0	0.0	....	....
Liberia	668	4.1	2.1	0.9	0.8	1.6	1.1	0.0	....	0.0	0.0	....	0.6
Madagascar	674	1.1	0.1	0.3	0.3	0.3	0.2	0.6	0.1	0.2	0.1	0.1	0.1
Malawi	676	1.1	0.8	0.0	0.5	0.6	0.3	0.0	0.0	....	0.0	0.0	0.0
Mali	678	70.4	19.0	23.5	24.2	23.2	15.8	0.0	0.0	0.0	0.0	0.0	0.0
Mauritius	684	9.1	1.7	2.6	1.1	2.7	1.4	6.4	1.2	2.3	1.3	0.6	0.6
Mozambique	688	3.6	1.2	0.6	0.9	0.8	1.9	7.3	0.1	0.1	0.1	0.1	0.1
Namibia	728	15.5	3.5	8.6	3.5	1.3	1.3	0.6	0.3	0.1	0.2	0.1	0.1
Niger	692	0.5	0.1	0.1	0.1	0.3	0.0	0.0	....	....	....	0.1	....
Nigeria	694	115.1	19.5	32.9	19.4	21.3	13.2	53.0	12.6	0.2	0.1	0.2	0.2
Rwanda	714	1.2	0.2	0.5	0.7	0.2	0.1	6.4	1.7	1.6	1.7	1.8	1.5
São Tomé & Príncipe	716	0.1	0.0	0.0	0.0	0.2	0.0	0.0	....	....	....	....	....
Senegal	722	22.3	6.5	4.9	6.2	7.0	7.3	0.4	0.2	0.0	0.1	0.1	0.1
Seychelles	718	2.2	0.3	0.3	0.3	0.4	0.1	0.0	0.0	0.0	0.0	0.0	0.0
Sierra Leone	724	1.8	0.1	0.9	0.8	0.4	0.0	0.0	0.0	0.0	0.0	0.0	....
South Africa	199	542.7	155.1	123.6	107.9	115.6	149.7	245.4	63.4	51.4	48.3	49.8	42.3
South Sudan, Rep. of	733	1.8	0.1	0.6	0.4	0.7	0.7	0.0	....	0.0	....	....	....
Swaziland	734	0.1	0.1	....	0.1	0.0	0.0	0.0	0.0	0.0	0.0	0.0	0.0
Tanzania	738	16.9	3.6	5.3	2.5	2.0	3.6	0.4	0.1	0.1	0.1	0.1	0.2
Togo	742	1.9	0.3	0.6	0.5	0.3	0.3	0.0	0.0	0.0	....	0.0	0.0
Uganda	746	9.0	1.8	1.3	2.1	1.6	2.2	0.1	0.0	0.0	0.0	0.0	0.0
Zambia	754	9.4	2.9	0.7	0.8	3.9	5.2	0.0	0.0	0.0	0.0	0.0	0.0
Zimbabwe	698	1.5	0.5	0.3	0.5	0.5	0.7	0.2	0.1	0.0	0.1	0.2	0.1

# Austria (122)

In Millions of U.S. Dollars

		Exports (FOB)						Imports (CIF)					
		2015	2015Q3	2015Q4	2016Q1	2016Q2	2016Q3	2015	2015Q3	2015Q4	2016Q1	2016Q2	2016Q3
Africa n.s.	799	3.1	....	3.1	0.0	....	....	....	....	....	....	....	0.0
<b>Western Hemisphere</b>	<b>205</b>	<b>2,529.2</b>	<b>652.0</b>	<b>707.6</b>	<b>681.0</b>	<b>669.7</b>	<b>620.2</b>	<b>942.0</b>	<b>159.6</b>	<b>237.8</b>	<b>193.7</b>	<b>218.4</b>	<b>156.8</b>
Anguilla	312	0.0	....	0.0	0.1	0.0	0.0	0.0	0.0	....	0.0	....	....
Antigua and Barbuda	311	0.3	0.1	0.1	0.1	0.0	0.1	0.0	0.0	0.0	0.0	0.0	0.0
Argentina	213	137.5	44.3	37.2	29.4	42.9	32.3	126.8	31.8	27.6	19.8	23.7	19.3
Aruba	314	0.7	0.2	0.3	0.1	0.3	0.1	0.0	....	0.0	....	0.1	....
Bahamas, The	313	8.5	1.8	2.4	3.9	3.3	1.9	0.1	0.0	0.0	0.0	0.0	0.0
Barbados	316	0.7	0.2	0.3	8.3	0.2	0.1	0.2	0.1	....	0.0	0.0	....
Belize	339	3.9	0.7	0.7	1.4	0.8	0.8	0.2	0.1	0.0	0.0	0.0	0.0
Bermuda	319	0.5	0.1	0.2	0.1	0.1	0.4	0.0	0.0	....	0.0	....	0.0
Bolivia	218	23.2	3.0	11.1	36.9	13.7	4.8	15.5	4.0	2.4	2.0	2.2	1.3
Brazil	223	719.5	202.1	140.1	162.8	167.5	155.5	180.3	41.2	57.2	33.0	35.1	37.2
Chile	228	177.8	36.4	50.9	44.5	65.5	42.8	78.3	21.4	20.2	15.5	19.8	21.0
Colombia	233	133.8	30.5	31.7	21.2	27.2	33.2	3.5	0.7	0.5	1.0	7.2	0.6
Costa Rica	238	22.3	5.1	5.9	6.3	7.4	5.4	0.7	0.2	0.3	0.1	0.1	0.3
Curacao	354	4.8	0.5	1.4	0.2	0.5	0.3	0.0	....	0.0	....	....	0.0
Dominica	321	0.3	....	0.0	0.3	0.1	0.0	0.0	....	0.0	....	....	....
Dominican Republic	243	11.4	4.2	2.6	2.5	3.5	5.2	0.6	0.1	0.1	0.1	0.2	0.2
Ecuador	248	45.4	14.6	7.7	8.7	12.7	7.0	1.1	0.1	0.2	0.4	0.2	0.1
El Salvador	253	7.2	1.8	2.1	1.9	2.5	1.1	0.8	0.4	0.2	0.1	0.0	0.1
Falkland Islands	323	0.0	....	....	0.0	....	0.2	....	....	....	....	....	....
Greenland	326	0.2	0.0	0.1	0.0	0.1	0.1	0.0	0.0	....	....	....	....
Grenada	328	0.0	0.0	0.0	0.0	0.0	0.0	....	....	....	0.0	....	....
Guatemala	258	23.2	6.6	4.7	5.6	4.6	5.0	1.4	0.9	0.1	0.5	0.1	0.2
Guyana	336	0.8	0.0	0.3	0.2	0.1	0.1	0.6	0.0	0.0	0.0	....	0.0
Haiti	263	1.2	0.1	0.4	0.2	0.5	0.4	0.0	0.0	0.0	0.0	0.0	0.0
Honduras	268	7.3	0.9	3.0	0.9	1.9	4.9	3.1	0.8	0.7	0.6	0.6	0.9
Jamaica	343	3.4	1.2	0.8	0.8	0.3	0.6	0.1	0.0	0.0	0.0	0.0	0.0
Mexico	273	858.4	217.6	259.2	272.3	259.3	274.5	445.9	36.2	110.2	96.5	92.4	45.0
Montserrat	351	0.0	0.0	....	....	0.0	0.0	0.0	0.0	0.0	0.0	0.0	0.0
Nicaragua	278	2.6	0.7	0.7	0.7	0.4	0.5	0.3	0.0	0.1	0.1	0.6	0.2
Panama	283	22.4	7.0	7.0	7.0	7.0	6.2	0.8	0.1	0.3	0.2	0.5	0.1
Paraguay	288	10.4	3.1	2.4	3.7	3.1	3.3	1.6	0.5	0.3	0.1	1.2	0.3
Peru	293	99.4	26.0	24.0	23.1	27.3	17.8	17.3	5.3	3.8	6.8	6.3	9.0
Sint Maarten	352	5.4	4.0	0.2	0.4	0.3	0.1	0.0	0.0	0.0	0.0	0.0	0.0
St. Kitts and Nevis	361	0.1	0.0	0.0	0.1	0.0	0.0	0.0	0.0	....	....	....	....
St. Lucia	362	1.1	0.4	0.3	0.1	0.0	0.0	0.0	....	0.0	0.0	....	....
St. Vincent & Grens.	364	0.5	0.0	0.1	0.5	0.1	0.7	0.0	....	0.0	....	....	0.0
Suriname	366	3.7	0.3	0.2	0.1	0.8	0.1	0.0	....	0.0	0.0	0.0	0.0
Trinidad and Tobago	369	10.1	3.1	2.0	1.0	1.3	2.1	0.1	0.0	0.0	0.0	0.0	0.6
Uruguay	298	25.5	10.1	5.7	3.1	5.0	5.2	62.5	15.4	13.3	16.8	18.3	20.0
Venezuela, Rep. Bol.	299	153.5	24.9	101.3	31.1	8.5	6.7	0.4	0.0	0.1	0.0	0.5	0.0
Western Hem. n.s.	399	2.1	0.4	0.6	1.2	0.6	0.8	0.1	0.0	0.0	0.0	8.9	0.0
<b>Other Countries n.i.e</b>	<b>910</b>	<b>11.0</b>	<b>1.9</b>	<b>1.6</b>	<b>4.7</b>	<b>3.8</b>	<b>1.3</b>	<b>2.2</b>	<b>0.6</b>	<b>0.6</b>	<b>0.8</b>	<b>0.4</b>	<b>0.6</b>
Cuba	928	10.9	1.8	1.5	2.6	3.8	1.3	2.1	0.5	0.6	0.5	0.4	0.3
Korea, Dem. People's Rep.	954	0.2	0.0	0.1	2.1	0.0	....	0.1	0.1	0.0	0.3	....	0.3
<b>Special Categories</b>	<b>899</b>	<b>97.8</b>	<b>27.9</b>	<b>19.1</b>	<b>13.3</b>	<b>19.2</b>	<b>21.5</b>	<b>....</b>	<b>....</b>	<b>....</b>	<b>....</b>	<b>....</b>	<b>....</b>
<b>Countries &amp; Areas n.s.</b>	<b>898</b>	<b>....</b>	<b>....</b>	<b>....</b>	<b>....</b>	<b>....</b>	<b>0.0</b>	<b>....</b>	<b>....</b>	<b>....</b>	<b>....</b>	<b>....</b>	<b>0.0</b>
<b>Memorandum Items</b>													
Africa	605	1,582.1	418.4	417.7	310.1	373.3	366.6	1,130.9	276.1	320.3	200.7	168.8	155.6
Middle East	405	3,116.0	744.8	794.2	680.6	718.7	568.6	1,210.4	353.5	317.2	220.6	248.0	333.5
European Union	998	106,971.4	26,487.8	27,440.9	26,518.2	28,260.9	26,363.5	119,751.0	30,300.4	30,594.9	29,623.2	31,610.3	30,465.9
Export earnings: fuel	080	6,872.7	1,674.4	1,823.5	1,303.2	1,457.9	1,212.1	5,444.8	1,596.8	1,280.8	952.6	891.5	1,306.3
Export earnings: nonfuel	092	145,855.4	36,648.6	37,143.7	35,857.1	38,372.5	36,360.3	150,601.0	37,924.5	38,273.2	37,854.3	38,918.2	37,609.9



# Azerbaijan, Republic of (912)

In Millions of U.S. Dollars

		Exports (FOB)						Imports (CIF)					
		2015	2015Q3	2015Q4	2016Q1	2016Q2	2016Q3	2015	2015Q3	2015Q4	2016Q1	2016Q2	2016Q3
IFS World		14,500.0	....	....	....	....	....	9,400.0	....	....	....	....	....
World	001	11,476.6	2,816.0	2,341.0	1,965.2	2,138.3	2,378.3	9,199.7	2,924.8	1,895.9	1,365.2	1,599.8	1,733.8
Advanced Economies	110	8,115.6	1,996.4	1,648.2	1,371.3	1,491.9	1,660.5	4,733.9	1,511.1	980.3	711.4	829.0	895.8
Euro Area	163	5,900.9	1,516.1	1,278.2	1,051.3	1,141.4	1,271.4	2,037.8	661.2	431.2	307.9	359.7	388.4
Austria	122	407.3	107.3 r	89.4 r	79.2 r	79.3 r	79.5 r	118.4	39.9 r	26.2 r	18.3 r	21.3 r	22.9 r
Belgium	124	13.0	3.4 r	2.9 r	2.5 r	2.5 r	2.5 r	80.1	21.1 r	13.0 r	9.7 r	12.1 r	13.8 r
Cyprus	423	0.0	0.0 r	0.0 r	0.0 r	0.0 r	0.0 r	9.8	2.4 r	2.4 r	2.4 r	2.4 r	2.4 r
Estonia	939	0.3	0.1 r	0.1 r	0.0 r	0.0 r	0.1 r	5.7	1.7 r	1.1 r	1.0 r	1.1 r	1.1 r
Finland	172	0.2	0.0 r	0.0 r	0.0 r	0.0 r	0.0 r	34.5	10.4 r	6.7 r	6.4 r	6.6 r	6.7 r
France	132	864.2	261.3 r	225.7 r	165.6 r	177.7 r	196.9 r	212.3	69.1 r	45.1 r	31.8 r	37.4 r	40.5 r
Germany	134	1,224.0	320.0 r	265.9 r	203.7 r	228.8 r	263.7 r	690.1	222.6 r	144.5 r	101.9 r	120.0 r	130.2 r
Greece	174	145.7	48.5 r	40.5 r	26.2 r	24.5 r	23.6 r	16.2	4.9 r	3.1 r	2.2 r	2.7 r	3.0 r
Ireland	178	52.2	13.1 r	13.1 r	13.1 r	13.1 r	13.1 r	11.9	4.2 r	2.8 r	1.9 r	2.2 r	2.4 r
Italy	136	2,254.3	614.3 r	517.3 r	391.9 r	435.3 r	496.8 r	588.0	203.1 r	134.0 r	93.1 r	107.9 r	115.2 r
Latvia	941	0.8	0.2 r	0.2 r	0.1 r	0.2 r	0.2 r	8.3	2.7 r	1.8 r	1.3 r	1.5 r	1.6 r
Lithuania	946	0.5	0.2 r	0.2 r	0.1 r	0.1 r	0.1 r	26.9	10.0 r	6.6 r	4.5 r	5.1 r	5.4 r
Luxembourg	137	0.2	0.0 r	0.0 r	0.0 r	0.0 r	0.0 r	8.8	2.6 r	1.7 r	1.2 r	1.5 r	1.6 r
Malta	181	141.9	37.4 r	31.2 r	23.8 r	26.7 r	30.7 r	0.1	0.0 r	0.0 r	0.0 r	0.0 r	0.0 r
Netherlands	138	101.8	26.8 r	22.3 r	19.3 r	19.7 r	20.3 r	102.8	26.8 r	16.5 r	12.4 r	15.5 r	17.8 r
Portugal	182	368.9	....	....	61.9 r	69.4 r	79.8 r	26.2	7.9 r	5.0 r	4.8 r	5.0 r	5.1 r
Slovak Republic	936	0.1	0.0 r	0.0 r	0.0 r	0.0 r	0.0 r	21.6	6.5 r	4.2 r	3.0 r	3.6 r	4.0 r
Slovenia	961	9.4	....	....	2.4 r	2.4 r	2.4 r	14.6	4.4 r	2.8 r	2.6 r	2.7 r	2.8 r
Spain	184	316.1	83.3 r	69.4 r	61.5 r	61.5 r	61.7 r	61.6	20.9 r	13.7 r	9.5 r	11.1 r	11.9 r
Australia	193	0.6	0.2 r	0.1 r	0.1 r	0.1 r	0.1 r	9.1	3.2 r	2.1 r	1.5 r	1.7 r	1.8 r
Canada	156	223.7	58.9 r	49.1 r	43.6 r	43.6 r	43.6 r	16.6	4.1 r	2.5 r	1.9 r	2.4 r	2.8 r
China,P.R.: Hong Kong	532	0.6	0.1 r	0.1 r	0.1 r	0.1 r	0.1 r	2.0	0.6 r	0.4 r	0.3 r	0.3 r	0.4 r
Czech Republic	935	549.5	144.8 r	120.6 r	107.0 r	107.1 r	107.1 r	58.4	17.6 r	11.2 r	10.4 r	10.9 r	11.3 r
Denmark	128	0.1	0.0 r	0.0 r	0.0 r	0.0 r	0.0 r	16.6	5.2 r	3.3 r	2.4 r	2.8 r	3.1 r
Iceland	176	0.0	0.0 r	0.0 r	0.0 r	0.0 r	0.0 r	1.1	0.3 r	0.2 r	0.2 r	0.2 r	0.2 r
Israel	436	801.5	83.5 r	31.9 r	43.3 r	71.7 r	104.6 r	24.9	1.9 r	0.3 r	0.8 r	1.8 r	2.7 r
Japan	158	0.9	0.2 r	0.2 r	0.2 r	0.2 r	0.2 r	558.1	184.4 r	120.6 r	84.7 r	99.3 r	107.3 r
Korea, Republic of	542	0.0	0.0 r	0.0 r	0.0 r	0.0 r	0.0 r	133.9	42.3 r	27.4 r	19.4 r	23.0 r	25.1 r
New Zealand	196	....	....	....	....	....	....	17.5	5.8 r	3.8 r	2.6 r	3.1 r	3.3 r
Norway	142	1.2	0.3 r	0.3 r	0.2 r	0.2 r	0.2 r	144.3	43.5 r	27.8 r	26.9 r	27.7 r	28.2 r
Singapore	576	0.3	0.1 r	0.1 r	0.0 r	0.1 r	0.1 r	103.5	31.2 r	19.9 r	19.0 r	19.7 r	20.1 r
Sweden	144	0.1	0.0 r	0.0 r	0.0 r	0.0 r	0.0 r	80.1	24.1 r	15.4 r	11.1 r	13.3 r	14.7 r
Switzerland	146	96.8	25.5 r	21.2 r	16.2 r	18.2 r	21.0 r	99.2	29.9 r	19.1 r	13.7 r	16.5 r	18.2 r
Taiwan Prov.of China	528	112.5	28.1 r	28.1 r	28.1 r	28.1 r	28.1 r	29.2	10.7 r	7.1 r	4.9 r	5.5 r	5.8 r
United Kingdom	112	10.7	2.8 r	2.3 r	1.8 r	2.0 r	2.3 r	553.3	151.3 r	94.1 r	69.5 r	85.7 r	96.7 r
United States	111	416.3	135.7 r	115.7 r	79.2 r	79.0 r	81.6 r	848.2	293.8 r	193.9 r	134.3 r	155.3 r	165.6 r
<b>Emerg. &amp; Dev. Economies</b>	<b>200</b>	<b>3,360.2</b>	<b>819.5</b>	<b>692.6</b>	<b>593.8</b>	<b>646.3</b>	<b>717.6</b>	<b>4,465.7</b>	<b>1,413.7</b>	<b>915.6</b>	<b>653.8</b>	<b>770.7</b>	<b>838.0</b>
<b>Emerg. &amp; Dev. Asia</b>	<b>505</b>	<b>1,075.8</b>	<b>277.0</b>	<b>250.7</b>	<b>227.0</b>	<b>233.8</b>	<b>243.1</b>	<b>695.8</b>	<b>217.5</b>	<b>140.2</b>	<b>100.8</b>	<b>118.9</b>	<b>129.6</b>
Bangladesh	513	....	....	....	....	....	....	2.2	0.7 r	0.4 r	0.4 r	0.4 r	0.4 r
Cambodia	522	....	....	....	....	....	....	0.2	0.1 r	0.0 r	0.0 r	0.0 r	0.0 r
China,P.R.: Mainland	924	53.2	14.0 r	11.7 r	8.9 r	10.0 r	11.5 r	511.9	160.2 r	103.3 r	73.3 r	87.1 r	95.1 r
Fiji	819	....	....	....	....	....	....	0.0	0.0 r	0.0 r	0.0 r	0.0 r	0.0 r
India	534	270.2	71.2 r	59.3 r	52.5 r	52.6 r	52.8 r	34.8	11.3 r	7.3 r	5.2 r	6.1 r	6.6 r
Indonesia	536	477.8	119.5 r	119.5 r	119.5 r	119.5 r	119.5 r	19.9	6.0 r	3.8 r	3.4 r	3.6 r	3.8 r
Kiribati	826	....	....	....	....	....	....	0.0	0.0 r	0.0 r	0.0 r	0.0 r	0.0 r
Malaysia	548	11.2	2.9 r	2.4 r	1.9 r	2.1 r	2.4 r	77.8	23.4 r	15.0 r	10.8 r	12.9 r	14.3 r
Maldives	556	....	....	....	....	....	....	0.0	0.0 r	0.0 r	0.0 r	0.0 r	0.0 r
Mongolia	948	0.2	....	....	0.0 r	0.0 r	0.0 r	....	....	....	....	....	....
Myanmar	518	....	....	....	....	....	....	0.0	0.0 r	0.0 r	0.0 r	0.0 r	0.0 r
Nepal	558	0.1	0.0 r	0.0 r	0.0 r	0.0 r	0.0 r	....	....	....	....	....	....
Papua New Guinea	853	0.0	0.0 r	0.0 r	0.0 r	0.0 r	0.0 r	....	....	....	....	....	....
Philippines	566	0.1	0.0 r	0.0 r	0.0 r	0.0 r	0.0 r	0.7	0.2 r	0.1 r	0.1 r	0.1 r	0.1 r
Sri Lanka	524	....	....	....	....	....	....	14.6	4.5 r	2.9 r	2.1 r	2.5 r	2.7 r
Thailand	578	259.1	68.3 r	56.9 r	43.5 r	48.8 r	56.1 r	23.9	8.2 r	5.4 r	3.7 r	4.3 r	4.6 r
Vietnam	582	3.9	1.0 r	0.9 r	0.8 r	0.8 r	0.8 r	9.7	2.9 r	1.9 r	1.8 r	1.8 r	1.9 r
Asia n.s.	598	....	....	....	....	....	....	0.0	0.0 r	0.0 r	0.0 r	0.0 r	0.0 r

# Azerbaijan, Republic of (912)

In Millions of U.S. Dollars

		Exports (FOB)						Imports (CIF)					
		2015	2015Q3	2015Q4	2016Q1	2016Q2	2016Q3	2015	2015Q3	2015Q4	2016Q1	2016Q2	2016Q3
<b>Europe</b>	170	<b>1,542.7</b>	<b>352.3</b>	<b>284.0</b>	<b>242.7</b>	<b>273.5</b>	<b>314.7</b>	<b>3,382.5</b>	<b>1,076.7</b>	<b>697.6</b>	<b>493.7</b>	<b>583.7</b>	<b>635.3</b>
<b>Emerg. &amp; Dev. Europe</b>	903	<b>677.5</b>	<b>156.4</b>	<b>130.2</b>	<b>122.6</b>	<b>133.0</b>	<b>147.5</b>	<b>1,373.1</b>	<b>430.5</b>	<b>278.2</b>	<b>197.7</b>	<b>234.7</b>	<b>256.3</b>
Albania	914	....	....	....	....	....	....	0.0	0.0 r	0.0 r	0.0 r	0.0 r	0.0 r
Bosnia and Herzegovina	963	0.0	....	....	0.0 r	0.0 r	0.0 r	0.5	0.1 r	0.1 r	0.1 r	0.1 r	0.1 r
Bulgaria	918	0.5	....	....	0.1 r	0.1 r	0.1 r	12.7	3.8 r	2.4 r	1.8 r	2.1 r	2.3 r
Croatia	960	199.2	52.5 r	43.7 r	33.4 r	37.5 r	43.1 r	1.4	0.4 r	0.3 r	0.3 r	0.3 r	0.3 r
Gibraltar	823	82.7	....	....	20.7 r	20.7 r	20.7 r	0.0	0.0 r	0.0 r	0.0 r	0.0 r	0.0 r
Hungary	944	0.2	0.1 r	0.1 r	0.0 r	0.0 r	0.1 r	27.7	9.3 r	6.1 r	4.3 r	5.0 r	5.4 r
Montenegro	943	0.0	....	....	0.0 r	0.0 r	0.0 r	0.0	0.0 r	0.0 r	0.0 r	0.0 r	0.0 r
Poland	964	6.5	1.5 r	1.2 r	1.0 r	1.1 r	1.3 r	90.7	31.8 r	21.0 r	14.5 r	16.8 r	17.8 r
Romania	968	83.9	22.1 r	18.4 r	16.3 r	16.3 r	16.4 r	64.7	19.5 r	12.5 r	9.0 r	10.8 r	11.9 r
Turkey	186	304.3	80.2 r	66.8 r	51.1 r	57.3 r	65.9 r	1,171.4	365.5 r	235.7 r	167.8 r	199.7 r	218.5 r
<b>CIS</b>	901	<b>865.2</b>	<b>195.9</b>	<b>153.8</b>	<b>120.1</b>	<b>140.5</b>	<b>167.2</b>	<b>2,009.4</b>	<b>646.2</b>	<b>419.4</b>	<b>296.0</b>	<b>349.0</b>	<b>379.0</b>
Belarus	913	10.0	2.2 r	1.7 r	1.4 r	1.6 r	2.0 r	83.6	27.0 r	17.5 r	12.3 r	14.5 r	15.8 r
Georgia	915	366.0	67.1 r	47.2 r	40.4 r	50.5 r	63.2 r	68.0	23.4 r	15.4 r	10.7 r	12.3 r	13.2 r
Kazakhstan	916	18.0	4.8 r	4.1 r	3.1 r	3.4 r	3.9 r	98.9	26.9 r	16.8 r	12.4 r	15.4 r	17.5 r
Kyrgyz Republic	917	6.6	1.7 r	1.4 r	1.1 r	1.2 r	1.4 r	1.6	0.5 r	0.3 r	0.2 r	0.3 r	0.3 r
Moldova	921	0.4	0.1 r	0.1 r	0.1 r	0.1 r	0.1 r	3.6	1.1 r	0.7 r	0.5 r	0.6 r	0.7 r
Russian Federation	922	416.8	109.0 r	90.6 r	69.4 r	78.0 r	89.9 r	1,437.9	471.4 r	307.3 r	215.7 r	253.0 r	273.4 r
Turkmenistan	925	13.1	3.5 r	2.9 r	....	....	....	....	....	....	....	....	....
Ukraine	926	23.5	4.8 r	3.6 r	3.0 r	3.6 r	4.4 r	309.7	94.1 r	60.3 r	43.2 r	51.8 r	57.1 r
Uzbekistan	927	10.9	2.6 r	2.1 r	1.7 r	1.9 r	2.3 r	6.2	1.9 r	1.2 r	0.9 r	1.0 r	1.1 r
<b>Mid East, N Africa, Pak</b>	440	<b>740.3</b>	<b>189.9</b>	<b>157.6</b>	<b>123.7</b>	<b>138.7</b>	<b>159.5</b>	<b>182.9</b>	<b>58.4</b>	<b>37.9</b>	<b>27.1</b>	<b>31.7</b>	<b>34.3</b>
Afghanistan, I.R. of	512	208.4	54.9 r	45.8 r	35.0 r	39.2 r	45.1 r	....	....	....	....	....	....
Algeria	612	0.1	0.0 r	0.0 r	0.0 r	0.0 r	0.0 r	0.1	0.0 r	0.0 r	0.0 r	0.0 r	0.0 r
Bahrain, Kingdom of	419	0.0	0.0 r	0.0 r	0.0 r	0.0 r	0.0 r	0.3	0.1 r	0.1 r	0.1 r	0.1 r	0.1 r
Egypt	469	0.1	0.0 r	0.0 r	0.0 r	0.0 r	0.0 r	3.6	1.0 r	0.6 r	0.5 r	0.6 r	0.6 r
Iran, I.R. of	429	33.3	6.6 r	4.8 r	4.0 r	4.9 r	6.0 r	90.5	30.5 r	19.9 r	13.9 r	16.1 r	17.2 r
Iraq	433	187.5	49.4 r	41.2 r	31.5 r	35.3 r	40.6 r	0.2	0.1 r	0.1 r	0.1 r	0.1 r	0.1 r
Jordan	439	0.0	0.0 r	0.0 r	0.0 r	0.0 r	0.0 r	0.7	0.2 r	0.1 r	0.1 r	0.1 r	0.1 r
Kuwait	443	0.0	0.0 r	0.0 r	0.0 r	0.0 r	0.0 r	3.9	1.2 r	0.7 r	0.5 r	0.6 r	0.7 r
Lebanon	446	11.4	....	....	2.8 r	2.8 r	2.8 r	0.9	0.3 r	0.2 r	0.1 r	0.2 r	0.2 r
Libya	672	0.8	0.2 r	0.2 r	0.2 r	0.2 r	0.2 r	0.0	0.0 r	0.0 r	0.0 r	0.0 r	0.0 r
Mauritania	682	0.0	0.0 r	0.0 r	0.0 r	0.0 r	0.0 r	....	....	....	....	....	....
Morocco	686	0.1	....	....	0.0 r	0.0 r	0.0 r	4.6	1.4 r	0.9 r	0.9 r	0.9 r	0.9 r
Oman	449	0.0	0.0 r	0.0 r	0.0 r	0.0 r	0.0 r	0.1	0.0 r	0.0 r	0.0 r	0.0 r	0.0 r
Pakistan	564	0.3	0.1 r	0.1 r	0.1 r	0.1 r	0.1 r	1.7	0.6 r	0.4 r	0.3 r	0.3 r	0.3 r
Qatar	453	0.5	0.1 r	0.1 r	0.1 r	0.1 r	0.1 r	0.0	0.0 r	0.0 r	0.0 r	0.0 r	0.0 r
Saudi Arabia	456	0.2	0.0 r	0.0 r	0.0 r	0.0 r	0.0 r	9.1	2.3 r	1.4 r	1.0 r	1.3 r	1.5 r
Sudan	732	0.0	0.0 r	0.0 r	0.0 r	0.0 r	0.0 r	....	....	....	....	....	....
Syrian Arab Republic	463	....	....	....	....	....	....	0.1	0.0 r	0.0 r	0.0 r	0.0 r	0.0 r
Tunisia	744	291.7	76.9 r	64.0 r	49.0 r	54.9 r	63.1 r	0.5	0.1 r	0.1 r	0.1 r	0.1 r	0.1 r
United Arab Emirates	466	5.7	1.6 r	1.3 r	1.0 r	1.1 r	1.3 r	66.7	20.7 r	13.3 r	9.5 r	11.3 r	12.4 r
<b>Sub-Saharan Africa</b>	603	<b>1.0</b>	<b>0.3</b>	<b>0.2</b>	<b>0.2</b>	<b>0.2</b>	<b>0.2</b>	<b>4.6</b>	<b>1.3</b>	<b>1.0</b>	<b>1.0</b>	<b>1.0</b>	<b>1.0</b>
Angola	614	0.1	0.0 r	0.0 r	0.0 r	0.0 r	0.0 r	....	....	....	....	....	....
Botswana	616	....	....	....	....	....	....	0.0	0.0 r	0.0 r	0.0 r	0.0 r	0.0 r
Cabo Verde	624	....	....	....	....	....	....	0.0	0.0 r	0.0 r	0.0 r	0.0 r	0.0 r
Cameroon	622	0.0	0.0 r	0.0 r	0.0 r	0.0 r	0.0 r	....	....	....	....	....	....
Congo, Republic of	634	0.6	0.1 r	0.1 r	0.1 r	0.1 r	0.1 r	....	....	....	....	....	....
Côte d'Ivoire	662	0.0	0.0 r	0.0 r	0.0 r	0.0 r	0.0 r	0.0	0.0 r	0.0 r	0.0 r	0.0 r	0.0 r
Ethiopia	644	....	....	....	....	....	....	0.0	0.0 r	0.0 r	0.0 r	0.0 r	0.0 r
Gabon	646	0.1	0.0 r	0.0 r	0.0 r	0.0 r	0.0 r	....	....	....	....	....	....
Ghana	652	0.2	0.1 r	0.1 r	0.1 r	0.1 r	0.1 r	....	....	....	....	....	....
Guinea	656	0.0	0.0 r	0.0 r	0.0 r	0.0 r	0.0 r	....	....	....	....	....	....
Kenya	664	0.0	0.0 r	0.0 r	0.0 r	0.0 r	0.0 r	0.0	0.0 r	0.0 r	0.0 r	0.0 r	0.0 r
Madagascar	674	....	....	....	....	....	....	0.1	0.0 r	0.0 r	0.0 r	0.0 r	0.0 r
Malawi	676	....	....	....	....	....	....	0.1	0.0 r	0.0 r	0.0 r	0.0 r	0.0 r
Mali	678	....	....	....	....	....	....	0.0	0.0 r	0.0 r	0.0 r	0.0 r	0.0 r
Mauritius	684	....	....	....	....	....	....	0.0	0.0 r	0.0 r	0.0 r	0.0 r	0.0 r
Mozambique	688	0.0	0.0 r	0.0 r	0.0 r	0.0 r	0.0 r	0.0	0.0 r	0.0 r	0.0 r	0.0 r	0.0 r

# Azerbaijan, Republic of (912)

In Millions of U.S. Dollars

		Exports (FOB)						Imports (CIF)					
		2015	2015Q3	2015Q4	2016Q1	2016Q2	2016Q3	2015	2015Q3	2015Q4	2016Q1	2016Q2	2016Q3
Namibia	728	....	....	....	....	....	....	0.0	0.0 r	0.0 r	0.0 r	0.0 r	0.0 r
Niger	692	....	....	....	....	....	....	0.0	0.0 r	0.0 r	0.0 r	0.0 r	0.0 r
Nigeria	694	0.0	0.0 r	0.0 r	0.0 r	0.0 r	0.0 r	0.0	0.0 r	0.0 r	0.0 r	0.0 r	0.0 r
São Tomé & Príncipe	716	....	....	....	....	....	....	0.0	....	....	0.0 r	0.0 r	0.0 r
Seychelles	718	....	....	....	....	....	....	0.1	0.0 r	0.0 r	0.0 r	0.0 r	0.0 r
Sierra Leone	724	....	....	....	....	....	....	0.1	0.0 r	0.0 r	0.0 r	0.0 r	0.0 r
South Africa	199	0.0	....	....	0.0 r	0.0 r	0.0 r	3.0	0.9 r	0.6 r	0.6 r	0.6 r	0.6 r
Swaziland	734	....	....	....	....	....	....	0.5	0.1 r	0.1 r	0.1 r	0.1 r	0.1 r
Tanzania	738	....	....	....	....	....	....	0.5	0.1 r	0.1 r	0.1 r	0.1 r	0.1 r
Uganda	746	....	....	....	....	....	....	0.0	0.0 r	0.0 r	0.0 r	0.0 r	0.0 r
<b>Western Hemisphere</b>	<b>205</b>	<b>0.5</b>	<b>0.1</b>	<b>0.1</b>	<b>0.1</b>	<b>0.1</b>	<b>0.1</b>	<b>200.0</b>	<b>59.8</b>	<b>39.0</b>	<b>31.3</b>	<b>35.4</b>	<b>37.9</b>
Argentina	213	0.0	0.0 r	0.0 r	0.0 r	0.0 r	0.0 r	15.2	4.6 r	2.9 r	2.8 r	2.9 r	3.0 r
Aruba	314	0.0	....	....	0.0 r	0.0 r	0.0 r	....	....	....	....	....	....
Bahamas, The	313	....	....	....	....	....	....	0.0	0.0 r	0.0 r	0.0 r	0.0 r	0.0 r
Belize	339	....	....	....	....	....	....	0.1	0.0 r	0.0 r	0.0 r	0.0 r	0.0 r
Bermuda	319	0.0	....	....	0.0 r	0.0 r	0.0 r	....	....	....	....	....	....
Brazil	223	0.2	0.1 r	0.0 r	0.0 r	0.0 r	0.0 r	119.7	36.1 r	23.1 r	16.6 r	19.9 r	22.0 r
Chile	228	....	....	....	....	....	....	1.7	0.5 r	0.3 r	0.2 r	0.3 r	0.3 r
Colombia	233	0.1	0.0 r	0.0 r	0.0 r	0.0 r	0.0 r	0.5	0.1 r	0.1 r	0.1 r	0.1 r	0.1 r
Dominican Republic	243	....	....	....	....	....	....	0.1	0.0 r	0.0 r	0.0 r	0.0 r	0.0 r
Ecuador	248	0.0	0.0 r	0.0 r	0.0 r	0.0 r	0.0 r	18.5	5.6 r	3.6 r	3.5 r	3.6 r	3.6 r
El Salvador	253	....	....	....	....	....	....	0.0	0.0 r	0.0 r	0.0 r	0.0 r	0.0 r
Guatemala	258	....	....	....	....	....	....	0.0	0.0 r	0.0 r	0.0 r	0.0 r	0.0 r
Guyana	336	....	....	....	....	....	....	0.1	0.0 r	0.0 r	0.0 r	0.0 r	0.0 r
Haiti	263	....	....	....	....	....	....	0.0	0.0 r	0.0 r	0.0 r	0.0 r	0.0 r
Honduras	268	....	....	....	....	....	....	0.0	0.0 r	0.0 r	0.0 r	0.0 r	0.0 r
Jamaica	343	0.0	0.0 r	0.0 r	0.0 r	0.0 r	0.0 r	14.0	4.2 r	2.7 r	1.9 r	2.3 r	2.6 r
Mexico	273	0.0	0.0 r	0.0 r	0.0 r	0.0 r	0.0 r	22.2	6.7 r	4.3 r	4.1 r	4.3 r	4.3 r
Netherlands Antilles	353	....	....	....	....	....	....	0.0	....	....	0.0 r	0.0 r	0.0 r
Panama	283	0.1	....	....	0.0 r	0.0 r	0.0 r	....	....	....	....	....	....
Paraguay	288	....	....	....	....	....	....	0.1	0.0 r	0.0 r	0.0 r	0.0 r	0.0 r
Peru	293	0.0	0.0 r	0.0 r	0.0 r	0.0 r	0.0 r	0.0	0.0 r	0.0 r	0.0 r	0.0 r	0.0 r
St. Kitts and Nevis	361	....	....	....	....	....	....	0.0	....	....	0.0 r	0.0 r	0.0 r
Trinidad and Tobago	369	0.0	0.0 r	0.0 r	0.0 r	0.0 r	0.0 r	....	....	....	....	....	....
Uruguay	298	....	....	....	....	....	....	0.2	0.1 r	0.0 r	0.0 r	0.0 r	0.0 r
Venezuela, Rep. Bol.	299	0.1	0.0 r	0.0 r	0.0 r	0.0 r	0.0 r	7.6	1.9 r	1.9 r	1.9 r	1.9 r	1.9 r
Western Hem. n.s.	399	....	....	....	....	....	....	0.0	0.0 r	0.0 r	0.0 r	0.0 r	0.0 r
<b>Other Countries n.i.e</b>	<b>910</b>	<b>0.0</b>	<b>0.0</b>	<b>0.0</b>	<b>0.0</b>	<b>0.0</b>	<b>0.0</b>	<b>0.1</b>	<b>0.0</b>	<b>0.0</b>	<b>0.0</b>	<b>0.0</b>	<b>0.0</b>
Cuba	928	0.0	0.0 r	0.0 r	0.0 r	0.0 r	0.0 r	0.1	0.0 r	0.0 r	0.0 r	0.0 r	0.0 r
Korea, Dem. People's Rep.	954	....	....	....	....	....	....	0.0	0.0 r	0.0 r	0.0 r	0.0 r	0.0 r
<b>Countries &amp; Areas n.s.</b>	<b>898</b>	<b>0.8</b>	<b>0.2 r</b>	<b>0.2 r</b>	<b>0.1 r</b>	<b>0.2 r</b>	<b>0.2 r</b>	<b>....</b>	<b>....</b>	<b>....</b>	<b>....</b>	<b>....</b>	<b>....</b>
<b>Memorandum Items</b>													
Africa	605	293.0	77.2	64.3	49.2	55.2	63.4	9.7	2.8	1.9	2.0	2.0	2.0
Middle East	405	239.6	58.0	47.7	39.7	44.5	51.1	176.0	56.3	36.5	25.8	30.4	33.0
European Union	998	6,751.7	1,739.9	1,464.7	1,211.1	1,305.6	1,441.8	2,943.5	924.1	597.6	431.0	507.3	551.8
Export earnings: fuel	080	677.0	175.5	145.4	109.5	123.3	142.3	1,734.1	560.7	365.2	258.8	303.6	328.5
Export earnings: nonfuel	092	10,799.7	2,640.6	2,195.6	1,855.7	2,015.0	2,236.0	7,465.5	2,364.1	1,530.7	1,106.5	1,296.2	1,405.3

# Bahamas, The (313)

In Millions of U.S. Dollars

		Exports (FOB)						Imports (CIF)					
		2015	2015Q3	2015Q4	2016Q1	2016Q2	2016Q3	2015	2015Q3	2015Q4	2016Q1	2016Q2	2016Q3
IFS World		....	....	....	....	....	....	....	....	....	....	....	....
World	001	697.3	154.9	156.1	117.4	149.4	123.2	3,164.2	792.4	795.3	613.3	802.5	636.4
Advanced Economies	110	420.2	84.9	89.5	62.0	90.9	65.3	2,811.5	686.9	735.4	561.4	703.0	592.8
Euro Area	163	36.7	19.3	11.4	4.9	5.0	2.0	100.0	22.5	30.0	23.8	46.4	28.4
Austria	122	0.0	0.0 r	0.0 r	0.0 r	0.0 r	0.0 r	0.3	0.1 r	0.1 r	0.1 r	0.1 r	0.1 r
Belgium	124	0.0	0.0 r	0.0 r	0.0 r	0.0 r	0.0 r	4.7	0.8 r	0.7 r	1.0 r	1.3 r	0.9 r
Cyprus	423	....	....	....	....	....	....	0.1	0.0 r	0.1 r	0.0 r	0.0 r	0.0 r
Estonia	939	....	....	....	....	0.0 e	0.0 e	0.9 e	0.2 e	0.6 e	0.1 e	0.6 e	0.8 e
Finland	172	14.1	13.3 r	0.1 r	0.0 r	0.2 r	0.0 r	3.7	0.5 r	1.3 r	1.0 r	3.7 r	1.4 r
France	132	19.4	5.2 r	10.0 r	0.5 r	3.9 r	0.9 r	32.0	4.6 r	11.9 r	10.7 r	16.1 r	8.9 r
Germany	134	0.3	0.2 r	0.1 r	0.0 r	0.1 r	0.3 r	12.2	1.8 r	2.9 r	3.2 r	2.8 r	2.9 r
Greece	174	0.4	0.0 r	0.2 r	0.1 r	0.2 r	0.1 r	0.3	0.1 r	0.1 r	0.0 r	0.1 r	0.2 r
Ireland	178	0.7	0.0 r	0.5 r	0.1 r	0.2 r	0.0 r	2.1	0.6 r	0.5 r	0.5 r	0.4 r	0.4 r
Italy	136	0.3	0.1 r	0.0 r	0.0 r	0.1 r	0.0 r	7.9	3.6 r	1.1 r	0.7 r	0.5 r	1.6 r
Latvia	941	0.0 e	....	....	....	....	....	0.0	0.0 r	0.0 r	0.0 r	0.0 r	0.0 r
Lithuania	946	....	....	....	....	....	0.0 e	0.5 e	0.1 e	0.1 e	0.1 e	0.0 e	0.1 e
Luxembourg	137	0.3 e	....	0.3 e	....	....	....	1.6	0.0 r	0.0 r	0.0 r	....	0.0 r
Malta	181	....	....	....	....	....	0.0 r	0.0	0.0 r	0.0 r	0.0 r	....	0.0 r
Netherlands	138	0.1	0.0 r	0.0 r	0.0 r	0.0 r	0.0 r	22.4	7.6 r	6.8 r	5.0 r	18.6 r	9.7 r
Portugal	182	0.0	0.0 r	0.0 r	0.0 r	0.0 r	0.0 r	4.8	0.8 r	2.7 r	1.2 r	0.7 r	0.9 r
Slovak Republic	936	....	....	....	....	....	....	0.1 e	0.1 e	0.0 e	....	0.2 e	0.0 e
Slovenia	961	0.0 e	....	0.0 e	....	0.0 e	....	....	....	....	....	....	....
Spain	184	1.1	0.4 r	0.2 r	4.1 r	0.3 r	0.6 r	6.2	1.6 r	1.4 r	0.1 r	1.3 r	0.6 r
Australia	193	2.0	0.3 r	0.6 r	0.3 r	0.4 r	0.0 r	0.5	0.1 r	0.1 r	0.3 r	0.2 r	0.0 r
Canada	156	5.5	0.2 r	2.1 r	0.6 r	1.1 r	0.6 r	25.4	4.1 r	15.6 r	7.4 r	2.9 r	5.5 r
China,P.R.: Hong Kong	532	0.5	0.2 r	0.3 r	0.3 r	0.1 r	0.2 r	4.3	1.1 r	0.7 r	2.6 r	0.2 r	4.9 r
China,P.R.: Macao	546	0.0 e	0.0 e	0.0 e	0.0 e	0.0 e	0.0 e	....	....	....	....	....	....
Czech Republic	935	0.0	....	....	....	....	....	0.1	0.0 r	0.0 r	0.0 r	0.0 r	0.0 r
Denmark	128	0.4	0.3 r	0.0 r	0.0 r	0.1 r	0.0 r	0.0	0.0 r	0.0 r	0.0 r	0.0 r	0.0 r
Iceland	176	....	....	....	0.0 r	....	....	0.0	0.0 r	0.0 r	....	0.0 r	0.0 r
Israel	436	....	....	....	....	....	....	0.2	0.1 r	0.0 r	0.1 r	0.1 r	....
Japan	158	0.1	0.0 r	0.1 r	0.0 r	0.0 r	0.0 r	35.8	6.2 r	13.0 r	16.5 r	20.7 r	3.7 r
Korea, Republic of	542	....	....	....	....	....	....	8.7	3.4 r	3.2 r	5.1 r	4.4 r	2.2 r
New Zealand	196	....	....	....	....	....	....	0.3	0.1 r	0.0 r	0.0 r	0.1 r	0.1 r
Norway	142	0.3	0.1 r	0.2 r	0.0 r	0.0 r	0.0 r	2.8	0.9 r	0.3 r	3.4 r	10.2 r	8.4 r
Singapore	576	0.0	0.0 r	0.0 r	0.0 r	0.0 r	0.0 r	2.6	0.6 r	0.6 r	0.4 r	0.5 r	0.5 r
Sweden	144	0.3	0.0 r	0.3 r	0.6 r	0.8 r	0.6 r	0.7	0.0 r	0.1 r	1.5 r	3.0 r	0.1 r
Switzerland	146	0.1	0.0 r	0.0 r	0.0 r	0.0 r	0.0 r	21.1	0.6 r	1.1 r	0.8 r	1.5 r	4.4 r
Taiwan Prov.of China	528	0.3 e	0.0 e	....	0.1 e	0.0 e	0.0 e	0.7 e	0.0 e	0.3 e	0.1 e	0.2 e	0.2 e
United Kingdom	112	6.1	1.4 r	0.9 r	1.6 r	1.8 r	1.8 r	20.6	2.2 r	3.2 r	3.3 r	4.5 r	3.8 r
United States	111	367.8	63.0 r	73.6 r	53.5 r	81.7 r	60.1 r	2,587.8	644.8 r	667.0 r	496.1 r	608.1 r	530.6 r
Emerg. & Dev. Economies	200	277.1	70.0	66.6	55.4	58.6	57.9	258.0	72.4	39.3	35.5	76.1	32.7
Emerg. & Dev. Asia	505	1.0	0.2	0.3	0.1	0.2	0.4	37.1	14.4	4.9	3.4	5.2	2.4
Cambodia	522	....	....	....	....	....	....	0.0 e	0.0 e	0.0 e	0.0 e	0.0 e	0.0 e
China,P.R.: Mainland	924	0.4	0.0 r	0.2 r	0.0 r	0.1 r	0.3 r	25.9	12.5 r	1.0 r	0.4 r	3.7 r	0.6 r
F.T. New Caledonia	839	0.0 e	0.0 e	0.0 e	0.0 e	0.0 e	0.0 e	....	....	....	....	....	....
India	534	0.0	0.0 r	0.0 r	0.0 r	0.0 r	0.0 r	4.1	0.3 r	3.0 r	0.4 r	0.3 r	0.6 r
Indonesia	536	....	....	....	....	....	....	0.8	0.2 r	0.1 r	0.2 r	0.5 r	0.2 r
Malaysia	548	....	....	....	....	....	....	0.2	0.0 r	0.0 r	0.0 r	0.0 r	0.0 r
Maldives	556	0.1 e	0.0 e	0.0 e	0.0 e	0.0 e	0.0 e	....	....	....	....	....	....
Mongolia	948	0.0 e	0.0 e	0.0 e	0.0 e	0.0 e	0.0 e	....	....	....	....	....	....
Myanmar	518	0.0 e	0.0 e	0.0 e	0.0 e	0.0 e	0.0 e	....	....	....	....	....	....
Nepal	558	0.0 e	0.0 e	0.0 e	0.0 e	0.0 e	0.0 e	0.0 e	0.0 e	0.0 e	0.0 e	0.0 e	0.0 e
Palau	565	....	....	....	....	....	....	0.0	0.0 r	0.0 r	0.0 r	0.0 r	0.0 r
Philippines	566	....	....	....	....	....	....	0.1	0.0 r	0.0 r	0.0 r	0.1 r	0.0 r
Samoa	862	....	....	....	....	....	....	0.0	0.0 r	0.0 r	0.0 r	0.0 r	0.0 r
Sri Lanka	524	....	....	....	0.0 r	0.0 r	....	0.1	0.0 r	0.0 r	....	0.0 r	0.0 r
Thailand	578	0.0	0.0 r	0.0 r	0.0 r	0.0 r	0.0 r	5.3	1.1 r	0.6 r	2.2 r	0.5 r	0.8 r
Tonga	866	....	....	....	....	....	....	0.0	0.0 r	0.0 r	0.0 r	0.0 r	0.0 r
Vanuatu	846	....	....	....	....	....	....	0.0	0.0 r	0.0 r	0.0 r	0.0 r	0.0 r

# Bahamas, The (313)

In Millions of U.S. Dollars

		Exports (FOB)						Imports (CIF)					
		2015	2015Q3	2015Q4	2016Q1	2016Q2	2016Q3	2015	2015Q3	2015Q4	2016Q1	2016Q2	2016Q3
Vietnam	582	0.4	0.1 r	0.1 r	0.1 r	0.1 r	0.0 r	0.6	0.2 r	0.1 r	0.1 r	0.2 r	0.1 r
<b>Europe</b>	170	<b>1.3</b>	<b>0.3</b>	<b>0.3</b>	<b>0.2</b>	<b>0.2</b>	<b>0.2</b>	<b>4.0</b>	<b>1.5</b>	<b>0.7</b>	<b>0.5</b>	<b>0.8</b>	<b>0.5</b>
<b>Emerg. &amp; Dev. Europe</b>	903	<b>0.2</b>	<b>0.0</b>	<b>0.0</b>	<b>0.0</b>	<b>0.0</b>	<b>0.0</b>	<b>3.1</b>	<b>0.9</b>	<b>0.7</b>	<b>0.4</b>	<b>0.8</b>	<b>0.5</b>
Albania	914	0.0 e	0.0 e	0.0 e	0.0 e	0.0 e	0.0 e	....	....	....	....	....	....
Bosnia and Herzegovina	963	0.0 e	0.0 e	0.0 e	0.0 e	0.0 e	0.0 e	....	....	....	....	....	....
Bulgaria	918	0.0 e	....	....	....	0.0 e	....	....	....	....	....	....	....
Croatia	960	0.0 e	0.0 e	0.0 e	....	....	0.0 e	0.0 e	....	0.0 e	0.0 e	0.2 e	0.1 e
Faroe Islands	816	....	....	....	....	....	....	0.2 e	0.0 e	0.1 e	0.1 e	0.1 e	0.1 e
Hungary	944	....	....	....	....	....	....	0.1	0.0 r	0.1 r	0.0 r	0.0 r	0.0 r
Macedonia, FYR	962	0.0 e	0.0 e	0.0 e	0.0 e	0.0 e	0.0 e	....	....	....	....	....	....
Montenegro	943	0.0 e	0.0 e	....	....	....	....	....	....	....	....	....	....
Poland	964	....	....	....	....	....	....	1.4	0.6 r	0.2 r	0.1 r	0.2 r	0.0 r
Romania	968	....	....	....	0.0 e	0.0 e	0.0 e	0.0	0.0 r	0.0 r	0.0 r	....	0.0 r
Serbia, Republic of	942	....	....	....	....	....	....	....	....	....	0.0 r	....	0.0 r
Turkey	186	0.1	0.0 r	0.0 r	0.0 r	0.0 r	....	1.3	0.2 r	0.4 r	0.2 r	0.3 r	0.2 r
<b>CIS</b>	901	<b>1.2</b>	<b>0.3</b>	<b>0.3</b>	<b>0.2</b>	<b>0.2</b>	<b>0.2</b>	<b>1.0</b>	<b>0.5</b>	<b>0.0</b>	<b>0.0</b>	<b>0.0</b>	<b>0.0</b>
Armenia	911	0.0 e	0.0 e	0.0 e	0.0 e	0.0 e	0.0 e	....	....	....	....	....	....
Azerbaijan, Rep. of	912	0.0 e	0.0 e	0.0 e	0.0 e	0.0 e	0.0 e	....	....	....	....	....	....
Belarus	913	0.2 e	0.1 e	0.0 e	0.0 e	0.0 e	0.1 e	....	....	....	....	....	....
Georgia	915	....	....	....	....	....	....	0.0	0.0 r	0.0 r	0.0 r	0.0 r	0.0 r
Kazakhstan	916	0.0 e	0.0 e	0.0 e	0.0 e	0.0 e	0.0 e	....	....	....	....	....	....
Kyrgyz Republic	917	0.0 e	0.0 e	0.0 e	0.0 e	0.0 e	0.0 e	....	....	....	....	....	....
Moldova	921	0.1 e	0.0 e	0.0 e	0.0 e	0.0 e	0.0 e	0.1 e	0.0 e	0.0 e	0.0 e	0.0 e	0.0 e
Russian Federation	922	....	....	....	....	....	....	0.8	0.5 r	....	....	0.0 r	....
Tajikistan	923	0.9	0.3 r	0.2 r	0.1 r	0.2 r	0.1 r	....	....	....	....	....	....
Turkmenistan	925	....	....	....	....	....	....	0.0	0.0 r	0.0 r	....	....	....
Ukraine	926	0.0 e	0.0 e	0.0 e	....	....	....	0.1 e	....	0.0 e	....	....	....
<b>Mid East, N Africa, Pak</b>	440	<b>1.3</b>	<b>0.3</b>	<b>0.3</b>	<b>0.3</b>	<b>0.3</b>	<b>0.3</b>	<b>0.5</b>	<b>0.2</b>	<b>0.1</b>	<b>0.1</b>	<b>0.1</b>	<b>0.1</b>
Algeria	612	0.0 e	0.0 e	0.0 e	0.0 e	0.0 e	0.0 e	....	....	....	....	....	....
Bahrain, Kingdom of	419	0.0 e	0.0 e	0.0 e	0.0 e	0.0 e	0.0 e	0.1 e	0.0 e	0.0 e	0.0 e	0.0 e	0.0 e
Iran, I.R. of	429	....	....	....	....	....	....	0.0	0.0 r	0.0 r	0.0 r	0.0 r	0.0 r
Iraq	433	0.0	0.0 r	0.0 r	0.0 r	0.0 r	0.0 r	....	....	....	....	....	....
Kuwait	443	0.0 e	0.0 e	0.0 e	0.0 e	0.0 e	0.0 e	....	....	....	....	....	....
Lebanon	446	....	....	....	....	....	....	0.0	....	....	....	....	....
Morocco	686	....	....	....	....	....	....	0.1	0.1 r	....	....	....	....
Oman	449	0.0	0.0 r	0.0 r	0.0 r	0.0 r	0.0 r	0.0	0.0 r	0.0 r	0.0 r	0.0 r	0.0 r
Pakistan	564	....	....	....	....	....	....	0.1	0.0 r	0.0 r	0.0 r	0.0 r	0.0 r
Qatar	453	....	....	....	....	....	....	0.1	0.0 r	0.0 r	0.0 r	0.0 r	0.0 r
Saudi Arabia	456	....	....	....	....	....	....	0.0	0.0 r	0.0 r	0.0 r	0.0 r	0.0 r
Syrian Arab Republic	463	0.0 e	0.0 e	0.0 e	0.0 e	0.0 e	0.0 e	0.0	0.0 r	0.0 r	0.0 r	0.0 r	0.0 r
Tunisia	744	....	....	....	....	....	....	0.0	0.0 r	0.0 r	0.0 r	0.0 r	0.0 r
United Arab Emirates	466	1.2 e	0.3 e	0.3 e	0.3 e	0.3 e	0.3 e	....	....	....	....	....	....
<b>Sub-Saharan Africa</b>	603	<b>258.5</b>	<b>65.6</b>	<b>61.6</b>	<b>48.8</b>	<b>51.6</b>	<b>50.7</b>	<b>7.4</b>	<b>2.3</b>	<b>1.5</b>	<b>1.3</b>	<b>1.9</b>	<b>1.0</b>
Benin	638	0.0 e	0.0 e	0.0 e	0.0 e	0.0 e	0.0 e	....	....	....	....	....	....
Botswana	616	0.0 e	0.0 e	0.0 e	0.0 e	0.0 e	0.0 e	....	....	....	....	....	....
Congo, Republic of	634	0.3 e	0.1 e	0.1 e	0.1 e	0.0 e	0.1 e	....	....	....	....	....	....
Côte d'Ivoire	662	....	....	....	....	....	....	0.3 e	0.1 e	0.1 e	0.1 e	0.1 e	0.1 e
Eritrea	643	....	....	....	....	....	....	0.0	0.0 r	0.0 r	0.0 r	0.0 r	0.0 r
Ethiopia	644	....	....	....	....	....	....	0.0	0.0 r	0.0 r	0.0 r	0.0 r	0.0 r
Ghana	652	0.0	0.0 r	0.0 r	0.0 r	0.0 r	0.0 r	0.0	0.0 r	0.0 r	0.0 r	0.0 r	0.0 r
Kenya	664	....	....	....	....	....	....	0.0	0.0 r	0.0 r	0.0 r	0.0 r	0.0 r
Madagascar	674	....	....	....	....	....	....	0.0 e	0.0 e	0.0 e	0.0 e	0.0 e	0.0 e
Mali	678	0.0	0.0 r	0.0 r	0.0 r	0.0 r	0.0 r	....	....	....	....	....	....
Mozambique	688	3.7 e	0.9 e	0.9 e	0.6 e	0.7 e	0.7 e	....	....	....	....	....	....
Namibia	728	251.4 e	63.8 e	59.5 e	46.3 e	49.6 e	48.7 e	0.0	0.0 r	0.0 r	0.0 r	0.0 r	0.0 r
Nigeria	694	....	....	....	....	....	....	6.8	2.1 r	1.3 r	1.1 r	1.7 r	0.9 r
Seychelles	718	0.1 e	0.0 e	0.0 e	0.0 e	0.0 e	0.0 e	....	....	....	....	....	....
Sierra Leone	724	....	....	....	....	....	....	0.0	0.0 r	0.0 r	0.0 r	0.0 r	0.0 r
South Africa	199	2.8	0.6 r	1.1 r	1.9 r	1.2 r	1.3 r	0.2	0.0 r	0.0 r	0.0 r	0.0 r	0.0 r
Togo	742	....	....	....	....	....	....	0.0 e	0.0 e	0.0 e	0.0 e	0.0 e	0.0 e

# Bahamas, The (313)

In Millions of U.S. Dollars

		Exports (FOB)						Imports (CIF)					
		2015	2015Q3	2015Q4	2016Q1	2016Q2	2016Q3	2015	2015Q3	2015Q4	2016Q1	2016Q2	2016Q3
Zambia	754	0.2 e	0.2 e	....	....	....	0.0 e	....	....	....	....	....	0.0 r
<b>Western Hemisphere</b>	205	<b>15.0</b>	<b>3.6</b>	<b>4.1</b>	<b>6.0</b>	<b>6.2</b>	<b>6.2</b>	<b>209.0</b>	<b>54.1</b>	<b>32.2</b>	<b>30.3</b>	<b>68.1</b>	<b>28.7</b>
Anguilla	312	0.0 e	0.0 e	0.0 e	0.0 e	0.0 e	0.0 e	0.0 e	0.0 e	0.0 e	0.0 e	0.0 e	0.0 e
Antigua and Barbuda	311	1.5	0.4 r	0.3 r	0.2 r	0.3 r	0.2 r	0.0	0.0 r	0.0 r	0.0 r	0.0 r	0.0 r
Argentina	213	2.0	0.4 r	0.4 r	0.5 r	0.7 r	0.8 r	2.0	0.5 r	0.5 r	0.5 r	0.5 r	0.5 r
Aruba	314	0.1	....	0.0 r	0.0 r	0.0 r	0.0 r	0.0	0.0 r	....	....	0.0 r	....
Barbados	316	2.7	0.8 r	0.6 r	0.3 r	0.3 r	0.3 r	13.8	4.3 r	2.7 r	2.3 r	3.5 r	1.8 r
Belize	339	0.0	0.0 r	0.0 r	0.0 r	0.0 r	0.0 r	....	....	....	....	....	....
Bermuda	319	....	....	....	....	....	....	0.0	0.0 r	0.0 r	0.0 r	0.0 r	0.0 r
Bolivia	218	0.0	0.0 r	....	....	....	....	....	....	....	....	....	....
Brazil	223	2.2	0.4 r	0.6 r	0.5 r	0.6 r	0.4 r	27.8	6.8 r	2.5 r	4.3 r	2.4 r	5.5 r
Chile	228	0.0	0.0 r	0.0 r	0.3 r	0.0 r	0.3 r	2.1	0.3 r	0.6 r	0.4 r	0.3 r	0.5 r
Colombia	233	....	....	....	....	....	....	5.8	1.6 r	1.2 r	0.0 r	0.0 r	0.0 r
Costa Rica	238	0.0	0.0 r	0.0 r	0.0 r	0.0 r	0.0 r	6.2	1.9 r	1.2 r	1.0 r	1.6 r	0.8 r
Curacao	354	0.0	0.0 r	0.0 r	0.0 r	0.0 r	0.0 r	0.8	0.3 r	0.2 r	0.1 r	0.2 r	0.1 r
Dominica	321	0.0	0.0 r	0.0 r	0.0 r	0.0 r	0.0 r	47.1	14.7 r	9.2 r	7.8 r	12.1 r	6.0 r
Dominican Republic	243	1.8	0.5 r	0.4 r	0.2 r	0.3 r	0.2 r	21.1	6.6 r	4.1 r	3.5 r	5.4 r	2.7 r
Ecuador	248	....	....	....	....	....	....	0.5	0.1 r	0.1 r	0.1 r	0.2 r	0.1 r
Greenland	326	0.0 e	0.0 e	0.0 e	0.0 e	0.0 e	0.0 e	....	....	....	....	....	....
Grenada	328	0.0	0.0 r	0.0 r	0.0 r	0.0 r	0.0 r	0.2	0.1 r	0.0 r	0.0 r	0.1 r	0.0 r
Guatemala	258	....	....	....	....	....	....	5.9	2.1 r	1.3 r	1.0 r	1.4 r	0.6 r
Guyana	336	0.2	0.0 r	0.0 r	0.0 r	0.0 r	0.0 r	0.0	0.0 r	0.0 r	0.0 r	0.0 r	0.0 r
Haiti	263	0.2	0.0 r	0.0 r	0.0 r	0.0 r	0.0 r	0.3	0.1 r	0.1 r	0.1 r	0.1 r	0.0 r
Honduras	268	0.0	0.0 r	0.0 r	....	....	....	1.7	0.4 r	0.4 r	0.2 r	0.2 r	0.1 r
Jamaica	343	0.3	0.1 r	0.1 r	0.0 r	0.0 r	0.0 r	3.4	1.1 r	0.7 r	0.6 r	0.9 r	0.4 r
Mexico	273	0.1	0.1 r	0.0 r	0.1 r	0.0 r	0.3 r	11.6	3.3 r	1.9 r	2.2 r	28.2 r	3.3 r
Nicaragua	278	....	....	....	....	....	....	0.0	0.0 r	0.0 r	0.0 r	0.0 r	0.0 r
Panama	283	1.2	....	1.2 r	3.4 r	3.4 r	3.4 r	25.2	1.3 r	....	0.1 r	....	....
Paraguay	288	0.6	0.2 r	0.1 r	0.1 r	0.1 r	0.1 r	0.0	0.0 r	0.0 r	0.0 r	0.0 r	0.0 r
Peru	293	....	....	....	....	....	....	6.4	2.0 r	1.2 r	1.1 r	1.6 r	0.8 r
Sint Maarten	352	....	....	....	....	....	....	0.0	0.0 r	0.0 r	0.0 r	0.0 r	0.0 r
St. Kitts and Nevis	361	2.0	0.6 r	0.4 r	0.2 r	0.3 r	0.2 r	0.0	0.0 r	0.0 r	0.0 r	0.0 r	0.0 r
St. Lucia	362	0.1	0.0 r	0.0 r	0.0 r	0.0 r	0.0 r	0.3	0.1 r	0.1 r	0.0 r	0.1 r	0.0 r
Trinidad and Tobago	369	0.0	0.0 r	0.0 r	0.0 r	0.0 r	0.0 r	10.9	1.6 r	1.4 r	2.3 r	5.3 r	3.4 r
Uruguay	298	0.1	0.0 r	0.0 r	0.0 r	0.0 r	0.0 r	0.3	0.1 r	....	....	....	....
Venezuela, Rep. Bol.	299	0.0	0.0 r	0.0 r	0.0 r	0.0 r	0.0 r	0.9	0.3 r	0.2 r	0.1 r	0.2 r	0.1 r
Western Hem. n.s.	399	....	....	....	....	....	....	14.6	4.6 r	2.8 r	2.4 r	3.7 r	1.9 r
<b>Other Countries n.i.e</b>	910	<b>0.1</b>	<b>0.0</b>	<b>0.0</b>	<b>0.0</b>	<b>0.0</b>	<b>0.0</b>	<b>0.2</b>	<b>0.1</b>	<b>0.0</b>	<b>0.0</b>	<b>0.0</b>	<b>0.0</b>
Cuba	928	0.0	0.0 r	0.0 r	0.0 r	0.0 r	0.0 r	0.0	0.0 r	0.0 r	0.0 r	0.0 r	0.0 r
Korea, Dem. People's Rep.	954	0.1	0.0 r	0.0 r	0.0 r	0.0 r	0.0 r	0.1	0.0 r	0.0 r	0.0 r	0.0 r	0.0 r
<b>Countries &amp; Areas n.s.</b>	898	<b>....</b>	<b>....</b>	<b>....</b>	<b>....</b>	<b>....</b>	<b>....</b>	<b>94.5</b>	<b>33.1 r</b>	<b>20.5 r</b>	<b>16.4 r</b>	<b>23.4 r</b>	<b>10.9 r</b>
<b>Memorandum Items</b>													
Africa	605	258.5	65.6	61.6	48.8	51.6	50.7	7.5	2.3	1.5	1.3	1.9	1.0
Middle East	405	1.3	0.3	0.3	0.3	0.3	0.3	0.2	0.1	0.0	0.0	0.1	0.0
European Union	998	43.5	21.0	12.7	7.1	7.5	4.3	123.0	25.5	33.6	28.7	54.3	32.5
Export earnings: fuel	080	1.6	0.4	0.4	0.3	0.4	0.3	25.9	6.3	4.2	3.8	7.5	4.5
Export earnings: nonfuel	092	695.7	154.5	155.7	117.0	149.1	122.9	3,138.4	786.1	791.1	609.6	795.0	632.0

# Bahrain, Kingdom of (419)

In Millions of U.S. Dollars

		Exports (FOB)						Imports (CIF)					
		2015	2015Q3	2015Q4	2016Q1	2016Q2	2016Q3	2015	2015Q3	2015Q4	2016Q1	2016Q2	2016Q3
IFS World		11,200.0	....	....	....	....	....	9,700.0	....	....	....	....	....
World	001	8,868.3	2,339.1	1,844.5	2,195.3	2,040.2	2,049.3	16,445.2	3,974.1	4,110.8	3,412.8	3,369.3	3,288.4
Advanced Economies	110	1,422.4	347.1	300.7	336.3	321.3	288.8	5,989.0	1,441.6	1,478.5	1,315.0	1,245.5	1,143.9
Euro Area	163	258.2	65.6	59.5	48.6	49.4	68.9	1,596.6	365.1	390.3	375.4	417.3	376.6
Austria	122	21.8	4.6 r	6.2 r	6.0 r	8.2 r	5.8 r	36.4	10.0 r	9.7 r	7.3 r	8.1 r	13.4 r
Belgium	124	8.7	2.2 r	1.5 r	1.7 r	1.0 r	2.6 r	63.6	17.1 r	16.3 r	14.6 r	14.2 r	20.1 r
Cyprus	423	27.5	22.4 r	4.6 r	0.1 r	0.2 r	0.3 r	5.1	1.3 r	1.0 r	2.0 r	2.0 r	1.6 r
Estonia	939	0.3	0.1 r	0.2 r	0.0 r	0.2 r	0.1 r	2.2	0.6 r	0.4 r	0.5 r	0.7 r	0.5 r
Finland	172	0.9	0.2 r	0.1 r	0.3 r	0.2 r	0.3 r	14.0	1.7 r	8.3 r	4.2 r	1.9 r	1.6 r
France	132	22.8	2.6 r	1.5 r	3.2 r	4.6 r	2.5 r	238.0	58.6 r	60.8 r	48.1 r	53.8 r	55.9 r
Germany	134	19.9	5.6 r	4.2 r	6.5 r	5.7 r	4.8 r	544.1	116.9 r	115.2 r	99.2 r	111.5 r	118.2 r
Greece	174	0.1	0.1 r	0.0 r	0.0 r	0.0 r	8.5 r	8.1	1.4 r	3.0 r	3.8 r	2.3 r	2.1 r
Ireland	178	1.0	0.2 r	0.3 r	0.4 r	0.8 r	0.5 r	61.5	12.9 r	19.8 r	14.3 r	11.7 r	11.5 r
Italy	136	45.1	11.0 r	5.1 r	15.3 r	9.3 r	22.3 r	318.8	70.2 r	89.0 r	113.1 r	132.9 r	75.2 r
Latvia	941	....	....	....	....	....	....	2.6	0.1 r	0.2 r	0.1 r	0.1 r	0.0 r
Lithuania	946	1.6	0.4 r	0.9 r	0.2 r	0.3 r	0.4 r	2.6	0.4 r	0.6 r	0.3 r	0.2 r	0.1 r
Luxembourg	137	....	....	....	....	....	....	1.9	0.5 r	0.5 r	0.3 r	1.0 r	0.8 r
Malta	181	0.3	0.0 r	0.0 r	0.1 r	0.3 r	0.1 r	2.1	0.3 r	0.3 r	1.0 r	0.1 r	0.1 r
Netherlands	138	83.1	7.6 r	29.4 r	9.0 r	10.3 r	15.5 r	125.6	30.4 r	34.7 r	35.8 r	29.1 r	34.1 r
Portugal	182	0.8	0.4 r	0.1 r	0.2 r	0.0 r	0.1 r	16.5	0.3 r	0.6 r	0.7 r	0.6 r	0.8 r
Slovak Republic	936	0.0	0.0 r	0.0 r	0.0 r	0.0 r	0.0 r	15.6	3.3 r	4.6 r	3.3 r	3.2 r	11.2 r
Slovenia	961	1.4	0.4 r	0.9 r	1.6 r	1.6 r	1.6 r	3.1	0.7 r	0.7 r	0.7 r	1.0 r	1.2 r
Spain	184	23.0	7.8 r	4.4 r	3.9 r	6.8 r	3.5 r	134.6	38.3 r	24.8 r	26.0 r	42.9 r	28.0 r
Australia	193	37.8	5.4 r	5.2 r	7.8 r	7.4 r	11.0 r	785.1	187.0 r	143.8 r	132.8 r	137.2 r	11.3 r
Canada	156	20.7	5.6 r	2.6 r	2.5 r	2.2 r	2.6 r	105.2	18.6 r	27.1 r	24.6 r	17.0 r	16.3 r
China,P.R.: Hong Kong	532	21.4	3.9 r	5.4 r	4.7 r	6.4 r	5.1 r	12.0	3.4 r	4.4 r	3.9 r	3.9 r	4.5 r
China,P.R.: Macao	546	0.0	0.0 r	0.0 r	0.0 r	0.0 r	0.0 r	0.2	0.0 r	0.0 r	0.0 r	0.0 r	0.0 r
Czech Republic	935	0.3	0.1 r	0.1 r	0.1 r	0.1 r	0.1 r	28.4	7.0 r	8.2 r	5.4 r	4.0 r	8.3 r
Denmark	128	2.5	0.1 r	0.6 r	0.5 r	0.8 r	0.4 r	27.0	6.6 r	5.3 r	7.9 r	10.6 r	10.3 r
Iceland	176	....	....	....	....	....	....	0.5	0.0 r	0.4 r	0.0 r	0.0 r	0.0 r
Israel	436	....	....	....	....	....	....	0.2	0.0 r	0.0 r	0.0 r	0.0 r	0.0 r
Japan	158	39.0	13.1 r	4.3 r	9.7 r	3.6 r	11.3 r	1,119.0	253.0 r	319.8 r	336.4 r	186.4 r	198.8 r
Korea, Republic of	542	30.6	7.1 r	7.7 r	5.6 r	4.3 r	2.1 r	224.3	56.1 r	55.4 r	46.8 r	53.2 r	41.1 r
New Zealand	196	4.5	1.3 r	1.0 r	1.8 r	1.6 r	1.8 r	65.1	12.7 r	12.9 r	14.4 r	11.5 r	14.6 r
Norway	142	17.4	4.7 r	4.4 r	1.3 r	5.0 r	1.8 r	10.7	2.7 r	4.0 r	3.4 r	2.0 r	1.5 r
San Marino	135	....	....	....	....	....	....	0.1	0.0 r	0.0 r	0.0 r	0.0 r	0.0 r
Singapore	576	85.0	20.7 r	19.1 r	1.8 r	22.7 r	8.0 r	91.6	17.2 r	25.9 r	10.5 r	14.5 r	14.2 r
Sweden	144	0.8	0.3 r	0.1 r	0.2 r	0.2 r	0.2 r	31.7	6.2 r	9.5 r	5.1 r	7.2 r	3.0 r
Switzerland	146	14.0	1.4 r	5.3 r	1.0 r	1.1 r	5.0 r	252.2	66.3 r	82.6 r	63.9 r	61.3 r	86.8 r
Taiwan Prov.of China	528	148.9 e	24.5 e	24.9 e	81.5 e	22.9 e	16.8 e	67.6 e	15.1 e	15.8 e	19.0 e	19.2 e	13.6 e
United Kingdom	112	30.6	7.1 r	1.2 r	10.9 r	3.1 r	2.3 r	420.2	95.9 r	106.3 r	82.7 r	97.0 r	150.5 r
United States	111	710.8	186.1 r	159.4 r	158.5 r	190.6 r	151.5 r	1,151.5	328.6 r	266.6 r	182.9 r	203.0 r	192.2 r
Vatican	187	....	....	....	....	....	....	0.0	0.0 r	0.0 r	0.0 r	0.0 r	0.0 r
Emerg. & Dev. Economies	200	7,445.9	1,992.0	1,543.8	1,859.0	1,718.9	1,760.5	6,516.3	1,572.5	1,658.1	1,256.8	1,291.8	1,375.7
Emerg. & Dev. Asia	505	265.2	77.7	62.0	60.6	90.9	83.5	2,858.5	637.2	773.8	545.8	540.0	558.3
American Samoa	859	....	....	....	....	....	....	0.0	0.0 r	0.0 r	0.0 r	0.0 r	0.0 r
Bangladesh	513	18.3	4.7 r	3.5 r	4.2 r	3.9 r	4.1 r	37.2	10.3 r	9.5 r	6.6 r	6.2 r	5.4 r
Bhutan	514	....	....	....	....	....	....	0.0	0.0 r	0.0 r	0.0 r	0.0 r	0.0 r
Brunei Darussalam	516	0.0	0.0 r	0.0 r	0.0 r	0.0 r	0.0 r	0.1	0.0 r	0.0 r	0.0 r	0.0 r	0.0 r
Cambodia	522	0.0	0.0 r	0.0 r	0.0 r	0.0 r	0.0 r	4.9	1.2 r	1.2 r	1.0 r	1.0 r	0.9 r
China,P.R.: Mainland	924	43.8	22.9 r	3.4 r	9.3 r	9.5 r	13.9 r	1,571.4	368.1 r	396.1 r	295.9 r	300.2 r	301.5 r
Fiji	819	....	....	....	....	....	....	0.1	0.0 r	0.0 r	0.0 r	0.0 r	0.0 r
F.T. French Polynesia	887	....	....	....	....	....	....	0.2	0.1 r	0.1 r	0.0 r	0.0 r	0.0 r
F.T. New Caledonia	839	0.0 e	0.0 e	0.0 e	0.0 e	0.0 e	0.0 e	0.1	0.0 r	0.0 r	0.0 r	0.0 r	0.0 r
Guam	829	....	....	....	....	....	....	0.0	0.0 r	0.0 r	0.0 r	0.0 r	0.0 r
India	534	137.4	31.3 r	40.7 r	33.3 r	44.5 r	23.8 r	507.4	76.5 r	155.0 r	74.9 r	76.6 r	108.3 r
Indonesia	536	10.0	2.1 r	2.5 r	2.5 r	2.2 r	2.1 r	106.4	28.3 r	21.4 r	18.8 r	18.1 r	16.3 r
Kiribati	826	....	....	....	....	....	....	0.0	0.0 r	0.0 r	0.0 r	0.0 r	0.0 r
Lao People's Dem.Rep	544	....	....	....	....	....	....	0.0	0.0 r	0.0 r	0.0 r	0.0 r	0.0 r
Malaysia	548	17.4	7.5 r	1.1 r	8.3 r	23.5 r	33.3 r	92.7	25.3 r	20.7 r	25.0 r	31.2 r	28.4 r



# Bahrain, Kingdom of (419)

In Millions of U.S. Dollars

		Exports (FOB)						Imports (CIF)					
		2015	2015Q3	2015Q4	2016Q1	2016Q2	2016Q3	2015	2015Q3	2015Q4	2016Q1	2016Q2	2016Q3
Maldives	556	....	....	....	....	....	....	0.0	0.0 r	0.0 r	0.0 r	0.0 r	0.0 r
Marshall Islands	867	0.3	0.1 r	0.1 r	0.1 r	0.1 r	0.1 r	0.0	0.0 r	0.0 r	0.0 r	0.0 r	0.0 r
Mongolia	948	....	....	....	....	....	....	0.0	0.0 r	0.0 r	0.0 r	0.0 r	0.0 r
Myanmar	518	0.1	0.0 r	0.0 r	0.0 r	0.0 r	0.0 r	4.4	1.1 r	1.1 r	1.0 r	0.9 r	0.8 r
Nauru	836	....	....	....	....	....	....	0.0	0.0 r	0.0 r	0.0 r	0.0 r	0.0 r
Nepal	558	0.1	0.0 r	0.0 r	0.0 r	0.0 r	0.0 r	0.0	0.0 r	0.0 r	0.0 r	0.0 r	0.0 r
Papua New Guinea	853	....	....	....	....	....	....	0.0	0.0 r	0.0 r	0.0 r	0.0 r	0.0 r
Philippines	566	2.0	0.9 r	0.1 r	0.2 r	0.2 r	0.2 r	28.5	6.2 r	6.6 r	5.0 r	5.0 r	4.7 r
Solomon Islands	813	....	....	....	....	....	....	0.0	0.0 r	0.0 r	0.0 r	0.0 r	0.0 r
Sri Lanka	524	3.1	0.3 r	0.4 r	0.3 r	0.3 r	0.6 r	9.7	2.4 r	2.9 r	2.0 r	2.4 r	2.3 r
Thailand	578	28.1	6.6 r	9.4 r	1.3 r	5.8 r	4.3 r	251.8	57.9 r	98.2 r	63.0 r	46.3 r	41.4 r
Timor-Leste	537	....	....	....	....	....	....	0.0	0.0 r	0.0 r	0.0 r	0.0 r	0.0 r
Tonga	866	....	....	....	....	....	....	0.0	0.0 r	0.0 r	0.0 r	0.0 r	0.0 r
Tuvalu	869	0.0	0.0 r	0.0 r	0.0 r	0.0 r	0.0 r	0.0	0.0 r	0.0 r	0.0 r	0.0 r	0.0 r
Vanuatu	846	0.2	0.0 r	0.0 r	0.0 r	0.0 r	0.0 r	0.0	0.0 r	0.0 r	0.0 r	0.0 r	0.0 r
Vietnam	582	4.5	1.2 r	0.9 r	1.0 r	0.9 r	1.0 r	154.3	37.6 r	38.2 r	32.9 r	32.6 r	30.1 r
Asia n.s.	598	....	....	....	....	....	....	89.1	22.2 r	22.7 r	19.6 r	19.3 r	17.8 r
<b>Europe</b>	<b>170</b>	<b>138.8</b>	<b>35.1</b>	<b>29.3</b>	<b>54.4</b>	<b>42.9</b>	<b>36.9</b>	<b>361.3</b>	<b>92.8</b>	<b>103.2</b>	<b>75.9</b>	<b>82.3</b>	<b>134.6</b>
<b>Emerg. &amp; Dev. Europe</b>	<b>903</b>	<b>130.9</b>	<b>33.0</b>	<b>27.5</b>	<b>53.1</b>	<b>41.2</b>	<b>34.6</b>	<b>346.7</b>	<b>90.5</b>	<b>99.9</b>	<b>73.9</b>	<b>75.2</b>	<b>61.4</b>
Albania	914	0.1	0.0 r	0.0 r	0.0 r	0.0 r	0.0 r	0.4	0.1 r	0.1 r	0.1 r	0.1 r	0.1 r
Bosnia and Herzegovina	963	....	....	....	....	....	....	0.7	0.2 r	0.2 r	0.1 r	0.1 r	0.1 r
Bulgaria	918	....	....	....	....	....	....	5.2	1.2 r	0.6 r	1.0 r	0.7 r	0.6 r
Croatia	960	1.8	....	1.8 r	5.4 r	5.4 r	5.6 r	2.8	1.1 r	0.2 r	0.5 r	0.4 r	0.4 r
Faroe Islands	816	0.0 e	0.0 e	0.0 e	0.0 e	0.0 e	0.0 e	0.0	0.0 r	0.0 r	0.0 r	0.0 r	0.0 r
Gibraltar	823	....	....	....	....	....	....	0.0	0.0 r	0.0 r	0.0 r	0.0 r	0.0 r
Hungary	944	0.0	0.0 r	....	0.0 r	0.0 r	0.0 r	33.3	7.7 r	13.6 r	6.6 r	2.3 r	2.3 r
Macedonia, FYR	962	....	....	....	....	....	....	0.2	0.0 r	0.0 r	0.0 r	0.0 r	0.0 r
Montenegro	943	0.0 e	....	....	....	0.0 e	....	0.0	0.0 r	0.0 r	0.0 r	0.0 r	0.0 r
Poland	964	2.8	0.7 r	0.9 r	1.6 r	0.7 r	1.3 r	49.3	17.7 r	10.6 r	18.4 r	15.6 r	12.7 r
Romania	968	0.9	0.3 r	0.2 r	0.3 r	0.3 r	0.3 r	12.3	3.5 r	3.4 r	2.1 r	4.4 r	3.9 r
Serbia, Republic of	942	0.2	0.1 r	0.0 r	0.1 r	0.1 r	0.0 r	2.2	0.3 r	1.7 r	0.6 r	0.2 r	0.1 r
Turkey	186	125.1	31.9 r	24.5 r	45.6 r	34.7 r	27.4 r	240.5	58.7 r	69.5 r	44.5 r	51.3 r	41.3 r
<b>CIS</b>	<b>901</b>	<b>7.9</b>	<b>2.1</b>	<b>1.8</b>	<b>1.3</b>	<b>1.6</b>	<b>2.3</b>	<b>12.1</b>	<b>1.7</b>	<b>2.6</b>	<b>1.4</b>	<b>6.5</b>	<b>72.7</b>
Armenia	911	0.0	0.0 r	....	....	....	0.0 r	0.0	....	0.0 r	....	0.0 r	....
Azerbaijan, Rep. of	912	0.0	0.0 r	0.0 r	0.0 r	0.0 r	0.0 r	0.0	0.0 r	0.0 r	0.0 r	0.0 r	0.0 r
Belarus	913	....	....	....	....	....	....	0.2	0.0 r	0.0 r	0.0 r	0.1 r	0.0 r
Georgia	915	0.2	....	....	....	0.0 r	0.0 r	0.9	....	0.4 r	0.1 r	0.0 r	0.0 r
Kyrgyz Republic	917	....	....	....	....	....	....	0.0	0.0 r	0.0 r	0.0 r	0.0 r	0.0 r
Moldova	921	....	....	....	....	....	....	0.2	0.0 r	0.0 r	0.0 r	0.0 r	0.0 r
Russian Federation	922	7.6	2.1 r	1.8 r	1.3 r	1.6 r	2.3 r	6.9	0.9 r	1.2 r	0.6 r	4.7 r	69.0 r
Tajikistan	923	....	....	....	....	....	....	0.0	0.0 r	0.0 r	0.0 r	0.0 r	0.0 r
Turkmenistan	925	0.0	0.0 r	0.0 r	....	....	....	0.0	0.0 r	0.0 r	....	....	....
Ukraine	926	....	....	....	....	....	....	3.8	0.7 r	0.9 r	0.7 r	1.7 r	3.6 r
Uzbekistan	927	....	....	....	....	....	....	0.1	0.0 r	0.0 r	0.0 r	0.0 r	0.0 r
Europe n.s.	884	....	....	....	....	....	....	2.5	0.6 r	0.6 r	0.5 r	0.5 r	0.5 r
<b>Mid East, N Africa, Pak</b>	<b>440</b>	<b>6,875.0</b>	<b>1,833.6</b>	<b>1,412.2</b>	<b>1,700.3</b>	<b>1,551.4</b>	<b>1,595.6</b>	<b>2,571.9</b>	<b>629.9</b>	<b>641.2</b>	<b>548.9</b>	<b>545.9</b>	<b>505.1</b>
Afghanistan, I.R. of	512	0.7	0.2 r	0.1 r	0.2 r	0.2 r	0.2 r	0.2	0.0 r	0.0 r	0.0 r	0.0 r	0.0 r
Algeria	612	174.8	44.0 r	31.7 r	35.8 r	32.0 r	33.3 r	0.0	0.0 r	0.0 r	0.0 r	0.0 r	0.0 r
Djibouti	611	1.0	0.2 r	0.2 r	0.2 r	0.2 r	0.2 r	0.2	0.1 r	0.1 r	0.0 r	0.0 r	0.0 r
Egypt	469	330.1	70.1 r	76.1 r	178.6 r	163.2 r	173.2 r	75.0	16.1 r	18.8 r	16.0 r	16.0 r	14.9 r
Iran, I.R. of	429	7.1	1.8 r	1.4 r	1.6 r	1.5 r	1.6 r	19.3	4.7 r	4.8 r	4.1 r	4.0 r	3.6 r
Iraq	433	130.4	33.6 r	25.1 r	29.6 r	27.5 r	29.5 r	0.0	0.0 r	0.0 r	0.0 r	0.0 r	0.0 r
Jordan	439	39.1	8.9 r	8.0 r	10.6 r	34.2 r	9.4 r	41.1	12.4 r	9.4 r	5.6 r	10.4 r	11.6 r
Kuwait	443	393.8	111.3 r	82.0 r	89.6 r	77.1 r	77.6 r	158.3	39.8 r	40.4 r	34.0 r	32.8 r	29.6 r
Lebanon	446	28.5	6.2 r	4.9 r	6.5 r	6.8 r	8.0 r	26.8	4.7 r	8.0 r	6.3 r	6.0 r	5.4 r
Libya	672	9.7	2.5 r	1.9 r	2.2 r	2.0 r	2.2 r	0.0	0.0 r	0.0 r	0.0 r	0.0 r	0.0 r
Mauritania	682	0.2	0.0 r	0.0 r	0.0 r	0.0 r	0.0 r	0.1	0.0 r	0.0 r	0.0 r	0.0 r	0.0 r
Morocco	686	131.6	23.7 r	37.3 r	45.2 r	42.9 r	46.9 r	10.6	3.7 r	1.7 r	1.2 r	1.2 r	1.1 r
Oman	449	137.4	35.4 r	28.8 r	38.2 r	38.6 r	44.1 r	89.9	18.5 r	18.6 r	18.3 r	20.4 r	20.6 r
Pakistan	564	20.0	5.2 r	3.9 r	4.6 r	4.2 r	4.5 r	90.5	21.5 r	21.8 r	19.3 r	19.5 r	18.3 r

# Bahrain, Kingdom of (419)

In Millions of U.S. Dollars

		Exports (FOB)						Imports (CIF)					
		2015	2015Q3	2015Q4	2016Q1	2016Q2	2016Q3	2015	2015Q3	2015Q4	2016Q1	2016Q2	2016Q3
Qatar	453	265.1	59.4 r	42.9 r	52.8 r	50.9 r	56.3 r	94.5	23.3 r	23.8 r	20.5 r	20.2 r	18.6 r
Saudi Arabia	456	4,193.6	1,169.4 r	868.5 r	967.7 r	848.5 r	869.4 r	773.5	188.5 r	191.3 r	165.1 r	163.3 r	150.9 r
Somalia	726	0.4	0.1 r	0.1 r	0.1 r	0.1 r	0.1 r	5.0	1.2 r	1.2 r	1.1 r	1.0 r	1.0 r
Sudan	732	3.3	0.2 r	2.0 r	1.4 r	1.3 r	1.4 r	5.5	0.5 r	0.8 r	1.4 r	1.4 r	1.3 r
Syrian Arab Republic	463	4.6	1.2 r	0.9 r	1.1 r	1.0 r	1.0 r	2.2	0.5 r	0.5 r	0.5 r	0.5 r	0.5 r
Tunisia	744	24.2	6.7 r	4.9 r	5.6 r	4.9 r	5.1 r	4.0	1.0 r	1.0 r	0.9 r	0.8 r	0.8 r
United Arab Emirates	466	961.1	248.8 r	188.0 r	224.7 r	210.3 r	227.4 r	1,169.6	292.1 r	297.7 r	253.5 r	247.3 r	225.8 r
West Bank and Gaza	487	6.0	1.5 r	1.2 r	1.4 r	1.3 r	1.4 r	0.4	0.1 r	0.1 r	0.1 r	0.1 r	0.1 r
Yemen, Republic of	474	12.2	3.1 r	2.4 r	2.8 r	2.6 r	2.8 r	5.1	1.2 r	1.3 r	1.1 r	1.1 r	1.0 r
<b>Sub-Saharan Africa</b>	<b>603</b>	<b>59.0</b>	<b>15.1</b>	<b>12.2</b>	<b>12.4</b>	<b>15.3</b>	<b>15.7</b>	<b>115.4</b>	<b>29.8</b>	<b>27.1</b>	<b>22.4</b>	<b>26.6</b>	<b>24.2</b>
Angola	614	4.9	1.3 r	0.9 r	1.1 r	1.0 r	1.1 r	....	....	....	....	....	....
Botswana	616	....	....	....	....	....	....	0.0	0.0 r	0.0 r	0.0 r	0.0 r	0.0 r
Burkina Faso	748	....	....	....	....	....	....	2.7	0.7 r	0.7 r	0.6 r	0.6 r	0.5 r
Burundi	618	....	....	....	....	....	....	0.0	0.0 r	0.0 r	0.0 r	0.0 r	0.0 r
Cabo Verde	624	....	....	....	....	....	....	0.0	0.0 r	0.0 r	0.0 r	0.0 r	0.0 r
Cameroon	622	....	....	....	....	....	....	5.4	1.3 r	1.3 r	1.2 r	1.1 r	1.1 r
Central African Rep.	626	....	....	....	....	....	....	0.1	0.0 r	0.0 r	0.0 r	0.0 r	0.0 r
Chad	628	....	....	....	....	....	....	0.0	0.0 r	0.0 r	0.0 r	0.0 r	0.0 r
Comoros	632	....	....	....	....	....	....	0.1	0.0 r	0.0 r	0.0 r	0.0 r	0.0 r
Congo, Dem. Rep. of	636	....	....	....	....	....	....	0.0	0.0 r	0.0 r	0.0 r	0.0 r	0.0 r
Congo, Republic of	634	....	....	....	....	....	....	0.0	0.0 r	0.0 r	0.0 r	0.0 r	0.0 r
Côte d'Ivoire	662	0.9	0.2 r	0.2 r	0.2 r	0.2 r	0.2 r	1.7	0.4 r	0.4 r	0.4 r	0.4 r	0.4 r
Equatorial Guinea	642	....	....	....	....	....	....	0.0	0.0 r	0.0 r	0.0 r	0.0 r	0.0 r
Eritrea	643	....	....	....	....	....	....	0.0	0.0 r	0.0 r	0.0 r	0.0 r	0.0 r
Ethiopia	644	10.2	2.6 r	2.0 r	2.3 r	2.2 r	2.3 r	0.7	0.2 r	0.2 r	0.1 r	0.1 r	0.1 r
Gabon	646	0.3	0.1 r	0.1 r	0.1 r	0.1 r	0.1 r	0.2	0.0 r	0.0 r	0.0 r	0.0 r	0.0 r
Gambia, The	648	....	....	....	....	....	....	0.0	0.0 r	0.0 r	0.0 r	0.0 r	0.0 r
Ghana	652	0.1	0.0 r	0.0 r	0.0 r	0.0 r	0.0 r	0.2	0.0 r	0.0 r	0.0 r	0.0 r	0.0 r
Guinea	656	....	....	....	....	....	....	0.0	0.0 r	0.0 r	0.0 r	0.0 r	0.0 r
Kenya	664	2.7	0.7 r	0.5 r	0.6 r	0.6 r	0.6 r	3.8	0.9 r	1.0 r	0.8 r	0.8 r	0.7 r
Lesotho	666	....	....	....	....	....	....	0.0	0.0 r	0.0 r	0.0 r	0.0 r	0.0 r
Liberia	668	0.5	0.1 r	0.1 r	0.1 r	0.1 r	0.1 r	0.0	0.0 r	0.0 r	0.0 r	0.0 r	0.0 r
Madagascar	674	21.0	5.4 r	4.0 r	4.8 r	4.4 r	4.7 r	0.7	0.2 r	0.2 r	0.2 r	0.2 r	0.1 r
Malawi	676	....	....	....	....	....	....	0.1	0.0 r	0.0 r	0.0 r	0.0 r	0.0 r
Mali	678	....	....	....	....	....	....	0.9	0.2 r	0.2 r	0.2 r	0.2 r	0.2 r
Mauritius	684	1.7	0.1 r	0.2 r	0.2 r	0.2 r	0.2 r	1.1	....	....	....	....	....
Mozambique	688	0.2	0.0 r	0.0 r	0.0 r	0.0 r	0.0 r	55.7	13.6 r	13.8 r	11.9 r	11.8 r	10.9 r
Namibia	728	1.0	0.3 r	0.2 r	0.2 r	0.2 r	0.2 r	2.1	0.5 r	0.5 r	0.4 r	0.4 r	0.4 r
Niger	692	....	....	....	....	....	....	0.1	0.0 r	0.0 r	0.0 r	0.0 r	0.0 r
Nigeria	694	7.1	1.8 r	1.4 r	1.6 r	1.5 r	1.6 r	2.4	0.6 r	0.6 r	0.5 r	0.5 r	0.5 r
Rwanda	714	....	....	....	....	....	....	0.0	0.0 r	0.0 r	0.0 r	0.0 r	0.0 r
São Tomé & Príncipe	716	....	....	....	....	....	....	0.0	0.0 r	0.0 r	0.0 r	0.0 r	0.0 r
Senegal	722	0.7	0.2 r	0.2 r	0.1 r	0.1 r	0.1 r	0.0	0.0 r	0.0 r	0.0 r	0.0 r	0.0 r
Seychelles	718	0.2	0.0 r	0.0 r	0.0 r	0.0 r	0.0 r	0.0	0.0 r	0.0 r	0.0 r	0.0 r	0.0 r
Sierra Leone	724	0.1	0.0 r	0.0 r	0.0 r	0.0 r	0.0 r	0.4	0.1 r	0.1 r	0.1 r	0.1 r	0.1 r
South Africa	199	6.2	1.8 r	2.1 r	0.5 r	4.3 r	3.9 r	34.2	10.2 r	7.3 r	5.3 r	9.6 r	8.5 r
Swaziland	734	....	....	....	....	....	....	0.4	0.1 r	0.1 r	0.1 r	0.1 r	0.1 r
Tanzania	738	0.5	0.1 r	0.1 r	0.1 r	0.1 r	0.1 r	0.7	0.2 r	0.2 r	0.1 r	0.1 r	0.1 r
Togo	742	0.6	0.2 r	0.1 r	0.1 r	0.1 r	0.1 r	0.0	0.0 r	0.0 r	0.0 r	0.0 r	0.0 r
Uganda	746	0.0	0.0 r	0.0 r	0.0 r	0.0 r	0.0 r	0.6	0.1 r	0.1 r	0.1 r	0.1 r	0.1 r
Zambia	754	....	....	....	....	....	....	0.0	0.0 r	0.0 r	0.0 r	0.0 r	0.0 r
Zimbabwe	698	....	....	....	....	....	....	0.1	0.0 r	0.0 r	0.0 r	0.0 r	0.0 r
Africa n.s.	799	....	....	....	....	....	....	0.9	0.2 r	0.2 r	0.2 r	0.2 r	0.2 r
<b>Western Hemisphere</b>	<b>205</b>	<b>107.9</b>	<b>30.5</b>	<b>28.1</b>	<b>31.3</b>	<b>18.3</b>	<b>28.7</b>	<b>609.3</b>	<b>182.7</b>	<b>112.7</b>	<b>63.7</b>	<b>96.9</b>	<b>153.5</b>
Anguilla	312	0.1	0.0 r	0.0 r	0.0 r	0.0 r	0.0 r	0.0	0.0 r	0.0 r	0.0 r	0.0 r	0.0 r
Antigua and Barbuda	311	0.0	0.0 r	0.0 r	0.0 r	0.0 r	0.0 r	0.1	0.0 r	0.0 r	0.0 r	0.0 r	0.0 r
Argentina	213	0.1	0.0 r	0.0 r	0.0 r	0.0 r	0.0 r	10.9	2.7 r	2.7 r	2.7 r	2.7 r	2.7 r
Aruba	314	....	....	....	....	....	....	0.0	0.0 r	0.0 r	0.0 r	0.0 r	0.0 r
Bahamas, The	313	0.1	0.0 r	0.0 r	0.0 r	0.0 r	0.0 r	0.0	0.0 r	0.0 r	0.0 r	0.0 r	0.0 r
Barbados	316	....	....	....	....	....	....	0.0	0.0 r	0.0 r	0.0 r	0.0 r	0.0 r

# Bahrain, Kingdom of (419)

In Millions of U.S. Dollars

		Exports (FOB)						Imports (CIF)					
		2015	2015Q3	2015Q4	2016Q1	2016Q2	2016Q3	2015	2015Q3	2015Q4	2016Q1	2016Q2	2016Q3
Belize	339	....	....	....	....	....	....	19.2	4.7 r	4.8 r	4.1 r	4.1 r	3.7 r
Bermuda	319	0.0	0.0 r	0.0 r	0.0 r	0.0 r	0.0 r	0.1	0.0 r	0.0 r	0.0 r	0.0 r	0.0 r
Bolivia	218	....	....	....	....	....	....	0.2	0.1 r	0.1 r	0.0 r	....	....
Brazil	223	95.3	27.0 r	25.1 r	28.6 r	15.7 r	26.0 r	414.3	127.5 r	59.2 r	23.1 r	40.0 r	112.4 r
Chile	228	0.2	0.0 r	0.0 r	0.0 r	0.0 r	0.0 r	76.1	25.4 r	23.3 r	11.5 r	28.0 r	12.8 r
Colombia	233	1.4	0.3 r	0.3 r	0.4 r	0.4 r	0.4 r	2.1	0.5 r	0.6 r	0.4 r	0.4 r	0.4 r
Costa Rica	238	....	....	....	....	....	....	0.8	0.2 r	0.2 r	0.2 r	0.2 r	0.2 r
Curacao	354	0.0	....	....	....	....	....	0.0	0.0 r	0.0 r	0.0 r	0.0 r	0.0 r
Dominica	321	....	....	....	....	....	....	0.0	0.0 r	0.0 r	0.0 r	0.0 r	0.0 r
Dominican Republic	243	0.2	0.0 r	0.0 r	0.0 r	0.0 r	0.0 r	0.8	0.2 r	0.2 r	0.2 r	0.2 r	0.2 r
Ecuador	248	1.4	0.9 r	0.2 r	....	....	....	1.7	0.4 r	0.4 r	0.6 r	0.7 r	0.6 r
El Salvador	253	6.2	1.6 r	1.6 r	1.6 r	1.6 r	1.6 r	0.0	0.0 r	....	....	....	....
Greenland	326	....	....	....	....	....	....	0.0	0.0 r	0.0 r	0.0 r	0.0 r	0.0 r
Grenada	328	....	....	....	....	....	....	0.0	0.0 r	0.0 r	0.0 r	0.0 r	0.0 r
Guatemala	258	....	....	....	....	....	....	1.8	0.4 r	0.4 r	0.4 r	0.4 r	0.3 r
Guyana	336	0.1	0.0 r	0.0 r	0.0 r	0.0 r	0.0 r	0.1	0.0 r	0.0 r	0.0 r	0.0 r	0.0 r
Haiti	263	....	....	....	....	....	....	0.6	0.1 r	0.1 r	0.1 r	0.1 r	0.1 r
Honduras	268	0.0	0.0 r	....	....	....	....	0.3	0.1 r	0.1 r	0.1 r	0.1 r	0.1 r
Jamaica	343	....	....	....	....	....	....	0.1	0.0 r	0.0 r	0.0 r	0.0 r	0.0 r
Mexico	273	2.3	0.6 r	0.6 r	0.6 r	0.6 r	0.6 r	45.1	11.6 r	11.8 r	11.7 r	11.7 r	11.6 r
Montserrat	351	....	....	....	....	....	....	0.0	0.0 r	0.0 r	0.0 r	0.0 r	0.0 r
Nicaragua	278	0.0	0.0 r	0.0 r	0.0 r	0.0 r	0.0 r	0.2	0.0 r	0.0 r	0.0 r	0.0 r	0.0 r
Panama	283	0.2	....	0.2 r	....	....	....	27.7	6.9 r	6.9 r	6.9 r	6.9 r	6.9 r
Paraguay	288	0.0	0.0 r	0.0 r	0.0 r	0.0 r	0.0 r	3.6	0.9 r	0.9 r	0.8 r	0.7 r	0.7 r
Peru	293	....	....	....	....	....	....	2.2	0.5 r	0.6 r	0.5 r	0.5 r	0.4 r
St. Kitts and Nevis	361	....	....	....	....	....	....	0.0	0.0 r	0.0 r	0.0 r	0.0 r	0.0 r
St. Lucia	362	....	....	....	....	....	....	0.0	0.0 r	0.0 r	0.0 r	0.0 r	0.0 r
St. Vincent & Grens.	364	0.0	0.0 r	0.0 r	0.0 r	0.0 r	0.0 r	....	....	....	....	....	....
Suriname	366	....	....	....	....	....	....	0.1	0.0 r	0.0 r	0.0 r	0.0 r	0.0 r
Trinidad and Tobago	369	....	....	....	....	....	....	0.0	0.0 r	0.0 r	0.0 r	0.0 r	0.0 r
Uruguay	298	....	....	....	....	....	....	0.2	....	0.0 r	0.0 r	0.0 r	0.0 r
Venezuela, Rep. Bol.	299	0.2	0.0 r	0.0 r	0.0 r	0.0 r	0.0 r	1.0	0.2 r	0.2 r	0.2 r	0.2 r	0.2 r
Western Hem. n.s.	399	....	....	....	....	....	....	0.0	0.0 r	0.0 r	0.0 r	0.0 r	0.0 r
<b>Other Countries n.i.e</b>	910	....	....	....	....	....	....	<b>1.1</b>	<b>0.3</b>	<b>0.2</b>	<b>0.2</b>	<b>0.2</b>	<b>0.2</b>
Cuba	928	....	....	....	....	....	....	0.8	0.2 r	0.2 r	0.2 r	0.2 r	0.1 r
Korea, Dem. People's Rep.	954	....	....	....	....	....	....	0.3	0.1 r	0.1 r	0.1 r	0.1 r	0.1 r
<b>Countries &amp; Areas n.s.</b>	898	....	....	....	....	....	....	<b>3,938.8</b>	<b>959.8 r</b>	<b>973.9 r</b>	<b>840.7 r</b>	<b>831.8 r</b>	<b>768.6 r</b>
<b>Memorandum Items</b>													
Africa	605	394.5	90.1	88.3	100.8	96.8	102.8	140.8	36.2	32.0	27.0	31.1	28.4
Middle East	405	6,518.8	1,753.3	1,332.0	1,607.2	1,465.6	1,503.9	2,455.8	602.0	614.5	525.1	521.9	482.5
European Union	998	297.8	74.3	64.3	67.5	59.9	78.9	2,206.6	512.0	548.1	504.9	559.5	568.6
Export earnings: fuel	080	6,308.4	1,715.9	1,277.4	1,449.6	1,295.7	1,349.8	2,324.8	570.9	581.0	499.0	495.5	520.9
Export earnings: nonfuel	092	2,559.9	623.2	567.1	745.7	744.5	699.5	14,120.4	3,403.2	3,529.8	2,913.7	2,873.7	2,767.6

# Bangladesh (513)

In Millions of U.S. Dollars

		Exports (FOB)						Imports (CIF)					
		2015	2015Q3	2015Q4	2016Q1	2016Q2	2016Q3	2015	2015Q3	2015Q4	2016Q1	2016Q2	2016Q3
IFS World		31,734.2	7,724.5	7,875.7	8,824.9	....	....	48,058.7	10,855.0	12,918.7	12,244.8	....	....
World	001	29,924.6	7,522.4	7,510.9	7,036.1	7,132.4	8,557.7	39,476.0	9,243.3	10,477.5	10,145.0	11,137.3	10,762.6
Advanced Economies	110	20,514.5	5,260.0	5,037.6	4,476.4	4,537.7	5,444.4	11,432.6	2,660.2	3,132.5	3,001.4	3,313.9	3,199.1
Euro Area	163	9,693.9	2,472.3	2,372.5	2,056.6	2,084.8	2,501.4	1,970.0	499.1	515.1	589.9	539.3	627.7
Austria	122	45.0	11.7	11.0	9.1 r	9.2 r	11.1 r	73.1	19.4	25.3	37.1 r	28.5 r	95.8 r
Belgium	124	690.2	167.0	180.8	157.6 r	159.8 r	191.7 r	140.5	37.0	25.0	17.0 r	23.8 r	24.9 r
Cyprus	423	4.5	1.0	0.7	0.6 r	0.6 r	0.8 r	1.3	0.1	0.4	0.2 r	0.1 r	0.5 r
Estonia	939	0.7	0.3	0.0	0.0 r	0.0 r	0.0 r	....	....	....	....	....	....
Finland	172	25.6	6.4	6.1	4.5 r	4.5 r	5.4 r	122.2	42.4	11.3	24.4 r	4.2 r	8.5 r
France	132	1,504.0	383.2	365.4	358.4 r	363.3 r	436.0 r	222.6	50.1	47.4	43.8 r	40.5 r	37.2 r
Germany	134	3,857.4	1,012.2	952.6	756.6 r	766.9 r	920.2 r	672.4	180.8	201.5	283.2 r	238.5 r	216.5 r
Greece	174	26.2	7.9	5.2	3.3 r	3.4 r	4.1 r	22.4	2.5	3.2	4.1 r	4.5 r	5.3 r
Ireland	178	206.8	48.3	46.5	35.9 r	36.4 r	43.7 r	16.2	4.6	4.0	4.5 r	3.8 r	4.5 r
Italy	136	1,170.9	294.5	272.8	242.6 r	245.9 r	295.0 r	413.8	106.8	109.1	86.1 r	110.7 r	146.8 r
Latvia	941	....	....	....	....	....	....	1.1	0.0	0.1	0.0 r	0.1 r	0.1 r
Luxembourg	137	....	....	....	....	....	....	4.6	1.9	0.7	0.3 r	0.1 r	1.1 r
Malta	181	2.5	0.3	0.5	0.1 r	0.1 r	0.1 r	10.5	1.4	3.7	2.7 r	2.1 r	2.5 r
Netherlands	138	620.1	162.4	142.2	137.5 r	139.4 r	167.2 r	121.0	27.1	41.1	42.0 r	36.1 r	39.9 r
Portugal	182	44.8	10.4	10.8	9.7 r	9.8 r	11.8 r	6.6	0.4	0.5	0.2 r	0.2 r	0.1 r
Slovak Republic	936	51.6	12.6	10.9	8.8 r	8.9 r	10.7 r	5.0	0.3	0.3	0.7 r	0.5 r	0.3 r
Slovenia	961	31.3	6.9	9.2	11.1 r	11.2 r	13.5 r	14.8	0.1	14.1	15.3 r	15.8 r	13.5 r
Spain	184	1,412.3	347.3	357.8	320.8 r	325.1 r	390.1 r	122.1	24.2	27.4	28.4 r	29.9 r	30.2 r
Australia	193	547.1	129.9	144.6	121.9 r	123.6 r	148.3 r	521.1	108.4	117.1	149.6 r	186.6 r	178.0 r
Canada	156	780.1	215.9	173.1	155.2 r	157.4 r	188.8 r	680.7	120.7	189.3	113.6 r	145.0 r	122.7 r
China,P.R.: Hong Kong	532	347.9	90.2	78.8	94.0 r	95.3 r	114.3 r	824.8	177.2	195.4	170.9 r	185.4 r	176.3 r
China,P.R.: Macao	546	....	....	....	....	....	....	26.3	9.1	8.4	....	0.0 r	....
Czech Republic	935	53.0	13.2	17.3	15.0 r	15.2 r	18.3 r	40.6	8.0	7.4	11.1 r	11.0 r	7.3 r
Denmark	128	513.8	133.7	128.4	153.6 r	155.7 r	186.8 r	64.8	12.6	22.4	29.7 r	30.7 r	30.7 r
Iceland	176	4.4	0.6	0.7	0.6 r	0.6 r	0.7 r	0.3	0.1	0.1	0.1 r	0.1 r	0.2 r
Israel	436	....	....	....	....	....	....	....	....	....	....	....	0.6 e
Japan	158	614.2	151.5	161.7	148.2 r	150.2 r	180.2 r	1,533.5	352.8	423.3	500.4 r	466.7 r	468.4 r
Korea, Republic of	542	168.3	50.6	38.0	27.0 r	27.4 r	32.8 r	1,134.7	249.3	307.9	300.1 r	330.3 r	277.1 r
New Zealand	196	47.1	12.3	14.1	13.2 r	13.4 r	16.1 r	170.5	37.5	41.2	37.2 r	44.4 r	35.8 r
Norway	142	116.4	30.8	27.1	24.9 r	25.3 r	30.3 r	16.3	1.9	3.3	0.4 r	0.5 r	0.5 r
Singapore	576	117.4	27.5	24.9	22.4 r	22.8 r	27.3 r	2,038.0	479.0	592.9	565.8 r	719.8 r	659.3 r
Sweden	144	508.5	122.0	126.1	101.7 r	103.1 r	123.7 r	101.9	15.4	38.0	38.1 r	41.6 r	41.7 r
Switzerland	146	122.7	31.5	33.6	26.0 r	26.3 r	31.6 r	273.4	62.1	91.6	89.1 r	101.6 r	88.4 r
Taiwan Prov.of China	528	58.1	12.9	12.3	13.0 r	13.2 r	15.8 r	802.3	176.2	191.0	205.4 r	198.4 r	182.2 r
United Kingdom	112	2,656.7	718.9	666.5	585.2 r	593.2 r	711.8 r	293.1	55.5	73.2	63.6 r	97.5 r	95.8 r
United States	111	4,164.9	1,046.0	1,018.1	917.7 r	930.2 r	1,116.1 r	940.2	295.2	314.8	136.2 r	214.8 r	206.4 r
<b>Emerg. &amp; Dev. Economies</b>	<b>200</b>	<b>4,116.9</b>	<b>1,007.1</b>	<b>1,067.0</b>	<b>1,039.5</b>	<b>1,053.7</b>	<b>1,264.2</b>	<b>24,707.0</b>	<b>5,865.1</b>	<b>6,435.2</b>	<b>6,274.1</b>	<b>6,890.2</b>	<b>6,655.8</b>
<b>Emerg. &amp; Dev. Asia</b>	<b>505</b>	<b>1,538.5</b>	<b>379.4</b>	<b>410.8</b>	<b>430.5</b>	<b>436.4</b>	<b>523.6</b>	<b>17,998.3</b>	<b>4,372.5</b>	<b>4,727.6</b>	<b>4,795.2</b>	<b>5,260.9</b>	<b>4,774.9</b>
Bhutan	514	2.9	0.5	0.7	0.5 r	0.5 r	0.6 r	27.5	5.1	5.0	4.7 r	5.1 r	5.0 r
Brunei Darussalam	516	1.1	0.2	0.4	0.4 r	0.4 r	0.4 r	21.6	3.0	0.1	0.0 r	0.1 r	0.1 r
Cambodia	522	4.2	1.1	1.1	1.2 r	1.2 r	1.4 r	1.6	0.2	0.9	0.9 r	1.0 r	0.9 r
China,P.R.: Mainland	924	675.1	160.2	174.6	177.1 r	179.5 r	215.4 r	8,848.8	2,290.1	2,414.3	2,163.0 r	2,459.8 r	2,230.1 r
India	534	546.8	143.6	156.4	159.5 r	161.7 r	194.1 r	5,575.2	1,265.6	1,418.8	1,539.9 r	1,475.4 r	1,297.9 r
Indonesia	536	33.4	9.2	8.3	6.8 r	6.8 r	8.2 r	1,295.8	294.4	347.3	501.6 r	574.4 r	541.8 r
Kiribati	826	....	....	....	....	....	....	0.8	0.1	0.1	0.1 r	0.1 r	0.1 r
Lao People's Dem.Rep	544	....	....	....	....	....	....	1.0	0.1	0.5	0.5 r	0.5 r	0.5 r
Malaysia	548	105.7	24.6	29.6	44.6 r	45.2 r	54.3 r	1,000.7	225.1	248.9	268.2 r	419.4 r	379.9 r
Maldives	556	....	....	....	....	....	....	1.0	0.1	0.0	0.0 r	0.0 r	0.0 r
Myanmar	518	15.7	3.6	3.7	2.4 r	2.4 r	2.9 r	28.8	7.8	5.3	4.8 r	5.8 r	6.1 r
Nepal	558	21.3	7.3	5.0	3.4 r	3.4 r	4.1 r	5.8	2.9	0.4	0.3 r	0.4 r	0.4 r
Papua New Guinea	853	1.5	0.5	0.2	0.2 r	0.2 r	0.2 r	....	....	....	....	....	....
Philippines	566	24.6	7.5	6.4	6.5 r	6.6 r	7.9 r	49.4	36.4	5.6	4.9 r	5.3 r	5.2 r
Sri Lanka	524	28.3	3.9	3.9	3.7 r	3.8 r	4.5 r	44.2	9.4	13.0	13.7 r	11.6 r	11.6 r
Thailand	578	29.0	5.2	5.9	5.4 r	5.4 r	6.5 r	641.6	144.6	165.6	195.2 r	197.8 r	193.2 r
Vietnam	582	49.0	11.9	14.6	18.9 r	19.2 r	23.0 r	454.4	87.5	101.8	96.5 r	104.3 r	102.0 r

# Bangladesh (513)

In Millions of U.S. Dollars

		Exports (FOB)						Imports (CIF)					
		2015	2015Q3	2015Q4	2016Q1	2016Q2	2016Q3	2015	2015Q3	2015Q4	2016Q1	2016Q2	2016Q3
<b>Europe</b>	170	<b>1,401.1</b>	<b>342.4</b>	<b>350.7</b>	<b>332.4</b>	<b>337.0</b>	<b>404.3</b>	<b>1,598.8</b>	<b>379.3</b>	<b>362.2</b>	<b>300.7</b>	<b>391.7</b>	<b>516.0</b>
<b>Emerg. &amp; Dev. Europe</b>	903	<b>1,146.0</b>	<b>295.5</b>	<b>281.9</b>	<b>262.0</b>	<b>265.6</b>	<b>318.6</b>	<b>312.3</b>	<b>84.7</b>	<b>56.4</b>	<b>78.3</b>	<b>89.1</b>	<b>75.7</b>
Albania	914	5.2	1.2	0.9	0.9 r	0.9 r	1.1 r	....	....	....	....	....	....
Bulgaria	918	1.3	0.2	0.2	0.2 r	0.2 r	0.3 r	24.4	3.6	2.5	1.9 r	13.5 r	1.4 r
Croatia	960	15.4	4.9	3.6	3.2 r	3.3 r	3.9 r	18.3	1.9	1.5	0.8 r	1.6 r	1.3 r
Hungary	944	7.3	1.0	1.2	0.6 r	0.7 r	0.8 r	9.8	1.9	3.1	2.3 r	2.4 r	1.5 r
Macedonia, FYR	962	....	....	....	....	....	....	....	....	....	0.0 e	0.0 e	0.0 e
Montenegro	943	....	....	....	....	....	....	....	....	....	1.1 e	1.2 e	1.2 e
Poland	964	511.3	137.9	131.4	128.4 r	130.1 r	156.1 r	31.8	4.5	6.0	8.6 r	9.6 r	7.5 r
Romania	968	11.6	2.7	2.5	3.2 r	3.2 r	3.9 r	31.8	23.7	2.8	3.7 r	2.9 r	3.1 r
Serbia, Republic of	942	....	....	....	....	....	....	22.7	1.5	3.8	28.9 r	14.5 r	11.2 r
Turkey	186	594.0	147.6	142.0	125.5 r	127.2 r	152.6 r	173.4	47.6	36.7	31.0 r	43.4 r	48.4 r
<b>CIS</b>	901	<b>255.1</b>	<b>46.9</b>	<b>68.9</b>	<b>70.4</b>	<b>71.4</b>	<b>85.7</b>	<b>1,286.5</b>	<b>294.6</b>	<b>305.8</b>	<b>222.4</b>	<b>302.6</b>	<b>440.2</b>
Belarus	913	2.9	0.3	0.8	1.0 r	1.0 r	1.2 r	98.4	30.0	23.0	69.5 r	85.3 r	146.4 r
Georgia	915	1.1	0.3	0.2	0.1 r	0.1 r	0.1 r	....	....	....	....	....	0.0 r
Kazakhstan	916	2.3	0.9	0.4	0.1 r	0.1 r	0.1 r	2.3	1.2	0.3	0.3 r	0.3 r	0.3 r
Moldova	921	0.4	0.0	0.2	0.1 r	0.1 r	0.1 r	....	....	....	....	....	....
Russian Federation	922	226.0	40.5	61.2	61.9 r	62.7 r	75.2 r	222.7	32.6	99.1	15.4 r	26.5 r	56.1 r
Tajikistan	923	0.6	0.1	0.4	0.5 r	0.5 r	0.6 r	31.0	1.5	5.9	6.9 r	7.3 r	7.1 r
Turkmenistan	925	....	....	....	....	....	....	218.2	53.3	32.6	....	....	....
Ukraine	926	11.3	2.2	2.5	3.5 r	3.5 r	4.2 r	219.3	57.8	72.9	66.6 r	104.0 r	144.6 r
Uzbekistan	927	10.5	2.6	3.2	3.5 r	3.5 r	4.2 r	494.6	118.3	71.8	63.7 r	79.1 r	85.7 r
<b>Mid East, N Africa, Pak</b>	440	<b>721.4</b>	<b>167.5</b>	<b>193.7</b>	<b>186.6</b>	<b>189.1</b>	<b>226.9</b>	<b>3,160.4</b>	<b>661.1</b>	<b>799.8</b>	<b>693.1</b>	<b>747.1</b>	<b>735.4</b>
Afghanistan, I.R. of	512	6.4	1.6	1.8	1.0 r	1.0 r	1.2 r	6.0	1.0	4.4	4.2 r	4.5 r	4.4 r
Algeria	612	6.5	2.6	0.5	0.7 r	0.7 r	0.8 r	....	....	....	....	....	....
Bahrain, Kingdom of	419	4.7	1.2	1.1	1.0 r	1.0 r	1.2 r	58.5	17.0	2.5	2.4 r	2.6 r	2.5 r
Djibouti	611	2.5	0.6	0.7	0.6 r	0.6 r	0.7 r	....	....	....	....	....	....
Egypt	469	30.3	7.5	8.7	8.4 r	8.6 r	10.3 r	41.1	6.1	10.3	14.1 r	15.2 r	14.9 r
Iran, I.R. of	429	47.9	12.2	10.9	10.4 r	10.5 r	12.6 r	5.8	5.7	0.1	0.1 r	0.1 r	0.1 r
Iraq	433	0.9	0.1	0.3	0.1 r	0.1 r	0.1 r	5.2	0.0	3.4	3.3 r	3.5 r	3.4 r
Jordan	439	7.8	1.9	2.2	2.2 r	2.3 r	2.7 r	32.6	9.2	14.5	0.1 r	0.2 r	2.8 r
Kuwait	443	20.7	4.2	5.5	6.1 r	6.2 r	7.4 r	730.9	195.6	153.2	145.2 r	156.8 r	153.4 r
Mauritania	682	....	....	....	....	....	....	....	....	....	0.0 e	0.0 e	0.0 e
Morocco	686	5.2	1.1	1.4	1.2 r	1.2 r	1.4 r	176.7	27.8	56.0	....	....	....
Oman	449	17.3	4.6	5.5	4.3 r	4.4 r	5.2 r	62.2	10.1	24.9	23.6 r	25.5 r	24.9 r
Pakistan	564	59.4	10.8	15.3	11.9 r	12.1 r	14.5 r	490.7	122.6	122.6	110.7 r	121.2 r	119.8 r
Qatar	453	18.1	4.6	3.9	4.0 r	4.1 r	4.9 r	209.1	8.6	47.0	44.6 r	48.1 r	47.1 r
Saudi Arabia	456	173.5	44.9	45.8	46.2 r	46.8 r	56.2 r	585.1	119.6	159.4	151.1 r	163.2 r	159.6 r
Sudan	732	34.8	0.8	1.3	0.8 r	0.8 r	1.0 r	0.2	0.1	....	0.1 r	0.1 r	0.1 r
Syrian Arab Republic	463	1.5	0.1	0.1	0.2 r	0.3 r	0.3 r	....	....	....	....	....	....
Tunisia	744	4.5	1.0	0.9	0.8 r	0.8 r	0.9 r	126.0	31.2	41.8	42.5 r	42.6 r	42.6 r
United Arab Emirates	466	276.5	67.3	87.6	86.6 r	87.8 r	105.4 r	627.9	106.3	159.1	150.8 r	162.9 r	159.3 r
Yemen, Republic of	474	3.0	0.5	0.1	0.1 r	0.1 r	0.2 r	2.4	0.3	0.5	0.5 r	0.5 r	0.5 r
<b>Sub-Saharan Africa</b>	603	<b>102.6</b>	<b>25.3</b>	<b>26.2</b>	<b>17.5</b>	<b>17.8</b>	<b>21.3</b>	<b>537.5</b>	<b>117.9</b>	<b>158.2</b>	<b>130.7</b>	<b>142.4</b>	<b>165.8</b>
Benin	638	0.3	0.1	0.0	0.0 r	0.0 r	0.0 r	54.3	17.9	12.2	11.6 r	12.5 r	12.2 r
Burkina Faso	748	....	....	....	....	....	....	71.9	20.7	11.7	11.0 r	11.9 r	11.7 r
Cameroon	622	2.3	0.8	0.1	....	....	....	51.8	12.0	22.9	21.7 r	23.5 r	22.9 r
Chad	628	....	....	....	....	....	....	27.0	9.2	8.1	7.7 r	8.3 r	8.1 r
Congo, Republic of	634	....	....	....	....	....	....	....	....	....	0.0 e	0.0 e	0.0 e
Côte d'Ivoire	662	9.9	3.7	0.6	0.4 r	0.4 r	0.5 r	35.7	1.5	6.1	5.8 r	6.3 r	6.1 r
Equatorial Guinea	642	....	....	....	....	....	....	0.3	0.1	....	0.1 r	0.1 r	0.1 r
Ethiopia	644	2.1	0.5	0.5	0.2 r	0.2 r	0.2 r	....	....	....	....	....	....
Ghana	652	2.0	0.3	0.8	0.2 r	0.2 r	0.3 r	4.8	0.5	0.7	0.6 r	0.7 r	0.7 r
Guinea	656	0.6	0.4	0.1	0.1 r	0.1 r	0.2 r	....	....	....	0.1 e	0.1 e	0.1 e
Guinea-Bissau	654	0.9	....	0.3	0.0 r	0.0 r	0.0 r	....	....	....	....	....	....
Kenya	664	9.1	1.9	2.0	1.0 r	1.0 r	1.3 r	3.6	0.7	1.1	1.1 r	1.1 r	1.1 r
Lesotho	666	....	....	....	....	....	....	....	....	....	0.0 e	0.0 e	0.0 e
Liberia	668	....	....	....	....	....	....	1.2	0.3	....	0.3 r	0.3 r	0.3 r
Madagascar	674	0.5	0.1	0.2	0.1 r	0.1 r	0.1 r	2.4	1.0	1.0	0.9 r	1.0 r	1.0 r
Malawi	676	....	....	....	....	....	....	11.6	3.2	7.4	7.1 r	7.6 r	7.4 r

# Bangladesh (513)

In Millions of U.S. Dollars

		Exports (FOB)						Imports (CIF)					
		2015	2015Q3	2015Q4	2016Q1	2016Q2	2016Q3	2015	2015Q3	2015Q4	2016Q1	2016Q2	2016Q3
Mali	678	....	....	....	....	....	....	79.4	19.8	14.2	13.4 r	14.5 r	14.2 r
Mauritius	684	....	....	....	....	....	....	12.8	3.5	2.9	2.6 r	2.8 r	2.7 r
Mozambique	688	0.5	0.1	0.1	0.2 r	0.3 r	0.3 r	4.5	0.1	1.7	1.6 r	1.8 r	1.7 r
Namibia	728	....	....	....	....	....	....	....	....	....	0.0 e	0.0 e	0.0 e
Nigeria	694	2.6	0.8	0.9	1.0 r	1.0 r	1.2 r	5.2	0.5	2.2	2.2 r	2.2 r	2.0 r
Rwanda	714	....	....	....	....	....	....	....	....	....	0.0 e	0.0 e	0.0 e
Senegal	722	....	....	....	....	....	....	9.5	2.2	3.1	....	....	....
Seychelles	718	....	....	....	....	....	....	....	....	....	0.0 e	0.0 e	0.0 e
South Africa	199	65.0	15.1	18.2	11.6 r	11.7 r	14.1 r	105.9	18.0	39.6	20.3 r	23.9 r	49.9 r
Tanzania	738	3.5	1.0	1.0	0.4 r	0.4 r	0.5 r	7.9	1.7	2.9	2.8 r	3.0 r	3.0 r
Uganda	746	3.2	0.5	1.2	2.2 r	2.3 r	2.7 r	3.3	2.0	0.5	0.5 r	0.5 r	0.5 r
Zambia	754	....	....	....	....	....	....	21.9	1.9	8.2	8.2 r	8.2 r	8.2 r
Zimbabwe	698	....	....	....	....	....	....	22.4	1.4	11.7	11.1 r	12.0 r	11.8 r
<b>Western Hemisphere</b>	<b>205</b>	<b>353.2</b>	<b>92.5</b>	<b>85.5</b>	<b>72.4</b>	<b>73.4</b>	<b>88.1</b>	<b>1,412.0</b>	<b>334.3</b>	<b>387.5</b>	<b>354.5</b>	<b>348.1</b>	<b>463.7</b>
Argentina	213	2.4	0.7	0.7	0.4 r	0.4 r	0.5 r	306.2	60.9	69.8	67.2 r	73.6 r	72.8 r
Aruba	314	....	....	....	....	....	....	....	....	....	0.0 e	0.0 e	....
Belize	339	....	....	....	....	....	....	5.0	3.5	0.0	0.0 r	0.0 r	0.0 r
Brazil	223	157.7	38.4	30.3	26.6 r	26.9 r	32.3 r	909.2	194.2	270.7	224.6 r	206.2 r	321.7 r
Chile	228	32.2	7.1	9.1	8.1 r	8.2 r	9.9 r	2.0	0.6	0.7	1.2 r	3.6 r	5.6 r
Colombia	233	9.5	2.5	3.8	3.5 r	3.5 r	4.2 r	....	....	....	....	....	....
Dominican Republic	243	....	....	....	....	....	....	5.6	1.4	0.3	0.3 r	0.3 r	0.3 r
El Salvador	253	1.2	0.2	0.4	0.1 r	0.1 r	0.1 r	....	....	....	0.0 e	0.3 e	0.0 e
Guatemala	258	....	....	....	....	....	....	18.1	6.0	5.1	4.8 r	5.2 r	5.1 r
Honduras	268	....	....	....	....	....	....	....	....	....	0.0 e	0.0 e	0.0 e
Jamaica	343	....	....	....	....	....	....	0.6	....	0.3	0.3 r	0.3 r	0.3 r
Mexico	273	125.0	38.5	33.4	27.1 r	27.5 r	33.0 r	8.0	2.9	1.3	1.3 r	1.3 r	1.3 r
Netherlands Antilles	353	0.2	0.0	0.2	0.4 r	0.4 r	0.5 r	....	....	....	....	....	....
Panama	283	10.5	1.8	3.4	2.3 r	2.3 r	2.8 r	....	....	....	....	....	....
Paraguay	288	....	....	....	....	....	....	83.4	39.9	15.7	14.9 r	16.0 r	15.7 r
Peru	293	14.5	3.3	4.3	3.9 r	4.0 r	4.8 r	5.3	1.0	1.2	1.1 r	1.2 r	1.2 r
St. Kitts and Nevis	361	....	....	....	....	....	....	14.0	14.0	....	15.8 r	17.1 r	16.7 r
Suriname	366	....	....	....	....	....	....	....	....	....	0.1 e	0.1 e	0.1 e
Uruguay	298	....	....	....	....	....	....	54.6	9.9	22.5	22.9 r	22.9 r	22.9 r
<b>Other Countries n.i.e</b>	<b>910</b>	<b>12.2</b>	<b>2.2</b>	<b>1.5</b>	<b>1.3</b>	<b>1.3</b>	<b>1.6</b>	<b>24.9</b>	<b>3.3</b>	<b>1.4</b>	<b>1.3</b>	<b>1.4</b>	<b>1.4</b>
Cuba	928	....	....	....	....	....	....	....	....	....	0.0 e	0.0 e	0.0 e
Korea, Dem. People's Rep.	954	12.2	2.2	1.5	1.3 r	1.3 r	1.6 r	24.9	3.3	1.4	1.3 r	1.4 r	1.4 r
<b>Special Categories</b>	<b>899</b>	<b>5,182.8</b>	<b>1,225.7</b>	<b>1,380.6</b>	<b>1,498.8 r</b>	<b>1,519.3 r</b>	<b>1,822.9 r</b>	<b>3,067.0</b>	<b>667.3</b>	<b>847.6</b>	<b>810.4 r</b>	<b>869.5 r</b>	<b>845.4 r</b>
<b>Countries &amp; Areas n.s.</b>	<b>898</b>	<b>98.3</b>	<b>27.5</b>	<b>24.2</b>	<b>20.2 r</b>	<b>20.5 r</b>	<b>24.5 r</b>	<b>244.6</b>	<b>47.4</b>	<b>60.9</b>	<b>57.7 r</b>	<b>62.3 r</b>	<b>61.0 r</b>
<b>Memorandum Items</b>													
Africa	605	156.2	31.3	31.1	21.5	21.8	26.2	840.4	177.0	256.0	173.4	185.1	208.5
Middle East	405	602.1	149.1	171.8	169.7	172.0	206.4	2,360.8	478.5	575.0	535.6	578.7	568.5
European Union	998	13,972.7	3,606.9	3,449.7	3,047.8	3,089.5	3,706.9	2,586.6	626.2	672.1	749.7	750.0	817.9
Export earnings: fuel	080	810.6	187.1	227.9	226.2	229.3	275.1	2,784.4	563.1	692.6	547.2	600.9	617.6
Export earnings: nonfuel	092	29,114.0	7,335.3	7,283.1	6,809.9	6,903.2	8,282.7	36,691.6	8,680.2	9,784.9	9,597.8	10,536.5	10,145.0

# Barbados (316)

In Millions of U.S. Dollars

		Exports (FOB)						Imports (CIF)					
		2015	2015Q3	2015Q4	2016Q1	2016Q2	2016Q3	2015	2015Q3	2015Q4	2016Q1	2016Q2	2016Q3
IFS World		482.9	....	....	....	....	....	1,618.1	....	....	....	....	....
World	001	406.6	119.3	88.9	88.3	80.9	59.7	1,627.2	407.6	400.6	350.3	361.7	347.7
Advanced Economies	110	202.0	60.6	44.3	43.2	38.6	27.4	1,007.5	254.6	249.5	215.5	220.4	209.6
Euro Area	163	17.5	5.1	3.7	3.7	3.4	2.5	129.7	33.1	32.4	27.8	28.1	26.6
Austria	122	0.0	0.0 r	0.0 r	0.0 r	0.0 r	0.0 r	1.4	0.3 r	0.3 r	0.3 r	0.3 r	0.3 r
Belgium	124	0.0	0.0 r	0.0 r	0.0 r	0.0 r	0.0 r	5.6	1.4 r	1.4 r	1.2 r	1.2 r	1.2 r
Cyprus	423	....	....	....	....	....	....	0.4	0.1 r	0.1 r	0.1 r	0.1 r	0.1 r
Estonia	939	....	....	....	....	....	....	0.0	0.0 r	0.0 r	0.0 r	0.0 r	0.0 r
Finland	172	....	....	....	....	....	....	0.2	0.0 r	0.0 r	0.0 r	0.0 r	0.0 r
France	132	10.7	3.1 r	2.2 r	2.2 r	2.0 r	1.5 r	31.3	7.9 r	7.8 r	6.8 r	7.0 r	6.7 r
Germany	134	1.1	0.3 r	0.2 r	0.2 r	0.2 r	0.2 r	27.0	6.9 r	6.7 r	5.8 r	5.8 r	5.5 r
Greece	174	0.0	0.0 r	0.0 r	0.0 r	0.0 r	0.0 r	0.1	0.0 r	0.0 r	0.0 r	0.0 r	0.0 r
Ireland	178	0.2	0.0 r	0.0 r	0.0 r	0.0 r	0.0 r	13.2	3.7 r	3.6 r	2.9 r	2.7 r	2.4 r
Italy	136	1.2	0.4 r	0.3 r	0.3 r	0.2 r	0.2 r	14.1	3.5 r	3.4 r	3.0 r	3.1 r	2.9 r
Latvia	941	0.0	0.0 r	0.0 r	0.0 r	0.0 r	0.0 r	0.1	0.0 r	0.0 r	0.0 r	0.0 r	0.0 r
Lithuania	946	0.0	0.0 r	0.0 r	0.0 r	0.0 r	0.0 r	0.3	0.1 r	0.1 r	0.1 r	0.1 r	0.1 r
Luxembourg	137	....	....	....	....	....	....	0.0	0.0 r	0.0 r	0.0 r	0.0 r	0.0 r
Malta	181	....	....	....	....	....	....	0.0	0.0 r	0.0 r	0.0 r	0.0 r	0.0 r
Netherlands	138	2.2	0.7 r	0.5 r	0.5 r	0.4 r	0.3 r	23.5	5.9 r	5.8 r	5.0 r	5.1 r	4.9 r
Portugal	182	0.0	0.0 r	0.0 r	0.0 r	0.0 r	0.0 r	2.4	0.6 r	0.6 r	0.5 r	0.5 r	0.5 r
Slovak Republic	936	0.1	0.0 r	0.0 r	0.0 r	0.0 r	0.0 r	0.1	0.0 r	0.0 r	0.0 r	0.0 r	0.0 r
Slovenia	961	....	....	....	....	....	....	0.1	0.0 r	0.0 r	0.0 r	0.0 r	0.0 r
Spain	184	2.1	0.6 r	0.4 r	0.4 r	0.4 r	0.3 r	9.8	2.5 r	2.5 r	2.1 r	2.1 r	2.0 r
Australia	193	0.1	0.0 r	0.0 r	0.0 r	0.0 r	0.0 r	4.3	1.0 r	1.0 r	0.9 r	0.9 r	0.9 r
Canada	156	8.7	2.5 r	1.8 r	1.9 r	1.8 r	1.4 r	38.0	9.6 r	9.6 r	8.4 r	8.8 r	8.5 r
China,P.R.: Hong Kong	532	0.2	0.0 r	0.0 r	0.0 r	0.0 r	0.0 r	5.3	1.3 r	1.3 r	1.1 r	1.1 r	1.1 r
China,P.R.: Macao	546	....	....	....	....	....	....	0.0	0.0 r	0.0 r	0.0 r	0.0 r	0.0 r
Czech Republic	935	0.2	0.1 r	0.0 r	0.0 r	0.0 r	0.0 r	0.3	0.1 r	0.1 r	0.1 r	0.1 r	0.1 r
Denmark	128	0.1	0.0 r	0.0 r	0.0 r	0.0 r	0.0 r	7.3	1.8 r	1.8 r	1.5 r	1.6 r	1.5 r
Iceland	176	....	....	....	....	....	....	0.0	0.0 r	0.0 r	0.0 r	0.0 r	0.0 r
Israel	436	0.0	0.0 r	0.0 r	0.0 r	0.0 r	0.0 r	2.5	0.7 r	0.6 r	0.5 r	0.5 r	0.5 r
Japan	158	0.3	0.1 r	0.1 r	0.1 r	0.1 r	0.0 r	34.5	8.9 r	8.8 r	7.5 r	7.7 r	7.3 r
Korea, Republic of	542	0.3	0.1 r	0.1 r	0.1 r	0.1 r	0.1 r	10.9	2.6 r	2.5 r	2.3 r	2.4 r	2.4 r
New Zealand	196	0.0	0.0 r	0.0 r	0.0 r	0.0 r	0.0 r	18.8	4.4 r	4.2 r	3.9 r	4.2 r	4.2 r
Norway	142	0.0	0.0 r	0.0 r	0.0 r	0.0 r	0.0 r	0.9	0.2 r	0.3 r	0.2 r	0.2 r	0.2 r
San Marino	135	....	....	....	....	....	....	0.0	0.0 r	0.0 r	0.0 r	0.0 r	0.0 r
Singapore	576	0.0	0.0 r	0.0 r	0.0 r	0.0 r	0.0 r	5.3	1.5 r	1.4 r	1.2 r	1.1 r	1.0 r
Sweden	144	0.7	0.2 r	0.2 r	0.2 r	0.2 r	0.2 r	17.0	4.5 r	4.4 r	3.8 r	3.8 r	3.5 r
Switzerland	146	1.1	0.3 r	0.3 r	0.3 r	0.3 r	0.3 r	20.3	4.9 r	4.7 r	4.1 r	4.3 r	4.2 r
Taiwan Prov.of China	528	1.3	0.4 r	0.3 r	0.3 r	0.3 r	0.2 r	9.4	2.4 r	2.3 r	2.0 r	2.0 r	1.9 r
United Kingdom	112	13.9	3.9 r	2.8 r	2.8 r	2.6 r	1.9 r	68.2	17.2 r	16.9 r	14.7 r	15.1 r	14.5 r
United States	111	157.5	48.0 r	34.9 r	33.7 r	29.7 r	20.7 r	634.6	160.5 r	157.2 r	135.5 r	138.3 r	131.4 r
Vatican	187	0.0	0.0 r	0.0 r	0.0 r	0.0 r	0.0 r	....	....	....	....	....	....
Emerg. & Dev. Economies	200	204.6	58.6	44.6	45.1	42.4	32.3	619.5	153.0	151.1	134.7	141.3	138.0
Emerg. & Dev. Asia	505	19.5	5.5	4.5	4.4	4.2	3.5	147.4	36.9	35.8	30.8	31.4	29.9
American Samoa	859	....	....	....	....	....	....	0.0	0.0 r	0.0 r	0.0 r	0.0 r	0.0 r
Bangladesh	513	0.0	0.0 r	0.0 r	0.0 r	0.0 r	0.0 r	0.1	0.0 r	0.0 r	0.0 r	0.0 r	0.0 r
Brunei Darussalam	516	....	....	....	....	....	....	0.0	0.0 r	0.0 r	0.0 r	0.0 r	0.0 r
Cambodia	522	....	....	....	....	....	....	0.1	0.0 r	0.0 r	0.0 r	0.0 r	0.0 r
China,P.R.: Mainland	924	12.6	3.7 r	2.8 r	2.7 r	2.5 r	1.8 r	91.4	22.9 r	22.2 r	19.2 r	19.6 r	18.7 r
Fiji	819	0.0	0.0 r	0.0 r	0.0 r	0.0 r	0.0 r	0.2	0.1 r	0.1 r	0.1 r	0.1 r	0.1 r
F.T. French Polynesia	887	0.0	0.0 r	0.0 r	0.0 r	0.0 r	0.0 r	0.0	0.0 r	0.0 r	0.0 r	0.0 r	0.0 r
Guam	829	0.0	0.0 r	0.0 r	0.0 r	0.0 r	0.0 r	0.0	0.0 r	0.0 r	0.0 r	0.0 r	0.0 r
India	534	5.9	1.5 r	1.5 r	1.5 r	1.5 r	1.5 r	16.4	4.1 r	3.9 r	3.3 r	3.3 r	3.1 r
Indonesia	536	0.0	0.0 r	0.0 r	0.0 r	0.0 r	0.0 r	3.7	0.8 r	0.8 r	0.7 r	0.8 r	0.8 r
Lao People's Dem.Rep	544	....	....	....	....	....	....	0.0	0.0 r	0.0 r	0.0 r	0.0 r	0.0 r
Malaysia	548	0.2	0.0 r	0.0 r	0.0 r	0.0 r	0.0 r	3.0	0.8 r	0.8 r	0.7 r	0.7 r	0.7 r
Marshall Islands	867	0.0	0.0 r	0.0 r	0.0 r	0.0 r	0.0 r	0.0	0.0 r	0.0 r	0.0 r	0.0 r	0.0 r
Mongolia	948	0.0	0.0 r	0.0 r	0.0 r	0.0 r	0.0 r	....	....	....	....	....	....
Nepal	558	....	....	....	....	....	....	0.0	0.0 r	0.0 r	0.0 r	0.0 r	0.0 r



# Barbados (316)

In Millions of U.S. Dollars

		Exports (FOB)						Imports (CIF)					
		2015	2015Q3	2015Q4	2016Q1	2016Q2	2016Q3	2015	2015Q3	2015Q4	2016Q1	2016Q2	2016Q3
Philippines	566	0.0	0.0 r	0.0 r	0.0 r	0.0 r	0.0 r	0.6	0.1 r	0.1 r	0.1 r	0.1 r	0.1 r
Sri Lanka	524	....	....	....	....	....	....	0.4	0.1 r	0.1 r	0.1 r	0.1 r	0.1 r
Thailand	578	0.7	0.2 r	0.2 r	0.2 r	0.2 r	0.2 r	22.1	5.7 r	5.6 r	4.7 r	4.7 r	4.4 r
Tonga	866	0.0	0.0 r	0.0 r	0.0 r	0.0 r	0.0 r	....	....	....	....	....	....
Vanuatu	846	0.0	0.0 r	0.0 r	0.0 r	0.0 r	0.0 r	0.0	0.0 r	0.0 r	0.0 r	0.0 r	0.0 r
Vietnam	582	0.1	0.0 r	0.0 r	0.0 r	0.0 r	0.0 r	3.6	0.9 r	0.9 r	0.7 r	0.8 r	0.7 r
Asia n.s.	598	....	....	....	....	....	....	5.6	1.4 r	1.4 r	1.2 r	1.2 r	1.2 r
<b>Europe</b>	170	<b>0.5</b>	<b>0.1</b>	<b>0.1</b>	<b>0.1</b>	<b>0.1</b>	<b>0.1</b>	<b>8.1</b>	<b>1.9</b>	<b>1.8</b>	<b>1.6</b>	<b>1.6</b>	<b>1.6</b>
<b>Emerg. &amp; Dev. Europe</b>	903	<b>0.4</b>	<b>0.1</b>	<b>0.1</b>	<b>0.1</b>	<b>0.1</b>	<b>0.1</b>	<b>7.5</b>	<b>1.8</b>	<b>1.7</b>	<b>1.4</b>	<b>1.5</b>	<b>1.4</b>
Albania	914	....	....	....	....	....	....	0.0	0.0 r	0.0 r	0.0 r	0.0 r	0.0 r
Bosnia and Herzegovina	963	0.0	0.0 r	0.0 r	0.0 r	0.0 r	0.0 r	0.0	0.0 r	0.0 r	0.0 r	0.0 r	0.0 r
Bulgaria	918	0.0	0.0 r	0.0 r	0.0 r	0.0 r	0.0 r	0.1	0.0 r	0.0 r	0.0 r	0.0 r	0.0 r
Croatia	960	....	....	....	....	....	....	0.0	0.0 r	0.0 r	0.0 r	0.0 r	0.0 r
Gibraltar	823	0.0	0.0 r	0.0 r	0.0 r	0.0 r	0.0 r	....	....	....	....	....	....
Hungary	944	0.0	0.0 r	0.0 r	0.0 r	0.0 r	0.0 r	0.8	0.2 r	0.2 r	0.2 r	0.2 r	0.2 r
Macedonia, FYR	962	....	....	....	....	....	....	0.0	0.0 r	0.0 r	0.0 r	0.0 r	0.0 r
Montenegro	943	....	....	....	....	....	....	0.0	0.0 r	0.0 r	0.0 r	0.0 r	0.0 r
Poland	964	0.1	0.0 r	0.0 r	0.0 r	0.0 r	0.0 r	1.7	0.5 r	0.4 r	0.4 r	0.3 r	0.3 r
Romania	968	....	....	....	....	....	....	0.0	0.0 r	0.0 r	0.0 r	0.0 r	0.0 r
Serbia, Republic of	942	0.0	0.0 r	0.0 r	0.0 r	0.0 r	0.0 r	0.0	0.0 r	0.0 r	0.0 r	0.0 r	0.0 r
Turkey	186	0.3	0.1 r	0.1 r	0.1 r	0.1 r	0.1 r	4.9	1.1 r	1.0 r	0.9 r	0.9 r	0.9 r
<b>CIS</b>	901	<b>0.1</b>	<b>0.0</b>	<b>0.0</b>	<b>0.0</b>	<b>0.0</b>	<b>0.0</b>	<b>0.6</b>	<b>0.2</b>	<b>0.2</b>	<b>0.2</b>	<b>0.2</b>	<b>0.2</b>
Belarus	913	....	....	....	....	....	....	0.3	0.1 r	0.1 r	0.1 r	0.1 r	0.1 r
Georgia	915	0.0	0.0 r	0.0 r	0.0 r	0.0 r	0.0 r	0.2	0.0 r	0.0 r	0.0 r	0.0 r	0.0 r
Kazakhstan	916	....	....	....	....	....	....	0.0	0.0 r	0.0 r	0.0 r	0.0 r	0.0 r
Kyrgyz Republic	917	....	....	....	....	....	....	0.0	0.0 r	0.0 r	0.0 r	0.0 r	0.0 r
Moldova	921	0.0	0.0 r	0.0 r	0.0 r	0.0 r	0.0 r	0.0	0.0 r	0.0 r	0.0 r	0.0 r	0.0 r
Russian Federation	922	....	....	....	....	....	....	0.1	0.0 r	0.0 r	0.0 r	0.0 r	0.0 r
Ukraine	926	0.0	0.0 r	0.0 r	0.0 r	0.0 r	0.0 r	0.0	0.0 r	0.0 r	0.0 r	0.0 r	0.0 r
Europe n.s.	884	0.0	0.0 r	0.0 r	0.0 r	0.0 r	0.0 r	0.0	0.0 r	0.0 r	0.0 r	0.0 r	0.0 r
<b>Mid East, N Africa, Pak</b>	440	<b>1.4</b>	<b>0.4</b>	<b>0.4</b>	<b>0.4</b>	<b>0.4</b>	<b>0.4</b>	<b>1.7</b>	<b>0.4</b>	<b>0.4</b>	<b>0.4</b>	<b>0.4</b>	<b>0.4</b>
Afghanistan, I.R. of	512	....	....	....	....	....	....	0.0	0.0 r	0.0 r	0.0 r	0.0 r	0.0 r
Bahrain, Kingdom of	419	0.3	0.1 r	0.1 r	0.1 r	0.1 r	0.1 r	0.0	0.0 r	0.0 r	0.0 r	0.0 r	0.0 r
Egypt	469	....	....	....	....	....	....	0.2	0.1 r	0.0 r	0.0 r	0.0 r	0.0 r
Iran, I.R. of	429	....	....	....	....	....	....	0.1	0.0 r	0.0 r	0.0 r	0.0 r	0.0 r
Iraq	433	0.1	0.0 r	0.0 r	0.0 r	0.0 r	0.0 r	....	....	....	....	....	....
Jordan	439	0.0	0.0 r	0.0 r	0.0 r	0.0 r	0.0 r	0.0	0.0 r	0.0 r	0.0 r	0.0 r	0.0 r
Kuwait	443	0.0	0.0 r	0.0 r	0.0 r	0.0 r	0.0 r	0.0	0.0 r	0.0 r	0.0 r	0.0 r	0.0 r
Lebanon	446	0.0	0.0 r	0.0 r	0.0 r	0.0 r	0.0 r	0.0	0.0 r	0.0 r	0.0 r	0.0 r	0.0 r
Mauritania	682	....	....	....	....	....	....	0.0	0.0 r	0.0 r	0.0 r	0.0 r	0.0 r
Morocco	686	....	....	....	....	....	....	0.6	0.2 r	0.2 r	0.1 r	0.1 r	0.1 r
Oman	449	0.0	0.0 r	0.0 r	0.0 r	0.0 r	0.0 r	0.0	0.0 r	0.0 r	0.0 r	0.0 r	0.0 r
Pakistan	564	0.0	0.0 r	0.0 r	0.0 r	0.0 r	0.0 r	0.4	0.1 r	0.1 r	0.1 r	0.1 r	0.1 r
Qatar	453	....	....	....	....	....	....	0.0	0.0 r	0.0 r	0.0 r	0.0 r	0.0 r
Saudi Arabia	456	0.0	0.0 r	0.0 r	0.0 r	0.0 r	0.0 r	0.0	0.0 r	0.0 r	0.0 r	0.0 r	0.0 r
Somalia	726	....	....	....	....	....	....	0.0	0.0 r	0.0 r	0.0 r	0.0 r	0.0 r
Sudan	732	....	....	....	....	....	....	0.0	0.0 r	0.0 r	0.0 r	0.0 r	0.0 r
Tunisia	744	....	....	....	....	....	....	0.0	0.0 r	0.0 r	0.0 r	0.0 r	0.0 r
United Arab Emirates	466	1.0	0.2 r	0.2 r	0.2 r	0.2 r	0.2 r	0.3	0.1 r	0.1 r	0.1 r	0.1 r	0.1 r
<b>Sub-Saharan Africa</b>	603	<b>0.2</b>	<b>0.0</b>	<b>0.0</b>	<b>0.0</b>	<b>0.0</b>	<b>0.0</b>	<b>3.2</b>	<b>0.8</b>	<b>0.8</b>	<b>0.7</b>	<b>0.7</b>	<b>0.7</b>
Angola	614	....	....	....	....	....	....	0.0	0.0 r	0.0 r	0.0 r	0.0 r	0.0 r
Benin	638	0.0	0.0 r	0.0 r	0.0 r	0.0 r	0.0 r	....	....	....	....	....	....
Burundi	618	....	....	....	....	....	....	0.0	0.0 r	0.0 r	0.0 r	0.0 r	0.0 r
Cabo Verde	624	....	....	....	....	....	....	0.0	0.0 r	0.0 r	0.0 r	0.0 r	0.0 r
Cameroon	622	....	....	....	....	....	....	0.2	0.1 r	0.1 r	0.0 r	0.0 r	0.0 r
Central African Rep.	626	....	....	....	....	....	....	0.0	0.0 r	0.0 r	0.0 r	0.0 r	0.0 r
Comoros	632	....	....	....	....	....	....	0.0	0.0 r	0.0 r	0.0 r	0.0 r	0.0 r
Congo, Republic of	634	....	....	....	....	....	....	0.0	0.0 r	0.0 r	0.0 r	0.0 r	0.0 r
Côte d'Ivoire	662	....	....	....	....	....	....	0.2	0.0 r	0.0 r	0.0 r	0.0 r	0.0 r
Eritrea	643	....	....	....	....	....	....	0.0	0.0 r	0.0 r	0.0 r	0.0 r	0.0 r

# Barbados (316)

In Millions of U.S. Dollars

		Exports (FOB)						Imports (CIF)					
		2015	2015Q3	2015Q4	2016Q1	2016Q2	2016Q3	2015	2015Q3	2015Q4	2016Q1	2016Q2	2016Q3
Ethiopia	644	....	....	....	....	....	....	0.0	0.0 r	0.0 r	0.0 r	0.0 r	0.0 r
Gabon	646	....	....	....	....	....	....	0.1	0.0 r	0.0 r	0.0 r	0.0 r	0.0 r
Gambia, The	648	....	....	....	....	....	....	0.0	0.0 r	0.0 r	0.0 r	0.0 r	0.0 r
Ghana	652	0.0	0.0 r	0.0 r	0.0 r	0.0 r	0.0 r	0.0	0.0 r	0.0 r	0.0 r	0.0 r	0.0 r
Guinea	656	....	....	....	....	....	....	0.0	0.0 r	0.0 r	0.0 r	0.0 r	0.0 r
Kenya	664	0.0	0.0 r	0.0 r	0.0 r	0.0 r	0.0 r	0.0	0.0 r	0.0 r	0.0 r	0.0 r	0.0 r
Lesotho	666	....	....	....	....	....	....	0.0	0.0 r	0.0 r	0.0 r	0.0 r	0.0 r
Liberia	668	....	....	....	....	....	....	0.0	0.0 r	0.0 r	0.0 r	0.0 r	0.0 r
Madagascar	674	....	....	....	....	....	....	0.0	0.0 r	0.0 r	0.0 r	0.0 r	0.0 r
Mali	678	....	....	....	....	....	....	0.0	0.0 r	0.0 r	0.0 r	0.0 r	0.0 r
Mauritius	684	....	....	....	....	....	....	0.1	0.0 r	0.0 r	0.0 r	0.0 r	0.0 r
Namibia	728	0.0	0.0 r	0.0 r	0.0 r	0.0 r	0.0 r	0.0	0.0 r	0.0 r	0.0 r	0.0 r	0.0 r
Niger	692	....	....	....	....	....	....	0.0	0.0 r	0.0 r	0.0 r	0.0 r	0.0 r
Nigeria	694	0.0	0.0 r	0.0 r	0.0 r	0.0 r	0.0 r	0.0	0.0 r	0.0 r	0.0 r	0.0 r	0.0 r
Rwanda	714	....	....	....	....	....	....	0.0	0.0 r	0.0 r	0.0 r	0.0 r	0.0 r
Senegal	722	0.0	0.0 r	0.0 r	0.0 r	0.0 r	0.0 r	0.0	0.0 r	0.0 r	0.0 r	0.0 r	0.0 r
Sierra Leone	724	0.0	0.0 r	0.0 r	0.0 r	0.0 r	0.0 r	0.0	0.0 r	0.0 r	0.0 r	0.0 r	0.0 r
South Africa	199	0.0	0.0 r	0.0 r	0.0 r	0.0 r	0.0 r	2.0	0.5 r	0.5 r	0.4 r	0.4 r	0.4 r
Swaziland	734	....	....	....	....	....	....	0.2	0.1 r	0.1 r	0.1 r	0.1 r	0.1 r
Tanzania	738	0.0	0.0 r	0.0 r	0.0 r	0.0 r	0.0 r	0.0	0.0 r	0.0 r	0.0 r	0.0 r	0.0 r
Uganda	746	....	....	....	....	....	....	0.2	0.1 r	0.1 r	0.1 r	0.1 r	0.1 r
Zambia	754	....	....	....	....	....	....	0.0	0.0 r	0.0 r	0.0 r	0.0 r	0.0 r
Zimbabwe	698	0.0	0.0 r	0.0 r	0.0 r	0.0 r	0.0 r	0.0	0.0 r	0.0 r	0.0 r	0.0 r	0.0 r
Africa n.s.	799	0.0	0.0 r	0.0 r	0.0 r	0.0 r	0.0 r	0.0	0.0 r	0.0 r	0.0 r	0.0 r	0.0 r
<b>Western Hemisphere</b>	<b>205</b>	<b>183.0</b>	<b>52.6</b>	<b>39.6</b>	<b>40.2</b>	<b>37.6</b>	<b>28.3</b>	<b>459.0</b>	<b>112.9</b>	<b>112.2</b>	<b>101.2</b>	<b>107.1</b>	<b>105.5</b>
Anguilla	312	1.4	0.3 r	0.3 r	0.3 r	0.3 r	0.3 r	0.0	0.0 r	0.0 r	0.0 r	0.0 r	0.0 r
Antigua and Barbuda	311	10.5	3.0 r	2.2 r	2.2 r	2.1 r	1.5 r	0.2	0.1 r	0.1 r	0.0 r	0.0 r	0.0 r
Argentina	213	0.1	0.0 r	0.0 r	0.0 r	0.0 r	0.0 r	1.6	0.4 r	0.4 r	0.3 r	0.4 r	0.4 r
Aruba	314	1.4	0.4 r	0.3 r	0.3 r	0.3 r	0.2 r	0.0	0.0 r	0.0 r	0.0 r	0.0 r	0.0 r
Bahamas, The	313	4.3	1.3 r	0.9 r	0.9 r	0.9 r	0.6 r	8.7	2.2 r	2.2 r	1.9 r	1.9 r	1.9 r
Belize	339	1.6	0.5 r	0.4 r	0.4 r	0.3 r	0.2 r	1.9	0.5 r	0.5 r	0.4 r	0.4 r	0.4 r
Bermuda	319	0.7	0.2 r	0.2 r	0.2 r	0.2 r	0.1 r	0.0	0.0 r	0.0 r	0.0 r	0.0 r	0.0 r
Bolivia	218	0.0	0.0 r	0.0 r	0.0 r	0.0 r	0.0 r	0.0	0.0 r	0.0 r	0.0 r	0.0 r	0.0 r
Brazil	223	0.1	0.0 r	0.0 r	0.0 r	0.0 r	0.0 r	22.8	5.9 r	5.8 r	5.0 r	5.0 r	4.7 r
Chile	228	0.0	0.0 r	0.0 r	0.0 r	0.0 r	0.0 r	4.0	1.1 r	1.1 r	0.9 r	0.9 r	0.9 r
Colombia	233	0.1	0.0 r	0.0 r	0.0 r	0.0 r	0.0 r	4.4	1.1 r	1.0 r	1.0 r	1.0 r	1.0 r
Costa Rica	238	0.1	0.0 r	0.0 r	0.0 r	0.0 r	0.0 r	8.4	2.1 r	2.1 r	1.8 r	1.8 r	1.8 r
Curacao	354	7.3	1.8 r	1.8 r	1.8 r	1.8 r	1.8 r	0.6	0.2 r	0.2 r	0.2 r	0.2 r	0.2 r
Dominica	321	4.6	1.3 r	1.0 r	1.0 r	0.9 r	0.7 r	0.8	0.2 r	0.2 r	0.2 r	0.2 r	0.2 r
Dominican Republic	243	2.3	0.7 r	0.5 r	0.5 r	0.5 r	0.4 r	9.6	2.4 r	2.4 r	2.1 r	2.1 r	2.0 r
Ecuador	248	....	....	....	....	....	....	1.3	0.3 r	0.3 r	0.3 r	0.3 r	0.3 r
El Salvador	253	0.0	0.0 r	0.0 r	0.0 r	0.0 r	0.0 r	0.7	0.2 r	0.2 r	0.1 r	0.1 r	0.1 r
Grenada	328	9.5	2.7 r	2.0 r	2.1 r	1.9 r	1.4 r	1.2	0.3 r	0.3 r	0.3 r	0.3 r	0.3 r
Guatemala	258	0.2	0.0 r	0.0 r	0.0 r	0.0 r	0.0 r	3.6	1.0 r	1.0 r	0.8 r	0.8 r	0.8 r
Guyana	336	25.7	7.5 r	5.5 r	5.5 r	5.1 r	3.7 r	14.4	3.6 r	3.5 r	3.0 r	3.1 r	2.9 r
Haiti	263	0.5	0.1 r	0.1 r	0.1 r	0.1 r	0.1 r	0.2	0.0 r	0.0 r	0.0 r	0.0 r	0.0 r
Honduras	268	0.0	0.0 r	0.0 r	0.0 r	0.0 r	0.0 r	2.1	0.5 r	0.4 r	0.4 r	0.4 r	0.4 r
Jamaica	343	22.2	6.6 r	4.9 r	4.9 r	4.5 r	3.2 r	10.8	2.8 r	2.7 r	2.4 r	2.4 r	2.3 r
Mexico	273	0.1	0.0 r	0.0 r	0.0 r	0.0 r	0.0 r	38.4	9.5 r	9.3 r	8.1 r	8.3 r	7.9 r
Montserrat	351	0.3	0.1 r	0.1 r	0.1 r	0.1 r	0.1 r	0.0	0.0 r	0.0 r	0.0 r	0.0 r	0.0 r
Nicaragua	278	1.1	0.3 r	0.3 r	0.3 r	0.3 r	0.3 r	0.1	0.0 r	0.0 r	0.0 r	0.0 r	0.0 r
Panama	283	4.1	1.3 r	0.9 r	0.9 r	0.8 r	0.5 r	5.5	1.4 r	1.4 r	1.2 r	1.3 r	1.2 r
Paraguay	288	0.1	0.0 r	0.0 r	0.0 r	0.0 r	0.0 r	0.2	0.0 r	0.0 r	0.0 r	0.0 r	0.0 r
Peru	293	0.0	0.0 r	0.0 r	0.0 r	0.0 r	0.0 r	1.3	0.3 r	0.3 r	0.3 r	0.3 r	0.3 r
Sint Maarten	352	0.4	0.1 r	0.1 r	0.1 r	0.1 r	0.1 r	0.0	0.0 r	0.0 r	0.0 r	0.0 r	0.0 r
St. Kitts and Nevis	361	7.4	2.2 r	1.6 r	1.6 r	1.4 r	1.0 r	0.1	0.0 r	0.0 r	0.0 r	0.0 r	0.0 r
St. Lucia	362	17.9	5.2 r	3.8 r	3.9 r	3.7 r	2.7 r	40.8	10.3 r	10.1 r	8.8 r	8.8 r	8.7 r
St. Vincent & Grens.	364	12.6	3.7 r	2.7 r	2.7 r	2.5 r	1.8 r	9.0	2.3 r	2.3 r	2.0 r	2.0 r	1.9 r
Suriname	366	3.0	0.9 r	0.7 r	0.7 r	0.7 r	0.5 r	6.2	1.6 r	1.5 r	1.3 r	1.3 r	1.3 r
Trinidad and Tobago	369	39.8	11.1 r	8.3 r	8.7 r	8.4 r	6.3 r	255.4	61.5 r	61.8 r	57.3 r	62.4 r	62.3 r

# Barbados (316)

In Millions of U.S. Dollars

		Exports (FOB)						Imports (CIF)					
		2015	2015Q3	2015Q4	2016Q1	2016Q2	2016Q3	2015	2015Q3	2015Q4	2016Q1	2016Q2	2016Q3
Uruguay	298	0.0	0.0 r	0.0 r	0.0 r	0.0 r	0.0 r	4.6	1.1 r	1.1 r	1.1 r	1.1 r	1.1 r
Venezuela, Rep. Bol.	299	0.1	0.0 r	0.0 r	0.0 r	0.0 r	0.0 r	0.1	0.0 r	0.0 r	0.0 r	0.0 r	0.0 r
Western Hem. n.s.	399	3.6	1.0 r	0.7 r	0.8 r	0.7 r	0.5 r	0.0	0.0 r	0.0 r	0.0 r	0.0 r	0.0 r
<b>Other Countries n.i.e</b>	<b>910</b>	<b>0.0</b>	<b>0.0</b>	<b>0.0</b>	<b>0.0</b>	<b>0.0</b>	<b>0.0</b>	<b>0.2</b>	<b>0.1</b>	<b>0.1</b>	<b>0.1</b>	<b>0.0</b>	<b>0.0</b>
Cuba	928	0.0	0.0 r	0.0 r	0.0 r	0.0 r	0.0 r	0.2	0.1 r	0.1 r	0.0 r	0.0 r	0.0 r
Korea, Dem. People's Rep.	954	0.0	0.0 r	0.0 r	0.0 r	0.0 r	0.0 r	0.0	0.0 r	0.0 r	0.0 r	0.0 r	0.0 r
<b>Countries &amp; Areas n.s.</b>	<b>898</b>	<b>....</b>	<b>....</b>	<b>....</b>	<b>....</b>	<b>....</b>	<b>....</b>	<b>0.0</b>	<b>0.0 r</b>	<b>0.0 r</b>	<b>0.0 r</b>	<b>0.0 r</b>	<b>0.0 r</b>
<b>Memorandum Items</b>													
Africa	605	0.2	0.0	0.0	0.0	0.0	0.0	3.9	1.0	1.0	0.9	0.9	0.8
Middle East	405	1.4	0.3	0.3	0.3	0.3	0.3	0.7	0.2	0.2	0.2	0.2	0.2
European Union	998	32.5	9.3	6.8	6.8	6.3	4.6	225.1	57.4	56.3	48.4	49.3	46.7
Export earnings: fuel	080	41.3	11.5	8.7	9.1	8.8	6.7	261.9	63.1	63.3	58.7	63.9	63.8
Export earnings: nonfuel	092	365.2	107.7	80.2	79.2	72.1	53.0	1,365.4	344.5	337.3	291.6	297.8	283.9

# Belarus (913)

In Millions of U.S. Dollars

		Exports (FOB)						Imports (CIF)					
		2015	2015Q3	2015Q4	2016Q1	2016Q2	2016Q3	2015	2015Q3	2015Q4	2016Q1	2016Q2	2016Q3
IFS World		26,660.4	6,743.7	6,203.7	5,009.1	6,135.3	6,108.6	30,291.5	7,349.4	7,990.9	5,886.7	7,088.5	6,697.4
World	001	26,619.0	6,741.6	6,203.1	4,998.0	6,121.7	6,106.2	30,264.3	7,347.7	7,988.9	5,878.1	7,071.8	6,666.5
Advanced Economies	110	8,018.1	1,738.9	1,753.0	1,431.1	1,477.8	1,106.2	5,782.8	1,426.7	1,546.0	1,097.9	1,250.9	1,396.7
Euro Area	163	4,428.3	1,115.4	1,179.5	1,025.5	1,045.0	711.5	3,876.7	970.6	1,025.1	735.2	863.9	904.9
Austria	122	19.8	6.3	4.4	3.2	3.6	4.7	164.2	48.4	36.4	24.2	31.1	37.7
Belgium	124	167.8	44.2	45.6	55.7	65.5	50.9	209.3	55.5	56.4	32.5	40.7	42.8
Cyprus	423	0.8	0.3	0.3	0.3	0.0	0.1	1.0	0.2	0.2	0.8	0.3	0.3
Estonia	939	76.1	23.5	15.4	11.9	17.4	19.4	25.1	6.7	5.3	4.3	5.8	14.3
Finland	172	31.0	8.0	6.1	6.6	2.4	2.4	76.9	20.8	20.4	15.4	19.2	23.1
France	132	67.0	23.8	9.4	7.6	10.0	14.5	320.7	79.4	78.7	52.3	61.5	59.6
Germany	134	1,086.2	277.7	247.3	205.4	244.1	246.9	1,385.5	361.5	361.7	255.5	333.2	316.4
Greece	174	3.9	0.0	0.1	0.2	0.2	0.1	27.7	8.2	6.8	10.2	8.5	8.9
Ireland	178	9.7	1.8	1.3	1.1	2.7	0.9	31.1	9.5	9.5	5.3	4.5	15.1
Italy	136	129.5	38.2	23.2	25.3	23.8	20.4	641.1	147.0	177.7	136.3	125.5	145.9
Latvia	941	598.1	132.8	156.0	71.6	81.7	61.6	77.1	18.9	22.2	19.9	16.0	16.9
Lithuania	946	964.0	223.6	216.9	206.5	210.2	182.2	277.8	72.5	77.0	50.0	70.5	70.5
Luxembourg	137	2.1	0.4	0.5	0.8	0.7	0.6	4.6	1.1	1.6	1.7	1.3	1.7
Malta	181	0.0	0.0	0.0	....	0.0	....	0.7	0.2	0.0	0.3	0.1	0.1
Netherlands	138	1,149.7	298.0	425.6	402.0	354.2	78.5	211.1	50.8	49.0	40.7	54.6	50.3
Portugal	182	0.4	0.0	0.1	1.4	0.0	0.0	25.6	7.3	10.2	4.7	3.8	4.0
Slovak Republic	936	92.4	31.9	19.4	18.7	20.1	17.7	76.5	17.5	21.8	13.5	22.7	31.8
Slovenia	961	8.9	1.8	2.2	1.9	2.7	2.5	71.2	17.6	16.3	14.5	13.6	14.1
Spain	184	20.8	3.1	5.7	5.3	5.6	8.0	249.4	47.5	73.9	53.2	50.8	51.4
Australia	193	2.5	0.5	0.3	0.6	0.5	0.4	8.9	0.8	0.7	1.6	5.7	5.2
Canada	156	11.1	2.9	5.5	13.3	14.4	15.7	19.5	3.4	4.1	4.4	3.3	5.5
China,P.R.: Hong Kong	532	5.3	1.3	1.1	1.0	1.1	1.7	2.6	0.8	1.0	3.2	1.7	0.7
China,P.R.: Macao	546	0.0	....	0.0	....	....	....	0.0	0.0	....	....	0.0	....
Czech Republic	935	123.2	26.7	19.4	22.0	23.0	22.2	275.7	71.2	78.4	41.1	57.8	45.3
Denmark	128	12.8	2.1	1.7	1.6	1.2	1.3	82.7	18.1	30.9	18.8	22.9	18.0
Iceland	176	6.3	1.3	1.5	0.7	0.8	0.6	33.2	7.5	10.7	9.1	5.8	3.9
Israel	436	19.3	3.3	2.8	7.9	10.7	9.9	110.3	14.4	23.3	9.6	15.2	11.9
Japan	158	18.1	6.8	4.1	3.6	2.1	2.8	84.4	18.4	20.6	16.8	24.4	38.7
Korea, Republic of	542	41.9	6.4	8.0	10.5	9.6	9.0	113.2	36.1	31.9	15.0	19.6	26.5
New Zealand	196	21.0	0.1	9.3	3.1	7.4	6.1	4.7	1.1	0.9	0.8	1.0	0.5
Norway	142	130.8	32.0	33.4	27.9	21.2	27.6	167.7	49.6	46.0	40.8	36.9	41.7
Singapore	576	14.2	4.2	5.4	2.7	3.7	5.6	16.9	6.7	3.9	3.7	4.6	7.5
Sweden	144	45.6	11.1	10.4	10.9	6.2	8.9	81.0	18.7	23.5	18.6	20.8	23.2
Switzerland	146	24.1	9.1	7.8	1.3	0.9	1.5	209.2	40.8	36.0	64.8	26.2	26.2
Taiwan Prov.of China	528	41.8	3.5	14.0	1.0	2.7	4.9	71.0	16.3	20.5	14.5	16.1	19.0
United Kingdom	112	2,947.5	487.5	433.7	275.6	309.6	231.0	176.3	44.3	65.0	27.5	38.1	42.4
United States	111	124.3	24.8	15.3	21.9	17.8	45.5	448.8	107.9	123.6	72.3	86.8	175.7
Emerg. & Dev. Economies	200	18,283.3	4,917.3	4,358.6	3,521.4	4,593.5	4,944.7	24,324.0	5,879.1	6,418.2	4,749.4	5,785.0	5,254.7
Emerg. & Dev. Asia	505	1,764.4	528.4	319.6	220.4	233.1	462.2	2,720.8	660.1	912.5	509.1	514.7	633.5
Bangladesh	513	114.2	96.8	0.0	0.4	16.2	77.3	20.3	6.4	4.0	6.3	3.9	4.4
Bhutan	514	....	....	....	....	....	....	0.0	....	0.0	....	....	....
Brunei Darussalam	516	....	....	....	....	....	....	....	....	....	0.0	....	....
Cambodia	522	0.7	0.0	0.2	0.0	0.1	0.1	1.4	0.4	0.4	0.5	0.3	0.4
China,P.R.: Mainland	924	781.0	223.2	137.4	52.4	41.3	203.5	2,401.2	575.1	835.4	432.4	439.0	553.3
Fiji	819	0.4	....	0.0	0.0	0.1	0.5	0.0	....	....	....	....	....
F.T. French Polynesia	887	....	....	....	....	....	0.0	....	....	....	....	....	....
F.T. New Caledonia	839	....	....	....	....	....	....	0.0	....	....	....	0.0	....
India	534	316.9	97.6	53.0	57.5	62.4	74.0	128.5	31.7	27.0	38.3	31.2	30.1
Indonesia	536	169.3	33.9	36.6	44.1	55.8	38.1	24.2	7.6	6.3	3.7	3.9	5.2
Lao People's Dem.Rep	544	1.6	1.1	....	....	0.5	0.9	0.0	0.0	0.0	0.0	0.0	0.0
Malaysia	548	110.6	14.3	17.9	28.8	25.0	24.7	45.4	11.5	12.6	9.9	14.2	16.1
Mongolia	948	23.1	10.5	2.7	1.9	2.4	2.4	0.0	....	....	0.1	....	....
Myanmar	518	35.1	17.7	15.9	0.2	0.5	1.3	0.2	0.1	0.0	0.0	0.0	0.1
Nauru	836	....	....	....	....	....	....	....	....	....	0.0	....	....
Nepal	558	0.0	....	....	....	....	....	0.0	....	0.0	0.0	0.0	0.0
Papua New Guinea	853	0.0	0.0	....	....	0.0	....	0.0	....	0.0	0.0	0.0	0.0

# Belarus (913)

In Millions of U.S. Dollars

		Exports (FOB)						Imports (CIF)					
		2015	2015Q3	2015Q4	2016Q1	2016Q2	2016Q3	2015	2015Q3	2015Q4	2016Q1	2016Q2	2016Q3
Philippines	566	14.0	2.6	3.9	0.6	4.0	3.4	13.0	3.3	3.9	2.3	2.7	2.5
Sri Lanka	524	25.9	6.7	4.4	9.0	2.3	1.7	6.1	1.6	1.0	1.1	1.1	1.3
Thailand	578	60.1	3.9	18.4	14.8	6.1	19.0	42.1	12.7	8.5	6.8	8.3	8.8
Timor-Leste	537	....	....	....	....	....	0.0	0.0	0.0	0.0	....	....	....
Vietnam	582	111.4	20.1	29.1	10.7	16.3	15.3	38.3	9.7	13.5	7.7	10.0	11.5
Asia n.s.	598	....	....	....	....	....	....	0.0	....	....	....	....	0.0
<b>Europe</b>	170	<b>15,399.4</b>	<b>4,107.2</b>	<b>3,819.4</b>	<b>3,099.7</b>	<b>4,042.4</b>	<b>4,218.3</b>	<b>20,510.3</b>	<b>4,917.4</b>	<b>5,284.4</b>	<b>4,087.7</b>	<b>5,011.3</b>	<b>4,414.2</b>
<b>Emerg. &amp; Dev. Europe</b>	903	<b>1,300.8</b>	<b>319.8</b>	<b>287.2</b>	<b>307.2</b>	<b>299.4</b>	<b>273.7</b>	<b>2,145.1</b>	<b>489.1</b>	<b>498.5</b>	<b>490.1</b>	<b>616.2</b>	<b>481.3</b>
Albania	914	0.0	....	....	0.0	0.0	0.1	0.4	0.1	0.1	0.1	0.1	0.2
Bosnia and Herzegovina	963	5.8	0.4	1.5	1.1	0.8	1.1	62.3	20.1	0.2	0.2	0.4	0.6
Bulgaria	918	92.0	49.8	8.6	11.8	14.6	14.6	34.7	9.1	7.3	5.6	8.4	8.3
Croatia	960	3.6	2.5	0.1	2.2	0.5	0.4	27.2	7.2	9.9	1.9	2.1	1.7
Faroe Islands	816	....	....	....	....	....	....	4.2	0.6	0.4	0.1	0.6	1.1
Gibraltar	823	....	....	....	....	....	....	0.0	0.0	0.0	0.0	0.0	0.0
Hungary	944	75.5	21.1	20.2	14.7	13.0	11.4	126.0	39.8	27.6	22.5	28.8	21.6
Macedonia, FYR	962	2.9	0.5	0.8	0.4	1.4	0.2	161.3	18.1	32.0	5.8	8.8	9.3
Montenegro	943	0.1	0.0	0.0	0.0	0.0	0.0	2.0	0.0	0.0	0.0	0.0	0.8
Poland	964	766.3	175.0	194.8	229.0	217.9	199.0	1,085.8	251.2	272.9	273.5	352.9	250.7
Romania	968	61.8	13.5	14.2	13.9	19.6	20.6	44.6	11.3	7.5	10.2	13.7	9.1
Serbia, Republic of	942	151.1	22.6	15.7	10.9	10.8	11.0	108.6	14.0	30.9	13.2	22.0	19.2
Turkey	186	141.8	34.3	31.2	23.1	20.7	15.2	487.9	117.5	109.8	157.0	178.3	158.7
<b>CIS</b>	901	<b>14,098.5</b>	<b>3,787.4</b>	<b>3,532.2</b>	<b>2,792.5</b>	<b>3,743.0</b>	<b>3,944.6</b>	<b>18,365.2</b>	<b>4,428.3</b>	<b>4,785.9</b>	<b>3,597.6</b>	<b>4,395.1</b>	<b>3,932.9</b>
Armenia	911	27.8	6.3	6.2	4.7	4.7	6.6	7.6	2.0	2.0	1.1	2.3	3.7
Azerbaijan, Rep. of	912	285.7	55.1	37.8	15.8	37.6	25.6	4.8	2.0	1.4	3.2	4.9	3.4
Georgia	915	22.4	5.7	5.8	6.6	27.6	13.2	22.5	6.0	5.7	3.0	3.7	5.0
Kazakhstan	916	525.1	146.7	107.1	67.2	80.4	112.2	49.4	11.6	9.7	5.8	10.9	18.3
Kyrgyz Republic	917	55.4	8.4	28.8	8.6	8.5	10.6	4.0	0.7	0.9	1.3	0.9	1.1
Moldova	921	119.0	35.1	29.4	19.5	30.8	37.6	148.9	26.4	74.4	52.0	18.5	18.1
Russian Federation	922	10,398.4	2,796.7	2,573.7	2,039.0	2,782.1	2,949.4	17,143.2	4,127.8	4,420.0	3,358.9	4,100.8	3,604.5
Tajikistan	923	20.9	5.5	4.2	2.9	3.6	4.4	3.7	0.5	1.6	0.5	0.5	0.4
Turkmenistan	925	91.5	20.6	25.4	41.3	26.9	21.3	2.0	0.7	0.5	2.8	0.7	3.0
Ukraine	926	2,514.9	697.4	705.6	580.1	732.8	755.3	951.5	243.8	263.5	162.6	245.5	268.2
Uzbekistan	927	37.5	10.0	8.2	7.0	8.2	8.3	27.8	6.8	6.3	6.2	6.4	7.4
Europe n.s.	884	....	....	....	....	....	....	0.0	0.0	....	....	0.0	....
<b>Mid East, N Africa, Pak</b>	440	<b>330.0</b>	<b>69.6</b>	<b>46.8</b>	<b>72.0</b>	<b>90.8</b>	<b>53.9</b>	<b>540.8</b>	<b>174.5</b>	<b>97.1</b>	<b>46.0</b>	<b>55.9</b>	<b>55.9</b>
Afghanistan, I.R. of	512	16.1	1.0	1.4	5.1	1.8	6.0	0.4	....	....	0.2	2.3	4.3
Algeria	612	1.3	0.3	0.6	0.2	0.1	0.6	6.3	....	....	....	....	....
Bahrain, Kingdom of	419	0.2	0.0	0.0	0.0	0.1	0.0	0.0	0.0	0.0	0.0	0.0	0.0
Djibouti	611	0.0	....	....	....	....	....	....	....	....	....	....	....
Egypt	469	98.0	18.2	5.9	3.6	13.2	11.5	88.3	22.6	12.7	5.7	4.6	1.8
Iran, I.R. of	429	58.6	12.1	5.0	4.5	13.5	10.7	11.7	2.2	5.3	1.9	1.4	0.7
Iraq	433	31.1	10.5	0.7	21.0	17.0	0.7	....	....	....	....	....	....
Jordan	439	5.2	3.1	0.4	7.4	1.9	5.6	0.3	....	0.0	3.6	5.4	0.0
Kuwait	443	4.2	0.9	0.9	1.0	2.2	0.8	0.3	....	0.3	0.3	0.3	0.7
Lebanon	446	0.6	0.1	0.5	0.1	0.0	0.1	1.5	0.4	0.6	1.3	8.8	3.0
Libya	672	0.9	0.2	....	0.0	0.2	0.1	0.0	....	....	....	....	0.0
Mauritania	682	0.2	....	....	0.1	....	....	0.6	0.6	0.0	....	0.3	0.4
Morocco	686	3.0	0.1	0.1	3.3	8.2	0.1	300.1	119.6	52.3	10.7	4.0	0.6
Oman	449	0.0	....	....	0.2	0.1	0.2	0.6	0.0	0.0	0.0	0.0	0.1
Pakistan	564	43.8	6.9	13.2	7.8	13.1	9.1	12.6	1.7	3.3	3.0	2.6	3.1
Qatar	453	0.4	0.1	0.0	0.3	0.0	0.1	1.6	0.5	0.7	0.5	0.6	1.3
Saudi Arabia	456	3.2	0.8	1.5	0.3	0.5	0.3	88.2	24.4	19.4	15.2	18.2	21.9
Somalia	726	0.0	....	....	....	0.0	0.1	0.0	....	....	....	3.2	10.5
Syrian Arab Republic	463	25.3	9.3	7.0	10.2	13.3	3.8	16.6	0.0	0.0	0.1	0.3	2.2
Tunisia	744	13.0	0.3	0.3	0.5	0.2	0.1	3.9	0.6	0.5	0.6	0.7	0.6
United Arab Emirates	466	25.0	5.8	9.4	6.6	5.2	4.0	4.7	1.0	1.5	1.0	2.5	1.6
West Bank and Gaza	487	0.0	....	....	....	....	....	3.0	0.8	0.4	1.6	0.7	1.7
Yemen, Republic of	474	0.0	....	0.0	0.0	0.1	0.0	0.0	....	0.0	0.3	0.1	1.1
<b>Sub-Saharan Africa</b>	603	<b>157.9</b>	<b>39.3</b>	<b>63.8</b>	<b>26.2</b>	<b>18.6</b>	<b>64.3</b>	<b>187.9</b>	<b>42.3</b>	<b>48.4</b>	<b>60.9</b>	<b>138.1</b>	<b>94.9</b>
Angola	614	31.2	13.3	17.4	0.1	3.5	36.0	0.0	....	....	....	....	....

# Belarus (913)

In Millions of U.S. Dollars

		Exports (FOB)						Imports (CIF)					
		2015	2015Q3	2015Q4	2016Q1	2016Q2	2016Q3	2015	2015Q3	2015Q4	2016Q1	2016Q2	2016Q3
Benin	638	0.1	....	....	0.1	....	0.1	0.0	0.0	0.0	0.0	22.9	4.6
Botswana	616	0.0	....	0.0	....	....	0.0	....	....	....	....	....	....
Burkina Faso	748	0.0	....	....	....	0.1	0.1	0.0	0.0	0.0	0.0	13.2	8.9
Cameroon	622	8.5	1.2	4.2	0.2	0.1	0.0	3.6	0.1	3.4	13.5	14.7	0.5
Central African Rep.	626	0.0	0.0	....	....	....	....	0.0	0.0	0.0	....	5.1	14.7
Chad	628	0.2	0.1	0.1	....	....	....	....	....	....	....	....	....
Comoros	632	....	....	....	....	....	....	0.0	0.0	0.0	0.0	0.0	0.0
Congo, Dem. Rep. of	636	0.2	0.2	0.0	....	0.5	0.7	0.0	0.0	....	0.7	0.3	....
Congo, Republic of	634	0.6	0.2	0.0	....	....	0.2	0.0	0.0	....	....	0.0	0.0
Côte d'Ivoire	662	23.6	4.5	11.4	4.6	3.2	3.4	15.1	1.8	4.4	8.5	19.6	13.3
Equatorial Guinea	642	0.1	0.1	0.1	....	....	0.0	....	....	....	....	....	0.1
Eritrea	643	....	....	....	....	....	....	0.0	....	0.0	0.0	....	....
Ethiopia	644	11.7	0.0	0.3	1.5	0.0	0.3	0.8	0.2	0.2	0.2	0.2	0.2
Gabon	646	1.1	....	....	....	....	0.2	....	....	....	....	....	....
Ghana	652	2.4	0.3	0.5	1.1	0.3	0.2	24.4	6.2	8.3	5.1	6.2	6.3
Guinea	656	0.4	0.1	0.2	0.1	0.1	0.5	1.1	....	1.1	2.4	9.7	16.0
Guinea-Bissau	654	....	....	....	....	....	....	0.0	0.0	0.0	2.8	18.3	9.1
Kenya	664	3.3	0.6	1.5	1.2	0.4	0.2	10.8	1.9	3.6	0.7	0.9	2.5
Lesotho	666	....	....	....	0.0	....	....	....	....	....	....	....	....
Liberia	668	0.5	0.3	....	....	....	....	0.1	....	0.1	18.1	0.1	0.0
Madagascar	674	0.9	....	0.4	....	....	....	0.0	0.0	0.0	0.0	0.0	0.0
Malawi	676	....	....	....	0.0	....	....	0.9	....	0.3	0.1	0.4	0.5
Mali	678	8.4	1.1	7.1	7.3	6.2	6.0	0.0	0.0	0.0	....	4.1	12.2
Mauritius	684	0.6	0.3	0.3	....	0.0	....	0.2	0.0	0.0	0.1	0.1	0.0
Mozambique	688	1.8	1.3	....	0.1	....	0.0	0.0	....	....	0.0	0.5	....
Namibia	728	0.0	....	....	....	....	....	0.2	....	0.0	0.0	....	0.0
Niger	692	0.3	0.0	0.1	....	....	....	0.0	0.0	0.0	0.0	0.0	0.0
Nigeria	694	30.5	3.8	7.0	2.8	1.0	4.8	3.2	0.2	0.0	1.5	5.9	0.4
Rwanda	714	1.2	1.2	0.0	....	....	0.0	0.0	....	0.0	....	....	0.1
São Tomé & Príncipe	716	....	....	....	....	....	....	0.0	....	....	....	....	....
Senegal	722	14.4	3.3	8.7	2.4	0.5	4.8	0.5	0.0	0.0	0.1	0.0	0.0
Seychelles	718	....	....	....	....	0.0	....	0.0	....	0.0	0.0	0.1	0.0
Sierra Leone	724	1.1	0.4	0.4	1.2	0.3	0.0	0.3	0.0	0.0	2.8	13.6	0.0
South Africa	199	7.0	3.9	1.2	0.8	0.4	1.2	122.7	31.1	26.0	1.0	1.2	2.7
Swaziland	734	....	....	....	....	....	....	0.1	0.0	0.0	....	....	0.0
Tanzania	738	0.6	0.4	0.2	0.0	0.1	0.2	1.6	0.5	0.4	1.1	0.7	0.7
Togo	742	0.0	....	....	1.1	0.2	0.0	....	....	....	....	....	....
Uganda	746	6.0	1.8	2.6	1.2	0.7	4.6	0.6	....	0.0	0.4	0.3	0.8
Zambia	754	0.1	0.0	....	0.3	1.0	0.7	0.0	....	....	0.0	....	....
Zimbabwe	698	1.3	1.1	0.0	0.2	....	....	1.4	0.2	0.4	1.8	0.1	1.3
Africa n.s.	799	....	....	....	....	....	....	0.0	....	....	....	0.0	0.0
<b>Western Hemisphere</b>	<b>205</b>	<b>631.6</b>	<b>172.7</b>	<b>109.1</b>	<b>103.0</b>	<b>208.6</b>	<b>145.9</b>	<b>364.2</b>	<b>84.9</b>	<b>75.8</b>	<b>45.6</b>	<b>64.9</b>	<b>56.2</b>
Antigua and Barbuda	311	....	....	....	....	....	....	0.0	....	....	....	....	....
Argentina	213	9.7	3.5	4.8	1.3	3.6	8.4	57.0	15.9	9.4	5.5	5.7	14.4
Bahamas, The	313	....	....	....	....	....	....	0.2	0.1	0.1	0.0	0.0	0.1
Barbados	316	0.2	....	0.1	....	....	....	0.0	0.0	0.0	0.0	0.0	0.0
Belize	339	0.0	....	....	0.6	....	....	....	....	....	....	....	....
Bermuda	319	....	....	....	....	....	....	0.0	0.0	0.0	0.0	0.0	0.0
Bolivia	218	0.1	0.0	....	0.1	....	0.0	0.4	0.1	0.2	0.0	0.1	0.2
Brazil	223	521.2	142.5	73.9	83.0	172.7	99.0	124.5	23.3	26.5	26.8	35.8	14.4
Chile	228	0.8	0.1	0.1	0.0	0.0	0.5	13.2	3.6	3.5	1.4	2.1	3.0
Colombia	233	16.3	3.0	9.7	6.9	7.8	14.8	12.0	1.9	5.9	1.3	2.1	3.5
Costa Rica	238	3.3	1.6	0.4	1.0	0.8	1.6	15.0	2.6	4.8	1.7	3.4	3.1
Dominica	321	....	....	....	....	....	....	0.0	0.0	....	0.0	0.0	....
Dominican Republic	243	1.1	0.4	0.1	1.4	1.8	0.7	0.7	0.1	0.2	0.1	0.4	0.2
Ecuador	248	4.2	0.6	0.9	1.7	1.5	6.1	73.3	19.8	6.8	4.5	7.4	9.0
El Salvador	253	0.3	....	....	....	....	....	0.0	0.0	0.0	0.0	0.0	0.0
Greenland	326	....	....	....	....	....	....	0.4	0.1	....	....	0.1	....
Grenada	328	....	....	....	....	....	....	0.0	....	....	....	0.0	....
Guatemala	258	9.2	5.2	0.0	3.5	0.6	2.8	1.1	0.2	0.2	0.0	0.3	0.3

# Belarus (913)

In Millions of U.S. Dollars

		Exports (FOB)						Imports (CIF)					
		2015	2015Q3	2015Q4	2016Q1	2016Q2	2016Q3	2015	2015Q3	2015Q4	2016Q1	2016Q2	2016Q3
Guyana	336	0.3	0.1	....	0.8	0.2	....	0.0	0.0	0.0	0.0	0.0	0.0
Haiti	263	....	....	....	....	....	....	0.0	0.0	....	....	0.0	....
Honduras	268	....	....	....	0.0	0.0	0.1	0.2	0.0	0.0	0.0	0.0	0.0
Jamaica	343	....	....	....	....	....	....	0.2	0.1	0.0	0.0	0.1	0.0
Mexico	273	4.2	1.3	0.9	1.1	0.5	0.6	37.9	8.9	13.9	3.3	5.5	5.7
Nicaragua	278	6.6	2.7	1.1	0.5	0.8	0.9	0.0	0.0	0.0	0.0	0.1	0.1
Panama	283	2.4	0.0	0.9	0.4	0.9	1.3	2.6	0.4	0.3	0.3	0.6	0.6
Paraguay	288	14.0	1.9	8.3	0.3	9.1	0.2	0.1	0.1	....	....	....	0.1
Peru	293	0.4	0.0	0.2	0.0	4.5	1.4	21.7	6.4	3.1	0.6	0.6	1.0
St. Kitts and Nevis	361	0.0	0.0	....	....	....	....	....	....	....	....	....	....
Suriname	366	....	....	....	0.1	....	....	0.5	0.2	....	0.0	0.4	0.0
Trinidad and Tobago	369	0.7	0.7	....	....	0.0	....	0.1	0.1	0.0	0.0	....	0.0
Uruguay	298	9.3	3.3	0.0	....	3.7	6.8	2.7	1.1	0.9	0.0	0.2	0.3
Venezuela, Rep. Bol.	299	27.0	5.9	7.6	0.1	0.0	0.7	0.4	0.0	0.0	....	0.0	0.0
Western Hem. n.s.	399	....	....	....	....	0.0	....	0.0	....	0.0	....	....	0.0
<b>Other Countries n.i.e</b>	<b>910</b>	<b>36.7</b>	<b>9.6</b>	<b>22.1</b>	<b>3.5</b>	<b>5.2</b>	<b>7.3</b>	<b>31.1</b>	<b>11.0</b>	<b>1.5</b>	<b>20.4</b>	<b>23.4</b>	<b>4.5</b>
Cuba	928	36.3	9.6	22.0	3.2	5.1	7.3	31.0	11.0	1.4	20.3	23.4	4.5
Korea, Dem. People's Rep.	954	0.4	0.1	0.0	0.3	0.1	....	0.1	0.0	0.1	0.1	0.0	0.0
<b>Countries &amp; Areas n.s.</b>	<b>898</b>	<b>280.9</b>	<b>75.8</b>	<b>69.5</b>	<b>42.0</b>	<b>45.2</b>	<b>48.1</b>	<b>126.4</b>	<b>30.8</b>	<b>23.2</b>	<b>10.5</b>	<b>12.6</b>	<b>10.6</b>
<b>Memorandum Items</b>													
Africa	605	175.4	40.0	64.7	30.1	27.2	65.3	498.7	163.1	101.2	72.3	146.4	107.1
Middle East	405	252.7	61.0	31.3	55.2	67.3	37.9	216.8	52.0	41.0	31.4	42.8	36.4
European Union	998	8,556.5	1,904.7	1,882.5	1,607.2	1,650.7	1,220.9	5,810.7	1,441.5	1,547.9	1,154.9	1,409.5	1,325.3
Export earnings: fuel	080	11,537.4	3,077.4	2,804.9	2,208.9	2,979.8	3,188.9	17,402.0	4,192.3	4,471.7	3,397.2	4,155.9	3,670.1
Export earnings: nonfuel	092	15,081.6	3,664.3	3,398.2	2,789.1	3,141.9	2,917.3	12,862.3	3,155.4	3,517.2	2,480.9	2,915.9	2,996.4



# Belgium (124)

In Millions of U.S. Dollars

		Exports (FOB)						Imports (CIF)					
		2015	2015Q3	2015Q4	2016Q1	2016Q2	2016Q3	2015	2015Q3	2015Q4	2016Q1	2016Q2	2016Q3
IFS World		397,947.8	97,977.1	97,978.7	99,221.0	100,584.1	95,786.9	375,603.6	91,868.1	92,428.9	92,898.8	91,094.3	85,878.5
World	001	396,805.0	97,652.9	97,510.9	98,859.2	103,031.6	96,059.7	375,035.9	91,601.8	92,052.5	92,906.4	96,458.0	86,005.7
Advanced Economies	110	320,553.2	79,490.9	78,660.6	80,917.7	83,468.5	77,275.8	295,163.5	71,973.8	73,208.0	72,871.3	76,048.1	65,566.9
Euro Area	163	225,292.0	55,878.8	55,236.4	57,078.5	58,272.1	53,307.3	196,315.9	47,556.3	49,027.6	48,477.8	50,684.1	43,202.3
Austria	122	3,979.7	984.5	932.7	1,023.1	1,055.2	939.4	2,072.6	568.0	540.4	545.0	536.6	424.1
Cyprus	423	217.4	67.5	45.3	40.0	58.0	62.7	93.1	26.3	23.8	21.7	23.7	19.5
Estonia	939	317.1	84.3	74.3	97.9	102.0	87.5	186.9	41.8	50.0	56.8	59.2	44.9
Finland	172	2,149.6	532.2	542.1	566.3	590.0	524.0	2,435.1	627.8	692.5	607.4	607.1	476.7
France	132	61,513.2	14,823.8	15,263.4	15,661.3	15,690.3	14,255.7	35,627.5	8,375.4	9,025.6	8,614.8	9,407.1	7,703.3
Germany	134	66,467.1	17,026.4	16,225.6	17,473.1	16,789.5	15,832.1	47,964.2	11,672.1	12,013.1	12,461.9	13,271.2	11,339.7
Greece	174	1,624.1	350.3	435.5	454.3	443.7	442.5	404.4	101.7	92.6	105.0	124.5	117.2
Ireland	178	1,959.0	478.0	478.4	529.6	534.6	551.5	17,480.6	4,337.3	4,533.8	4,606.4	3,737.2	3,551.4
Italy	136	19,786.7	4,835.1	4,574.2	5,356.8	5,509.1	4,706.9	14,423.4	3,614.6	3,771.1	3,800.3	3,833.3	3,093.4
Latvia	941	407.4	92.2	105.9	108.5	102.3	87.9	121.4	25.1	40.8	23.5	33.3	24.8
Lithuania	946	868.7	219.0	204.7	221.5	229.2	204.8	396.6	90.1	118.1	92.7	84.3	70.5
Luxembourg	137	6,068.7	1,429.6	1,495.3	1,408.8	1,536.0	1,310.0	3,122.4	774.6	761.5	767.1	831.6	621.8
Malta	181	146.6	39.3	47.7	39.7	36.9	32.8	53.1	10.7	15.1	11.7	17.4	16.2
Netherlands	138	45,538.3	11,390.3	11,349.6	10,509.1	11,727.9	10,748.1	62,756.7	15,151.3	15,011.3	14,099.9	15,012.9	13,273.6
Portugal	182	2,112.9	519.8	502.2	548.1	547.9	516.9	1,204.9	294.0	311.3	350.7	327.7	297.4
Slovak Republic	936	1,244.0	310.6	316.9	319.8	322.2	271.1	874.8	198.9	218.2	223.0	253.5	195.9
Slovenia	961	573.5	143.7	146.1	151.0	184.1	147.1	285.0	70.4	65.2	72.2	93.3	79.8
Spain	184	10,317.7	2,552.2	2,496.4	2,569.8	2,813.2	2,586.4	6,813.2	1,576.3	1,743.4	2,017.7	2,430.1	1,852.1
Australia	193	1,917.8	452.2	457.5	473.6	510.0	532.5	1,189.7	253.1	259.8	239.6	181.6	121.7
Canada	156	2,126.3	576.9	634.9	533.0	510.1	642.6	3,181.7	741.5	555.3	853.1	774.0	647.9
China,P.R.: Hong Kong	532	2,560.8	343.6	481.1	979.3	554.9	433.4	1,179.6	301.9	257.6	261.6	233.8	218.9
China,P.R.: Macao	546	4.6	0.9	1.2	0.4	1.3	1.0	8.8	3.1	1.4	2.1	1.3	1.4
Czech Republic	935	3,371.9	810.1	827.0	888.7	906.7	815.2	3,621.3	822.7	943.3	1,118.3	1,090.6	858.0
Denmark	128	2,894.3	695.9	751.3	734.2	813.8	727.8	1,374.5	362.2	306.2	338.4	381.9	324.2
Iceland	176	92.7	28.3	21.6	25.8	28.4	27.8	63.5	15.1	18.1	15.4	15.6	17.0
Israel	436	2,263.2	491.0	605.3	584.5	699.5	552.5	1,698.8	390.5	345.5	526.7	506.0	443.7
Japan	158	3,670.7	894.3	903.4	993.5	960.4	960.1	8,532.3	1,989.5	2,297.9	2,275.4	2,302.4	2,300.0
Korea, Republic of	542	1,624.7	372.1	386.5	353.1	397.1	430.5	2,172.4	493.4	558.1	609.1	605.4	527.5
New Zealand	196	225.4	64.6	51.4	53.4	59.0	75.7	331.1	114.2	57.8	33.7	123.7	97.8
Norway	142	1,868.9	469.8	377.0	404.5	484.6	475.3	4,909.5	1,308.0	1,204.4	1,027.6	953.8	679.0
San Marino	135	15.3	5.6	2.7	7.1	2.8	7.0	0.3	0.0	0.1	0.3	0.1	0.3
Singapore	576	1,441.4	357.2	368.3	604.4	359.8	415.9	6,153.2	1,424.2	1,365.7	1,801.3	1,560.2	1,496.1
Sweden	144	6,250.5	1,511.0	1,680.4	1,598.0	1,764.2	1,565.6	6,948.8	1,523.9	1,833.5	1,824.3	2,028.2	1,459.1
Switzerland	146	5,320.4	1,405.8	1,416.4	1,371.8	1,598.2	1,597.7	4,836.7	1,167.7	1,101.5	1,143.6	1,369.6	1,144.7
Taiwan Prov.of China	528	899.5	176.1	170.5	187.6	230.3	178.4	1,081.0	259.2	258.0	324.1	311.7	288.3
United Kingdom	112	34,913.3	9,049.3	8,691.7	8,676.9	8,828.1	8,908.5	19,026.5	5,158.8	4,703.4	4,448.9	4,679.4	4,352.2
United States	111	23,799.4	5,907.3	5,595.9	5,369.3	6,487.2	5,620.8	32,537.8	8,088.4	8,112.8	7,550.0	8,244.9	7,386.7
Vatican	187	0.0	0.0	0.0	0.0	0.0	0.1	0.0	....	0.0	0.0	0.0	0.0
Emerg. & Dev. Economies	200	72,597.0	17,247.9	18,028.5	17,327.7	18,975.7	18,299.8	79,582.8	19,587.0	18,720.9	19,874.3	20,322.4	20,193.0
Emerg. & Dev. Asia	505	19,768.6	4,253.2	4,861.7	5,224.9	5,288.9	4,998.6	28,511.3	7,402.4	6,656.1	7,605.1	7,124.4	7,509.6
American Samoa	859	0.0	0.0	0.0	0.0	0.0	0.0	0.1	0.0	0.0	0.0	0.0	0.0
Bangladesh	513	181.4	30.1	60.7	49.7	56.4	51.0	889.2	185.1	222.8	294.8	289.2	222.6
Bhutan	514	1.1	0.1	0.0	0.1	1.1	0.1	0.0	0.0	0.0	....	0.8	0.0
Brunei Darussalam	516	10.1	1.4	2.4	0.8	1.1	2.9	0.1	0.0	0.0	0.0	0.0	0.0
Cambodia	522	78.1	17.9	19.5	21.1	19.1	11.1	208.6	50.5	48.4	82.2	74.0	81.5
China,P.R.: Mainland	924	7,512.0	1,714.1	1,905.8	1,886.3	1,855.5	1,766.4	16,310.2	4,301.2	3,807.8	4,256.6	3,800.8	4,279.5
Fiji	819	2.2	0.6	0.5	0.7	0.8	0.5	0.0	0.0	0.0	0.0	0.0	0.0
F.T. French Polynesia	887	20.8	5.7	5.0	5.6	6.7	6.4	1.1	0.2	0.3	0.4	0.2	0.0
F.T. New Caledonia	839	32.3	6.2	8.1	6.9	6.2	5.6	77.9	25.6	12.8	8.3	12.4	5.1
Guam	829	1.3	0.2	0.6	0.3	0.3	0.2	0.0	0.0	0.0	....	0.0	0.0
India	534	8,661.8	1,734.2	2,015.3	2,499.2	2,448.9	2,265.8	4,586.8	1,161.9	1,016.1	1,255.8	1,290.3	1,238.7
Indonesia	536	502.6	116.0	133.2	131.1	172.3	145.2	1,369.8	379.7	295.0	386.1	348.0	335.6
Kiribati	826	0.1	....	....	0.1	....	0.1	....	....	....	....	....	....
Lao People's Dem.Rep	544	23.2	5.1	5.6	10.6	4.4	6.9	16.3	2.3	1.4	6.0	5.0	4.6
Malaysia	548	621.3	122.4	164.5	134.6	184.6	149.3	1,014.7	248.0	264.2	241.6	254.1	253.3
Maldives	556	3.8	0.8	1.3	1.6	1.3	1.6	2.7	0.5	0.5	0.3	0.2	0.1

# Belgium (124)

In Millions of U.S. Dollars

		Exports (FOB)						Imports (CIF)					
		2015	2015Q3	2015Q4	2016Q1	2016Q2	2016Q3	2015	2015Q3	2015Q4	2016Q1	2016Q2	2016Q3
Marshall Islands	867	0.0	0.0	....	....	0.0	0.0	0.0	....	....	....	0.0	....
Micronesia	868	....	....	....	....	....	....	0.0	....	....	0.0	0.0	0.0
Mongolia	948	10.1	1.5	3.5	1.3	6.6	1.3	4.7	2.7	0.8	0.5	0.3	3.6
Myanmar	518	35.4	19.2	5.7	2.6	9.9	9.2	44.5	11.3	7.7	10.4	14.7	14.4
Nepal	558	25.0	5.9	13.4	6.8	7.3	3.9	2.7	0.9	0.5	0.5	0.7	0.7
Palau	565	....	....	....	....	....	0.0	....	....	....	....	....	....
Papua New Guinea	853	11.1	4.1	0.9	1.5	3.9	1.5	42.1	11.1	11.2	10.4	11.3	15.2
Philippines	566	378.4	91.7	96.0	90.5	85.2	129.1	247.6	47.1	90.0	55.2	56.1	48.1
Samoa	862	0.7	0.1	0.4	0.3	0.0	0.0	1.1	0.0	0.0	0.0	....	....
Solomon Islands	813	1.2	0.1	0.4	0.5	0.1	0.0	0.6	0.6	0.0	0.0	0.0	0.0
Sri Lanka	524	81.9	21.1	20.5	17.7	18.9	18.2	313.4	84.5	83.5	86.1	79.1	84.3
Thailand	578	1,073.3	234.9	250.9	243.0	249.9	308.1	1,550.4	398.4	367.8	410.3	414.6	400.9
Timor-Leste	537	2.1	0.0	0.0	0.0	....	0.1	0.6	0.0	0.6	0.6	....	0.2
Tonga	866	0.0	0.0	....	0.0	....	0.1	....	....	....	0.0	0.0	0.0
Tuvalu	869	0.0	....	0.0	....	....	....	0.0	....	0.0	....	....	0.0
Vanuatu	846	0.2	0.0	0.0	0.1	0.1	0.1	0.1	....	0.0	....	0.0	0.0
Vietnam	582	488.4	118.0	145.7	111.6	147.4	113.2	1,825.6	490.8	424.6	496.1	472.3	521.2
Asia n.s.	598	8.5	1.8	1.8	0.6	0.7	0.4	0.6	0.0	0.1	3.0	0.3	0.0
<b>Europe</b>	170	<b>22,831.5</b>	<b>5,649.1</b>	<b>5,736.2</b>	<b>5,678.9</b>	<b>6,335.5</b>	<b>6,011.2</b>	<b>22,536.5</b>	<b>5,355.1</b>	<b>5,276.1</b>	<b>5,555.0</b>	<b>5,628.7</b>	<b>5,313.7</b>
<b>Emerg. &amp; Dev. Europe</b>	903	<b>18,238.2</b>	<b>4,498.9</b>	<b>4,547.2</b>	<b>4,551.9</b>	<b>4,994.2</b>	<b>4,630.3</b>	<b>12,507.9</b>	<b>3,108.2</b>	<b>3,190.5</b>	<b>3,059.8</b>	<b>3,311.6</b>	<b>3,110.1</b>
Albania	914	27.7	6.3	7.3	8.7	6.9	9.0	7.2	1.4	2.0	1.8	8.8	0.7
Bosnia and Herzegovina	963	61.8	15.7	15.5	18.0	18.3	16.1	30.9	7.5	12.0	17.6	12.3	11.0
Bulgaria	918	759.4	193.5	198.8	178.6	222.7	213.3	1,018.2	255.4	227.1	130.4	159.1	242.8
Croatia	960	356.4	94.5	90.1	91.7	109.6	97.1	132.8	40.8	32.5	36.1	39.5	28.6
Faroe Islands	816	3.5	0.8	0.7	0.5	0.8	1.1	0.0	0.0	....	0.3	0.4	0.0
Gibraltar	823	245.1	125.0	65.3	43.7	27.1	55.1	6.0	....	0.0	5.1	0.0	14.8
Hungary	944	2,297.4	557.2	526.3	588.1	578.0	579.2	1,885.9	480.0	488.9	483.0	513.4	416.8
Kosovo	967	11.9	1.3	3.6	2.1	2.1	2.7	21.0	10.4	3.9	0.6	0.2	0.1
Macedonia, FYR	962	104.4	25.2	27.9	32.3	31.8	27.1	179.4	33.8	49.7	64.6	55.3	52.3
Montenegro	943	9.0	1.8	2.3	2.7	2.2	2.8	23.4	6.8	6.1	4.7	5.5	5.9
Poland	964	7,442.7	1,882.4	1,863.0	1,892.6	2,122.8	1,930.2	4,150.9	999.3	1,041.0	1,020.3	1,114.5	934.0
Romania	968	1,627.9	426.0	424.0	466.5	452.4	438.9	1,016.8	303.9	239.1	274.3	269.7	282.5
Serbia, Republic of	942	264.3	61.0	68.6	72.7	78.5	73.7	145.6	36.4	40.3	41.4	47.3	34.7
Turkey	186	5,026.5	1,108.2	1,253.7	1,153.7	1,341.0	1,183.9	3,889.6	932.4	1,047.7	979.8	1,085.5	1,085.7
<b>CIS</b>	901	<b>4,578.4</b>	<b>1,147.4</b>	<b>1,181.9</b>	<b>1,124.1</b>	<b>1,338.7</b>	<b>1,377.5</b>	<b>10,028.4</b>	<b>2,246.9</b>	<b>2,085.5</b>	<b>2,495.1</b>	<b>2,317.1</b>	<b>2,203.4</b>
Armenia	911	59.5	12.8	16.3	13.7	18.3	19.5	49.1	18.6	8.5	9.3	16.3	11.0
Azerbaijan, Rep. of	912	69.5	21.1	14.0	16.4	8.0	7.8	28.9	0.3	0.9	0.8	0.6	0.8
Belarus	913	176.7	43.5	51.7	34.5	45.1	52.6	106.0	20.3	19.6	43.7	21.0	18.8
Georgia	915	76.4	19.5	18.7	47.7	19.7	20.9	26.7	2.3	8.1	7.5	7.5	5.7
Kazakhstan	916	227.7	42.6	50.0	45.7	43.5	76.1	219.9	73.3	50.2	31.7	17.5	15.4
Kyrgyz Republic	917	20.5	4.0	3.7	4.4	3.6	4.9	1.3	0.1	0.1	0.2	0.2	0.4
Moldova	921	36.3	7.6	7.9	6.7	10.3	6.8	7.7	1.6	2.4	2.3	2.7	2.2
Russian Federation	922	3,369.7	863.5	875.4	800.9	998.5	1,019.6	9,215.6	1,967.1	1,918.6	2,311.6	2,181.9	2,031.2
Tajikistan	923	4.0	1.8	0.4	0.5	0.8	1.0	6.3	1.2	1.5	1.7	2.0	1.5
Turkmenistan	925	15.8	4.6	2.1	2.9	8.9	8.1	1.1	0.6	0.1	0.3	0.4	0.4
Ukraine	926	474.5	110.8	130.7	139.5	169.4	147.1	357.9	159.6	73.7	84.6	64.9	113.9
Uzbekistan	927	47.8	15.5	11.2	11.2	12.4	13.0	7.9	1.8	1.7	1.5	2.0	2.0
Europe n.s.	884	14.8	2.8	7.2	3.0	2.7	3.4	0.3	0.0	0.1	0.1	0.1	0.2
<b>Mid East, N Africa, Pak</b>	440	<b>13,189.6</b>	<b>2,972.4</b>	<b>3,552.6</b>	<b>3,012.5</b>	<b>3,283.9</b>	<b>3,173.0</b>	<b>9,087.4</b>	<b>2,102.3</b>	<b>2,094.9</b>	<b>1,979.0</b>	<b>2,460.5</b>	<b>2,411.1</b>
Afghanistan, I.R. of	512	46.1	9.1	6.0	17.4	16.4	9.5	2.4	0.3	0.5	0.2	0.0	0.1
Algeria	612	1,225.1	278.1	327.9	261.6	258.0	260.1	1,086.9	296.6	222.2	167.6	252.2	388.7
Bahrain, Kingdom of	419	78.1	20.3	19.4	17.8	17.7	25.7	134.0	33.7	23.1	26.2	14.8	40.7
Djibouti	611	35.7	12.3	6.6	4.5	6.3	5.0	1.6	0.3	0.4	0.0	0.2	0.0
Egypt	469	1,326.7	295.3	326.8	326.7	370.3	278.7	260.7	70.2	61.2	59.4	69.5	73.9
Iran, I.R. of	429	444.0	89.1	111.5	79.8	130.8	145.2	76.8	13.3	26.6	37.1	20.9	32.9
Iraq	433	301.9	92.4	72.9	71.1	52.6	44.7	84.6	13.3	64.6	15.8	0.1	21.9
Jordan	439	363.2	73.8	66.4	66.4	65.8	76.9	44.5	6.5	8.2	11.1	14.7	7.2
Kuwait	443	233.8	57.0	59.8	59.0	66.1	57.1	56.6	15.0	16.3	14.3	13.4	9.2
Lebanon	446	443.6	92.0	103.7	109.4	116.2	99.8	37.3	8.3	8.3	14.2	14.5	11.6
Libya	672	134.3	27.7	43.1	26.4	51.9	24.6	24.3	14.0	6.2	0.2	2.0	5.3

# Belgium (124)

In Millions of U.S. Dollars

		Exports (FOB)						Imports (CIF)					
		2015	2015Q3	2015Q4	2016Q1	2016Q2	2016Q3	2015	2015Q3	2015Q4	2016Q1	2016Q2	2016Q3
Mauritania	682	99.5	22.9	20.8	25.9	30.2	18.1	0.2	0.0	0.1	0.2	0.0	0.4
Morocco	686	841.0	182.1	232.1	224.3	232.3	243.3	404.3	101.0	81.1	95.7	87.5	86.6
Oman	449	174.0	46.2	44.5	35.3	36.1	51.0	10.7	1.3	1.7	3.4	2.3	2.4
Pakistan	564	386.2	109.2	125.5	100.5	116.1	128.2	423.6	112.6	96.3	108.3	116.3	114.1
Qatar	453	358.2	85.1	78.8	83.9	57.9	74.3	1,259.6	256.9	230.4	196.9	191.6	156.0
Saudi Arabia	456	2,212.1	523.2	542.9	453.8	530.0	463.0	1,730.6	448.2	388.3	450.2	843.7	613.9
Somalia	726	3.5	0.6	1.5	0.2	4.7	0.4	0.0	....	0.0	....	....	....
Sudan	732	117.4	19.8	26.4	23.6	12.9	37.0	5.5	0.8	1.3	3.6	2.5	1.1
Syrian Arab Republic	463	31.3	8.8	6.2	6.8	7.4	4.8	1.9	0.3	0.1	0.5	0.3	0.5
Tunisia	744	363.1	77.3	104.4	88.5	88.0	112.4	312.8	65.2	75.6	89.1	86.4	71.1
United Arab Emirates	466	3,897.6	817.0	1,206.0	911.7	1,000.4	995.6	3,123.2	643.7	780.9	683.9	726.4	772.3
West Bank and Gaza	487	6.3	1.8	2.1	0.7	1.3	1.9	3.5	0.5	0.9	0.9	0.7	0.6
Yemen, Republic of	474	67.0	31.1	17.2	17.2	14.3	16.0	2.0	0.3	0.6	0.3	0.6	0.5
<b>Sub-Saharan Africa</b>	<b>603</b>	<b>9,793.6</b>	<b>2,613.3</b>	<b>2,250.4</b>	<b>1,957.6</b>	<b>2,201.9</b>	<b>2,363.4</b>	<b>8,761.3</b>	<b>2,038.7</b>	<b>2,175.8</b>	<b>2,165.2</b>	<b>2,508.5</b>	<b>2,366.4</b>
Angola	614	242.6	73.6	52.0	50.0	78.9	79.5	599.0	144.6	170.0	128.5	161.5	98.6
Benin	638	267.1	66.5	56.4	25.0	19.7	18.5	5.4	0.4	1.8	0.4	1.1	0.8
Botswana	616	131.0	29.3	47.5	28.8	38.5	39.6	1,576.9	302.5	324.3	428.8	584.9	542.9
Burkina Faso	748	79.4	20.6	23.7	19.8	30.5	23.3	5.7	1.8	1.1	1.6	2.7	0.5
Burundi	618	60.9	11.5	23.7	6.3	16.1	5.0	7.4	1.2	2.3	2.4	1.4	1.0
Cabo Verde	624	15.1	3.3	3.6	7.1	6.0	3.3	0.0	0.0	0.0	0.0	0.0	0.0
Cameroon	622	268.7	57.1	64.2	66.2	68.0	64.5	285.9	77.8	81.2	64.4	65.9	74.0
Central African Rep.	626	11.7	3.2	3.0	5.9	3.1	5.2	3.3	1.0	0.5	1.7	2.2	0.5
Chad	628	50.0	14.0	8.1	8.6	6.3	5.0	0.0	0.0	0.0	....	....	0.0
Comoros	632	2.9	0.4	0.8	0.6	1.0	0.9	....	....	....	....	0.0	0.0
Congo, Dem. Rep. of	636	474.8	140.0	133.8	100.0	113.5	88.7	290.0	65.4	91.1	87.0	73.6	82.8
Congo, Republic of	634	174.4	47.8	35.1	34.5	24.1	29.7	52.2	27.4	8.9	16.2	15.6	8.3
Côte d'Ivoire	662	300.0	82.9	72.2	91.3	90.7	65.0	639.0	166.4	184.2	179.7	195.3	187.3
Equatorial Guinea	642	40.1	11.9	6.3	6.1	7.7	7.1	1.2	1.2	....	....	....	0.0
Eritrea	643	9.3	2.4	2.0	4.6	1.2	1.2	0.0	0.0	0.0	0.0	0.0	0.0
Ethiopia	644	192.5	56.2	37.7	57.7	39.9	50.7	29.3	6.3	4.6	7.3	7.7	5.7
Gabon	646	112.1	26.4	24.2	27.7	31.4	29.6	83.0	12.5	29.4	19.0	24.7	20.1
Gambia, The	648	17.6	3.4	4.2	4.9	5.6	4.4	1.0	0.4	0.1	0.3	0.6	0.1
Ghana	652	272.7	64.1	78.9	64.7	69.0	54.1	213.7	58.3	66.5	89.4	65.0	68.1
Guinea	656	144.3	35.7	35.0	43.3	39.1	39.9	118.2	5.1	10.1	7.5	19.0	12.7
Guinea-Bissau	654	3.2	0.6	1.4	0.9	1.3	1.3	0.0	0.0	....	0.0	....	0.0
Kenya	664	162.2	48.8	30.6	34.2	44.0	40.3	48.6	13.2	16.2	15.6	11.6	16.3
Lesotho	666	1.2	0.5	0.4	0.8	1.6	0.9	279.4	75.6	66.9	62.2	87.7	31.8
Liberia	668	37.6	6.3	14.9	6.8	7.2	6.7	13.1	1.4	0.3	2.8	9.0	2.6
Madagascar	674	77.5	30.2	16.3	21.6	18.8	21.7	125.2	32.1	37.9	19.8	16.2	11.2
Malawi	676	37.8	19.1	12.1	11.7	3.2	13.7	160.2	13.0	54.1	29.4	33.8	40.5
Mali	678	103.3	34.6	25.8	34.5	36.9	31.4	1.8	0.2	0.1	0.0	0.5	0.1
Mauritius	684	128.7	31.5	26.2	27.9	24.8	25.6	47.6	12.9	11.4	11.5	10.3	12.4
Mozambique	688	80.9	34.2	14.4	13.5	14.3	20.8	349.9	37.8	71.8	56.8	13.2	9.6
Namibia	728	13.2	3.8	2.7	2.9	3.3	5.4	235.7	49.6	31.4	93.0	83.1	47.7
Niger	692	88.8	27.5	15.7	15.6	8.6	22.6	0.1	0.0	0.0	0.0	0.0	0.0
Nigeria	694	1,960.6	460.2	531.8	285.0	596.6	538.7	116.3	25.4	17.2	30.6	29.3	15.2
Rwanda	714	53.5	16.5	11.9	19.5	19.8	12.0	13.9	3.1	5.1	1.8	1.4	1.8
São Tomé & Príncipe	716	1.3	0.3	0.3	0.5	0.6	0.4	2.6	1.0	0.4	0.7	0.4	0.8
Senegal	722	335.7	75.3	61.8	63.9	65.8	82.6	52.8	10.1	10.4	7.9	8.6	13.5
Seychelles	718	9.3	3.3	1.9	2.8	2.0	2.2	1.2	0.8	0.0	0.0	2.5	0.2
Sierra Leone	724	43.3	8.2	8.4	11.6	8.9	5.6	150.9	22.2	36.8	33.4	34.9	22.0
South Africa	199	1,576.2	388.3	354.5	309.3	339.8	484.2	2,750.0	763.6	696.0	549.2	708.6	912.8
South Sudan, Rep. of	733	0.8	0.0	0.3	0.7	0.2	1.0	0.0	0.0	....	0.0	0.0	0.0
Swaziland	734	1.9	0.2	0.3	1.3	0.5	1.5	0.9	0.1	0.2	0.1	0.2	0.1
Tanzania	738	159.7	31.8	33.0	27.1	34.2	40.8	197.8	42.7	22.2	82.6	95.8	39.7
Togo	742	1,928.3	614.0	346.4	386.0	244.4	357.1	9.1	1.7	2.6	5.6	12.6	4.9
Uganda	746	55.6	10.8	14.1	12.7	10.3	18.1	71.7	17.0	17.2	13.7	15.4	16.0
Zambia	754	38.8	8.3	10.2	7.1	13.2	10.2	162.1	30.4	84.6	88.4	94.6	61.4
Zimbabwe	698	27.0	8.6	2.3	6.5	11.5	3.5	58.8	12.5	16.8	25.7	17.6	2.4
Africa n.s.	799	0.0	....	0.0	0.0	....	....	0.0	0.0	....	0.0	0.0	....

# Belgium (124)

In Millions of U.S. Dollars

		Exports (FOB)						Imports (CIF)					
		2015	2015Q3	2015Q4	2016Q1	2016Q2	2016Q3	2015	2015Q3	2015Q4	2016Q1	2016Q2	2016Q3
<b>Western Hemisphere</b>	205	<b>7,013.6</b>	<b>1,759.9</b>	<b>1,627.6</b>	<b>1,453.8</b>	<b>1,865.5</b>	<b>1,753.6</b>	<b>10,686.3</b>	<b>2,688.5</b>	<b>2,518.0</b>	<b>2,570.0</b>	<b>2,600.2</b>	<b>2,592.2</b>
Anguilla	312	0.4	0.1	0.1	0.0	0.1	0.1	0.0	....	....	....	....	....
Antigua and Barbuda	311	0.7	0.2	0.3	0.2	0.3	0.1	0.0	....	....	0.3	....	0.2
Argentina	213	620.1	193.5	88.9	104.6	173.1	109.8	347.0	89.2	94.3	97.3	65.2	125.4
Aruba	314	2.4	0.5	0.7	0.7	0.6	0.6	0.0	0.0	0.0	0.0	0.1	0.2
Bahamas, The	313	3.7	0.6	0.5	0.8	1.0	0.7	9.6	0.0	4.1	2.1	2.1	0.0
Barbados	316	3.0	1.0	0.8	0.9	0.9	1.0	0.0	0.0	0.0	0.0	0.0	0.0
Belize	339	2.6	1.6	0.4	0.5	0.3	0.6	0.5	0.4	0.0	0.0	0.0	0.0
Bermuda	319	1.2	0.1	0.2	0.1	0.2	0.2	0.0	0.0	0.0	0.0	0.0	0.0
Bolivia	218	33.6	7.5	6.2	10.8	6.5	9.3	251.2	72.1	80.5	36.6	70.5	27.0
Brazil	223	2,856.9	710.0	693.0	551.2	763.9	763.0	3,087.0	837.9	629.5	717.8	649.1	767.7
Chile	228	523.5	125.3	121.2	118.2	115.9	113.5	732.0	180.9	202.8	164.0	124.9	142.0
Colombia	233	451.0	108.9	118.3	82.7	125.7	118.8	566.4	128.9	136.2	136.3	122.0	122.1
Costa Rica	238	45.8	10.0	13.1	11.3	10.6	27.5	495.4	110.6	120.3	116.5	161.8	135.9
Curacao	354	9.8	2.7	3.0	2.1	3.1	2.2	20.0	7.4	3.7	1.3	3.6	5.4
Dominica	321	0.7	0.2	0.2	0.3	0.3	0.1	0.0	....	....	0.0	0.0	0.0
Dominican Republic	243	76.0	24.5	17.0	20.6	23.3	19.4	185.2	48.4	46.1	46.7	51.4	55.9
Ecuador	248	126.5	29.0	28.0	24.6	19.3	28.0	298.6	61.6	63.9	65.4	68.9	70.4
El Salvador	253	20.8	4.7	5.9	4.2	5.8	3.6	11.8	1.8	1.7	3.8	2.1	1.5
Falkland Islands	323	1.3	0.0	....	0.0	....	0.0	....	....	....	....	....	....
Greenland	326	1.1	0.4	0.2	0.2	0.3	0.5	0.0	....	0.0	....	....	....
Grenada	328	0.7	0.2	0.2	0.1	0.1	0.1	0.2	0.0	0.0	0.0	0.0	0.1
Guatemala	258	70.0	13.1	24.9	10.7	14.9	14.3	74.7	13.5	15.6	9.5	24.1	29.6
Guyana	336	8.3	1.8	1.4	1.8	1.7	2.0	42.7	6.4	16.4	6.2	6.8	11.1
Haiti	263	17.0	6.4	1.9	2.9	7.0	4.2	6.7	0.6	0.9	2.5	2.5	2.2
Honduras	268	47.9	24.0	7.6	19.1	13.2	9.9	144.4	37.3	17.2	26.1	31.3	32.4
Jamaica	343	42.0	9.5	10.6	8.0	9.0	8.4	7.6	1.3	0.8	2.3	1.7	1.4
Mexico	273	1,237.3	285.1	313.3	294.9	378.4	347.0	3,283.1	802.8	794.3	885.8	932.7	811.4
Montserrat	351	0.0	....	0.0	0.2	0.0	0.0	0.3	0.1	0.1	0.1	0.1	0.1
Nicaragua	278	15.3	4.0	2.7	4.5	4.4	5.1	45.2	11.7	14.8	9.8	10.3	13.8
Panama	283	157.0	35.5	35.5	39.8	32.5	36.5	55.1	20.8	1.1	1.1	3.9	1.4
Paraguay	288	33.9	9.0	9.5	14.8	5.9	8.6	4.7	1.1	1.1	1.4	1.1	1.3
Peru	293	235.5	60.1	53.1	51.7	52.5	59.7	498.0	133.4	125.4	147.3	130.7	132.6
Sint Maarten	352	2.3	0.6	0.6	0.8	0.6	0.6	16.8	9.8	3.7	6.2	5.1	7.9
St. Kitts and Nevis	361	0.6	0.1	0.2	0.2	0.1	0.1	0.3	0.1	0.0	0.0	0.0	0.0
St. Lucia	362	2.2	0.7	0.7	0.4	0.3	0.4	0.0	0.0	0.0	0.0	0.0	0.0
St. Vincent & Grens.	364	0.2	....	0.1	0.1	0.0	0.1	0.0	....	....	....	0.0	....
Suriname	366	26.7	7.0	4.7	6.0	5.1	5.2	158.9	34.4	43.0	37.7	46.5	35.2
Trinidad and Tobago	369	38.6	9.6	9.3	6.9	10.6	8.7	169.1	26.5	65.9	29.7	24.6	24.7
Uruguay	298	97.5	24.0	21.3	23.1	25.3	22.3	18.3	4.1	5.8	3.2	3.7	4.8
Venezuela, Rep. Bol.	299	195.2	47.7	30.9	33.1	51.8	19.4	155.2	45.1	28.5	12.5	53.1	28.6
Western Hem. n.s.	399	4.2	0.8	1.3	0.7	0.7	1.8	0.2	0.0	0.1	0.3	0.0	0.0
<b>Other Countries n.i.e</b>	910	<b>75.3</b>	<b>24.8</b>	<b>16.1</b>	<b>15.5</b>	<b>15.2</b>	<b>16.9</b>	<b>53.8</b>	<b>2.7</b>	<b>13.7</b>	<b>16.4</b>	<b>5.9</b>	<b>6.4</b>
Cuba	928	75.0	24.7	16.0	14.7	15.2	13.9	53.7	2.7	13.7	16.4	5.9	6.4
Korea, Dem. People's Rep.	954	0.3	0.1	0.1	0.7	0.0	3.0	0.1	0.0	0.0	....	0.0	0.0
<b>Special Categories</b>	899	<b>3,579.3</b>	<b>889.3</b>	<b>805.7</b>	<b>598.2</b>	<b>572.0</b>	<b>445.7</b>	<b>8.8</b>	<b>7.1</b>	<b>0.0</b>	<b>....</b>	<b>0.5</b>	<b>....</b>
<b>Countries &amp; Areas n.s.</b>	898	<b>0.2</b>	<b>0.0</b>	<b>0.1</b>	<b>0.1</b>	<b>0.1</b>	<b>21.5</b>	<b>226.9</b>	<b>31.3</b>	<b>109.9</b>	<b>144.4</b>	<b>81.2</b>	<b>239.4</b>
<b>Memorandum Items</b>													
Africa	605	12,478.0	3,206.4	2,969.8	2,585.4	2,834.2	3,038.5	10,572.4	2,502.6	2,556.4	2,521.5	2,937.2	2,914.3
Middle East	405	10,072.2	2,260.9	2,701.3	2,266.1	2,519.0	2,359.3	6,850.3	1,525.5	1,617.5	1,514.3	1,915.5	1,748.9
European Union	998	285,205.9	71,098.8	70,289.0	72,193.8	74,070.4	68,583.1	235,491.7	57,503.4	58,842.6	58,151.8	60,960.4	52,100.6
Export earnings: fuel	080	16,246.5	3,837.2	4,318.2	3,455.0	4,235.0	4,146.6	19,347.9	4,322.8	4,332.0	4,415.8	4,838.5	4,506.9
Export earnings: nonfuel	092	380,558.5	93,815.7	93,192.7	95,404.1	98,796.5	91,913.1	355,688.0	87,279.0	87,720.5	88,490.6	91,619.5	81,498.7

# Belize (339)

In Millions of U.S. Dollars

		Exports (FOB)						Imports (CIF)					
		2015	2015Q3	2015Q4	2016Q1	2016Q2	2016Q3	2015	2015Q3	2015Q4	2016Q1	2016Q2	2016Q3
IFS World		462.0	135.2	96.0	104.0	127.8	160.2	1,814.3	506.6	554.1	462.7	512.2	496.2
World	001	339.2	90.2	74.7	66.4	81.6	72.6	1,041.7	231.0	279.7	221.0	251.5	239.6
Advanced Economies	110	253.5	70.7	58.3	46.7	59.6	47.9	464.4	100.6	132.9	104.1	105.4	110.7
Euro Area	163	33.4	9.8	7.3	5.8	9.5	17.0	33.1	10.4	5.6	5.8	6.5	5.1
Austria	122	0.1	0.1 r	0.0 r	0.0 r	0.0 r	0.0 r	3.5	0.6 r	0.6 r	1.3 r	0.7 r	0.8 r
Belgium	124	....	....	....	....	....	....	1.6	1.0 r	0.3 r	0.3 r	0.2 r	0.4 r
Cyprus	423	0.0	0.0 r	....	....	....	....	0.0	....	0.0 r	0.1 r	0.1 r	0.0 r
Estonia	939	0.0 e	....	....	....	....	....	....	....	....	....	....	....
Finland	172	0.0	0.0 r	....	0.0 r	....	....	0.0	0.0 r	0.0 r	0.0 r	0.1 r	0.0 r
France	132	0.2	0.1 r	0.0 r	0.0 r	0.1 r	0.0 r	1.1	0.1 r	1.0 r	0.1 r	0.4 r	0.6 r
Germany	134	2.9	1.6 r	0.6 r	1.0 r	1.0 r	1.0 r	11.1	1.4 r	1.4 r	0.8 r	2.1 r	1.0 r
Greece	174	....	....	....	....	....	....	0.0	0.0 r	0.0 r	0.0 r	0.0 r	0.0 r
Ireland	178	14.3	3.8 r	3.4 r	2.4 r	3.0 r	3.7 r	0.6	0.1 r	0.0 r	0.1 r	0.1 r	0.1 r
Italy	136	0.1	0.0 r	....	0.0 r	0.1 r	4.2 r	2.2	1.1 r	0.1 r	0.1 r	0.3 r	0.1 r
Latvia	941	....	....	....	....	....	0.1 e	0.7	0.2 r	0.1 r	0.2 r	0.3 r	0.2 r
Lithuania	946	0.0	....	0.0 r	....	....	....	0.8	0.2 r	0.3 r	1.6 r	0.5 r	0.5 r
Luxembourg	137	0.0 e	....	....	....	....	0.0 e	....	....	....	....	....	....
Malta	181	....	....	....	....	....	....	0.1	....	0.0 r	0.0 r	....	....
Netherlands	138	11.7	3.4 r	1.9 r	1.5 r	3.6 r	5.4 r	7.0	1.8 r	1.4 r	1.2 r	1.8 r	1.4 r
Portugal	182	0.2	0.0 r	0.0 r	0.1 r	0.2 r	0.0 r	0.1	0.1 r	0.0 r	....	....	0.0 r
Slovak Republic	936	0.0 e	....	0.0 e	....	....	0.0 e	0.0	0.0 r	0.0 r	0.0 r	0.0 r	0.0 r
Slovenia	961	....	....	....	....	....	....	0.0	0.0 r	....	....	....	....
Spain	184	3.7	0.8 r	1.4 r	0.7 r	1.5 r	2.5 r	4.5	3.8 r	0.4 r	0.1 r	0.0 r	0.0 r
Australia	193	0.1	0.0 r	0.0 r	0.0 r	0.0 r	0.0 r	0.1	0.0 r	0.1 r	0.4 r	0.3 r	0.1 r
Canada	156	1.7	0.6 r	0.4 r	0.4 r	0.2 r	0.2 r	8.4	1.9 r	2.6 r	2.0 r	1.9 r	3.3 r
China,P.R.: Hong Kong	532	0.6	0.0 r	0.2 r	0.1 r	0.6 r	0.3 r	14.1	0.9 r	1.3 r	1.2 r	9.9 r	1.3 r
China,P.R.: Macao	546	....	....	....	....	....	....	0.1	0.0 r	0.0 r	0.0 r	0.0 r	0.0 r
Czech Republic	935	....	....	....	....	....	....	0.1	0.0 r	0.0 r	0.0 r	0.0 r	0.0 r
Denmark	128	....	....	....	....	....	....	3.2	0.8 r	1.4 r	0.6 r	0.8 r	3.0 r
Iceland	176	....	....	....	....	....	....	0.0	....	....	....	....	....
Israel	436	0.3	0.1 r	0.1 r	0.1 r	0.1 r	0.1 r	2.1	0.5 r	0.5 r	0.5 r	0.5 r	0.4 r
Japan	158	1.4	0.3 r	0.3 r	0.4 r	0.3 r	0.7 r	9.4	1.5 r	5.4 r	1.7 r	2.2 r	6.1 r
Korea, Republic of	542	0.0	0.0 r	0.0 r	0.0 r	0.0 r	0.0 r	5.9	1.2 r	1.7 r	1.5 r	1.0 r	1.9 r
New Zealand	196	0.0	0.0 r	0.0 r	0.0 r	0.0 r	0.0 r	0.4	....	0.1 r	0.1 r	....	0.3 r
Norway	142	0.0	0.0 r	0.0 r	0.0 r	0.0 r	0.0 r	0.0	0.0 r	0.0 r	....	0.0 r	....
Singapore	576	0.3	0.1 r	0.2 r	0.1 r	0.1 r	0.0 r	1.7	0.5 r	0.4 r	0.2 r	0.2 r	0.2 r
Sweden	144	0.0	....	0.0 r	0.0 r	0.0 r	0.0 r	0.3	0.0 r	0.0 r	0.0 r	0.1 r	0.0 r
Switzerland	146	0.8	0.1 r	0.2 r	0.2 r	0.5 r	0.7 r	1.6	0.4 r	0.3 r	0.8 r	0.1 r	0.2 r
Taiwan Prov.of China	528	0.6 e	0.2 e	0.1 e	0.4 e	0.2 e	0.2 e	12.9 e	1.1 e	9.7 e	1.6 e	1.6 e	1.6 e
United Kingdom	112	81.9	29.7 r	14.5 r	16.3 r	18.7 r	8.4 r	22.8	4.8 r	6.9 r	6.7 r	8.5 r	9.8 r
United States	111	132.3	29.6 r	35.0 r	22.9 r	29.4 r	20.2 r	348.1	76.6 r	96.9 r	80.8 r	71.6 r	77.3 r
Emerg. & Dev. Economies	200	85.7	19.5	16.4	19.7	22.0	24.7	577.2	130.3	146.7	116.9	146.1	128.9
Emerg. & Dev. Asia	505	8.5	3.2	1.6	1.0	1.2	1.8	143.8	34.0	47.2	33.2	53.4	40.5
Bangladesh	513	....	....	....	....	....	....	0.1	0.0 r	0.0 r	0.0 r	0.0 r	0.0 r
Cambodia	522	0.1 e	0.0 e	0.0 e	0.0 e	0.0 e	0.0 e	0.1	0.0 r	0.0 r	0.0 r	0.0 r	0.0 r
China,P.R.: Mainland	924	3.5	2.2 r	0.5 r	0.1 r	0.1 r	0.6 r	103.6	25.4 r	36.8 r	24.0 r	44.3 r	32.3 r
F.T. French Polynesia	887	0.0 e	0.0 e	0.0 e	0.0 e	0.0 e	0.0 e	....	....	....	....	....	....
F.T. New Caledonia	839	0.0 e	0.0 e	0.0 e	0.0 e	0.0 e	0.0 e	0.0	0.0 r	0.0 r	0.0 r	0.0 r	0.0 r
India	534	1.1	0.1 r	0.2 r	0.2 r	0.3 r	0.4 r	19.7	3.4 r	5.8 r	4.7 r	4.6 r	4.4 r
Indonesia	536	0.0	0.0 r	0.0 r	0.0 r	0.0 r	0.0 r	3.1	0.9 r	0.7 r	0.7 r	0.6 r	0.5 r
Malaysia	548	0.0	0.0 r	0.0 r	0.0 r	....	....	2.9	0.8 r	0.4 r	0.7 r	0.7 r	0.5 r
Maldives	556	....	....	....	....	....	....	0.0	0.0 r	0.0 r	0.0 r	0.0 r	0.0 r
Mongolia	948	0.4 e	0.1 e	0.1 e	0.1 e	0.1 e	0.1 e	....	....	....	....	....	....
Myanmar	518	1.6 e	0.4 e	0.4 e	0.4 e	0.4 e	0.4 e	....	....	....	....	....	....
Nepal	558	0.0 e	0.0 e	0.0 e	0.0 e	0.0 e	0.0 e	....	....	....	....	....	....
Philippines	566	0.0	....	....	....	....	....	0.1	....	0.1 r	....	....	....
Sri Lanka	524	0.2 e	0.1 e	0.1 e	0.0 e	0.0 e	0.0 e	0.2	0.0 r	0.0 r	0.0 r	0.0 r	....
Thailand	578	0.4	0.0 r	0.0 r	0.0 r	0.0 r	0.0 r	4.7	1.0 r	0.8 r	1.0 r	0.8 r	0.5 r
Vietnam	582	1.1	0.3 r	0.2 r	0.2 r	0.3 r	0.3 r	5.1	1.2 r	1.4 r	1.1 r	1.3 r	1.2 r
Asia n.s.	598	....	....	....	....	....	....	4.4	1.1 r	1.2 r	1.0 r	1.1 r	1.0 r

# Belize (339)

In Millions of U.S. Dollars

		Exports (FOB)						Imports (CIF)					
		2015	2015Q3	2015Q4	2016Q1	2016Q2	2016Q3	2015	2015Q3	2015Q4	2016Q1	2016Q2	2016Q3
<b>Europe</b>	170	<b>0.2</b>	<b>0.0</b>	<b>0.0</b>	<b>0.0</b>	<b>0.0</b>	<b>0.0</b>	<b>10.4</b>	<b>2.9</b>	<b>2.3</b>	<b>1.6</b>	<b>1.9</b>	<b>1.4</b>
<b>Emerg. &amp; Dev. Europe</b>	903	<b>0.1</b>	<b>0.0</b>	<b>0.0</b>	<b>0.0</b>	<b>0.0</b>	<b>0.0</b>	<b>10.3</b>	<b>2.9</b>	<b>2.2</b>	<b>1.6</b>	<b>1.9</b>	<b>1.4</b>
Albania	914	0.0 e	0.0 e	0.0 e	0.0 e	0.0 e	0.0 e	0.4	0.1 r	0.1 r	0.1 r	0.1 r	0.1 r
Bosnia and Herzegovina	963	0.0	0.0 r	0.0 r	0.0 r	0.0 r	0.0 r	....	....	....	....	....	....
Bulgaria	918	....	....	....	....	....	....	2.4	0.9 r	0.2 r	0.0 r	0.0 r	0.0 r
Faroe Islands	816	0.0 e	0.0 e	0.0 e	0.0 e	0.0 e	0.0 e	0.1 e	0.0 e	0.0 e	0.0 e	0.0 e	0.0 e
Gibraltar	823	....	....	....	....	....	....	0.0	0.0 r	0.0 r	0.0 r	0.0 r	0.0 r
Hungary	944	....	....	....	....	....	....	0.1	0.0 r	0.0 r	0.0 r	0.0 r	0.0 r
Macedonia, FYR	962	0.0	0.0 r	0.0 r	0.0 r	0.0 r	0.0 r	0.4	0.1 r	0.1 r	0.1 r	0.1 r	0.1 r
Montenegro	943	0.0 e	0.0 e	....	0.0 e	0.0 e	0.0 e	....	....	....	....	....	....
Poland	964	0.0	0.0 r	....	....	....	....	0.1	0.0 r	0.0 r	0.0 r	0.0 r	0.0 r
Romania	968	....	....	....	....	....	....	0.0	0.0 r	0.0 r	....	0.0 r	0.0 r
Serbia, Republic of	942	0.1 e	0.0 e	0.0 e	0.0 e	0.0 e	0.0 e	....	....	....	....	....	....
Turkey	186	....	....	....	....	....	....	6.9	1.7 r	1.6 r	1.4 r	1.6 r	1.1 r
<b>CIS</b>	901	<b>0.0</b>	<b>0.0</b>	<b>0.0</b>	<b>0.0</b>	<b>0.0</b>	<b>0.0</b>	<b>0.1</b>	<b>0.0</b>	<b>0.1</b>	<b>0.0</b>	<b>0.0</b>	<b>0.0</b>
Belarus	913	....	....	....	....	....	....	....	....	....	0.0 r	....	....
Kazakhstan	916	0.0 e	0.0 e	0.0 e	0.0 e	0.0 e	0.0 e	....	....	....	....	....	....
Moldova	921	0.0 e	0.0 e	0.0 e	0.0 e	0.0 e	0.0 e	....	....	....	....	....	....
Russian Federation	922	....	....	....	....	....	....	0.0	0.0 r	0.0 r	0.0 r	0.0 r	0.0 r
Tajikistan	923	0.0 e	0.0 e	0.0 e	0.0 e	0.0 e	0.0 e	....	....	....	....	....	....
Ukraine	926	....	....	....	....	....	....	0.1	0.0 r	0.1 r	....	0.0 r	0.0 r
Europe n.s.	884	....	....	....	....	....	....	0.0	0.0 r	0.0 r	0.0 r	0.0 r	0.0 r
<b>Mid East, N Africa, Pak</b>	440	<b>6.6</b>	<b>1.5</b>	<b>1.7</b>	<b>1.4</b>	<b>1.6</b>	<b>1.3</b>	<b>3.6</b>	<b>0.9</b>	<b>1.0</b>	<b>0.8</b>	<b>0.9</b>	<b>0.8</b>
Egypt	469	0.4 e	0.0 e	0.0 e	0.0 e	0.0 e	0.0 e	0.0	....	....	....	....	....
Kuwait	443	0.0	0.0 r	0.0 r	0.0 r	0.0 r	0.0 r	....	....	....	....	....	....
Lebanon	446	0.0	....	....	....	....	....	....	....	....	....	....	....
Mauritania	682	5.3 e	1.3 e	1.5 e	1.3 e	1.5 e	1.1 e	0.0	0.0 r	0.0 r	0.0 r	0.0 r	0.0 r
Morocco	686	0.4 e	....	....	....	....	....	0.1	....	0.1 r	....	....	....
Oman	449	....	....	....	....	....	....	0.1	0.0 r	0.0 r	0.0 r	0.0 r	0.0 r
Pakistan	564	0.0	0.0 r	0.0 r	0.0 r	0.0 r	0.0 r	0.1	0.0 r	0.0 r	0.0 r	0.0 r	0.0 r
Qatar	453	....	....	....	....	....	....	0.0	0.0 r	0.0 r	0.0 r	0.0 r	0.0 r
Saudi Arabia	456	0.1	0.0 r	0.0 r	0.0 r	0.0 r	0.0 r	0.0	0.0 r	0.0 r	0.0 r	0.0 r	0.0 r
Tunisia	744	0.1 e	0.0 e	0.0 e	0.0 e	0.0 e	0.0 e	....	....	....	....	....	....
United Arab Emirates	466	0.3	0.1 r	0.1 r	0.1 r	0.1 r	0.1 r	3.3	0.8 r	0.9 r	0.7 r	0.8 r	0.8 r
<b>Sub-Saharan Africa</b>	603	<b>10.7</b>	<b>2.6</b>	<b>2.7</b>	<b>2.2</b>	<b>2.5</b>	<b>2.5</b>	<b>2.2</b>	<b>0.4</b>	<b>0.9</b>	<b>1.2</b>	<b>0.5</b>	<b>0.5</b>
Angola	614	0.0 e	0.0 e	0.0 e	0.0 e	0.0 e	0.0 e	....	....	....	....	....	....
Benin	638	....	....	....	....	....	....	0.0 e	0.0 e	0.0 e	0.0 e	0.0 e	0.0 e
Botswana	616	0.0 e	0.0 e	0.0 e	0.0 e	0.0 e	0.0 e	....	....	....	....	....	....
Cameron	622	2.1 e	0.5 e	0.5 e	0.4 e	0.5 e	0.5 e	....	....	....	....	....	....
Congo, Republic of	634	0.0 e	0.0 e	0.0 e	0.0 e	0.0 e	0.0 e	....	....	....	....	....	....
Côte d'Ivoire	662	....	....	....	....	....	....	0.1	0.0 r	0.0 r	0.0 r	0.0 r	0.0 r
Ethiopia	644	0.1 e	0.0 e	0.0 e	0.0 e	0.0 e	0.0 e	....	....	....	....	....	....
Gabon	646	....	....	....	....	....	....	0.0	0.0 r	0.0 r	0.0 r	0.0 r	0.0 r
Madagascar	674	0.0 e	0.0 e	0.0 e	0.0 e	0.0 e	0.0 e	0.0	0.0 r	0.0 r	0.0 r	0.0 r	0.0 r
Malawi	676	0.0 e	0.0 e	0.0 e	0.0 e	0.0 e	0.0 e	....	....	....	....	....	....
Mauritius	684	0.2 e	....	0.2 e	0.3 e	0.3 e	0.3 e	0.0	....	0.0 r	0.1 r	0.1 r	0.1 r
Mozambique	688	0.0 e	0.0 e	0.0 e	0.0 e	0.0 e	0.0 e	0.0	0.0 r	0.0 r	0.0 r	0.0 r	0.0 r
Namibia	728	8.0 e	2.0 e	1.9 e	1.5 e	1.6 e	1.6 e	0.0	0.0 r	0.0 r	0.0 r	0.0 r	0.0 r
Niger	692	....	....	....	....	....	....	0.2	0.0 r	0.0 r	0.0 r	0.0 r	0.0 r
Seychelles	718	0.3	0.1 r	0.0 r	0.1 r	0.1 r	0.1 r	0.3	0.1 r	0.1 r	0.1 r	0.1 r	0.1 r
Sierra Leone	724	....	....	....	....	....	....	0.0	0.0 r	0.0 r	0.0 r	0.0 r	0.0 r
South Africa	199	....	....	....	....	....	....	1.6	0.3 r	0.7 r	1.0 r	0.2 r	0.3 r
Swaziland	734	....	....	....	....	....	....	0.0	0.0 r	0.0 r	0.0 r	0.0 r	0.0 r
Tanzania	738	....	....	....	....	....	....	0.0	0.0 r	0.0 r	0.0 r	0.0 r	0.0 r
Zambia	754	0.0 e	0.0 e	0.0 e	0.0 e	0.0 e	0.0 e	....	....	....	....	....	....
Zimbabwe	698	....	....	....	....	....	....	0.0	0.0 r	0.0 r	0.0 r	0.0 r	0.0 r
<b>Western Hemisphere</b>	205	<b>59.7</b>	<b>12.2</b>	<b>10.5</b>	<b>15.0</b>	<b>16.6</b>	<b>19.2</b>	<b>417.2</b>	<b>92.1</b>	<b>95.3</b>	<b>80.0</b>	<b>89.4</b>	<b>85.6</b>
Anguilla	312	....	....	....	....	....	....	0.0	0.0 r	0.0 r	0.0 r	0.0 r	0.0 r
Antigua and Barbuda	311	0.3	0.1 r	0.0 r	0.1 r	0.1 r	0.1 r	....	....	....	....	....	....
Argentina	213	0.0	0.0 r	0.0 r	0.0 r	0.0 r	0.0 r	2.8	0.7 r	0.7 r	0.7 r	0.7 r	0.7 r

# Belize (339)

In Millions of U.S. Dollars

		Exports (FOB)						Imports (CIF)					
		2015	2015Q3	2015Q4	2016Q1	2016Q2	2016Q3	2015	2015Q3	2015Q4	2016Q1	2016Q2	2016Q3
Aruba	314	0.0	....	....	....	....	....	....	....	....	....	....	....
Bahamas, The	313	0.5	0.1 r	0.1 r	0.1 r	0.1 r	0.2 r	0.2	0.0 r	0.0 r	0.0 r	0.0 r	0.0 r
Barbados	316	1.9	0.5 r	0.4 r	0.4 r	0.4 r	0.5 r	1.4	0.3 r	0.4 r	0.3 r	0.4 r	0.3 r
Bermuda	319	0.0	0.0 r	0.0 r	0.0 r	0.0 r	0.0 r	....	....	....	....	....	....
Bolivia	218	....	....	....	....	....	....	0.0	0.0 r	0.0 r	0.0 r	0.0 r	0.0 r
Brazil	223	0.0	0.0 r	0.0 r	0.0 r	0.0 r	0.0 r	5.8	1.2 r	1.2 r	1.1 r	1.2 r	0.9 r
Chile	228	0.0	0.0 r	0.0 r	0.0 r	....	....	3.2	0.8 r	0.8 r	1.0 r	0.9 r	0.6 r
Colombia	233	0.3	0.2 r	0.0 r	....	....	....	2.9	0.6 r	0.7 r	0.3 r	0.4 r	0.3 r
Costa Rica	238	0.0	0.0 r	0.0 r	0.0 r	0.0 r	0.0 r	11.3	2.8 r	3.2 r	2.7 r	3.0 r	2.9 r
Curacao	354	....	....	....	....	....	....	90.9	22.4 r	24.5 r	20.4 r	22.6 r	21.9 r
Dominica	321	0.1	0.0 r	0.0 r	0.0 r	0.0 r	0.0 r	0.8	0.2 r	0.2 r	0.2 r	0.2 r	0.2 r
Dominican Republic	243	0.1	0.0 r	0.0 r	0.0 r	0.0 r	0.0 r	0.6	0.2 r	0.2 r	0.1 r	0.2 r	0.2 r
Ecuador	248	....	....	....	....	....	....	0.1	0.1 r	....	....	....	....
El Salvador	253	0.4	0.1 r	0.2 r	0.1 r	0.1 r	0.1 r	11.5	2.6 r	2.6 r	3.1 r	1.6 r	1.6 r
Greenland	326	....	....	....	....	....	....	0.0	0.0 r	0.0 r	0.0 r	0.0 r	0.0 r
Grenada	328	0.0	0.0 r	0.0 r	0.0 r	0.0 r	0.0 r	1.5	0.4 r	0.4 r	0.3 r	0.4 r	0.4 r
Guatemala	258	6.4	1.6 r	1.1 r	1.2 r	1.5 r	1.9 r	76.0	18.4 r	20.0 r	16.7 r	18.5 r	18.0 r
Guyana	336	2.9	0.8 r	0.7 r	0.8 r	1.1 r	1.4 r	1.4	0.3 r	0.4 r	0.3 r	0.3 r	0.3 r
Haiti	263	0.1	0.0 r	0.0 r	0.0 r	0.0 r	0.0 r	0.0	0.0 r	0.0 r	0.0 r	0.0 r	0.0 r
Honduras	268	2.9	0.5 r	2.2 r	5.3 r	5.3 r	5.3 r	23.5	5.3 r	5.1 r	4.1 r	4.7 r	4.6 r
Jamaica	343	11.8	3.0 r	2.1 r	2.4 r	3.0 r	3.8 r	6.4	1.5 r	1.6 r	1.4 r	1.7 r	1.7 r
Mexico	273	15.1	1.1 r	0.6 r	1.1 r	0.6 r	0.3 r	109.0	26.0 r	26.6 r	21.2 r	26.2 r	24.6 r
Montserrat	351	....	....	....	....	....	....	0.0	0.0 r	0.0 r	0.0 r	0.0 r	0.0 r
Nicaragua	278	0.1	0.0 r	0.0 r	0.0 r	0.0 r	0.0 r	0.3	0.1 r	0.1 r	0.1 r	0.1 r	0.1 r
Panama	283	1.2	0.0 r	0.1 r	0.4 r	0.5 r	0.6 r	40.2	....	....	....	....	....
Paraguay	288	0.4	0.1 r	0.1 r	0.1 r	0.1 r	0.1 r	2.1	0.5 r	0.6 r	0.5 r	0.5 r	0.5 r
Peru	293	....	....	....	....	....	....	0.8	0.2 r	0.2 r	0.2 r	0.2 r	0.2 r
Sint Maarten	352	0.0	0.0 r	0.0 r	0.0 r	0.0 r	0.0 r	....	....	....	....	....	....
St. Kitts and Nevis	361	0.1	0.0 r	0.0 r	0.0 r	0.0 r	0.0 r	0.5	0.1 r	0.1 r	0.1 r	0.1 r	0.1 r
St. Lucia	362	0.2	0.0 r	0.0 r	0.0 r	0.0 r	0.1 r	1.6	0.4 r	0.4 r	0.3 r	0.4 r	0.4 r
St. Vincent & Grens.	364	0.2	0.0 r	0.0 r	0.0 r	0.0 r	0.1 r	2.6	0.6 r	0.7 r	0.6 r	0.7 r	0.6 r
Suriname	366	1.1	0.3 r	0.2 r	0.2 r	0.3 r	0.3 r	0.1	0.0 r	0.0 r	0.0 r	0.0 r	0.0 r
Trinidad and Tobago	369	13.5	3.5 r	2.5 r	2.7 r	3.3 r	4.2 r	15.9	3.9 r	4.3 r	3.6 r	4.0 r	3.9 r
Uruguay	298	....	....	....	....	....	....	1.8	1.8 r	....	....	....	....
Venezuela, Rep. Bol.	299	....	....	....	....	....	....	0.1	0.0 r	0.0 r	0.0 r	0.0 r	0.0 r
Western Hem. n.s.	399	0.2	0.0 r	0.0 r	0.0 r	0.0 r	0.1 r	1.7	0.4 r	0.5 r	0.4 r	0.4 r	0.4 r
<b>Other Countries n.i.e</b>	910	<b>0.0</b>	<b>0.0</b>	<b>0.0</b>	<b>0.0</b>	<b>0.0</b>	<b>0.0</b>	<b>0.0</b>	<b>0.0</b>	<b>0.0</b>	<b>0.0</b>	<b>0.0</b>	<b>0.0</b>
Cuba	928	0.0	0.0 r	0.0 r	0.0 r	0.0 r	0.0 r	0.0	0.0 r	0.0 r	0.0 r	0.0 r	0.0 r
Korea, Dem. People's Rep.	954	0.0	0.0 r	0.0 r	0.0 r	0.0 r	0.0 r	0.0	0.0 r	0.0 r	0.0 r	0.0 r	0.0 r
<b>Countries &amp; Areas n.s.</b>	898	<b>....</b>	<b>....</b>	<b>....</b>	<b>....</b>	<b>....</b>	<b>....</b>	<b>0.1</b>	<b>0.0 r</b>	<b>0.0 r</b>	<b>0.0 r</b>	<b>0.0 r</b>	<b>0.0 r</b>
<b>Memorandum Items</b>													
Africa	605	16.5	4.0	4.2	3.5	4.1	3.6	2.3	0.4	0.9	1.2	0.5	0.5
Middle East	405	0.8	0.1	0.1	0.1	0.1	0.1	3.4	0.8	0.9	0.8	0.8	0.8
European Union	998	115.3	39.5	21.8	22.0	28.2	25.3	62.0	17.1	14.2	13.3	16.0	18.0
Export earnings: fuel	080	14.2	3.8	2.6	2.8	3.4	4.3	22.5	5.5	5.9	4.7	5.2	5.1
Export earnings: nonfuel	092	325.0	86.3	72.1	63.6	78.1	68.3	1,019.2	225.5	273.8	216.2	246.3	234.6

# Benin (638)

In Millions of U.S. Dollars

		Exports (FOB)						Imports (CIF)					
		2015	2015Q3	2015Q4	2016Q1	2016Q2	2016Q3	2015	2015Q3	2015Q4	2016Q1	2016Q2	2016Q3
IFS World		624.2	120.3	126.1	152.5	....	....	2,368.4	630.4	653.6	428.4	....	....
World	001	625.5	151.8	150.8	220.9	235.5	185.2	2,475.1	623.7	547.8	452.1	522.3	471.3
Advanced Economies	110	119.5	26.2	15.2	18.4	9.3	15.7	991.3	225.6	219.7	180.9	179.6	148.8
Euro Area	163	41.0	14.9	7.1	9.0	7.1	7.7	716.9	165.2	155.2	138.3	144.1	100.3
Austria	122	0.0	0.0 r	0.0 r	0.0 r	0.0 r	....	1.0	0.1 r	0.3 r	0.1 r	0.2 r	0.2 r
Belgium	124	4.6	0.3 r	1.5 r	0.4 r	0.9 r	0.7 r	120.9	29.6 r	25.0 r	11.1 r	8.7 r	8.2 r
Cyprus	423	....	....	....	....	....	....	0.2	0.0 r	0.1 r	0.1 r	0.1 r	0.1 r
Estonia	939	....	....	....	....	....	....	0.3	0.1 r	0.1 r	0.1 r	0.0 r	....
Finland	172	....	....	....	....	....	....	1.9	0.2 r	1.1 r	0.6 r	0.1 r	0.7 r
France	132	15.3	7.3 r	2.9 r	2.7 r	3.1 r	2.6 r	288.8	64.7 r	62.9 r	66.4 r	72.8 r	50.5 r
Germany	134	2.7	1.4 r	0.0 r	0.0 r	0.4 r	0.0 r	33.5	8.7 r	7.2 r	5.7 r	9.3 r	4.1 r
Greece	174	0.2	0.1 r	0.1 r	....	0.0 r	....	0.4	0.1 r	0.1 r	0.7 r	0.0 r	....
Ireland	178	....	....	....	....	....	....	3.5	0.5 r	1.3 r	1.0 r	0.6 r	0.3 r
Italy	136	2.6	1.0 r	0.7 r	1.0 r	0.9 r	0.6 r	28.9	8.0 r	5.8 r	4.1 r	4.3 r	3.1 r
Latvia	941	....	....	....	....	....	0.0 r	0.1	0.0 r	0.0 r	0.0 r	0.0 r	0.0 r
Lithuania	946	0.0	0.0 r	0.0 r	0.0 r	0.0 r	0.0 r	0.8	0.2 r	0.2 r	0.1 r	0.1 r	0.0 r
Luxembourg	137	....	....	....	....	....	....	0.0	0.0 r	0.0 r	0.0 r	0.0 r	0.0 r
Netherlands	138	9.5	2.2 r	1.3 r	1.9 r	1.5 r	1.3 r	79.4	19.2 r	13.9 r	17.0 r	14.7 r	8.4 r
Portugal	182	2.7	0.8 r	0.3 r	0.1 r	....	0.4 r	8.9	1.4 r	2.9 r	3.1 r	4.6 r	3.0 r
Slovak Republic	936	....	....	....	....	0.0 r	0.0 r	0.5	0.1 r	0.1 r	0.1 r	0.0 r	0.0 r
Slovenia	961	0.1	....	....	....	....	....	0.1	0.0 r	0.1 r	0.0 r	....	....
Spain	184	3.4	1.9 r	0.5 r	2.8 r	0.3 r	2.0 r	147.8	32.1 r	34.1 r	28.1 r	28.5 r	21.7 r
Australia	193	0.0	0.0 r	0.0 r	0.0 r	0.0 r	0.0 r	0.9	0.3 r	0.2 r	0.3 r	0.1 r	....
Canada	156	0.0	0.0 r	0.0 r	0.1 r	0.0 r	0.1 r	9.1	1.7 r	0.9 r	0.7 r	1.0 r	1.5 r
China,P.R.: Hong Kong	532	0.8	....	0.1 r	0.2 r	0.3 r	0.3 r	11.0	1.5 r	2.7 r	2.6 r	0.9 r	1.7 r
China,P.R.: Macao	546	....	....	....	....	....	....	0.0	0.0 r	0.0 r	0.0 r	0.0 r	0.0 r
Czech Republic	935	....	....	....	....	....	....	6.9	1.3 r	1.6 r	0.4 r	1.3 r	0.6 r
Denmark	128	13.5	0.0 r	6.4 r	7.8 r	0.0 r	2.5 r	11.5	2.3 r	2.8 r	2.9 r	2.6 r	2.8 r
Iceland	176	....	....	....	....	....	....	2.2	1.4 r	0.8 r	0.4 r	....	0.5 r
Israel	436	....	....	....	....	....	....	0.2	0.1 r	0.1 r	0.1 r	0.1 r	0.1 r
Japan	158	0.0	0.0 r	0.0 r	0.0 r	0.0 r	0.0 r	3.7	1.6 r	0.6 r	0.4 r	0.8 r	0.7 r
Korea, Republic of	542	1.9	0.6 r	0.3 r	0.2 r	0.4 r	2.9 r	2.9	0.8 r	0.6 r	0.4 r	0.5 r	0.6 r
New Zealand	196	....	....	....	....	....	....	0.4	0.0 r	0.0 r	0.1 r	0.6 r	0.0 r
Norway	142	0.0	0.0 r	0.0 r	0.0 r	0.0 r	0.0 r	1.4	0.2 r	1.1 r	3.3 r	0.2 r	0.3 r
Singapore	576	49.6	9.0 r	....	0.2 r	0.0 r	....	55.8	13.2 r	11.0 r	10.9 r	12.2 r	12.0 r
Sweden	144	0.1	0.0 r	0.0 r	0.1 r	0.0 r	0.2 r	20.4	1.9 r	11.1 r	2.2 r	2.8 r	15.5 r
Switzerland	146	7.4	0.4 r	0.0 r	0.0 r	0.0 r	0.0 r	15.2	3.3 r	2.5 r	1.2 r	1.4 r	0.9 r
Taiwan Prov.of China	528	0.2	0.0 r	0.1 r	0.0 r	0.2 r	0.1 r	0.2	0.0 r	0.1 r	0.1 r	0.1 r	0.0 r
United Kingdom	112	0.5	0.0 r	0.5 r	0.2 r	0.2 r	0.2 r	51.8	10.9 r	11.6 r	7.4 r	3.9 r	2.3 r
United States	111	4.4	1.3 r	0.7 r	0.7 r	1.1 r	1.8 r	80.7	20.1 r	16.9 r	8.9 r	7.0 r	8.9 r
<b>Emerg. &amp; Dev. Economies</b>	<b>200</b>	<b>503.4</b>	<b>125.0</b>	<b>135.0</b>	<b>201.7</b>	<b>225.4</b>	<b>169.1</b>	<b>1,464.1</b>	<b>393.1</b>	<b>323.4</b>	<b>268.1</b>	<b>339.0</b>	<b>319.3</b>
<b>Emerg. &amp; Dev. Asia</b>	<b>505</b>	<b>291.5</b>	<b>74.1</b>	<b>78.3</b>	<b>144.6</b>	<b>152.7</b>	<b>138.0</b>	<b>773.8</b>	<b>226.6</b>	<b>177.1</b>	<b>148.8</b>	<b>207.7</b>	<b>193.7</b>
Bangladesh	513	46.6	11.2 r	11.5 r	14.3 r	12.6 r	6.0 r	0.1	0.0 r	0.0 r	0.0 r	0.0 r	0.0 r
Brunei Darussalam	516	....	....	....	....	....	....	0.0	0.0 r	0.0 r	0.0 r	0.0 r	0.0 r
Cambodia	522	0.0	0.0 r	0.0 r	0.0 r	0.0 r	0.0 r	....	....	....	....	....	....
China,P.R.: Mainland	924	32.9	7.9 r	5.8 r	10.0 r	11.8 r	1.3 r	266.5	67.4 r	69.6 r	43.1 r	55.5 r	48.7 r
F.T. New Caledonia	839	0.3	0.1 r	0.1 r	0.1 r	0.1 r	0.1 r	0.0	0.0 r	0.0 r	0.0 r	0.0 r	0.0 r
Guam	829	....	....	....	....	....	....	0.0	0.0 r	0.0 r	0.0 r	0.0 r	0.0 r
India	534	81.1	34.1 r	8.6 r	4.6 r	16.2 r	30.8 r	242.7	67.8 r	44.1 r	42.2 r	78.4 r	61.4 r
Indonesia	536	23.4	7.4 r	8.2 r	11.2 r	9.1 r	4.3 r	7.0	1.9 r	1.3 r	2.3 r	3.0 r	2.6 r
Kiribati	826	....	....	....	....	....	....	0.0	0.0 r	0.0 r	0.0 r	0.0 r	0.0 r
Malaysia	548	55.0	0.3 r	30.8 r	89.2 r	89.2 r	89.2 r	58.4	17.4 r	9.4 r	10.4 r	13.2 r	9.5 r
Nepal	558	0.0 e	0.0 e	0.0 e	0.0 e	0.0 e	0.0 e	....	....	....	....	....	....
Philippines	566	....	....	....	....	....	....	0.0	0.0 r	0.0 r	0.0 r	0.0 r	0.0 r
Sri Lanka	524	0.0	0.0 r	0.0 r	0.0 r	0.0 r	0.0 r	0.1	0.0 r	0.0 r	0.0 r	0.0 r	....
Thailand	578	5.5	1.9 r	1.9 r	0.8 r	1.1 r	0.4 r	191.4	70.0 r	50.7 r	49.6 r	56.1 r	70.2 r
Vietnam	582	46.7	11.2 r	11.5 r	14.4 r	12.7 r	6.0 r	6.7	1.7 r	1.6 r	1.1 r	1.2 r	1.1 r
Asia n.s.	598	....	....	....	....	....	....	0.8	0.2 r	0.2 r	0.1 r	0.1 r	0.1 r



# Benin (638)

In Millions of U.S. Dollars

		Exports (FOB)						Imports (CIF)					
		2015	2015Q3	2015Q4	2016Q1	2016Q2	2016Q3	2015	2015Q3	2015Q4	2016Q1	2016Q2	2016Q3
<b>Europe</b>	170	<b>9.3</b>	<b>1.7</b>	<b>4.8</b>	<b>3.6</b>	<b>25.6</b>	<b>5.1</b>	<b>73.6</b>	<b>16.4</b>	<b>13.3</b>	<b>11.9</b>	<b>16.5</b>	<b>14.2</b>
<b>Emerg. &amp; Dev. Europe</b>	903	<b>9.2</b>	<b>1.6</b>	<b>4.8</b>	<b>3.6</b>	<b>4.1</b>	<b>0.8</b>	<b>66.6</b>	<b>15.4</b>	<b>10.8</b>	<b>10.7</b>	<b>16.0</b>	<b>11.1</b>
Albania	914	4.3	1.0 r	1.0 r	1.3 r	1.2 r	0.5 r	0.1	0.0 r	0.0 r	0.0 r	0.0 r	0.0 r
Bosnia and Herzegovina	963	....	....	....	....	....	....	0.0	0.0 r	0.0 r	0.0 r	0.0 r	0.0 r
Bulgaria	918	0.0	0.0 r	0.0 r	0.7 r	0.3 r	0.0 r	0.1	0.0 r	0.0 r	0.0 r	0.0 r	0.0 r
Croatia	960	....	....	....	....	....	....	0.0	....	....	....	0.1 r	0.1 r
Faroe Islands	816	0.0 e	0.0 e	0.0 e	0.0 e	0.0 e	0.0 e	....	....	....	....	....	....
Gibraltar	823	....	....	....	....	....	....	0.2	0.0 r	0.0 r	0.0 r	0.0 r	0.0 r
Hungary	944	....	....	....	....	....	....	0.4	0.2 r	0.1 r	0.1 r	0.0 r	0.0 r
Macedonia, FYR	962	....	....	....	....	....	....	0.1 e	0.0 e	0.0 e	0.0 e	0.0 e	0.0 e
Montenegro	943	0.0 e	0.0 e	....	....	0.0 e	....	....	....	....	....	....	....
Poland	964	....	....	....	....	0.0 r	0.0 r	32.3	6.6 r	4.6 r	2.4 r	8.2 r	2.6 r
Romania	968	....	....	....	0.0 r	....	....	0.5	0.1 r	0.1 r	0.1 r	0.1 r	0.1 r
Serbia, Republic of	942	....	....	....	....	....	....	0.0	0.0 r	0.0 r	0.0 r	....	0.0 r
Turkey	186	4.9	0.6 r	3.8 r	1.5 r	2.6 r	0.2 r	32.8	8.5 r	5.9 r	8.0 r	7.5 r	8.2 r
<b>CIS</b>	901	<b>0.1</b>	<b>0.0</b>	<b>0.0</b>	<b>0.0</b>	<b>21.6</b>	<b>4.3</b>	<b>6.9</b>	<b>1.0</b>	<b>2.4</b>	<b>1.2</b>	<b>0.5</b>	<b>3.1</b>
Armenia	911	....	....	....	....	....	....	0.1	0.0 r	0.0 r	0.0 r	0.0 r	0.0 r
Belarus	913	0.0 e	0.0 e	0.0 e	0.0 e	21.6 e	4.3 e	0.0	....	....	0.0 r	....	0.0 r
Georgia	915	....	....	....	....	....	....	0.1	0.0 r	0.0 r	0.0 r	0.0 r	0.0 r
Kyrgyz Republic	917	....	....	....	....	....	....	0.0	0.0 r	0.0 r	0.0 r	0.0 r	0.0 r
Moldova	921	0.0	0.0 r	0.0 r	0.0 r	0.0 r	0.0 r	0.0	0.0 r	0.0 r	0.0 r	0.0 r	0.0 r
Russian Federation	922	0.1	0.0 r	....	0.0 r	0.0 r	0.0 r	3.9	0.5 r	2.3 r	0.4 r	0.4 r	0.7 r
Ukraine	926	0.0	0.0 r	0.0 r	0.0 r	....	....	2.8	0.5 r	0.0 r	0.7 r	0.1 r	2.3 r
Europe n.s.	884	....	....	....	....	....	....	0.1	0.0 r	0.0 r	0.0 r	0.0 r	0.0 r
<b>Mid East, N Africa, Pak</b>	440	<b>40.8</b>	<b>9.5</b>	<b>11.7</b>	<b>8.6</b>	<b>8.1</b>	<b>6.1</b>	<b>118.2</b>	<b>26.2</b>	<b>22.6</b>	<b>15.7</b>	<b>18.9</b>	<b>16.9</b>
Afghanistan, I.R. of	512	....	....	....	....	....	....	0.0	0.0 r	0.0 r	0.0 r	0.0 r	0.0 r
Algeria	612	0.1	0.0 r	0.0 r	0.0 r	0.0 r	0.0 r	0.6	0.1 r	0.1 r	0.1 r	0.1 r	0.1 r
Bahrain, Kingdom of	419	....	....	....	....	....	....	2.0	0.5 r	0.5 r	0.3 r	0.4 r	0.3 r
Djibouti	611	0.0	0.0 r	0.0 r	0.0 r	0.0 r	0.0 r	0.0	0.0 r	0.0 r	0.0 r	0.0 r	0.0 r
Egypt	469	16.5	3.1 r	6.2 r	3.0 r	2.6 r	1.2 r	4.8	1.4 r	0.7 r	0.4 r	0.5 r	0.4 r
Iran, I.R. of	429	0.0	0.0 r	0.0 r	0.0 r	0.0 r	0.0 r	0.1	0.0 r	0.0 r	0.0 r	0.0 r	0.0 r
Jordan	439	....	....	....	0.0 r	....	....	0.1	0.0 r	0.0 r	0.1 r	0.0 r	0.0 r
Kuwait	443	0.0	0.0 r	0.0 r	0.0 r	0.0 r	0.0 r	0.3	0.1 r	0.1 r	0.0 r	0.1 r	0.0 r
Lebanon	446	0.1	0.0 r	0.0 r	0.0 r	0.0 r	0.0 r	7.9	2.2 r	2.2 r	1.6 r	1.8 r	1.6 r
Libya	672	0.0	0.0 r	0.0 r	0.0 r	0.0 r	0.0 r	0.0	0.0 r	0.0 r	0.0 r	0.0 r	0.0 r
Mauritania	682	0.1	0.0 r	0.0 r	0.0 r	0.0 r	0.0 r	22.1	5.6 r	5.8 r	4.1 r	5.0 r	4.5 r
Morocco	686	2.4	1.1 r	0.1 r	0.3 r	0.3 r	0.3 r	28.0	3.1 r	0.4 r	0.6 r	1.2 r	1.3 r
Oman	449	....	....	....	....	....	....	0.1	0.0 r	0.0 r	0.0 r	0.0 r	0.0 r
Pakistan	564	17.5	4.2 r	4.3 r	4.0 r	3.9 r	3.9 r	11.1	2.8 r	2.7 r	1.8 r	2.1 r	1.8 r
Qatar	453	0.0	0.0 r	0.0 r	0.0 r	0.0 r	0.0 r	0.1	0.0 r	0.0 r	0.0 r	0.0 r	0.0 r
Saudi Arabia	456	0.8	0.2 r	0.2 r	0.3 r	0.2 r	0.1 r	0.9	0.2 r	0.2 r	0.1 r	0.2 r	0.1 r
Sudan	732	0.0	0.0 r	0.0 r	0.0 r	0.0 r	0.0 r	0.0	0.0 r	0.0 r	0.0 r	0.0 r	0.0 r
Syrian Arab Republic	463	0.0	0.0 r	0.0 r	0.0 r	0.0 r	0.0 r	0.1	0.0 r	0.0 r	0.0 r	0.0 r	0.0 r
Tunisia	744	1.2	0.3 r	0.3 r	0.3 r	0.3 r	0.3 r	6.7	1.8 r	1.8 r	1.2 r	1.4 r	1.2 r
United Arab Emirates	466	2.2	0.5 r	0.5 r	0.7 r	0.6 r	0.3 r	33.3	8.3 r	8.0 r	5.3 r	6.2 r	5.4 r
<b>Sub-Saharan Africa</b>	603	<b>158.2</b>	<b>38.1</b>	<b>39.0</b>	<b>44.8</b>	<b>39.0</b>	<b>19.9</b>	<b>417.7</b>	<b>104.1</b>	<b>99.1</b>	<b>77.6</b>	<b>82.5</b>	<b>74.9</b>
Angola	614	0.1	0.0 r	0.0 r	0.0 r	0.0 r	0.0 r	7.9	2.0 r	1.9 r	1.3 r	1.5 r	1.3 r
Burkina Faso	748	3.8	0.9 r	0.9 r	1.2 r	1.0 r	0.5 r	2.4	0.6 r	0.6 r	0.4 r	0.4 r	0.4 r
Burundi	618	....	....	....	....	....	....	0.1	0.0 r	0.0 r	0.0 r	0.0 r	0.0 r
Cabo Verde	624	0.0	0.0 r	0.0 r	0.0 r	0.0 r	0.0 r	....	....	....	....	....	....
Cameroon	622	1.8	0.4 r	0.4 r	0.6 r	0.5 r	0.2 r	1.9	0.5 r	0.5 r	0.3 r	0.4 r	0.3 r
Central African Rep.	626	0.2	0.0 r	0.0 r	0.0 r	0.0 r	0.0 r	0.0	0.0 r	0.0 r	0.0 r	0.0 r	0.0 r
Chad	628	7.9	1.9 r	2.0 r	2.4 r	2.2 r	1.0 r	....	....	....	....	....	....
Comoros	632	....	....	....	....	....	....	0.0	0.0 r	0.0 r	0.0 r	0.0 r	0.0 r
Congo, Dem. Rep. of	636	0.2	0.0 r	0.1 r	0.1 r	0.1 r	0.0 r	0.1	0.0 r	0.0 r	0.0 r	0.0 r	0.0 r
Congo, Republic of	634	0.4	0.1 r	0.1 r	0.1 r	0.1 r	0.1 r	1.2	0.3 r	0.3 r	0.2 r	0.2 r	0.2 r
Côte d'Ivoire	662	10.6	2.5 r	2.6 r	3.3 r	2.9 r	1.4 r	48.1	11.4 r	10.9 r	7.3 r	8.7 r	7.7 r
Equatorial Guinea	642	0.2	0.1 r	0.1 r	0.1 r	0.1 r	0.0 r	1.3	0.3 r	0.3 r	0.2 r	0.2 r	0.2 r
Eritrea	643	....	....	....	....	....	....	0.0	0.0 r	0.0 r	0.0 r	0.0 r	0.0 r
Ethiopia	644	0.0	0.0 r	0.0 r	0.0 r	0.0 r	0.0 r	0.0	0.0 r	0.0 r	0.0 r	0.0 r	0.0 r

# Benin (638)

In Millions of U.S. Dollars

		Exports (FOB)						Imports (CIF)					
		2015	2015Q3	2015Q4	2016Q1	2016Q2	2016Q3	2015	2015Q3	2015Q4	2016Q1	2016Q2	2016Q3
Gabon	646	1.1	0.3 r	0.3 r	0.3 r	0.3 r	0.1 r	4.4	1.1 r	1.1 r	0.7 r	0.8 r	0.7 r
Gambia, The	648	0.0	0.0 r	0.0 r	0.0 r	0.0 r	0.0 r	0.1	0.0 r	0.0 r	0.0 r	0.0 r	0.0 r
Ghana	652	9.4	2.3 r	2.3 r	2.9 r	2.5 r	1.2 r	20.7	5.1 r	5.0 r	3.3 r	3.8 r	3.3 r
Guinea	656	0.3	0.1 r	0.1 r	0.1 r	0.1 r	0.0 r	1.3	0.3 r	0.3 r	0.2 r	0.2 r	0.2 r
Guinea-Bissau	654	0.0	0.0 r	0.0 r	0.0 r	0.0 r	0.0 r	1.7	0.4 r	0.4 r	0.3 r	0.3 r	0.3 r
Kenya	664	....	....	....	....	....	....	0.2	0.0 r	0.0 r	0.0 r	0.0 r	0.0 r
Lesotho	666	0.3	0.1 r	0.1 r	0.1 r	0.1 r	0.0 r	....	....	....	....	....	....
Liberia	668	0.4	0.1 r	0.1 r	0.1 r	0.1 r	0.1 r	0.0	0.0 r	0.0 r	0.0 r	0.0 r	0.0 r
Madagascar	674	0.0	0.0 r	0.0 r	0.0 r	0.0 r	0.0 r	1.8	0.4 r	0.4 r	0.3 r	0.3 r	0.3 r
Mali	678	0.4	0.1 r	0.1 r	0.1 r	0.1 r	0.1 r	0.9	0.2 r	0.2 r	0.1 r	0.2 r	0.1 r
Mauritius	684	0.7	0.4 r	....	....	....	....	0.3	....	0.3 r	0.0 r	0.0 r	0.0 r
Mozambique	688	0.0	0.0 r	0.0 r	0.0 r	0.0 r	0.0 r	....	....	....	....	....	....
Namibia	728	....	....	....	....	....	....	4.8	1.2 r	1.2 r	0.8 r	0.9 r	0.8 r
Niger	692	59.9	14.1 r	14.0 r	16.7 r	14.3 r	6.6 r	1.1	0.3 r	0.3 r	0.2 r	0.2 r	0.2 r
Nigeria	694	39.2	9.4 r	9.7 r	12.1 r	10.6 r	5.0 r	80.5	19.9 r	19.0 r	12.3 r	14.1 r	12.1 r
Senegal	722	2.8	0.1 r	1.3 r	0.4 r	0.4 r	0.3 r	14.9	2.9 r	3.8 r	1.7 r	1.9 r	1.6 r
Seychelles	718	....	....	....	....	....	....	0.0	0.0 r	0.0 r	0.0 r	0.0 r	0.0 r
Sierra Leone	724	0.1	0.0 r	0.0 r	0.0 r	0.0 r	0.0 r	0.2	0.1 r	0.1 r	0.0 r	0.0 r	0.0 r
South Africa	199	6.4	2.4 r	1.9 r	0.5 r	0.4 r	1.7 r	9.7	4.3 r	1.6 r	3.9 r	2.2 r	0.9 r
Swaziland	734	....	....	....	....	....	....	0.1	0.0 r	0.0 r	0.0 r	0.0 r	0.0 r
Tanzania	738	0.2	0.0 r	0.0 r	0.1 r	0.1 r	0.0 r	0.5	0.1 r	0.1 r	0.1 r	0.1 r	0.1 r
Togo	742	10.8	2.6 r	2.7 r	3.3 r	2.9 r	1.4 r	211.3	52.4 r	50.8 r	43.9 r	45.7 r	44.1 r
Uganda	746	0.4	0.1 r	0.1 r	0.1 r	0.1 r	0.1 r	0.0	0.0 r	0.0 r	0.0 r	0.0 r	0.0 r
Zimbabwe	698	0.4	0.1 r	0.1 r	0.1 r	0.1 r	0.1 r	0.0	0.0 r	0.0 r	0.0 r	0.0 r	0.0 r
Africa n.s.	799	....	....	....	....	....	....	0.0	0.0 r	0.0 r	0.0 r	0.0 r	0.0 r
<b>Western Hemisphere</b>	<b>205</b>	<b>3.5</b>	<b>1.5</b>	<b>1.1</b>	<b>0.0</b>	<b>0.0</b>	<b>0.0</b>	<b>80.7</b>	<b>19.9</b>	<b>11.3</b>	<b>14.1</b>	<b>13.4</b>	<b>19.6</b>
Anguilla	312	....	....	....	....	....	....	0.0	0.0 r	0.0 r	0.0 r	0.0 r	0.0 r
Antigua and Barbuda	311	0.0	0.0 r	0.0 r	0.0 r	0.0 r	0.0 r	2.1	0.5 r	0.5 r	0.3 r	0.4 r	0.3 r
Argentina	213	....	....	....	....	....	....	3.7	0.9 r	0.9 r	0.9 r	0.9 r	0.9 r
Bahamas, The	313	....	....	....	....	....	....	0.0	0.0 r	0.0 r	0.0 r	0.0 r	0.0 r
Belize	339	0.0	0.0 r	0.0 r	0.0 r	0.0 r	0.0 r	....	....	....	....	....	....
Bermuda	319	0.0 e	0.0 e	0.0 e	0.0 e	0.0 e	0.0 e	....	....	....	....	....	....
Bolivia	218	....	....	....	....	....	....	0.0	0.0 r	0.0 r	0.0 r	0.0 r	0.0 r
Brazil	223	....	....	....	0.0 r	....	....	69.4	17.3 r	7.9 r	9.5 r	9.0 r	15.3 r
Chile	228	....	....	....	....	0.0 r	....	0.8	0.1 r	0.2 r	0.5 r	0.1 r	0.1 r
Colombia	233	3.5	1.5 r	1.1 r	....	....	....	2.0	0.2 r	1.3 r	2.5 r	2.7 r	2.5 r
Costa Rica	238	0.0	0.0 r	0.0 r	0.0 r	0.0 r	0.0 r	0.0	0.0 r	0.0 r	0.0 r	0.0 r	0.0 r
Curacao	354	....	....	....	....	....	....	0.0	0.0 r	0.0 r	0.0 r	0.0 r	0.0 r
Dominican Republic	243	....	....	....	....	....	....	0.0	0.0 r	0.0 r	0.0 r	0.0 r	0.0 r
Ecuador	248	0.0	0.0 r	....	....	....	....	0.3	0.0 r	....	....	....	....
Greenland	326	....	....	....	....	....	....	0.0	0.0 r	0.0 r	0.0 r	0.0 r	0.0 r
Guatemala	258	....	....	....	....	....	....	0.4	0.1 r	0.1 r	0.1 r	0.1 r	0.1 r
Haiti	263	0.0	0.0 r	0.0 r	0.0 r	0.0 r	0.0 r	0.1	0.0 r	0.0 r	0.0 r	0.0 r	0.0 r
Honduras	268	....	....	....	....	....	....	0.0	0.0 r	0.0 r	0.0 r	0.0 r	0.0 r
Mexico	273	....	....	....	....	....	....	0.0	0.0 r	0.0 r	0.0 r	0.0 r	0.0 r
Paraguay	288	0.0	0.0 r	0.0 r	0.0 r	0.0 r	0.0 r	0.0	0.0 r	0.0 r	0.0 r	0.0 r	0.0 r
Suriname	366	....	....	....	....	....	....	0.0	0.0 r	0.0 r	0.0 r	0.0 r	0.0 r
Uruguay	298	....	....	....	....	....	....	1.5	0.6 r	0.2 r	0.2 r	0.2 r	0.2 r
Western Hem. n.s.	399	....	....	....	....	....	....	0.3	0.1 r	0.1 r	0.1 r	0.1 r	0.1 r
<b>Other Countries n.i.e</b>	<b>910</b>	<b>2.6</b>	<b>0.6</b>	<b>0.6</b>	<b>0.8</b>	<b>0.7</b>	<b>0.3</b>	<b>11.7</b>	<b>2.9</b>	<b>2.8</b>	<b>1.9</b>	<b>2.2</b>	<b>1.9</b>
Cuba	928	....	....	....	....	....	....	0.0	0.0 r	0.0 r	0.0 r	0.0 r	0.0 r
Korea, Dem. People's Rep.	954	2.6	0.6 r	0.6 r	0.8 r	0.7 r	0.3 r	11.7	2.9 r	2.8 r	1.9 r	2.2 r	1.9 r
<b>Countries &amp; Areas n.s.</b>	<b>898</b>	<b>....</b>	<b>....</b>	<b>....</b>	<b>....</b>	<b>....</b>	<b>....</b>	<b>8.0</b>	<b>2.0 r</b>	<b>1.9 r</b>	<b>1.3 r</b>	<b>1.5 r</b>	<b>1.3 r</b>
<b>Memorandum Items</b>													
Africa	605	162.0	39.6	39.4	45.5	39.7	20.5	475.1	114.7	107.2	83.6	90.1	82.1
Middle East	405	19.6	3.9	7.0	4.0	3.5	1.6	49.8	12.8	11.8	8.0	9.2	8.0
European Union	998	55.2	15.0	14.0	17.8	7.6	10.5	840.8	188.5	187.0	154.0	163.2	124.4
Export earnings: fuel	080	55.6	14.0	13.9	16.0	14.1	6.7	138.9	33.5	35.2	23.6	26.9	23.8
Export earnings: nonfuel	092	569.9	137.8	136.9	204.8	221.4	178.5	2,336.2	590.2	512.6	428.5	495.4	447.5

# Bermuda (319)

In Millions of U.S. Dollars

		Exports (FOB)						Imports (FOB)					
		2015	2015Q3	2015Q4	2016Q1	2016Q2	2016Q3	2015	2015Q3	2015Q4	2016Q1	2016Q2	2016Q3
IFS World		20.0	....	....	....	....	....	....	....	....	....	....	....
World	001	92.8	26.2	26.0	4.0	34.3	48.6	1,516.1	183.3	641.6	387.1	498.9	225.1
Advanced Economies	110	34.1	5.7	14.6	1.4	31.4	45.9	1,414.9	164.7	600.5	357.8	474.3	203.3
Euro Area	163	17.8	4.2	12.8	0.0	28.9	44.8	377.1	2.1	368.3	2.7	3.4	4.4
Austria	122	0.0 e	0.0 e	....	0.0 e	....	0.0 e	0.6	0.1 r	0.2 r	0.1 r	0.1 r	0.5 r
Belgium	124	0.0	0.0 r	0.0 r	0.0 r	0.0 r	0.0 r	1.1	0.1 r	0.2 r	0.1 r	0.1 r	0.2 r
Cyprus	423	4.2 e	4.2 e	....	....	....	....	0.0	0.0 r	0.0 r	0.0 r	0.0 r	0.0 r
Estonia	939	....	....	....	....	....	....	0.0	....	....	....	....	....
Finland	172	....	....	....	....	....	....	0.1	0.0 r	0.0 r	0.0 r	0.0 r	0.0 r
France	132	....	....	....	....	....	....	0.3	0.1 r	0.1 r	0.1 r	0.1 r	0.1 r
Germany	134	0.0	0.0 r	0.0 r	0.0 r	10.6 r	44.8 r	369.4	0.9 r	367.1 r	1.4 r	1.4 r	3.1 r
Greece	174	....	....	....	....	....	....	0.3	0.2 r	0.0 r	0.0 r	0.0 r	0.1 r
Ireland	178	....	....	....	....	....	....	0.7	0.1 r	0.1 r	0.2 r	0.2 r	0.1 r
Italy	136	0.0	0.0 r	0.0 r	0.0 r	0.0 r	0.0 r	0.1	0.0 r	0.0 r	0.0 r	0.0 r	0.0 r
Latvia	941	....	....	....	....	18.3 e	....	0.1	0.0 r	....	0.3 r	0.8 r	0.0 r
Lithuania	946	....	....	....	....	0.0 e	....	0.0	0.0 r	0.0 r	0.1 r	0.0 r	0.0 r
Luxembourg	137	0.0 e	....	....	0.0 e	....	0.0 e	0.0	0.0 r	0.0 r	0.0 r	0.0 r	....
Malta	181	12.7 e	....	12.7 e	0.0 e	....	....	0.0	0.0 r	0.0 r	0.0 r	0.0 r	0.0 r
Netherlands	138	0.0	....	0.0 r	0.0 r	0.0 r	0.0 r	0.7	0.2 r	0.2 r	0.1 r	0.2 r	0.1 r
Portugal	182	0.8 e	....	0.0 e	....	0.0 e	0.0 e	0.7	0.2 r	0.1 r	0.2 r	0.3 r	0.2 r
Slovak Republic	936	....	....	....	....	....	....	....	....	....	0.0 r	0.0 r	0.0 r
Slovenia	961	....	....	....	....	....	....	0.0	....	0.0 r	....	0.0 r	0.0 r
Spain	184	0.0	0.0 r	0.0 r	0.0 r	0.0 r	0.0 r	2.9	0.2 r	0.3 r	0.1 r	0.1 r	0.1 r
Australia	193	1.6 e	0.1 e	0.7 e	0.0 e	0.0 e	0.1 e	0.5	0.1 r	0.1 r	0.1 r	0.1 r	0.1 r
Canada	156	0.2	0.0 r	0.1 r	0.0 r	0.0 r	0.3 r	38.2	6.2 r	16.8 r	13.8 r	18.1 r	15.2 r
China,P.R.: Hong Kong	532	0.0	0.0 r	0.0 r	0.0 r	0.0 r	0.0 r	1.7	0.4 r	0.4 r	0.4 r	0.4 r	0.4 r
China,P.R.: Macao	546	0.0 e	....	0.0 e	....	....	....	0.0	0.0 r	0.0 r	0.0 r	0.0 r	0.0 r
Czech Republic	935	0.4 e	....	0.0 e	....	0.0 e	....	0.1	0.0 r	0.1 r	0.0 r	0.0 r	0.0 r
Denmark	128	0.1	0.0 r	0.1 r	0.1 r	0.1 r	0.0 r	0.2	0.0 r	0.1 r	0.0 r	0.1 r	0.0 r
Iceland	176	0.0	....	....	0.0 r	....	....	0.2	0.1 r	0.1 r	0.0 r	0.1 r	0.6 r
Israel	436	1.6 e	0.1 e	....	1.0 e	0.6 e	0.1 e	0.1	....	....	....	0.1 r	0.1 r
Japan	158	0.0	0.0 r	....	....	0.0 r	0.0 r	50.7	1.1 r	1.9 r	140.9 r	93.9 r	1.0 r
Korea, Republic of	542	....	....	....	....	....	....	249.4	29.7 r	83.1 r	79.9 r	53.2 r	24.7 r
New Zealand	196	4.1 e	1.3 e	0.7 e	0.0 e	0.6 e	0.0 e	3.5	1.2 r	1.1 r	0.5 r	0.7 r	0.7 r
Norway	142	....	....	....	0.0 r	....	....	0.1	0.0 r	0.0 r	0.0 r	0.0 r	0.0 r
San Marino	135	....	....	....	....	....	....	0.0	0.0 r	0.0 r	0.0 r	0.0 r	0.0 r
Singapore	576	0.0 e	0.0 e	0.0 e	0.0 e	0.0 e	0.2 e	0.4	0.1 r	0.1 r	0.1 r	0.1 r	0.0 r
Sweden	144	0.0	0.0 r	0.0 r	0.0 r	....	....	1.3	0.2 r	0.7 r	0.4 r	0.5 r	0.3 r
Switzerland	146	0.3	0.0 r	0.2 r	0.0 r	0.0 r	0.0 r	3.3	1.2 r	0.1 r	0.1 r	0.3 r	0.2 r
Taiwan Prov.of China	528	0.0 e	0.0 e	0.0 e	....	....	....	2.0	0.6 r	0.6 r	0.2 r	0.2 r	0.2 r
United Kingdom	112	1.0	0.0 r	0.0 r	0.0 r	0.8 r	0.0 r	8.8	1.8 r	2.8 r	1.7 r	2.1 r	1.7 r
United States	111	7.0	0.0 r	0.0 r	0.1 r	0.3 r	0.4 r	677.4	119.9 r	124.2 r	116.9 r	301.0 r	153.5 r
Vatican	187	....	....	....	....	....	....	0.0	0.0 r	0.0 r	0.0 r	0.0 r	0.0 r
Emerg. & Dev. Economies	200	58.5	20.5	11.3	2.6	2.9	2.7	96.1	18.0	38.8	27.9	23.2	21.0
Emerg. & Dev. Asia	505	1.5	0.2	0.3	0.4	0.4	0.4	28.4	7.2	8.4	7.8	3.5	7.8
American Samoa	859	....	....	....	....	....	....	0.0	0.0 r	0.0 r	0.0 r	0.0 r	0.0 r
Bangladesh	513	....	....	....	....	....	....	0.1	0.0 r	0.0 r	0.0 r	0.0 r	0.0 r
Brunei Darussalam	516	....	....	....	....	....	....	0.0	0.0 r	0.0 r	0.0 r	0.0 r	0.0 r
Cambodia	522	....	....	....	....	....	....	0.0	0.0 r	0.0 r	0.0 r	0.0 r	0.0 r
China,P.R.: Mainland	924	0.0	0.0 r	....	0.0 r	0.0 r	0.1 r	19.4	4.9 r	6.1 r	5.1 r	0.2 r	5.3 r
Fiji	819	....	....	....	....	....	....	0.1	0.0 r	0.0 r	0.0 r	0.0 r	0.0 r
F.T. French Polynesia	887	....	....	....	....	....	....	0.0	0.0 r	0.0 r	0.0 r	0.0 r	0.0 r
F.T. New Caledonia	839	0.0 e	0.0 e	0.0 e	0.0 e	0.0 e	0.0 e	....	....	....	....	....	....
Guam	829	....	....	....	....	....	....	0.0	0.0 r	0.0 r	0.0 r	0.0 r	0.0 r
India	534	0.0	....	0.0 r	....	0.0 r	....	1.6	0.4 r	0.3 r	0.5 r	0.5 r	0.6 r
Indonesia	536	1.4 e	0.1 e	0.3 e	0.4 e	0.4 e	0.3 e	2.3	0.7 r	0.8 r	1.2 r	1.4 r	0.9 r
Lao People's Dem.Rep	544	....	....	....	....	....	....	0.0	0.0 r	0.0 r	0.0 r	0.0 r	0.0 r
Malaysia	548	....	....	....	....	....	....	1.0	0.0 r	0.0 r	0.0 r	0.0 r	0.0 r
Maldives	556	0.0 e	0.0 e	0.0 e	0.0 e	0.0 e	0.0 e	....	....	....	....	....	....
Mongolia	948	0.0 e	0.0 e	0.0 e	0.0 e	0.0 e	0.0 e	....	....	....	....	....	....

# Bermuda (319)

In Millions of U.S. Dollars

		Exports (FOB)						Imports (FOB)					
		2015	2015Q3	2015Q4	2016Q1	2016Q2	2016Q3	2015	2015Q3	2015Q4	2016Q1	2016Q2	2016Q3
Nepal	558	....	....	....	....	....	....	0.0	0.0 r	0.0 r	0.0 r	0.0 r	0.0 r
Philippines	566	0.0	0.0 r	0.0 r	....	....	....	0.1	0.1 r	0.0 r	0.0 r	0.0 r	0.0 r
Sri Lanka	524	0.1 e	0.0 e	0.0 e	0.0 e	0.0 e	0.0 e	0.0	....	....	0.0 r	....	....
Thailand	578	0.0	0.0 r	0.0 r	0.0 r	0.0 r	0.0 r	2.4	0.8 r	0.5 r	0.6 r	0.9 r	0.5 r
Vietnam	582	....	....	....	....	....	....	0.4	0.1 r	0.2 r	0.1 r	0.1 r	0.1 r
Asia n.s.	598	....	....	....	....	....	....	1.0	0.1 r	0.4 r	0.3 r	0.3 r	0.2 r
<b>Europe</b>	170	<b>4.0</b>	<b>0.1</b>	<b>3.8</b>	<b>0.0</b>	<b>0.1</b>	<b>0.1</b>	<b>0.9</b>	<b>0.3</b>	<b>0.3</b>	<b>0.3</b>	<b>0.5</b>	<b>0.2</b>
<b>Emerg. &amp; Dev. Europe</b>	903	<b>3.9</b>	<b>0.0</b>	<b>3.8</b>	<b>0.0</b>	<b>0.0</b>	<b>0.0</b>	<b>0.5</b>	<b>0.2</b>	<b>0.2</b>	<b>0.2</b>	<b>0.4</b>	<b>0.1</b>
Albania	914	....	....	....	....	....	....	0.0	0.0 r	0.0 r	0.0 r	0.0 r	0.0 r
Bosnia and Herzegovina	963	0.1 e	0.0 e	0.0 e	0.0 e	0.0 e	0.0 e	0.0	0.0 r	0.0 r	0.0 r	0.0 r	0.0 r
Bulgaria	918	0.0 e	....	0.0 e	....	....	....	0.0	....	0.0 r	....	....	0.0 r
Croatia	960	0.0 e	....	0.0 e	....	0.0 e	0.0 e	....	....	....	....	0.0 r	....
Hungary	944	0.1 e	0.0 e	0.0 e	0.0 e	0.0 e	0.0 e	0.5	0.2 r	0.2 r	0.2 r	0.4 r	0.1 r
Macedonia, FYR	962	0.0 e	0.0 e	0.0 e	0.0 e	0.0 e	0.0 e	....	....	....	....	....	....
Montenegro	943	....	....	....	0.0 e	0.0 e	0.0 e	....	....	....	....	0.0 e	....
Poland	964	0.0 e	....	0.0 e	0.0 e	0.0 e	0.0 e	0.0	0.0 r	0.0 r	0.0 r	0.0 r	0.0 r
Romania	968	....	....	....	....	....	....	0.0	0.0 r	0.0 r	0.0 r	0.0 r	....
Serbia, Republic of	942	....	....	....	....	....	....	0.0	0.0 r	0.0 r	0.0 r	0.0 r	0.0 r
Turkey	186	3.8 e	0.0 e	3.7 e	....	....	0.0 e	0.0	0.0 r	0.0 r	0.0 r	0.0 r	0.0 r
<b>CIS</b>	901	<b>0.1</b>	<b>0.0</b>	<b>0.0</b>	<b>0.0</b>	<b>0.0</b>	<b>0.0</b>	<b>0.4</b>	<b>0.1</b>	<b>0.1</b>	<b>0.1</b>	<b>0.1</b>	<b>0.1</b>
Azerbaijan, Rep. of	912	....	....	....	....	....	....	....	....	....	0.0 e	0.0 e	0.0 e
Belarus	913	0.0 e	0.0 e	0.0 e	0.0 e	0.0 e	0.0 e	....	....	....	....	....	....
Kazakhstan	916	0.0 e	0.0 e	0.0 e	0.0 e	0.0 e	0.0 e	....	....	....	....	....	....
Moldova	921	0.0 e	0.0 e	0.0 e	0.0 e	0.0 e	0.0 e	0.0	0.0 r	0.0 r	0.0 r	0.0 r	0.0 r
Russian Federation	922	0.1 e	0.0 e	0.0 e	0.0 e	0.0 e	0.0 e	0.0	0.0 r	0.0 r	0.0 r	0.0 r	0.0 r
Tajikistan	923	0.0 e	0.0 e	0.0 e	0.0 e	0.0 e	0.0 e	....	....	....	....	....	....
Ukraine	926	0.0	0.0 r	0.0 r	0.0 r	0.0 r	0.0 r	0.4	0.1 r	0.1 r	0.1 r	0.1 r	0.1 r
Europe n.s.	884	....	....	....	....	....	....	0.0	0.0 r	0.0 r	0.0 r	0.0 r	0.0 r
<b>Mid East, N Africa, Pak</b>	440	<b>2.1</b>	<b>0.5</b>	<b>0.5</b>	<b>0.5</b>	<b>0.4</b>	<b>0.3</b>	<b>2.7</b>	<b>1.2</b>	<b>0.8</b>	<b>0.5</b>	<b>0.4</b>	<b>0.3</b>
Algeria	612	0.0 e	0.0 e	0.0 e	0.0 e	0.0 e	0.0 e	0.0	0.0 r	0.0 r	0.0 r	0.0 r	0.0 r
Bahrain, Kingdom of	419	0.1 e	0.0 e	0.0 e	0.0 e	0.0 e	0.0 e	0.0	....	0.0 r	0.0 r	0.0 r	0.0 r
Egypt	469	....	....	....	....	....	....	0.1	0.0 r	0.0 r	0.0 r	0.0 r	0.0 r
Iran, I.R. of	429	....	....	....	....	....	....	0.0	0.0 r	0.0 r	0.0 r	0.0 r	0.0 r
Jordan	439	....	....	....	....	....	....	0.0	0.0 r	0.0 r	0.0 r	0.0 r	0.0 r
Kuwait	443	0.0 e	0.0 e	0.0 e	0.0 e	0.0 e	0.0 e	0.0	0.0 r	0.0 r	0.0 r	0.0 r	0.0 r
Lebanon	446	....	....	....	....	....	....	0.9	0.9 r	0.0 r	....	....	....
Mauritania	682	0.0 e	0.0 e	0.0 e	0.0 e	0.0 e	0.0 e	0.0	0.0 r	0.0 r	0.0 r	0.0 r	0.0 r
Morocco	686	0.0 e	....	0.0 e	....	....	....	0.1	0.0 r	0.0 r	0.0 r	0.0 r	0.0 r
Oman	449	....	....	....	....	....	....	0.0	0.0 r	0.0 r	0.0 r	0.0 r	0.0 r
Pakistan	564	0.0 e	0.0 e	0.0 e	0.0 e	0.0 e	0.0 e	1.4	0.2 r	0.6 r	0.4 r	0.4 r	0.2 r
Saudi Arabia	456	2.0 e	0.5 e	0.5 e	0.4 e	0.4 e	0.3 e	0.0	0.0 r	0.0 r	0.0 r	0.0 r	0.0 r
Tunisia	744	0.0 e	0.0 e	0.0 e	0.0 e	0.0 e	0.0 e	0.1	0.0 r	0.0 r	0.0 r	0.0 r	0.0 r
United Arab Emirates	466	0.0	0.0 r	0.0 r	0.0 r	0.0 r	0.0 r	0.0	0.0 r	0.0 r	0.0 r	0.0 r	0.0 r
<b>Sub-Saharan Africa</b>	603	<b>50.0</b>	<b>19.5</b>	<b>6.4</b>	<b>1.5</b>	<b>1.8</b>	<b>1.7</b>	<b>3.7</b>	<b>0.0</b>	<b>3.6</b>	<b>3.7</b>	<b>3.1</b>	<b>2.0</b>
Benin	638	....	....	....	....	....	....	0.0	0.0 r	0.0 r	0.0 r	0.0 r	0.0 r
Botswana	616	....	....	....	....	....	....	0.0 e	0.0 e	0.0 e	0.0 e	0.0 e	0.0 e
Cabo Verde	624	....	....	....	....	....	....	0.0	0.0 r	0.0 r	0.0 r	0.0 r	0.0 r
Cameroon	622	....	....	....	....	....	....	0.0	0.0 r	0.0 r	0.0 r	0.0 r	0.0 r
Congo, Dem. Rep. of	636	....	....	....	....	....	....	0.0	0.0 r	0.0 r	0.0 r	0.0 r	0.0 r
Eritrea	643	....	....	....	....	....	....	0.0	0.0 r	0.0 r	0.0 r	0.0 r	0.0 r
Ethiopia	644	....	....	....	....	....	....	0.1	0.0 r	0.0 r	0.0 r	0.0 r	0.0 r
Gabon	646	....	....	....	....	....	....	0.0	0.0 r	0.0 r	0.0 r	0.0 r	0.0 r
Ghana	652	....	....	....	....	....	....	0.0	0.0 r	0.0 r	0.0 r	0.0 r	0.0 r
Guinea	656	....	....	....	....	....	....	0.0	0.0 r	0.0 r	0.0 r	0.0 r	0.0 r
Kenya	664	....	....	....	....	....	....	0.0	0.0 r	0.0 r	0.0 r	0.0 r	0.0 r
Lesotho	666	....	....	....	....	....	....	0.0	0.0 r	0.0 r	0.0 r	0.0 r	0.0 r
Madagascar	674	....	....	....	....	....	....	0.0	0.0 r	0.0 r	0.0 r	0.0 r	0.0 r
Malawi	676	....	....	....	....	....	....	0.0	0.0 r	0.0 r	0.0 r	0.0 r	0.0 r
Mauritius	684	39.6 e	17.1 e	3.9 e	....	....	....	3.5	....	3.5 r	3.1 r	3.0 r	2.0 r
Mozambique	688	0.0 e	0.0 e	0.0 e	0.0 e	0.0 e	0.0 e	....	....	....	....	....	....

# Bermuda (319)

In Millions of U.S. Dollars

		Exports (FOB)						Imports (FOB)					
		2015	2015Q3	2015Q4	2016Q1	2016Q2	2016Q3	2015	2015Q3	2015Q4	2016Q1	2016Q2	2016Q3
Namibia	728	....	....	....	....	....	....	0.0	0.0 r	0.0 r	0.0 r	0.0 r	0.0 r
Niger	692	0.0 e	0.0 e	0.0 e	0.0 e	0.0 e	0.0 e	0.0	0.0 r	0.0 r	0.0 r	0.0 r	0.0 r
Nigeria	694	6.5 e	1.6 e	1.5 e	0.9 e	1.2 e	1.0 e	0.0	0.0 r	0.0 r	0.0 r	0.0 r	0.0 r
Rwanda	714	....	....	....	....	....	....	0.0	0.0 r	0.0 r	0.0 r	0.0 r	0.0 r
Seychelles	718	0.0 e	0.0 e	0.0 e	0.0 e	0.0 e	0.0 e	....	....	....	....	....	....
Sierra Leone	724	....	....	....	....	....	....	0.0	0.0 r	0.0 r	0.0 r	0.0 r	0.0 r
South Africa	199	1.0 e	0.1 e	0.5 e	0.1 e	0.1 e	0.1 e	0.0	0.0 r	0.0 r	0.5 r	0.0 r	0.0 r
Swaziland	734	....	....	....	....	....	....	0.0	0.0 r	0.0 r	0.0 r	0.0 r	0.0 r
Tanzania	738	....	....	....	....	....	....	0.0	0.0 r	0.0 r	0.0 r	0.0 r	0.0 r
Togo	742	....	....	....	....	....	....	0.0	0.0 r	0.0 r	0.0 r	0.0 r	0.0 r
Uganda	746	....	....	....	....	....	....	0.0	0.0 r	0.0 r	0.0 r	0.0 r	0.0 r
Zambia	754	0.5 e	0.1 e	0.0 e	....	....	0.0 e	0.0	0.0 r	0.0 r	0.0 r	0.0 r	0.0 r
Zimbabwe	698	2.4 e	0.6 e	0.6 e	0.5 e	0.5 e	0.6 e	....	....	....	....	....	....
Africa n.s.	799	....	....	....	....	....	....	0.0	0.0 r	0.0 r	0.0 r	0.0 r	0.0 r
<b>Western Hemisphere</b>	205	<b>0.9</b>	<b>0.2</b>	<b>0.2</b>	<b>0.2</b>	<b>0.2</b>	<b>0.2</b>	<b>60.5</b>	<b>9.3</b>	<b>25.7</b>	<b>15.7</b>	<b>15.7</b>	<b>10.7</b>
Anguilla	312	0.0 e	0.0 e	0.0 e	0.0 e	0.0 e	0.0 e	....	....	....	....	....	....
Antigua and Barbuda	311	0.0 e	0.0 e	0.0 e	0.0 e	0.0 e	0.0 e	0.0	0.0 r	0.0 r	0.0 r	0.0 r	0.0 r
Argentina	213	....	....	....	....	....	....	0.3	0.1 r	0.1 r	0.1 r	0.1 r	0.1 r
Aruba	314	0.2 e	0.0 e	0.1 e	0.1 e	0.0 e	0.1 e	....	....	....	....	....	....
Bahamas, The	313	0.0 e	0.0 e	0.0 e	0.0 e	0.0 e	0.0 e	0.1	0.0 r	0.0 r	0.0 r	0.0 r	0.0 r
Barbados	316	0.0	0.0 r	0.0 r	0.0 r	0.0 r	0.0 r	0.2	0.0 r	0.1 r	0.0 r	0.0 r	0.0 r
Belize	339	....	....	....	....	....	....	0.0	0.0 r	0.0 r	0.0 r	0.0 r	0.0 r
Bolivia	218	0.0 e	0.0 e	....	....	....	....	....	....	....	....	....	....
Brazil	223	0.1 e	0.0 e	0.0 e	....	0.0 e	....	0.8	0.2 r	0.2 r	0.2 r	0.2 r	0.1 r
Chile	228	....	....	....	....	....	....	0.7	0.2 r	0.2 r	0.2 r	0.2 r	0.2 r
Colombia	233	0.0 e	....	....	....	....	....	0.4	0.1 r	0.1 r	0.1 r	0.1 r	0.1 r
Costa Rica	238	0.0 e	0.0 e	0.0 e	0.0 e	0.0 e	0.0 e	0.6	0.1 r	0.3 r	0.2 r	0.1 r	0.1 r
Dominica	321	0.0 e	0.0 e	0.0 e	0.0 e	0.0 e	0.0 e	0.0	0.0 r	0.0 r	0.0 r	0.0 r	0.0 r
Dominican Republic	243	0.0 e	0.0 e	0.0 e	0.0 e	0.0 e	0.0 e	2.5	0.4 r	1.1 r	0.7 r	0.7 r	0.4 r
Ecuador	248	....	....	....	....	....	....	0.0	0.0 r	0.0 r	0.0 r	0.0 r	0.0 r
El Salvador	253	....	....	....	....	....	....	0.0	0.0 r	0.0 r	0.0 r	0.0 r	0.0 r
Grenada	328	....	....	....	....	....	....	0.0	0.0 r	0.0 r	0.0 r	0.0 r	0.0 r
Guatemala	258	....	....	....	....	....	....	0.0	0.0 r	0.0 r	0.0 r	0.0 r	0.0 r
Guyana	336	....	....	....	....	....	....	0.0	0.0 r	0.0 r	0.0 r	0.0 r	0.0 r
Haiti	263	....	....	....	....	....	....	0.0	0.0 r	0.0 r	0.0 r	0.0 r	0.0 r
Honduras	268	....	....	....	....	....	....	0.0	0.0 r	0.0 r	0.0 r	0.0 r	0.0 r
Jamaica	343	0.1 e	0.0 e	0.0 e	0.0 e	0.0 e	0.0 e	0.7	0.1 r	0.3 r	0.2 r	0.2 r	0.1 r
Mexico	273	0.0	0.0 r	0.0 r	0.0 r	0.0 r	0.0 r	2.3	0.3 r	0.9 r	0.2 r	0.8 r	0.2 r
Netherlands Antilles	353	0.3 e	0.0 e	0.1 e	0.1 e	0.1 e	0.1 e	0.2	0.0 r	0.1 r	0.0 r	0.0 r	0.0 r
Nicaragua	278	....	....	....	....	....	....	0.0	0.0 r	0.0 r	0.0 r	0.0 r	0.0 r
Panama	283	....	....	....	....	....	....	4.8	1.2 r	1.2 r	1.2 r	1.2 r	1.2 r
Peru	293	0.0 e	0.0 e	0.0 e	0.0 e	0.0 e	0.0 e	0.1	0.0 r	0.0 r	0.0 r	0.0 r	0.0 r
St. Kitts and Nevis	361	0.0 e	0.0 e	0.0 e	0.0 e	0.0 e	0.0 e	....	....	....	....	....	....
St. Lucia	362	....	....	....	....	....	....	0.0	0.0 r	0.0 r	0.0 r	0.0 r	0.0 r
St. Vincent & Grens.	364	....	....	....	....	....	....	0.0	0.0 r	0.0 r	0.0 r	0.0 r	0.0 r
Suriname	366	....	....	....	....	....	....	0.0	0.0 r	0.0 r	0.0 r	0.0 r	0.0 r
Trinidad and Tobago	369	0.0 e	0.0 e	0.0 e	0.0 e	0.0 e	0.0 e	1.7	0.2 r	0.8 r	0.5 r	0.4 r	0.3 r
Uruguay	298	0.0 e	....	....	....	....	....	....	....	....	....	....	....
Venezuela, Rep. Bol.	299	....	....	....	....	....	....	44.1	6.3 r	19.9 r	11.8 r	11.3 r	7.5 r
Western Hem. n.s.	399	....	....	....	....	....	....	0.9	0.1 r	0.4 r	0.2 r	0.2 r	0.1 r
<b>Other Countries n.i.e</b>	910	<b>0.3</b>	<b>0.1</b>	<b>0.1</b>	<b>0.1</b>	<b>0.1</b>	<b>0.1</b>	<b>0.3</b>	<b>0.0</b>	<b>0.1</b>	<b>0.1</b>	<b>0.1</b>	<b>0.0</b>
Cuba	928	0.3 e	0.1 e	0.1 e	0.1 e	0.1 e	0.1 e	0.3	0.0 r	0.1 r	0.1 r	0.1 r	0.0 r
Korea, Dem. People's Rep.	954	....	....	....	....	....	....	0.0	0.0 r	0.0 r	0.0 r	0.0 r	0.0 r
<b>Countries &amp; Areas n.s.</b>	898	<b>....</b>	<b>....</b>	<b>....</b>	<b>....</b>	<b>....</b>	<b>....</b>	<b>4.8</b>	<b>0.7 r</b>	<b>2.2 r</b>	<b>1.3 r</b>	<b>1.2 r</b>	<b>0.8 r</b>
<b>Memorandum Items</b>													
Africa	605	50.1	19.5	6.5	1.5	1.8	1.7	3.9	0.1	3.7	3.8	3.1	2.1
Middle East	405	2.0	0.5	0.5	0.4	0.4	0.3	1.1	0.9	0.1	0.0	0.0	0.0
European Union	998	19.4	4.2	12.9	0.1	29.8	44.8	387.9	4.3	372.1	5.0	6.5	6.6
Export earnings: fuel	080	8.7	2.1	2.0	1.4	1.6	1.4	46.3	6.6	20.8	12.4	11.9	7.9
Export earnings: nonfuel	092	84.1	24.1	24.0	2.6	32.7	47.2	1,469.8	176.7	620.7	374.7	486.9	217.2

# Bhutan (514)

In Millions of U.S. Dollars

		Exports (FOB)						Imports (CIF)					
		2015	2015Q3	2015Q4	2016Q1	2016Q2	2016Q3	2015	2015Q3	2015Q4	2016Q1	2016Q2	2016Q3
IFS World		585.0	....	....	....	....	....	1,170.0	....	....	....	....	....
World	001	606.8	282.9	108.2	101.7	134.2	157.9	1,733.8	418.0	516.8	367.6	555.0	395.4
Advanced Economies	110	31.3	20.5	3.5	2.2	2.0	1.2	179.2	28.6	36.5	29.6	31.1	22.7
Euro Area	163	29.7	20.2	2.4	1.2	0.7	0.9	84.7	4.7	11.4	5.3	6.5	6.4
Austria	122	....	....	....	....	....	....	6.5	1.6 r	1.8 r	1.6 r	1.6 r	1.6 r
Belgium	124	....	....	....	....	....	....	1.6	0.1 r	0.0 r	0.1 r	1.6 r	0.1 r
Estonia	939	....	....	....	0.0 e	....	....	....	....	....	....	....	0.0 e
Finland	172	....	....	....	....	....	....	0.2	0.2 r	....	0.0 r	0.0 r	0.5 r
France	132	0.0	0.0 r	0.0 r	0.0 r	0.0 r	0.0 r	0.1	0.0 r	0.0 r	0.0 r	0.1 r	0.0 r
Germany	134	20.1	16.6 r	1.3 r	0.0 r	0.5 r	0.1 r	65.1	2.1 r	0.8 r	1.1 r	1.8 r	2.0 r
Ireland	178	....	....	....	....	....	....	0.0	0.0 r	0.0 r	0.0 r	0.0 r	0.0 r
Italy	136	2.7	0.9 r	0.0 r	....	....	0.1 r	7.7	0.5 r	6.4 r	2.2 r	1.0 r	1.3 r
Latvia	941	....	....	....	....	....	....	....	....	....	....	0.0 e	....
Lithuania	946	....	....	....	....	....	....	0.0	....	....	....	....	....
Luxembourg	137	0.3	0.1 r	0.1 r	0.1 r	0.1 r	0.1 r	....	....	....	0.0 r	....	....
Netherlands	138	6.3	2.4 r	1.0 r	1.1 r	0.2 r	0.6 r	3.0	0.1 r	2.2 r	0.2 r	0.4 r	0.2 r
Portugal	182	0.3	0.3 r	....	0.0 r	0.0 r	....	0.0	....	0.0 r	....	....	....
Slovak Republic	936	0.0 e	....	....	....	....	....	0.1 e	....	....	0.1 e	....	0.6 e
Slovenia	961	....	....	....	....	....	....	0.0	0.0 r	0.0 r	0.0 r	0.0 r	0.0 r
Spain	184	0.0	0.0 r	....	....	....	....	0.4	0.0 r	0.1 r	0.1 r	0.1 r	0.1 r
Australia	193	0.0	0.0 r	0.0 r	0.0 r	0.0 r	0.0 r	0.1	0.0 r	0.0 r	0.0 r	0.1 r	0.3 r
Canada	156	....	....	....	....	....	....	0.2	0.0 r	0.1 r	0.0 r	0.0 r	0.0 r
China,P.R.: Hong Kong	532	0.0	0.0 r	0.0 r	0.0 r	0.0 r	0.0 r	2.4	0.6 r	0.6 r	0.7 r	0.6 r	0.6 r
China,P.R.: Macao	546	0.0 e	0.0 e	....	0.0 e	0.0 e	....	....	....	....	....	....	....
Czech Republic	935	....	....	....	0.0 e	....	....	....	....	....	....	....	....
Denmark	128	....	....	....	....	....	....	1.5	0.8 r	0.5 r	0.2 r	1.0 r	0.2 r
Israel	436	....	....	....	....	....	....	0.3	0.1 r	0.1 r	0.1 r	0.1 r	0.1 r
Japan	158	0.1	0.1 r	0.0 r	0.0 r	0.7 r	0.2 r	28.9	7.2 r	6.0 r	11.3 r	3.4 r	1.8 r
Korea, Republic of	542	0.0	0.0 r	0.0 r	0.0 r	0.0 r	0.0 r	18.7	6.4 r	3.3 r	2.9 r	3.5 r	4.4 r
New Zealand	196	....	....	....	....	....	....	0.2	0.0 r	0.0 r	0.1 r	0.1 r	0.1 r
Norway	142	....	....	....	....	....	....	0.3	0.0 r	....	....	0.1 r	....
Singapore	576	0.1	0.0 r	0.0 r	0.0 r	0.0 r	0.0 r	29.7	6.7 r	10.6 r	7.0 r	11.1 r	7.3 r
Sweden	144	0.0 e	....	0.0 e	0.0 e	....	....	4.3	0.6 r	0.5 r	0.8 r	3.0 r	0.1 r
Switzerland	146	0.0	0.0 r	0.0 r	....	0.0 r	0.0 r	2.9	0.8 r	1.3 r	0.1 r	0.1 r	0.4 r
Taiwan Prov. of China	528	0.0 e	0.0 e	0.0 e	....	0.0 e	0.0 e	0.2 e	0.1 e	0.1 e	0.1 e	0.0 e	0.1 e
United Kingdom	112	0.0	0.0 r	0.0 r	0.0 r	0.0 r	0.0 r	2.0	0.1 r	0.7 r	0.8 r	0.9 r	0.6 r
United States	111	1.2	0.1 r	1.0 r	0.8 r	0.5 r	0.0 r	2.8	0.4 r	1.1 r	0.4 r	0.6 r	0.3 r
Emerg. & Dev. Economies	200	575.5	262.3	104.7	99.5	132.2	156.8	1,547.0	388.7	479.2	337.1	523.1	372.1
Emerg. & Dev. Asia	505	574.9	262.1	104.5	99.4	132.1	156.7	1,537.3	387.3	477.6	335.4	521.5	370.9
Bangladesh	513	65.9	44.6 r	7.7 r	4.0 r	5.3 r	2.0 r	3.3	0.6 r	0.7 r	0.3 r	0.3 r	0.2 r
China,P.R.: Mainland	924	0.5	0.1 r	0.0 r	0.0 r	0.0 r	0.1 r	17.0	1.6 r	5.3 r	1.6 r	3.1 r	1.8 r
Fiji	819	0.0 e	0.0 e	0.0 e	0.0 e	0.0 e	0.0 e	....	....	....	....	....	....
F.T. New Caledonia	839	0.0 e	0.0 e	0.0 e	0.0 e	0.0 e	0.0 e	....	....	....	....	....	....
India	534	494.4	207.7 r	95.2 r	94.6 r	125.7 r	154.2 r	1,484.6	379.0 r	464.7 r	326.3 r	511.7 r	362.9 r
Indonesia	536	0.0	0.0 r	0.0 r	....	....	....	0.6	0.1 r	0.1 r	0.0 r	0.0 r	0.0 r
Malaysia	548	0.3	0.1 r	0.1 r	0.1 r	0.1 r	0.1 r	0.8	0.1 r	0.2 r	0.8 r	0.2 r	0.2 r
Maldives	556	....	....	....	....	....	....	0.0	0.0 r	0.0 r	0.0 r	0.0 r	0.0 r
Myanmar	518	....	....	....	....	....	....	0.0	....	....	....	....	....
Nepal	558	13.2	9.3 r	1.4 r	0.7 r	0.9 r	0.3 r	10.6	1.0 r	1.5 r	1.2 r	1.2 r	0.8 r
Philippines	566	0.0	0.0 r	....	....	....	....	0.0	0.0 r	0.0 r	0.0 r	0.0 r	0.0 r
Thailand	578	0.1	0.0 r	0.0 r	0.0 r	0.0 r	0.0 r	19.3	4.9 r	4.9 r	5.0 r	5.0 r	5.0 r
Vietnam	582	0.5	0.3 r	0.1 r	0.0 r	0.0 r	0.0 r	1.0	0.1 r	0.1 r	0.1 r	0.1 r	0.1 r
Asia n.s.	598	....	....	....	....	....	....	0.3	0.0 r	0.0 r	0.0 r	0.0 r	0.0 r
Europe	170	0.3	0.1	0.1	0.0	0.0	0.0	2.7	0.8	0.6	0.7	0.7	0.7
Emerg. & Dev. Europe	903	0.2	0.1	0.1	0.0	0.0	0.0	0.1	0.1	0.0	0.1	0.1	0.0
Bosnia and Herzegovina	963	0.0 e	0.0 e	0.0 e	0.0 e	0.0 e	0.0 e	....	....	....	....	....	....
Hungary	944	0.0	0.0 r	0.0 r	....	0.0 r	....	....	....	....	....	....	0.0 r
Montenegro	943	0.0 e	....	....	....	....	....	....	....	....	....	....	....
Poland	964	0.1	0.1 r	....	0.0 r	....	....	0.0	0.0 r	0.0 r	0.0 r	0.0 r	0.0 r
Romania	968	0.1	....	0.1 r	....	....	....	0.0	0.0 r	0.0 r	0.0 r	0.0 r	0.0 r

# Bhutan (514)

In Millions of U.S. Dollars

		Exports (FOB)						Imports (CIF)					
		2015	2015Q3	2015Q4	2016Q1	2016Q2	2016Q3	2015	2015Q3	2015Q4	2016Q1	2016Q2	2016Q3
Turkey	186	0.0	0.0 r	....	....	0.0 r	....	0.1	0.0 r	0.0 r	0.0 r	0.1 r	0.0 r
<b>CIS</b>	901	<b>0.1</b>	<b>0.0</b>	<b>0.0</b>	<b>0.0</b>	<b>0.0</b>	<b>0.0</b>	<b>2.6</b>	<b>0.7</b>	<b>0.6</b>	<b>0.6</b>	<b>0.6</b>	<b>0.6</b>
Belarus	913	0.0 e	....	0.0 e	....	....	....	....	....	....	....	....	....
Kazakhstan	916	0.0 e	0.0 e	0.0 e	0.0 e	0.0 e	0.0 e	....	....	....	....	....	....
Moldova	921	0.0 e	0.0 e	0.0 e	0.0 e	0.0 e	0.0 e	....	....	....	....	....	....
Russian Federation	922	0.1	....	....	....	....	....	2.3	0.7 r	0.6 r	0.6 r	0.6 r	0.6 r
Ukraine	926	....	....	....	....	....	....	0.3	0.1 r	0.1 r	0.1 r	0.1 r	0.1 r
<b>Mid East, N Africa, Pak</b>	440	<b>0.1</b>	<b>0.0</b>	<b>0.0</b>	<b>0.0</b>	<b>0.0</b>	<b>0.0</b>	<b>6.9</b>	<b>0.6</b>	<b>1.0</b>	<b>0.8</b>	<b>0.8</b>	<b>0.5</b>
Egypt	469	0.0 e	....	....	....	....	....	0.0	0.0 r	0.0 r	0.0 r	0.0 r	0.0 r
Kuwait	443	0.0	0.0 r	0.0 r	0.0 r	0.0 r	0.0 r	0.0	0.0 r	0.0 r	0.0 r	0.0 r	0.0 r
Lebanon	446	....	....	....	....	....	....	0.1	....	0.0 r	....	....	....
Mauritania	682	0.0 e	0.0 e	0.0 e	0.0 e	0.0 e	0.0 e	....	....	....	....	....	....
Pakistan	564	....	....	....	....	....	....	0.0	0.0 r	0.0 r	0.0 r	0.0 r	0.0 r
Qatar	453	....	....	....	....	....	....	2.6	0.2 r	0.4 r	0.3 r	0.3 r	0.2 r
Saudi Arabia	456	....	....	....	....	....	....	2.5	0.2 r	0.4 r	0.3 r	0.3 r	0.2 r
Syrian Arab Republic	463	....	....	....	....	....	....	0.0 e	0.0 e	0.0 e	0.0 e	0.0 e	0.0 e
United Arab Emirates	466	....	....	....	....	....	....	1.7	0.2 r	0.2 r	0.2 r	0.2 r	0.1 r
<b>Sub-Saharan Africa</b>	603	<b>0.2</b>	<b>0.1</b>	<b>0.1</b>	<b>0.1</b>	<b>0.0</b>	<b>0.1</b>	<b>0.0</b>	<b>0.0</b>	<b>0.0</b>	<b>0.0</b>	<b>0.0</b>	<b>0.0</b>
Cabo Verde	624	0.0 e	0.0 e	0.0 e	0.0 e	0.0 e	0.0 e	....	....	....	....	....	....
Kenya	664	0.0 e	0.0 e	0.0 e	0.0 e	0.0 e	0.0 e	0.0	0.0 r	0.0 r	0.0 r	0.0 r	0.0 r
Mali	678	0.0 e	0.0 e	0.0 e	0.0 e	0.0 e	0.0 e	....	....	....	....	....	....
Mauritius	684	0.0 e	0.0 e	....	....	....	....	0.0	0.0 r	0.0 r	0.0 r	0.0 r	0.0 r
Namibia	728	....	....	....	....	....	....	0.0 e	0.0 e	0.0 e	0.0 e	0.0 e	0.0 e
Nigeria	694	0.1 e	0.0 e	0.0 e	0.0 e	0.0 e	0.0 e	....	....	....	....	....	....
South Africa	199	....	....	....	....	....	....	0.0	....	....	....	0.0 r	....
Tanzania	738	0.0 e	0.0 e	0.0 e	0.0 e	0.0 e	0.0 e	....	....	....	....	....	....
Zambia	754	0.0 e	....	0.0 e	0.0 e	0.0 e	0.0 e	....	....	....	....	....	....
<b>Western Hemisphere</b>	205	<b>0.0</b>	<b>0.0</b>	<b>0.0</b>	<b>0.0</b>	<b>0.0</b>	<b>0.0</b>	<b>0.1</b>	<b>0.0</b>	<b>0.0</b>	<b>0.1</b>	<b>0.0</b>	<b>0.0</b>
Bolivia	218	0.0 e	0.0 e	0.0 e	0.0 e	0.0 e	0.0 e	....	....	....	....	....	....
Brazil	223	0.0	0.0 r	0.0 r	0.0 r	0.0 r	....	0.1	0.0 r	0.0 r	0.1 r	0.0 r	0.0 r
Colombia	233	0.0 e	0.0 e	....	....	....	....	....	....	....	....	....	....
Curacao	354	....	....	....	....	....	....	0.0	....	0.0 r	....	....	....
Dominican Republic	243	....	....	....	....	....	....	0.0	0.0 r	0.0 r	0.0 r	0.0 r	0.0 r
Mexico	273	....	....	....	....	....	....	0.0	0.0 r	0.0 r	0.0 r	0.0 r	0.0 r
Netherlands Antilles	353	0.0 e	0.0 e	0.0 e	0.0 e	0.0 e	0.0 e	....	....	....	....	....	....
<b>Other Countries n.i.e</b>	910	<b>....</b>	<b>....</b>	<b>....</b>	<b>....</b>	<b>....</b>	<b>....</b>	<b>0.0</b>	<b>0.0</b>	<b>0.0</b>	<b>0.0</b>	<b>0.0</b>	<b>0.0</b>
Cuba	928	....	....	....	....	....	....	0.0	0.0 r	0.0 r	0.0 r	0.0 r	0.0 r
<b>Countries &amp; Areas n.s.</b>	898	<b>....</b>	<b>....</b>	<b>....</b>	<b>....</b>	<b>....</b>	<b>....</b>	<b>7.6</b>	<b>0.7 r</b>	<b>1.1 r</b>	<b>0.9 r</b>	<b>0.8 r</b>	<b>0.6 r</b>
<b>Memorandum Items</b>													
Africa	605	0.2	0.1	0.1	0.1	0.0	0.1	0.0	0.0	0.0	0.0	0.0	0.0
Middle East	405	0.0	0.0	0.0	0.0	0.0	0.0	6.9	0.6	1.0	0.8	0.8	0.5
European Union	998	29.9	20.3	2.5	1.2	0.7	0.9	92.5	6.3	13.1	7.2	11.4	7.3
Export earnings: fuel	080	0.3	0.0	0.0	0.0	0.0	0.0	9.1	1.3	1.5	1.4	1.3	1.1
Export earnings: nonfuel	092	606.5	282.8	108.2	101.7	134.1	157.9	1,724.7	416.7	515.3	366.2	553.7	394.3

# Bolivia (218)

In Millions of U.S. Dollars

		Exports (FOB)						Imports (CIF)					
		2015	2015Q3	2015Q4	2016Q1	2016Q2	2016Q3	2015	2015Q3	2015Q4	2016Q1	2016Q2	2016Q3
IFS World		8,260.7	2,090.0	1,830.2	1,503.3	1,589.2	1,782.1	9,479.9	2,389.7	2,591.9	1,974.4	2,005.6	684.2
World	001	8,725.9	2,170.9	1,941.6	1,589.8	1,693.7	1,883.2	9,766.4	2,412.4	2,669.1	1,965.4	1,947.1	2,032.1
Advanced Economies	110	2,824.8	641.8	641.9	601.5	702.4	781.0	3,085.2	746.1	798.2	618.5	513.1	535.5
Euro Area	163	640.0	154.3	158.7	144.9	177.4	197.3	943.9	197.5	272.6	184.7	150.8	157.4
Austria	122	7.4	1.7	1.2	0.7	0.5 r	0.5 r	37.4	3.1	24.1	13.4	32.8 r	34.2 r
Belgium	124	282.6	59.6	69.3	87.4	121.3 r	134.8 r	38.8	7.5	9.0	5.1	5.8 r	6.1 r
Cyprus	423	....	....	....	....	....	....	0.1	0.0	0.0	0.0	....	....
Estonia	939	....	....	....	....	....	....	2.3	0.2	0.1	0.3	0.0 r	0.0 r
Finland	172	0.1	0.0	0.0	0.0	....	....	35.3	8.2	4.3	1.2	1.5 r	1.6 r
France	132	23.4	4.9	7.4	4.4	1.9 r	2.1 r	139.9	21.2	51.6	45.2	17.9 r	18.7 r
Germany	134	58.6	18.0	18.1	11.3	13.5 r	15.1 r	231.6	53.3	75.5	41.7	37.4 r	39.0 r
Greece	174	0.5	0.2	0.1	....	....	....	2.1	0.1	0.4	0.7	0.3 r	0.3 r
Ireland	178	2.7	0.6	0.7	....	....	....	17.5	1.1	13.4	1.0	1.1 r	1.2 r
Italy	136	66.8	10.5	10.0	7.6	11.5 r	12.8 r	174.7	39.6	36.1	27.7	19.2 r	20.0 r
Latvia	941	....	....	....	....	....	....	0.9	0.1	0.4	0.1	0.1 r	0.1 r
Lithuania	946	0.7	0.3	0.0	0.0	0.0 r	0.0 r	0.5	0.0	0.2	0.0	0.1 r	0.1 r
Luxembourg	137	....	....	....	....	....	....	0.2	0.1	0.0	0.0	0.0 r	0.0 r
Malta	181	....	....	....	....	....	....	0.1	0.0	0.0	0.0	0.0 r	0.0 r
Netherlands	138	107.9	35.9	28.2	15.8	22.0 r	24.5 r	69.9	14.8	6.2	5.8	8.2 r	8.6 r
Portugal	182	1.2	0.3	0.1	0.3	0.2 r	0.2 r	11.1	0.9	7.1	0.8	0.7 r	0.7 r
Slovak Republic	936	....	....	....	....	....	....	3.3	1.0	0.8	0.5	0.8 r	0.9 r
Slovenia	961	0.0	....	0.0	....	....	....	0.7	0.2	0.3	0.3	0.2 r	0.2 r
Spain	184	88.1	22.4	23.3	17.3	6.5 r	7.2 r	177.5	45.8	43.2	40.8	24.5 r	25.6 r
Australia	193	88.5	4.0	23.8	32.7	39.0 r	43.4 r	4.2	1.5	1.4	1.2	0.8 r	0.8 r
Canada	156	100.9	22.0	23.7	24.9	30.6 r	34.0 r	58.0	12.1	16.9	19.4	6.4 r	6.7 r
China,P.R.: Hong Kong	532	2.2	0.4	0.3	0.4	0.1 r	0.1 r	7.2	1.9	2.1	1.5	2.3 r	2.4 r
China,P.R.: Macao	546	0.0	....	....	....	....	....	0.0	0.0	0.0	0.0	0.0 r	0.0 r
Czech Republic	935	1.0	0.2	0.0	....	....	....	14.5	3.4	3.8	3.5	2.1 r	2.2 r
Denmark	128	4.3	1.0	0.9	0.9	1.0 r	1.1 r	9.9	2.7	2.1	2.4	3.7 r	3.8 r
Iceland	176	0.0	0.0	....	....	....	....	0.1	0.0	0.0	0.0	0.1 r	0.1 r
Israel	436	3.3	0.6	1.3	0.8	0.9 r	0.9 r	11.6	2.2	4.5	2.1	1.1 r	1.2 r
Japan	158	407.2	108.0	63.2	80.5	107.4 r	119.4 r	506.7	116.4	150.8	100.7	86.5 r	90.3 r
Korea, Republic of	542	375.1	102.6	112.2	65.7	43.5 r	48.4 r	186.8	38.7	32.4	24.9	23.4 r	24.5 r
New Zealand	196	3.9	0.9	1.6	0.6	0.5 r	0.5 r	1.2	0.5	0.3	0.3	0.4 r	0.4 r
Norway	142	0.7	0.3	0.0	0.1	....	....	3.1	0.6	0.8	0.7	1.1 r	1.2 r
Singapore	576	23.2	0.1	10.0	14.1	19.7 r	21.9 r	30.0	14.5	1.6	2.5	1.2 r	1.3 r
Sweden	144	1.0	0.3	0.2	0.1	0.3 r	0.4 r	122.0	36.1	28.4	24.1	17.2 r	17.9 r
Switzerland	146	38.6	6.7	7.4	1.5	0.8 r	0.9 r	42.0	3.9	5.8	5.0	8.9 r	9.3 r
Taiwan Prov.of China	528	0.7	0.2	0.2	0.1	0.1 r	0.1 r	41.7	9.4	10.7	10.0	10.4 r	10.9 r
United Kingdom	112	79.8	21.5	21.3	12.4	20.1 r	22.4 r	67.0	18.3	14.6	12.4	13.6 r	14.2 r
United States	111	1,054.3	218.6	217.2	221.9	261.0 r	290.2 r	1,035.2	286.4	249.5	222.9	183.0 r	191.0 r
Emerg. & Dev. Economies	200	5,898.5	1,528.4	1,299.2	987.7	991.0	1,101.9	6,674.5	1,665.1	1,868.2	1,345.3	1,432.6	1,495.1
Emerg. & Dev. Asia	505	713.9	236.0	199.2	127.5	89.8	99.8	2,100.9	508.5	580.4	444.5	470.3	490.8
American Samoa	859	....	....	....	....	....	....	0.0	....	....	....	....	....
Bangladesh	513	0.2	0.1	....	....	....	....	1.8	0.9	0.4	0.7	1.4 r	1.4 r
Bhutan	514	....	....	....	....	....	....	0.0	0.0	0.0	0.0	0.0 r	0.0 r
Brunei Darussalam	516	....	....	....	....	....	....	0.0	0.0	0.0	0.0	....	....
Cambodia	522	....	....	....	....	....	....	1.3	0.4	0.4	0.5	1.0 r	1.0 r
China,P.R.: Mainland	924	465.6	131.1	108.5	81.8	86.7 r	96.4 r	1,747.4	428.2	483.1	366.9	390.2 r	407.2 r
Fiji	819	....	....	....	....	....	....	0.0	....	0.0	....	....	....
F.T. French Polynesia	887	....	....	....	....	....	....	0.0	....	....	....	....	....
F.T. New Caledonia	839	0.1	0.0	....	0.0	....	....	0.0	0.0	0.0	0.0	....	....
Guam	829	....	....	....	....	....	....	0.0	0.0	....	....	....	....
India	534	196.4	92.6	85.3	41.8	0.3 r	0.3 r	127.0	30.5	32.1	28.8	29.3 r	30.6 r
Indonesia	536	0.0	....	....	....	....	....	39.2	9.0	10.6	10.2	11.0 r	11.4 r
Kiribati	826	....	....	....	....	....	....	0.0	0.0	0.0	0.0	0.0 r	0.0 r
Lao People's Dem.Rep	544	....	....	....	....	....	....	0.0	0.0	0.0	0.0	0.0 r	0.0 r
Malaysia	548	39.2	3.4	4.6	3.7	2.5 r	2.8 r	18.2	4.7	5.3	4.6	4.6 r	4.8 r
Maldives	556	....	....	....	....	....	....	0.0	....	0.0	....	....	....
Mongolia	948	....	....	....	....	....	....	0.0	....	....	....	....	....



# Bolivia (218)

In Millions of U.S. Dollars

		Exports (FOB)						Imports (CIF)					
		2015	2015Q3	2015Q4	2016Q1	2016Q2	2016Q3	2015	2015Q3	2015Q4	2016Q1	2016Q2	2016Q3
Myanmar	518	....	....	....	....	....	....	0.1	0.0	0.0	0.0	0.1 r	0.1 r
Nauru	836	....	....	....	....	....	....	0.0	0.0	0.0	....	....	....
Nepal	558	....	....	....	....	....	....	0.0	0.0	0.0	....	....	....
Papua New Guinea	853	....	....	....	....	....	....	0.0	....	....	....	....	....
Philippines	566	0.0	0.0	....	....	....	....	3.9	1.0	1.4	1.4	0.7 r	0.7 r
Sri Lanka	524	0.2	0.0	0.1	0.1	0.3 r	0.3 r	1.7	0.3	0.7	0.6	0.4 r	0.4 r
Thailand	578	1.6	0.4	0.6	0.1	....	....	130.6	25.0	36.8	22.1	24.0 r	25.0 r
Vanuatu	846	....	....	....	....	....	....	0.0	....	....	....	....	....
Vietnam	582	10.7	8.3	0.2	0.0	0.0 r	0.0 r	29.6	8.5	9.5	8.8	7.8 r	8.1 r
Asia n.s.	598	....	....	....	....	....	....	0.0	0.0	0.0	0.0	....	....
<b>Europe</b>	170	<b>12.1</b>	<b>3.7</b>	<b>4.0</b>	<b>1.3</b>	<b>0.8</b>	<b>0.9</b>	<b>68.9</b>	<b>16.4</b>	<b>18.7</b>	<b>22.5</b>	<b>20.7</b>	<b>21.6</b>
<b>Emerg. &amp; Dev. Europe</b>	903	<b>7.9</b>	<b>2.4</b>	<b>3.2</b>	<b>0.5</b>	<b>0.8</b>	<b>0.9</b>	<b>51.3</b>	<b>9.4</b>	<b>14.4</b>	<b>18.3</b>	<b>17.0</b>	<b>17.7</b>
Albania	914	....	....	....	....	....	....	0.1	0.0	0.0	0.0	0.1 r	0.1 r
Bosnia and Herzegovina	963	1.5	0.5	0.4	0.2	0.4 r	0.5 r	0.1	0.0	0.0	0.0	0.0 r	0.0 r
Bulgaria	918	0.5	0.2	0.0	....	....	....	2.0	0.5	0.1	0.2	0.0 r	0.0 r
Croatia	960	1.7	0.8	0.2	0.1	0.1 r	0.1 r	0.1	0.0	0.0	0.0	0.1 r	0.1 r
Hungary	944	0.0	0.0	0.0	....	....	....	9.9	1.2	4.8	9.2	8.9 r	9.3 r
Macedonia, FYR	962	....	....	....	....	....	....	0.0	0.0	....	0.0	0.0 r	0.0 r
Montenegro	943	....	....	....	....	....	....	0.0	....	0.0	0.0	0.0 r	0.0 r
Poland	964	3.5	0.7	2.5	0.1	0.1 r	0.1 r	9.9	1.9	3.4	3.0	2.8 r	2.9 r
Romania	968	0.3	0.2	....	....	....	....	4.6	0.5	0.4	0.5	0.5 r	0.6 r
Serbia, Republic of	942	0.1	....	....	....	....	....	0.4	0.1	0.2	0.0	0.0 r	0.0 r
Turkey	186	0.3	0.0	0.1	0.1	0.2 r	0.2 r	24.3	5.2	5.4	5.3	4.5 r	4.7 r
<b>CIS</b>	901	<b>4.2</b>	<b>1.3</b>	<b>0.7</b>	<b>0.9</b>	....	....	<b>17.6</b>	<b>6.9</b>	<b>4.3</b>	<b>4.2</b>	<b>3.7</b>	<b>3.9</b>
Armenia	911	....	....	....	....	....	....	0.0	0.0	0.0	0.0	....	....
Belarus	913	....	....	....	....	....	....	0.0	0.0	0.0	0.0	0.0 r	0.0 r
Georgia	915	....	....	....	....	....	....	0.0	0.0	0.0	0.0	0.0 r	0.0 r
Kazakhstan	916	....	....	....	....	....	....	0.0	....	0.0	....	....	....
Moldova	921	....	....	....	....	....	....	0.0	....	....	0.0	0.0 r	0.0 r
Russian Federation	922	3.9	1.2	0.6	0.6	....	....	16.8	6.5	4.1	4.1	3.6 r	3.7 r
Tajikistan	923	....	....	....	....	....	....	0.0	....	....	....	....	....
Ukraine	926	0.3	0.0	0.1	0.2	....	....	0.7	0.4	0.2	0.1	0.2 r	0.2 r
Uzbekistan	927	....	....	....	....	....	....	0.0	0.0	0.0	....	....	....
Europe n.s.	884	....	....	....	....	....	....	0.0	....	....	0.0	....	....
<b>Mid East, N Africa, Pak</b>	440	<b>61.6</b>	<b>24.1</b>	<b>20.9</b>	<b>21.3</b>	<b>29.4</b>	<b>32.7</b>	<b>21.7</b>	<b>1.8</b>	<b>4.2</b>	<b>7.6</b>	<b>2.7</b>	<b>2.8</b>
Afghanistan, I.R. of	512	....	....	....	....	....	....	0.0	....	0.0	0.0	0.0 r	0.0 r
Algeria	612	....	....	....	....	....	....	0.0	....	....	0.0	....	....
Bahrain, Kingdom of	419	0.2	0.1	0.1	0.0	....	....	0.0	....	0.0	0.0	....	....
Djibouti	611	....	....	....	....	....	....	0.0	0.0	0.0	0.0	....	....
Egypt	469	0.4	0.2	....	....	....	....	0.3	0.1	0.0	0.1	0.1 r	0.1 r
Iran, I.R. of	429	....	....	....	....	....	....	0.1	0.0	0.0	0.0	0.0 r	0.0 r
Iraq	433	....	....	....	....	....	....	0.0	0.0	....	....	....	....
Jordan	439	....	....	....	....	....	....	0.4	0.1	0.0	0.2	0.4 r	0.4 r
Kuwait	443	0.2	0.0	0.1	0.0	0.1 r	0.1 r	0.3	....	0.0	0.0	....	....
Lebanon	446	0.2	....	0.1	....	....	....	0.0	0.0	0.0	0.0	0.0 r	0.0 r
Libya	672	....	....	....	....	....	....	0.0	0.0	....	....	....	....
Mauritania	682	....	....	....	....	....	....	0.0	....	0.0	0.0	....	....
Morocco	686	0.4	0.1	0.1	0.1	0.1 r	0.1 r	0.4	0.2	0.1	0.1	0.1 r	0.1 r
Oman	449	0.0	0.0	....	....	....	....	0.0	....	....	....	....	....
Pakistan	564	0.2	0.0	0.1	0.0	0.1 r	0.1 r	2.5	0.4	0.6	0.4	0.9 r	0.9 r
Qatar	453	0.1	....	....	....	....	....	0.3	0.0	0.1	0.1	....	....
Saudi Arabia	456	0.0	....	0.0	0.1	....	....	0.6	0.3	0.1	0.2	0.3 r	0.4 r
Sudan	732	0.0	0.0	....	....	....	....	....	....	....	0.0	0.0 r	0.0 r
Syrian Arab Republic	463	....	....	....	....	....	....	....	....	....	0.0	0.0 r	0.0 r
Tunisia	744	....	....	....	0.1	....	....	14.0	0.2	3.0	6.3	0.6 r	0.6 r
United Arab Emirates	466	59.9	23.7	20.4	20.9	29.1 r	32.4 r	2.7	0.5	0.2	0.2	0.2 r	0.2 r
West Bank and Gaza	487	....	....	....	....	....	....	0.0	....	....	0.0	....	....
<b>Sub-Saharan Africa</b>	603	<b>2.8</b>	<b>0.6</b>	<b>0.8</b>	<b>0.2</b>	....	....	<b>26.2</b>	<b>11.2</b>	<b>8.0</b>	<b>5.3</b>	<b>3.0</b>	<b>3.1</b>
Angola	614	....	....	....	....	....	....	0.0	0.0	0.0	....	....	....
Botswana	616	....	....	....	....	....	....	0.0	....	0.0	....	....	....

# Bolivia (218)

In Millions of U.S. Dollars

		Exports (FOB)						Imports (CIF)					
		2015	2015Q3	2015Q4	2016Q1	2016Q2	2016Q3	2015	2015Q3	2015Q4	2016Q1	2016Q2	2016Q3
Burkina Faso	748	....	....	....	....	....	....	0.0	....	0.0	....	....	....
Burundi	618	....	....	....	....	....	....	0.0	....	....	....	....	....
Cabo Verde	624	....	....	....	....	....	....	0.0	0.0	0.0	0.0	....	....
Cameroon	622	....	....	....	....	....	....	0.1	0.0	0.1	0.0	0.0 r	0.0 r
Central African Rep.	626	....	....	....	....	....	....	0.0	....	0.0	0.0	0.0 r	0.0 r
Comoros	632	....	....	....	....	....	....	0.0	0.0	....	....	....	....
Congo, Dem. Rep. of	636	0.0	....	....	....	....	....	0.0	....	0.0	0.0	....	....
Congo, Republic of	634	....	....	....	....	....	....	0.0	0.0	....	0.0	....	....
Côte d'Ivoire	662	....	....	....	....	....	....	0.0	....	0.0	....	....	....
Eritrea	643	....	....	....	....	....	....	....	....	....	0.0	....	....
Ethiopia	644	....	....	....	....	....	....	0.1	0.1	0.0	0.0	0.1 r	0.1 r
Gabon	646	....	....	....	....	....	....	0.0	....	0.0	....	....	....
Gambia, The	648	....	....	....	....	....	....	0.0	....	....	0.0	....	....
Ghana	652	....	....	....	....	....	....	0.0	....	....	0.0	....	....
Kenya	664	....	....	....	....	....	....	0.0	0.0	0.0	0.0	0.0 r	0.0 r
Lesotho	666	....	....	....	....	....	....	0.0	....	0.0	0.0	....	....
Liberia	668	....	....	....	....	....	....	0.0	....	....	....	....	....
Madagascar	674	....	....	....	....	....	....	0.0	0.0	....	0.0	0.0 r	0.0 r
Malawi	676	....	....	....	....	....	....	0.0	....	....	....	....	....
Mali	678	....	....	....	....	....	....	0.0	0.0	0.0	0.0	....	....
Mauritius	684	....	....	....	....	....	....	0.0	0.0	0.0	0.0	0.0 r	0.0 r
Mozambique	688	....	....	....	....	....	....	0.0	....	0.0	0.0	....	....
Namibia	728	....	....	....	....	....	....	0.0	....	0.0	0.0	....	....
Niger	692	....	....	....	....	....	....	0.0	0.0	0.0	0.0	....	....
Nigeria	694	....	....	....	....	....	....	0.0	....	0.0	0.0	0.0 r	0.0 r
Rwanda	714	....	....	....	....	....	....	0.0	0.0	....	....	....	....
Senegal	722	....	....	....	....	....	....	0.0	0.0	0.0	0.0	0.0 r	0.0 r
Seychelles	718	....	....	....	....	....	....	0.0	....	....	....	....	....
Sierra Leone	724	....	....	....	....	....	....	0.0	0.0	0.0	0.0	0.0 r	0.0 r
South Africa	199	2.8	0.6	0.8	0.2	....	....	17.9	3.2	7.9	5.2	2.9 r	3.0 r
Swaziland	734	....	....	....	....	....	....	7.9	7.8	0.1	0.0	0.0 r	0.0 r
Tanzania	738	....	....	....	....	....	....	0.0	0.0	0.0	....	....	....
Uganda	746	....	....	....	....	....	....	0.0	0.0	0.0	0.0	....	....
Zambia	754	....	....	....	....	....	....	0.0	0.0	....	....	....	....
Zimbabwe	698	....	....	....	....	....	....	0.0	....	....	....	....	....
Africa n.s.	799	....	....	....	....	....	....	0.0	....	....	....	....	....
<b>Western Hemisphere</b>	205	<b>5,108.1</b>	<b>1,264.0</b>	<b>1,074.3</b>	<b>837.3</b>	<b>871.0</b>	<b>968.4</b>	<b>4,456.8</b>	<b>1,127.2</b>	<b>1,256.9</b>	<b>865.3</b>	<b>935.9</b>	<b>976.8</b>
Antigua and Barbuda	311	....	....	....	....	....	....	0.0	....	....	....	....	....
Argentina	213	1,472.8	334.2	281.3	206.7	212.8 r	236.7 r	1,149.0	301.6	376.0	182.7	201.7 r	210.5 r
Aruba	314	....	....	....	....	....	....	....	....	....	0.0	....	....
Bahamas, The	313	....	....	....	....	....	....	0.0	0.0	....	....	....	....
Barbados	316	....	....	....	....	....	....	0.0	....	0.0	0.0	....	....
Belize	339	0.0	0.0	0.0	0.0	0.0 r	0.0 r	0.0	....	....	....	....	....
Bermuda	319	....	....	....	....	....	....	0.0	0.0	....	....	....	....
Brazil	223	2,447.4	598.2	502.1	413.8	428.5 r	476.5 r	1,609.4	400.0	424.4	345.2	377.4 r	393.9 r
Chile	228	82.2	19.4	21.4	15.2	18.6 r	20.7 r	445.8	111.4	126.8	70.6	71.6 r	74.7 r
Colombia	233	551.6	168.3	139.7	108.0	123.7 r	137.6 r	191.9	54.5	50.2	40.0	39.8 r	41.5 r
Costa Rica	238	1.0	0.4	0.3	0.1	0.1 r	0.1 r	1.4	0.3	0.3	0.3	0.3 r	0.3 r
Dominica	321	....	....	....	....	....	....	0.0	0.0	0.0	0.0	0.0 r	0.0 r
Dominican Republic	243	1.0	0.4	0.2	0.4	0.4 r	0.4 r	1.2	0.4	0.1	0.2	0.2 r	0.2 r
Ecuador	248	117.1	32.2	28.2	13.6	6.2 r	6.9 r	47.5	11.1	11.5	9.5	10.6 r	11.0 r
El Salvador	253	0.2	0.0	0.1	0.0	0.1 r	0.1 r	0.7	0.2	0.2	0.2	0.2 r	0.2 r
Guatemala	258	0.3	0.2	0.0	0.1	0.3 r	0.3 r	1.6	0.2	0.4	0.3	0.2 r	0.2 r
Guyana	336	0.0	....	0.0	....	....	....	0.0	0.0	....	....	....	....
Haiti	263	0.0	....	....	....	....	....	0.0	0.0	0.0	0.0	0.0 r	0.0 r
Honduras	268	0.2	0.0	0.0	0.1	0.0 r	0.0 r	0.3	0.1	0.1	0.1	0.1 r	0.1 r
Jamaica	343	0.0	....	....	0.0	....	....	0.0	....	0.0	....	....	....
Mexico	273	24.6	5.1	4.8	5.3	5.7 r	6.4 r	278.0	61.0	80.2	55.5	47.0 r	49.0 r
Netherlands Antilles	353	0.0	....	....	....	....	....	....	....	....	....	....	....
Nicaragua	278	0.4	0.2	0.1	0.1	0.1 r	0.2 r	1.3	0.2	0.6	0.2	0.0 r	0.0 r

# Bolivia (218)

In Millions of U.S. Dollars

		Exports (FOB)						Imports (CIF)					
		2015	2015Q3	2015Q4	2016Q1	2016Q2	2016Q3	2015	2015Q3	2015Q4	2016Q1	2016Q2	2016Q3
Panama	283	6.3	1.7	1.7	1.6	1.6 r	1.8 r	4.3	0.9	1.3	0.8	0.9 r	0.9 r
Paraguay	288	31.0	7.8	8.5	7.5	5.4 r	6.0 r	77.3	17.4	17.4	14.1	15.0 r	15.7 r
Peru	293	313.4	91.5	80.7	62.7	65.0 r	72.3 r	605.5	160.7	154.4	131.1	150.5 r	157.0 r
St. Kitts and Nevis	361	....	....	....	....	....	....	0.0	0.0	....	....	....	....
Suriname	366	....	....	....	....	....	....	0.0	....	0.0	....	....	....
Trinidad and Tobago	369	0.1	....	0.1	....	....	....	0.0	0.0	0.0	3.5	10.1 r	10.6 r
Uruguay	298	6.0	1.3	1.5	1.5	1.7 r	1.9 r	38.4	5.7	11.8	10.5	9.5 r	9.9 r
Venezuela, Rep. Bol.	299	52.1	3.1	3.7	0.5	0.5 r	0.5 r	3.3	1.4	1.1	0.5	0.8 r	0.9 r
Western Hem. n.s.	399	....	....	....	....	....	....	0.0	0.0	0.0	....	....	....
<b>Other Countries n.i.e</b>	910	<b>0.4</b>	<b>0.1</b>	<b>0.1</b>	<b>0.1</b>	<b>0.0</b>	<b>0.0</b>	<b>3.1</b>	<b>0.7</b>	<b>1.0</b>	<b>0.4</b>	<b>0.3</b>	<b>0.4</b>
Cuba	928	0.4	0.1	0.1	0.1	0.0 r	0.0 r	2.3	0.5	0.6	0.3	0.3 r	0.3 r
Korea, Dem. People's Rep.	954	....	....	....	....	....	....	0.8	0.2	0.4	0.1	0.1 r	0.1 r
<b>Special Categories</b>	899	<b>2.2</b>	<b>0.6</b>	<b>0.4</b>	<b>0.5</b>	<b>0.3 r</b>	<b>0.3 r</b>	<b>2.2</b>	<b>0.5</b>	<b>0.8</b>	<b>0.7</b>	<b>0.6 r</b>	<b>0.6 r</b>
<b>Countries &amp; Areas n.s.</b>	898	<b>....</b>	<b>....</b>	<b>....</b>	<b>....</b>	<b>....</b>	<b>....</b>	<b>1.5</b>	<b>0.1</b>	<b>0.9</b>	<b>0.5</b>	<b>0.4 r</b>	<b>0.5 r</b>
<b>Memorandum Items</b>													
Africa	605	3.2	0.7	0.9	0.4	0.1	0.1	40.7	11.7	11.1	11.8	3.7	3.9
Middle East	405	61.0	24.0	20.7	21.1	29.2	32.5	4.7	1.0	0.5	0.8	1.1	1.1
European Union	998	732.2	179.3	183.8	158.4	199.0	221.3	1,183.8	262.0	330.3	240.1	199.7	208.4
Export earnings: fuel	080	785.3	228.6	192.9	143.8	159.6	177.5	263.4	74.5	67.4	58.0	65.4	68.3
Export earnings: nonfuel	092	7,940.6	1,942.3	1,748.7	1,446.0	1,534.0	1,705.7	9,503.0	2,337.9	2,601.7	1,907.3	1,881.6	1,963.8

# Bosnia and Herzegovina (963)

In Millions of U.S. Dollars

		Exports (FOB)						Imports (CIF)					
		2015	2015Q3	2015Q4	2016Q1	2016Q2	2016Q3	2015	2015Q3	2015Q4	2016Q1	2016Q2	2016Q3
IFS World		5,096.2	1,311.9	1,284.3	1,194.1	1,382.1	1,340.9	8,988.9	2,363.0	2,262.5	1,986.9	2,422.1	2,334.4
World	001	4,836.1	1,232.8	1,197.1	1,167.0	1,331.9	1,315.4	8,995.4	2,314.9	2,204.0	2,019.6	2,313.2	2,341.4
Advanced Economies	110	3,001.9	761.1	753.0	765.1	833.5	784.1	4,283.6	1,117.3	1,052.7	1,003.8	1,150.0	1,129.4
Euro Area	163	2,707.7	684.2	682.8	697.1	755.2	705.5	3,561.4	882.3	896.7	867.5	985.7	929.8
Austria	122	421.2	112.0 r	100.9 r	105.1 r	117.3 r	116.7 r	317.9	81.0 r	81.5 r	84.9 r	86.8 r	79.5 r
Belgium	124	24.5	5.7 r	8.8 r	13.2 r	9.5 r	8.7 r	67.8	17.4 r	17.3 r	19.6 r	19.6 r	17.1 r
Cyprus	423	1.0	0.4 r	0.2 r	0.2 r	0.3 r	1.4 r	2.0	0.6 r	0.7 r	0.6 r	0.3 r	0.5 r
Estonia	939	2.6	0.4 r	0.6 r	0.9 r	0.8 r	0.9 r	1.9	0.6 r	0.4 r	0.3 r	0.7 r	0.4 r
Finland	172	0.4	0.1 r	0.1 r	0.1 r	0.4 r	0.1 r	12.0	4.5 r	2.2 r	2.8 r	2.9 r	3.1 r
France	132	67.1	16.1 r	19.7 r	22.3 r	21.6 r	20.2 r	182.5	35.5 r	53.0 r	46.2 r	51.7 r	53.9 r
Germany	134	800.6	204.4 r	204.0 r	205.2 r	218.5 r	206.9 r	1,085.9	284.9 r	253.3 r	262.4 r	282.1 r	283.6 r
Greece	174	9.5	4.1 r	1.9 r	1.0 r	3.0 r	1.5 r	99.4	25.1 r	25.9 r	23.1 r	22.6 r	22.2 r
Ireland	178	0.5	0.1 r	0.3 r	0.3 r	0.1 r	0.1 r	21.2	5.8 r	3.6 r	4.6 r	6.6 r	6.8 r
Italy	136	689.3	174.6 r	161.8 r	173.6 r	194.0 r	164.3 r	997.2	233.4 r	265.3 r	233.6 r	289.9 r	235.2 r
Latvia	941	0.3	0.0 r	0.1 r	0.0 r	0.0 r	0.3 r	3.9	1.2 r	0.8 r	0.9 r	1.0 r	0.9 r
Lithuania	946	0.6	0.2 r	0.2 r	0.2 r	0.3 r	0.4 r	5.2	0.8 r	1.5 r	1.6 r	1.3 r	1.4 r
Luxembourg	137	31.7	7.4 r	4.0 r	5.4 r	3.8 r	4.4 r	4.2	1.4 r	1.2 r	0.7 r	0.8 r	0.6 r
Malta	181	0.1	0.0 r	0.0 r	0.0 r	0.0 r	0.0 r	1.4	....	0.6 r	1.7 r	1.7 r	1.7 r
Netherlands	138	84.9	21.8 r	25.9 r	27.8 r	28.1 r	30.0 r	130.9	31.1 r	34.5 r	32.5 r	32.4 r	36.1 r
Portugal	182	1.6	0.1 r	0.1 r	0.1 r	0.3 r	0.4 r	19.5	3.1 r	3.3 r	2.7 r	6.1 r	6.8 r
Slovak Republic	936	71.9	17.2 r	19.2 r	15.1 r	19.4 r	20.4 r	82.7	21.8 r	19.9 r	19.3 r	21.8 r	19.5 r
Slovenia	961	424.9	105.5 r	105.5 r	113.4 r	123.0 r	116.6 r	438.8	110.7 r	110.4 r	107.9 r	131.4 r	130.7 r
Spain	184	75.2	14.0 r	29.3 r	13.2 r	14.6 r	12.0 r	87.1	23.2 r	21.4 r	22.0 r	25.8 r	29.8 r
Australia	193	1.2	0.2 r	0.3 r	0.8 r	0.9 r	1.0 r	1.9	0.1 r	0.9 r	0.1 r	0.4 r	6.1 r
Canada	156	6.4	2.0 r	1.7 r	1.5 r	1.6 r	1.7 r	7.2	1.3 r	2.6 r	1.9 r	2.4 r	3.3 r
China,P.R.: Hong Kong	532	1.3	0.6 r	0.2 r	0.1 r	0.0 r	0.0 r	2.4	0.6 r	0.8 r	0.4 r	0.5 r	0.8 r
China,P.R.: Macao	546	0.0	0.0 r	0.0 r	0.0 r	0.0 r	0.0 r	0.0	0.0 r	0.0 r	0.0 r	0.0 r	0.0 r
Czech Republic	935	74.4	16.4 r	14.0 r	14.2 r	21.8 r	14.7 r	133.1	32.5 r	37.0 r	37.7 r	42.0 r	36.2 r
Denmark	128	8.1	1.6 r	2.4 r	2.6 r	2.8 r	4.2 r	17.5	4.1 r	4.6 r	4.4 r	4.5 r	5.2 r
Iceland	176	0.0	0.0 r	0.0 r	0.0 r	0.0 r	0.0 r	0.6	0.0 r	0.6 r	....	0.0 r	....
Israel	436	0.9	0.1 r	0.2 r	0.3 r	0.2 r	0.1 r	5.2	0.5 r	1.0 r	1.0 r	2.0 r	1.0 r
Japan	158	0.8	0.3 r	0.2 r	0.2 r	0.2 r	0.3 r	60.0	2.2 r	2.9 r	3.1 r	7.2 r	11.6 r
Korea, Republic of	542	3.6	1.1 r	1.2 r	0.7 r	0.7 r	1.4 r	42.8	6.5 r	10.5 r	4.4 r	4.8 r	6.3 r
New Zealand	196	0.0	0.0 r	0.0 r	0.0 r	0.0 r	0.0 r	0.7	0.3 r	....	0.1 r	0.1 r	....
Norway	142	9.1	2.8 r	1.8 r	2.2 r	2.8 r	2.6 r	5.4	0.9 r	3.1 r	2.4 r	1.4 r	2.0 r
San Marino	135	0.1	0.0 r	0.0 r	0.0 r	0.0 r	0.0 r	0.6	0.2 r	0.1 r	0.1 r	0.2 r	0.1 r
Singapore	576	2.7	0.7 r	0.7 r	0.8 r	0.6 r	0.5 r	2.6	1.2 r	0.7 r	1.4 r	1.4 r	1.0 r
Sweden	144	41.2	10.5 r	10.7 r	10.9 r	11.6 r	12.5 r	52.8	14.5 r	13.8 r	11.2 r	13.0 r	13.4 r
Switzerland	146	79.6	22.2 r	21.0 r	20.1 r	19.5 r	23.4 r	53.9	13.8 r	14.7 r	13.3 r	15.8 r	13.5 r
Taiwan Prov.of China	528	2.2 e	0.8 e	0.4 e	0.5 e	0.5 e	0.7 e	1.4 e	0.4 e	0.3 e	0.3 e	0.6 e	0.6 e
United Kingdom	112	37.5	10.3 r	9.2 r	8.4 r	8.4 r	9.5 r	83.6	17.1 r	20.4 r	14.2 r	19.5 r	19.2 r
United States	111	25.0	7.3 r	5.9 r	4.9 r	6.8 r	5.9 r	250.3	138.7 r	42.1 r	40.4 r	48.5 r	79.3 r
Emerg. & Dev. Economies	200	1,834.2	471.7	444.2	402.0	498.4	531.4	4,683.9	1,190.3	1,144.2	1,009.7	1,155.7	1,204.7
Emerg. & Dev. Asia	505	20.6	5.6	4.0	3.2	3.7	5.1	814.1	183.3	260.9	189.0	183.5	229.4
Bangladesh	513	0.0	0.0 r	0.0 r	0.0 r	0.0 r	0.0 r	19.1	4.8 r	4.8 r	4.8 r	4.8 r	4.8 r
Bhutan	514	....	....	....	....	....	....	0.0	0.0 r	0.0 r	0.0 r	0.0 r	0.0 r
Brunei Darussalam	516	....	....	....	....	....	....	0.0	0.0 r	0.0 r	0.0 r	0.0 r	0.0 r
Cambodia	522	0.0	0.0 r	0.0 r	0.0 r	0.0 r	0.0 r	3.5	0.9 r	0.9 r	0.8 r	0.9 r	0.8 r
China,P.R.: Mainland	924	16.0	4.1 r	2.9 r	2.4 r	2.9 r	4.1 r	619.4	131.4 r	210.3 r	139.4 r	140.7 r	184.1 r
Fiji	819	0.0 e	0.0 e	0.0 e	0.0 e	0.0 e	0.0 e	0.0	0.0 r	0.0 r	0.0 r	0.0 r	0.0 r
F.T. French Polynesia	887	0.0 e	0.0 e	0.0 e	0.0 e	0.0 e	0.0 e	0.0	0.0 r	0.0 r	0.0 r	0.0 r	0.0 r
F.T. New Caledonia	839	0.0	0.0 r	0.0 r	0.0 r	0.0 r	0.0 r	....	....	....	....	....	....
India	534	1.4	0.6 r	0.3 r	0.4 r	0.3 r	0.5 r	59.7	15.9 r	17.1 r	20.9 r	9.8 r	12.6 r
Indonesia	536	0.1	0.0 r	0.0 r	0.0 r	0.0 r	0.0 r	16.4	5.5 r	4.5 r	3.3 r	3.1 r	3.1 r
Lao People's Dem.Rep	544	....	....	....	....	....	....	0.0	0.0 r	0.0 r	0.0 r	0.0 r	0.0 r
Malaysia	548	0.0	0.0 r	0.0 r	....	0.0 r	0.0 r	8.9	1.6 r	2.1 r	0.5 r	1.6 r	2.3 r
Maldives	556	....	....	....	....	....	....	0.0	0.0 r	0.0 r	0.0 r	0.0 r	0.0 r
Mongolia	948	0.1	0.0 r	0.0 r	0.0 r	0.0 r	0.0 r	0.0	0.0 r	0.0 r	0.0 r	0.0 r	0.0 r
Myanmar	518	....	....	....	....	....	....	0.4	0.1 r	0.1 r	0.1 r	0.1 r	0.1 r
Nauru	836	....	....	....	....	....	....	0.0	0.0 r	0.0 r	0.0 r	0.0 r	0.0 r

# Bosnia and Herzegovina (963)

In Millions of U.S. Dollars

		Exports (FOB)						Imports (CIF)					
		2015	2015Q3	2015Q4	2016Q1	2016Q2	2016Q3	2015	2015Q3	2015Q4	2016Q1	2016Q2	2016Q3
Nepal	558	....	....	....	....	....	....	0.0	0.0 r	0.0 r	0.0 r	0.0 r	0.0 r
Palau	565	0.0 e	0.0 e	0.0 e	0.0 e	0.0 e	0.0 e	....	....	....	....	....	....
Papua New Guinea	853	....	....	....	....	....	....	0.0	0.0 r	0.0 r	0.0 r	0.0 r	0.0 r
Philippines	566	1.5	0.4 r	0.4 r	0.0 r	0.1 r	0.1 r	1.4	1.1 r	0.0 r	0.0 r	0.0 r	0.0 r
Sri Lanka	524	0.3	0.1 r	0.0 r	0.0 r	0.0 r	0.0 r	1.0	0.2 r	0.1 r	0.2 r	0.2 r	0.1 r
Thailand	578	0.1	0.0 r	0.0 r	0.0 r	0.0 r	0.0 r	18.4	4.4 r	4.4 r	4.4 r	4.5 r	4.5 r
Tonga	866	0.0 e	0.0 e	0.0 e	0.0 e	0.0 e	0.0 e	0.0	0.0 r	0.0 r	0.0 r	0.0 r	0.0 r
Tuvalu	869	....	....	....	....	....	....	0.0	0.0 r	0.0 r	0.0 r	0.0 r	0.0 r
Vanuatu	846	0.0 e	0.0 e	0.0 e	0.0 e	0.0 e	0.0 e	0.0	0.0 r	0.0 r	0.0 r	0.0 r	0.0 r
Vietnam	582	1.1	0.3 r	0.3 r	0.3 r	0.3 r	0.3 r	46.7	12.3 r	11.8 r	10.4 r	12.6 r	12.1 r
Asia n.s.	598	....	....	....	....	....	....	19.0	5.0 r	4.8 r	4.2 r	5.0 r	4.8 r
<b>Europe</b>	<b>170</b>	<b>1,723.2</b>	<b>445.1</b>	<b>419.2</b>	<b>378.8</b>	<b>471.2</b>	<b>503.3</b>	<b>3,637.1</b>	<b>951.1</b>	<b>838.9</b>	<b>747.7</b>	<b>898.8</b>	<b>901.4</b>
<b>Emerg. &amp; Dev. Europe</b>	<b>903</b>	<b>1,655.5</b>	<b>431.6</b>	<b>392.6</b>	<b>360.5</b>	<b>457.5</b>	<b>487.8</b>	<b>3,088.2</b>	<b>830.1</b>	<b>782.8</b>	<b>686.2</b>	<b>844.1</b>	<b>848.9</b>
Albania	914	23.8	6.0 r	5.9 r	5.6 r	6.5 r	6.4 r	6.1	1.7 r	1.6 r	1.3 r	1.5 r	1.4 r
Bulgaria	918	28.7	8.2 r	6.4 r	9.7 r	7.6 r	14.5 r	69.4	16.8 r	16.3 r	17.6 r	20.5 r	20.3 r
Croatia	960	524.5	151.9 r	133.5 r	123.0 r	165.3 r	155.4 r	949.2	257.9 r	242.2 r	200.1 r	250.5 r	264.1 r
Faroe Islands	816	0.0 e	0.0 e	0.0 e	0.0 e	0.0 e	0.0 e	0.0	0.0 r	0.0 r	0.0 r	0.0 r	0.0 r
Gibraltar	823	....	....	....	....	....	....	0.0	0.0 r	0.0 r	0.0 r	0.0 r	0.0 r
Hungary	944	107.0	26.1 r	24.7 r	25.3 r	26.1 r	28.1 r	233.2	59.1 r	59.6 r	53.7 r	61.7 r	56.0 r
Macedonia, FYR	962	64.7	16.9 r	16.2 r	16.2 r	18.1 r	17.1 r	83.5	21.6 r	21.5 r	19.7 r	23.1 r	22.6 r
Montenegro	943	149.1	41.2 r	32.6 r	26.3 r	36.9 r	36.8 r	32.0	5.8 r	6.7 r	3.8 r	6.1 r	7.3 r
Poland	964	48.8	11.3 r	11.7 r	11.2 r	14.9 r	14.7 r	256.9	73.3 r	66.9 r	54.0 r	76.1 r	78.1 r
Romania	968	74.3	15.3 r	12.3 r	15.2 r	18.5 r	22.3 r	113.3	31.3 r	26.9 r	19.8 r	28.2 r	26.7 r
Serbia, Republic of	942	435.1	111.4 r	100.1 r	82.9 r	109.3 r	135.6 r	979.0	274.5 r	241.7 r	232.6 r	267.7 r	277.4 r
Turkey	186	199.6	43.3 r	49.1 r	45.2 r	54.3 r	57.0 r	365.6	88.1 r	99.4 r	83.5 r	108.7 r	95.0 r
<b>CIS</b>	<b>901</b>	<b>67.7</b>	<b>13.6</b>	<b>26.7</b>	<b>18.2</b>	<b>13.7</b>	<b>15.5</b>	<b>549.0</b>	<b>120.9</b>	<b>56.0</b>	<b>61.4</b>	<b>54.7</b>	<b>52.4</b>
Armenia	911	0.1	0.0 r	0.0 r	0.0 r	0.0 r	0.0 r	0.0	0.0 r	0.0 r	0.0 r	0.0 r	0.0 r
Azerbaijan, Rep. of	912	0.3	0.1 r	0.1 r	0.1 r	0.1 r	0.1 r	0.1	0.0 r	0.0 r	0.0 r	0.0 r	0.0 r
Belarus	913	0.2	0.1 r	0.0 r	0.0 r	0.0 r	0.0 r	12.4	0.8 r	3.3 r	5.9 r	5.6 r	5.9 r
Georgia	915	0.4	0.1 r	0.1 r	0.0 r	0.1 r	0.1 r	0.0	0.0 r	0.0 r	0.0 r	0.0 r	0.0 r
Kazakhstan	916	0.3	0.1 r	0.1 r	0.1 r	0.1 r	0.1 r	1.9	0.5 r	0.5 r	0.4 r	0.5 r	0.5 r
Kyrgyz Republic	917	0.0	0.0 r	0.0 r	0.0 r	0.0 r	0.0 r	0.4	0.1 r	0.1 r	0.1 r	0.1 r	0.1 r
Moldova	921	1.6	0.4 r	0.4 r	0.4 r	0.4 r	0.4 r	1.7	0.4 r	0.4 r	0.4 r	0.5 r	0.4 r
Russian Federation	922	55.6	11.1 r	22.4 r	15.5 r	11.7 r	11.3 r	516.3	115.4 r	46.7 r	49.9 r	42.2 r	41.1 r
Tajikistan	923	0.0	0.0 r	0.0 r	0.0 r	0.0 r	0.0 r	0.0	0.0 r	0.0 r	0.0 r	0.0 r	0.0 r
Turkmenistan	925	0.7	0.2 r	0.2 r	....	....	....	0.0	0.0 r	0.0 r	....	....	....
Ukraine	926	8.4	1.5 r	3.4 r	2.2 r	1.2 r	3.5 r	15.0	3.4 r	4.8 r	4.6 r	5.5 r	4.1 r
Uzbekistan	927	....	....	....	....	....	....	1.1	0.3 r	0.3 r	0.2 r	0.3 r	0.3 r
Europe n.s.	884	....	....	....	....	....	....	0.0	0.0 r	0.0 r	0.0 r	0.0 r	0.0 r
<b>Mid East, N Africa, Pak</b>	<b>440</b>	<b>80.0</b>	<b>18.4</b>	<b>18.5</b>	<b>17.5</b>	<b>20.7</b>	<b>20.4</b>	<b>51.7</b>	<b>11.6</b>	<b>12.4</b>	<b>9.8</b>	<b>10.9</b>	<b>11.0</b>
Afghanistan, I.R. of	512	0.1	0.0 r	0.0 r	0.0 r	0.0 r	0.0 r	0.0	0.0 r	0.0 r	0.0 r	0.0 r	0.0 r
Algeria	612	21.4	5.5 r	5.4 r	5.0 r	5.8 r	5.6 r	0.5	0.1 r	0.1 r	0.1 r	0.1 r	0.1 r
Bahrain, Kingdom of	419	0.1	0.0 r	0.0 r	0.0 r	0.0 r	0.0 r	0.1	0.0 r	0.0 r	0.0 r	0.0 r	0.0 r
Egypt	469	22.9	5.5 r	5.0 r	5.3 r	6.6 r	6.8 r	13.7	1.6 r	2.0 r	1.8 r	1.9 r	1.9 r
Iran, I.R. of	429	0.9	0.2 r	0.2 r	0.2 r	0.3 r	0.2 r	2.4	0.6 r	0.6 r	0.5 r	0.6 r	0.6 r
Iraq	433	0.4	0.1 r	0.1 r	0.1 r	0.1 r	0.1 r	0.0	0.0 r	0.0 r	0.0 r	0.0 r	0.0 r
Jordan	439	2.8	0.3 r	1.0 r	0.5 r	0.6 r	0.5 r	0.5	0.1 r	0.2 r	0.1 r	0.3 r	0.6 r
Kuwait	443	1.3	0.3 r	0.3 r	0.3 r	0.4 r	0.3 r	0.2	0.1 r	0.1 r	0.0 r	0.1 r	0.1 r
Lebanon	446	0.8	0.2 r	0.2 r	0.3 r	0.3 r	0.3 r	0.1	....	0.1 r	0.0 r	0.0 r	0.0 r
Libya	672	1.4	0.4 r	0.4 r	0.3 r	0.4 r	0.4 r	0.0	0.0 r	0.0 r	0.0 r	0.0 r	0.0 r
Mauritania	682	0.0	0.0 r	0.0 r	0.0 r	0.0 r	0.0 r	0.1	0.0 r	0.0 r	0.0 r	0.0 r	0.0 r
Morocco	686	5.7	0.1 r	0.1 r	0.2 r	0.2 r	0.2 r	5.0	1.4 r	2.0 r	0.4 r	0.5 r	0.5 r
Oman	449	0.4	0.1 r	0.1 r	0.1 r	0.1 r	0.1 r	0.9	0.2 r	0.2 r	0.2 r	0.3 r	0.2 r
Pakistan	564	0.0	0.0 r	0.0 r	0.0 r	0.0 r	0.0 r	9.2	2.3 r	2.3 r	2.3 r	2.3 r	2.3 r
Qatar	453	0.3	0.1 r	0.1 r	0.1 r	0.1 r	0.1 r	3.8	1.0 r	1.0 r	0.8 r	1.0 r	1.0 r
Saudi Arabia	456	3.1	0.8 r	0.8 r	0.7 r	0.9 r	0.8 r	4.8	1.3 r	1.2 r	1.0 r	1.2 r	1.1 r
Sudan	732	0.9	0.2 r	0.2 r	0.2 r	0.2 r	0.2 r	0.0	0.0 r	0.0 r	0.0 r	0.0 r	0.0 r
Syrian Arab Republic	463	0.3	0.1 r	0.1 r	0.1 r	0.1 r	0.1 r	0.3	0.1 r	0.1 r	0.1 r	0.1 r	0.1 r
Tunisia	744	0.7	0.2 r	0.2 r	0.2 r	0.2 r	0.2 r	2.9	0.7 r	0.7 r	0.7 r	0.7 r	0.7 r
United Arab Emirates	466	16.5	4.3 r	4.2 r	3.9 r	4.5 r	4.3 r	7.2	1.9 r	1.8 r	1.6 r	1.9 r	1.9 r

# Bosnia and Herzegovina (963)

In Millions of U.S. Dollars

		Exports (FOB)						Imports (CIF)					
		2015	2015Q3	2015Q4	2016Q1	2016Q2	2016Q3	2015	2015Q3	2015Q4	2016Q1	2016Q2	2016Q3
West Bank and Gaza	487	0.0	0.0 r	0.0 r	0.0 r	0.0 r	0.0 r	....	....	....	....	....	....
Yemen, Republic of	474	0.0	0.0 r	0.0 r	0.0 r	0.0 r	0.0 r	....	....	....	....	....	....
<b>Sub-Saharan Africa</b>	<b>603</b>	<b>5.9</b>	<b>1.5</b>	<b>1.4</b>	<b>1.5</b>	<b>1.8</b>	<b>1.6</b>	<b>13.4</b>	<b>3.6</b>	<b>3.0</b>	<b>4.0</b>	<b>3.6</b>	<b>3.9</b>
Angola	614	1.0	0.3 r	0.3 r	0.2 r	0.3 r	0.3 r	....	....	....	....	....	....
Benin	638	....	....	....	....	....	....	0.0	0.0 r	0.0 r	0.0 r	0.0 r	0.0 r
Burkina Faso	748	0.0 e	0.0 e	0.0 e	0.0 e	0.0 e	0.0 e	0.0	0.0 r	0.0 r	0.0 r	0.0 r	0.0 r
Cabo Verde	624	....	....	....	....	....	....	0.0	0.0 r	0.0 r	0.0 r	0.0 r	0.0 r
Cameroon	622	....	....	....	....	....	....	0.2	0.0 r	0.0 r	0.0 r	0.1 r	0.1 r
Central African Rep.	626	....	....	....	....	....	....	0.0	0.0 r	0.0 r	0.0 r	0.0 r	0.0 r
Comoros	632	....	....	....	....	....	....	0.0	0.0 r	0.0 r	0.0 r	0.0 r	0.0 r
Congo, Dem. Rep. of	636	0.1	0.0 r	0.0 r	0.0 r	0.0 r	0.0 r	0.0	0.0 r	0.0 r	0.0 r	0.0 r	0.0 r
Congo, Republic of	634	0.0	0.0 r	0.0 r	0.0 r	0.0 r	0.0 r	0.0	0.0 r	0.0 r	0.0 r	0.0 r	0.0 r
Côte d'Ivoire	662	0.1	0.0 r	0.0 r	0.0 r	0.0 r	0.0 r	0.7	0.1 r	0.1 r	0.1 r	0.2 r	0.2 r
Equatorial Guinea	642	0.8	0.2 r	0.2 r	0.2 r	0.2 r	0.2 r	....	....	....	....	....	....
Ethiopia	644	0.3	0.1 r	0.1 r	0.1 r	0.1 r	0.1 r	0.3	0.1 r	0.1 r	0.1 r	0.1 r	0.1 r
Gabon	646	....	....	....	....	....	....	0.1	0.0 r	0.0 r	0.0 r	0.0 r	0.0 r
Gambia, The	648	0.0	0.0 r	0.0 r	0.0 r	0.0 r	0.0 r	....	....	....	....	....	....
Ghana	652	0.0	0.0 r	0.0 r	0.0 r	0.0 r	0.0 r	5.2	1.4 r	1.3 r	1.1 r	1.2 r	1.1 r
Guinea	656	0.0	0.0 r	0.0 r	0.0 r	0.0 r	0.0 r	0.1	0.0 r	0.0 r	0.0 r	0.0 r	0.0 r
Kenya	664	....	....	....	....	....	....	0.2	0.1 r	0.1 r	0.1 r	0.1 r	0.1 r
Lesotho	666	....	....	....	....	....	....	0.0	0.0 r	0.0 r	0.0 r	0.0 r	0.0 r
Liberia	668	1.0	0.3 r	0.2 r	0.2 r	0.3 r	0.3 r	....	....	....	....	....	....
Madagascar	674	....	....	....	....	....	....	0.1	0.0 r	0.0 r	0.0 r	0.0 r	0.0 r
Malawi	676	0.0	0.0 r	0.0 r	0.0 r	0.0 r	0.0 r	0.3	0.1 r	0.1 r	0.1 r	0.1 r	0.1 r
Mali	678	....	....	....	....	....	....	0.0	0.0 r	0.0 r	0.0 r	0.0 r	0.0 r
Mauritius	684	0.0 e	0.0 e	0.0 e	0.0 e	0.0 e	0.0 e	0.2	0.0 r	0.1 r	0.0 r	0.1 r	0.1 r
Mozambique	688	0.0	0.0 r	0.0 r	0.0 r	0.0 r	0.0 r	0.0	0.0 r	0.0 r	0.0 r	0.0 r	0.0 r
Namibia	728	0.0	0.0 r	0.0 r	0.0 r	0.0 r	0.0 r	0.0	0.0 r	0.0 r	0.0 r	0.0 r	0.0 r
Niger	692	0.1	0.0 r	0.0 r	0.0 r	0.0 r	0.0 r	0.0	0.0 r	0.0 r	0.0 r	0.0 r	0.0 r
Nigeria	694	0.1	0.0 r	0.0 r	0.0 r	0.0 r	0.0 r	0.1	0.0 r	0.0 r	0.0 r	0.0 r	0.0 r
Rwanda	714	0.0	0.0 r	0.0 r	0.0 r	0.0 r	0.0 r	0.0	0.0 r	0.0 r	0.0 r	0.0 r	0.0 r
São Tomé & Príncipe	716	....	....	....	....	....	....	0.0	0.0 r	0.0 r	0.0 r	0.0 r	0.0 r
Senegal	722	0.1	....	0.0 r	0.0 r	0.0 r	0.0 r	0.0	....	....	....	....	....
Seychelles	718	0.8	0.2 r	0.2 r	0.2 r	0.2 r	0.2 r	0.0	0.0 r	0.0 r	0.0 r	0.0 r	0.0 r
Sierra Leone	724	0.0	0.0 r	0.0 r	0.0 r	0.0 r	0.0 r	0.0	0.0 r	0.0 r	0.0 r	0.0 r	0.0 r
South Africa	199	0.9	0.2 r	0.2 r	0.3 r	0.5 r	0.3 r	4.2	1.2 r	0.6 r	2.0 r	1.3 r	1.8 r
Swaziland	734	0.0	0.0 r	0.0 r	0.0 r	0.0 r	0.0 r	0.0	0.0 r	0.0 r	0.0 r	0.0 r	0.0 r
Tanzania	738	0.5	0.1 r	0.1 r	0.1 r	0.1 r	0.1 r	0.1	0.0 r	0.0 r	0.0 r	0.0 r	0.0 r
Togo	742	0.0	0.0 r	0.0 r	0.0 r	0.0 r	0.0 r	0.0	0.0 r	0.0 r	0.0 r	0.0 r	0.0 r
Uganda	746	....	....	....	....	....	....	0.8	0.2 r	0.2 r	0.2 r	0.2 r	0.2 r
Zambia	754	0.0	0.0 r	0.0 r	0.0 r	0.0 r	0.0 r	0.3	0.1 r	0.1 r	0.1 r	0.1 r	0.1 r
Zimbabwe	698	0.0	0.0 r	0.0 r	0.0 r	0.0 r	0.0 r	0.4	0.1 r	0.1 r	0.1 r	0.1 r	0.1 r
Africa n.s.	799	....	....	....	....	....	....	0.0	0.0 r	0.0 r	0.0 r	0.0 r	0.0 r
<b>Western Hemisphere</b>	<b>205</b>	<b>4.5</b>	<b>1.0</b>	<b>1.0</b>	<b>1.0</b>	<b>1.0</b>	<b>0.9</b>	<b>167.6</b>	<b>40.8</b>	<b>29.0</b>	<b>59.3</b>	<b>58.9</b>	<b>59.1</b>
Anguilla	312	0.0	0.0 r	0.0 r	0.0 r	0.0 r	0.0 r	....	....	....	....	....	....
Argentina	213	0.0	0.0 r	0.0 r	0.0 r	0.0 r	0.0 r	9.3	2.3 r	2.3 r	2.4 r	2.5 r	2.5 r
Bahamas, The	313	....	....	....	....	....	....	0.0	0.0 r	0.0 r	0.0 r	0.0 r	0.0 r
Barbados	316	....	....	....	....	....	....	0.0	0.0 r	0.0 r	0.0 r	0.0 r	0.0 r
Belize	339	....	....	....	....	....	....	0.0	0.0 r	0.0 r	0.0 r	0.0 r	0.0 r
Bermuda	319	0.0 e	0.0 e	0.0 e	0.0 e	0.0 e	0.0 e	0.1	0.0 r	0.0 r	0.0 r	0.0 r	0.0 r
Bolivia	218	....	....	....	....	....	....	0.1	0.0 r	0.0 r	0.0 r	0.0 r	0.0 r
Brazil	223	0.6	0.0 r	0.0 r	0.0 r	0.0 r	0.1 r	110.7	29.8 r	18.9 r	49.8 r	49.4 r	49.8 r
Chile	228	0.0	0.0 r	0.0 r	0.0 r	0.0 r	0.0 r	1.0	0.5 r	....	0.1 r	....	0.2 r
Colombia	233	0.0	0.0 r	0.0 r	0.0 r	0.0 r	0.0 r	11.4	2.8 r	2.5 r	2.1 r	1.8 r	1.5 r
Costa Rica	238	0.0	0.0 r	0.0 r	0.0 r	0.0 r	0.0 r	5.5	1.4 r	1.4 r	1.2 r	1.4 r	1.3 r
Curacao	354	0.0	0.0 r	0.0 r	0.0 r	0.0 r	0.0 r	....	....	....	....	....	....
Dominican Republic	243	0.0	0.0 r	0.0 r	0.0 r	0.0 r	0.0 r	0.7	0.2 r	0.2 r	0.2 r	0.2 r	0.2 r
Ecuador	248	0.0	....	....	....	....	....	14.3	....	....	....	....	....
El Salvador	253	....	....	....	....	....	....	0.0	0.0 r	....	....	....	....
Falkland Islands	323	....	....	....	....	....	....	0.8	0.2 r	0.2 r	0.2 r	0.2 r	0.2 r

# Bosnia and Herzegovina (963)

In Millions of U.S. Dollars

		Exports (FOB)						Imports (CIF)					
		2015	2015Q3	2015Q4	2016Q1	2016Q2	2016Q3	2015	2015Q3	2015Q4	2016Q1	2016Q2	2016Q3
Grenada	328	....	....	....	....	....	....	0.0	0.0 r	0.0 r	0.0 r	0.0 r	0.0 r
Guatemala	258	....	....	....	....	....	....	0.6	0.2 r	0.2 r	0.1 r	0.2 r	0.2 r
Guyana	336	0.0 e	0.0 e	0.0 e	0.0 e	0.0 e	0.0 e	0.0	0.0 r	0.0 r	0.0 r	0.0 r	0.0 r
Haiti	263	0.0	0.0 r	0.0 r	0.0 r	0.0 r	0.0 r	0.0	0.0 r	0.0 r	0.0 r	0.0 r	0.0 r
Honduras	268	0.0 e	0.0 e	0.0 e	0.0 e	0.0 e	0.0 e	0.2	0.1 r	0.1 r	0.1 r	0.1 r	0.1 r
Mexico	273	3.4	0.9 r	0.8 r	0.8 r	0.8 r	0.7 r	11.5	2.9 r	2.9 r	2.9 r	2.9 r	2.9 r
Nicaragua	278	0.0	0.0 r	0.0 r	0.0 r	0.0 r	0.0 r	0.1	0.0 r	0.0 r	0.0 r	0.0 r	0.0 r
Panama	283	0.0	0.0 r	0.0 r	0.0 r	0.0 r	0.0 r	0.0	0.0 r	0.0 r	0.0 r	0.0 r	0.0 r
Paraguay	288	....	....	....	....	....	....	0.0	0.0 r	0.0 r	0.0 r	0.0 r	0.0 r
Peru	293	0.0	0.0 r	0.0 r	0.0 r	0.0 r	0.0 r	1.0	0.3 r	0.2 r	0.2 r	0.3 r	0.3 r
St. Kitts and Nevis	361	0.2	0.0 r	0.0 r	0.0 r	0.0 r	0.0 r	0.0	0.0 r	0.0 r	0.0 r	0.0 r	0.0 r
St. Lucia	362	....	....	....	....	....	....	0.0 e	0.0 e	0.0 e	0.0 e	0.0 e	0.0 e
Suriname	366	0.1	0.0 r	0.0 r	0.0 r	0.0 r	0.0 r	0.0	0.0 r	0.0 r	0.0 r	0.0 r	0.0 r
Trinidad and Tobago	369	....	....	....	....	....	....	0.0	0.0 r	0.0 r	0.0 r	0.0 r	0.0 r
Uruguay	298	....	....	....	....	....	....	0.0	0.0 r	0.0 r	0.0 r	0.0 r	0.0 r
Venezuela, Rep. Bol.	299	....	....	....	....	....	....	0.0	0.0 r	0.0 r	0.0 r	0.0 r	0.0 r
Western Hem. n.s.	399	....	....	....	....	....	....	0.0	0.0 r	0.0 r	0.0 r	0.0 r	0.0 r
<b>Other Countries n.i.e</b>	910	....	....	....	....	....	....	<b>8.5</b>	<b>2.2</b>	<b>2.1</b>	<b>1.9</b>	<b>2.3</b>	<b>2.2</b>
Cuba	928	....	....	....	....	....	....	8.2	2.2 r	2.1 r	1.8 r	2.2 r	2.1 r
Korea, Dem. People's Rep.	954	....	....	....	....	....	....	0.3	0.1 r	0.1 r	0.1 r	0.1 r	0.1 r
<b>Countries &amp; Areas n.s.</b>	898	....	....	....	....	....	....	<b>19.4</b>	<b>5.1 r</b>	<b>4.9 r</b>	<b>4.3 r</b>	<b>5.2 r</b>	<b>5.1 r</b>
<b>Memorandum Items</b>													
Africa	605	34.5	7.5	7.3	7.1	8.3	7.9	21.9	5.9	5.9	5.2	4.9	5.3
Middle East	405	51.3	12.5	12.6	11.9	14.3	14.1	34.0	7.0	7.2	6.3	7.3	7.4
European Union	998	3,652.2	935.8	907.7	917.5	1,031.9	981.2	5,470.4	1,389.0	1,384.4	1,280.2	1,501.7	1,449.0
Export earnings: fuel	080	104.9	23.8	34.8	26.9	24.9	24.1	564.4	124.1	54.8	56.9	49.9	48.2
Export earnings: nonfuel	092	4,731.2	1,209.0	1,162.3	1,140.2	1,307.0	1,291.3	8,431.0	2,190.8	2,149.1	1,962.8	2,263.3	2,293.2

# Botswana (616)

In Millions of U.S. Dollars

		Exports (FOB)						Imports (CIF)					
		2015	2015Q3	2015Q4	2016Q1	2016Q2	2016Q3	2015	2015Q3	2015Q4	2016Q1	2016Q2	2016Q3
IFS World		....	....	....	....	....	....	7,236.2	1,766.8	1,590.6	1,449.0	1,570.8	1,499.7
World	001	6,319.7	1,402.3	1,178.0	1,637.1	2,103.2	1,968.1	7,630.5	1,867.9	1,636.0	1,631.4	1,680.5	1,747.9
Advanced Economies	110	3,213.8	752.5	637.9	947.3	1,185.1	1,007.4	1,198.7	294.7	228.8	271.3	284.9	285.1
Euro Area	163	1,350.8	268.8	268.6	385.9	552.0	498.5	343.5	84.6	106.0	88.7	94.0	128.8
Austria	122	0.0	0.0 r	0.0 r	0.0 r	0.0 r	0.0 r	1.1	0.1 r	0.1 r	0.2 r	0.3 r	0.1 r
Belgium	124	1,252.9	240.4 r	257.6 r	340.7 r	464.7 r	431.3 r	210.0	47.0 r	76.2 r	46.2 r	61.7 r	63.5 r
Cyprus	423	0.8	0.3 r	....	0.1 r	0.1 r	0.2 r	2.0	0.3 r	0.8 r	0.5 r	0.2 r	0.8 r
Estonia	939	....	....	....	....	....	....	0.0	....	0.0 r	....	....	....
Finland	172	60.6	13.5 r	....	37.1 r	77.4 r	57.5 r	1.8	0.0 r	0.0 r	0.0 r	0.0 r	0.1 r
France	132	2.7	1.3 r	1.1 r	0.2 r	0.1 r	0.1 r	17.9	3.9 r	4.0 r	14.0 r	2.1 r	30.5 r
Germany	134	0.3	0.1 r	0.1 r	0.0 r	0.1 r	0.1 r	87.3	28.2 r	15.4 r	20.6 r	22.4 r	23.7 r
Greece	174	5.1	1.1 r	2.6 r	1.4 r	1.5 r	2.1 r	0.2	0.1 r	0.0 r	0.1 r	0.0 r	0.0 r
Ireland	178	0.0	0.0 r	0.0 r	0.0 r	0.0 r	0.0 r	3.8	0.8 r	1.9 r	0.2 r	0.3 r	0.7 r
Italy	136	11.8	3.7 r	4.1 r	1.8 r	3.0 r	2.6 r	5.3	0.5 r	1.6 r	1.9 r	1.6 r	1.5 r
Latvia	941	....	....	....	....	....	....	0.0	0.0 r	0.0 r	0.0 r	0.0 r	0.0 r
Lithuania	946	....	....	....	....	....	....	1.7	0.4 r	0.4 r	0.4 r	0.4 r	0.4 r
Luxembourg	137	....	....	....	....	....	....	0.8	0.0 r	0.6 r	....	0.1 r	0.1 r
Malta	181	0.4	0.1 r	0.2 r	0.1 r	0.1 r	....	0.0	0.0 r	0.0 r	0.0 r	0.0 r	0.0 r
Netherlands	138	15.5	8.1 r	2.8 r	4.2 r	4.6 r	4.4 r	8.4	2.7 r	3.5 r	0.7 r	1.1 r	4.2 r
Portugal	182	0.0	0.0 r	....	0.0 r	....	0.0 r	0.1	0.0 r	0.0 r	0.0 r	0.0 r	0.2 r
Slovak Republic	936	0.0	....	0.0 r	....	0.0 r	....	0.0	0.0 r	0.0 r	0.0 r	0.0 r	0.0 r
Slovenia	961	....	....	....	....	....	....	0.0	....	0.0 r	0.0 r	0.0 r	0.0 r
Spain	184	0.8	0.2 r	0.1 r	0.2 r	0.2 r	0.2 r	3.0	0.7 r	1.4 r	3.9 r	3.8 r	3.1 r
Australia	193	6.2	2.0 r	0.1 r	0.2 r	0.3 r	0.0 r	15.3	2.1 r	5.3 r	0.1 r	0.3 r	0.6 r
Canada	156	397.2	87.6 r	137.5 r	24.4 r	24.5 r	24.4 r	509.6	138.9 r	41.9 r	90.3 r	86.7 r	9.7 r
China,P.R.: Hong Kong	532	117.2	18.2 r	16.0 r	28.5 r	26.8 r	52.7 r	26.9	6.1 r	9.1 r	2.6 r	7.8 r	7.5 r
Czech Republic	935	0.0	0.0 r	....	0.0 r	0.0 r	....	0.3	0.0 r	0.0 r	0.0 r	0.1 r	0.0 r
Denmark	128	0.0	0.0 r	0.0 r	....	0.0 r	0.0 r	1.9	0.6 r	0.3 r	1.0 r	0.1 r	1.4 r
Iceland	176	....	....	....	....	....	....	0.0	0.0 r	0.0 r	0.0 r	0.0 r	0.0 r
Israel	436	380.5	95.1 r	95.1 r	95.1 r	95.1 r	95.1 r	68.8	13.1 r	6.9 r	21.9 r	15.3 r	11.8 r
Japan	158	6.3	0.6 r	0.1 r	4.1 r	3.1 r	5.2 r	40.4	8.6 r	9.0 r	7.9 r	9.4 r	8.4 r
Korea, Republic of	542	0.0	0.0 r	0.0 r	0.0 r	0.0 r	0.0 r	12.4	2.1 r	5.7 r	2.5 r	14.6 r	13.8 r
New Zealand	196	0.1	0.0 r	0.1 r	0.2 r	0.2 r	0.2 r	0.1	0.0 r	0.0 r	0.0 r	0.0 r	0.0 r
Norway	142	258.6	66.2 r	15.4 r	68.1 r	49.0 r	26.2 r	0.0	0.0 r	....	....	0.1 r	0.2 r
Singapore	576	210.1	54.1 r	20.4 r	175.7 r	84.1 r	43.9 r	13.4	0.3 r	0.3 r	7.3 r	2.1 r	0.9 r
Sweden	144	0.0	0.0 r	0.0 r	0.0 r	0.0 r	0.0 r	5.7	0.9 r	1.4 r	1.4 r	3.2 r	2.1 r
Switzerland	146	273.3	107.6 r	40.8 r	124.1 r	130.9 r	130.0 r	15.2	1.8 r	5.2 r	11.7 r	12.1 r	12.0 r
Taiwan Prov.of China	528	0.0 e	0.0 e	0.0 e	....	....	0.0 e	4.3 e	1.3 e	0.9 e	1.6 e	1.2 e	1.0 e
United Kingdom	112	53.7	15.6 r	6.3 r	6.9 r	153.0 r	31.1 r	68.0	18.5 r	17.8 r	13.1 r	9.8 r	66.8 r
United States	111	159.9	36.8 r	37.5 r	34.1 r	66.2 r	100.0 r	72.9	15.9 r	19.1 r	21.0 r	28.2 r	20.2 r
Emerg. & Dev. Economies	200	3,105.9	649.8	540.1	689.8	918.1	960.7	5,960.7	1,458.1	1,303.6	1,265.8	1,293.3	1,365.2
Emerg. & Dev. Asia	505	914.6	129.2	139.9	218.5	312.6	355.7	177.5	42.8	43.2	44.9	44.6	69.4
Bangladesh	513	....	....	....	....	....	....	0.0	0.0 r	0.0 r	0.0 r	0.0 r	0.0 r
Cambodia	522	0.0	0.0 r	0.0 r	0.0 r	0.0 r	0.0 r	0.0	0.0 r	0.0 r	0.0 r	0.0 r	0.0 r
China,P.R.: Mainland	924	38.2	6.6 r	7.7 r	4.5 r	4.8 r	3.1 r	104.0	29.3 r	28.4 r	22.8 r	25.7 r	32.4 r
India	534	784.0	117.7 r	123.0 r	207.5 r	299.3 r	344.2 r	62.7	10.1 r	11.7 r	19.4 r	15.4 r	34.2 r
Indonesia	536	....	....	....	....	....	....	0.2	0.0 r	0.1 r	0.0 r	0.0 r	0.0 r
Malaysia	548	0.0	0.0 r	....	0.0 r	....	....	4.3	1.4 r	1.6 r	1.6 r	1.4 r	0.6 r
Mongolia	948	....	....	....	....	....	....	0.0	0.0 r	0.0 r	0.0 r	0.0 r	0.0 r
Myanmar	518	....	....	....	....	....	....	0.0	0.0 r	0.0 r	0.0 r	0.0 r	0.0 r
Philippines	566	0.0	0.0 r	....	....	....	....	0.1	0.0 r	0.0 r	....	....	....
Samoa	862	0.0 e	0.0 e	0.0 e	0.0 e	0.0 e	0.0 e	....	....	....	....	....	....
Sri Lanka	524	0.0	....	0.0 r	0.0 r	0.0 r	0.0 r	0.3	0.1 r	....	0.0 r	....	....
Thailand	578	70.1	0.3 r	4.8 r	0.8 r	0.0 r	0.2 r	1.4	0.7 r	0.4 r	0.3 r	1.2 r	1.3 r
Vietnam	582	22.2	4.6 r	4.3 r	5.8 r	8.5 r	8.1 r	0.4	0.1 r	0.1 r	0.1 r	0.1 r	0.1 r
Asia n.s.	598	....	....	....	....	....	....	4.0	1.0 r	0.9 r	0.8 r	0.9 r	0.8 r
Europe	170	4.1	0.1	3.6	0.1	0.2	0.2	34.0	6.5	5.2	9.9	8.7	9.8
Emerg. & Dev. Europe	903	0.7	0.1	0.3	0.1	0.2	0.2	4.4	0.5	1.5	1.1	0.7	3.6
Albania	914	0.2	0.0 r	0.0 r	0.1 r	0.1 r	0.1 r	....	....	....	....	....	....
Bosnia and Herzegovina	963	0.0	0.0 r	0.0 r	0.0 r	0.0 r	0.0 r	0.0	0.0 r	0.0 r	0.0 r	0.0 r	0.0 r



# Botswana (616)

In Millions of U.S. Dollars

		Exports (FOB)						Imports (CIF)					
		2015	2015Q3	2015Q4	2016Q1	2016Q2	2016Q3	2015	2015Q3	2015Q4	2016Q1	2016Q2	2016Q3
Bulgaria	918	....	....	....	....	0.0 r	....	0.0	0.0 r	0.0 r	0.0 r	0.0 r	0.0 r
Croatia	960	0.0	....	....	....	....	....	0.1	0.0 r	....	....	....	....
Hungary	944	0.2	0.0 r	0.1 r	....	0.0 r	0.0 r	0.1	0.0 r	0.0 r	0.0 r	0.0 r	0.0 r
Macedonia, FYR	962	....	....	....	....	....	....	0.0	0.0 r	0.0 r	0.0 r	0.0 r	0.0 r
Montenegro	943	0.0 e	....	0.0 e	....	....	....	....	....	....	....	....	....
Poland	964	0.1	....	0.0 r	0.1 r	0.1 r	0.1 r	0.6	0.2 r	0.1 r	0.2 r	0.3 r	1.4 r
Romania	968	0.1	....	0.1 r	....	....	0.0 r	0.0	....	....	0.0 r	0.0 r	0.0 r
Serbia, Republic of	942	....	....	....	....	....	....	1.9	0.1 r	1.2 r	0.0 r	....	0.2 r
Turkey	186	0.2	0.0 r	0.0 r	0.0 r	0.0 r	0.0 r	1.8	0.2 r	0.1 r	0.9 r	0.4 r	2.0 r
<b>CIS</b>	<b>901</b>	<b>3.4</b>	<b>....</b>	<b>3.4</b>	<b>....</b>	<b>0.0</b>	<b>....</b>	<b>29.5</b>	<b>6.0</b>	<b>3.7</b>	<b>8.7</b>	<b>8.0</b>	<b>6.2</b>
Belarus	913	....	....	....	....	....	....	0.0	....	0.0 r	....	....	0.0 r
Georgia	915	....	....	....	....	....	....	0.0	0.0 r	0.0 r	0.0 r	0.0 r	0.0 r
Kazakhstan	916	....	....	....	....	....	....	0.0	0.0 r	0.0 r	0.0 r	0.0 r	0.0 r
Russian Federation	922	3.4	....	3.4 r	....	0.0 r	....	29.4	5.9 r	3.7 r	8.7 r	8.0 r	6.2 r
Ukraine	926	0.0	....	....	....	....	....	0.0	0.0 r	0.0 r	0.0 r	0.0 r	0.0 r
Europe n.s.	884	....	....	....	....	....	....	0.1	0.0 r	0.0 r	0.0 r	0.0 r	0.0 r
<b>Mid East, N Africa, Pak</b>	<b>440</b>	<b>338.7</b>	<b>70.2</b>	<b>65.5</b>	<b>87.6</b>	<b>129.4</b>	<b>123.8</b>	<b>36.5</b>	<b>8.9</b>	<b>8.0</b>	<b>7.4</b>	<b>8.0</b>	<b>7.6</b>
Algeria	612	....	....	....	....	....	....	0.0	0.0 r	0.0 r	0.0 r	0.0 r	0.0 r
Bahrain, Kingdom of	419	....	....	....	....	....	....	0.0	0.0 r	0.0 r	0.0 r	0.0 r	0.0 r
Djibouti	611	0.2	0.0 r	0.0 r	0.0 r	0.1 r	0.1 r	0.0	0.0 r	0.0 r	0.0 r	0.0 r	0.0 r
Egypt	469	0.0	....	....	....	....	....	0.0	....	0.0 r	....	....	....
Iran, I.R. of	429	0.2	0.0 r	0.0 r	0.0 r	0.1 r	0.1 r	0.0	0.0 r	0.0 r	0.0 r	0.0 r	0.0 r
Iraq	433	0.0	0.0 r	0.0 r	0.0 r	0.0 r	0.0 r	....	....	....	....	....	....
Jordan	439	....	....	....	....	....	....	0.0	0.0 r	0.0 r	0.0 r	0.0 r	0.0 r
Kuwait	443	....	....	....	....	....	....	0.0	0.0 r	0.0 r	0.0 r	0.0 r	0.0 r
Lebanon	446	0.0	0.0 r	0.0 r	0.0 r	0.0 r	0.0 r	0.0	0.0 r	0.0 r	0.0 r	0.0 r	0.0 r
Mauritania	682	0.0	0.0 r	0.0 r	0.0 r	0.0 r	0.0 r	0.0	0.0 r	0.0 r	0.0 r	0.0 r	0.0 r
Morocco	686	0.0	0.0 r	0.0 r	0.0 r	0.0 r	0.0 r	0.0	0.0 r	0.0 r	0.0 r	0.0 r	0.0 r
Oman	449	....	....	....	....	....	....	0.1	0.0 r	0.0 r	0.0 r	0.0 r	0.0 r
Pakistan	564	0.2	0.0 r	0.0 r	0.0 r	0.0 r	0.0 r	2.5	0.6 r	0.6 r	0.6 r	0.6 r	0.6 r
Qatar	453	0.0	0.0 r	0.0 r	0.0 r	0.0 r	0.0 r	0.3	0.1 r	0.1 r	0.1 r	0.1 r	0.1 r
Saudi Arabia	456	0.0	0.0 r	0.0 r	0.0 r	0.0 r	0.0 r	0.0	0.0 r	0.0 r	0.0 r	0.0 r	0.0 r
Sudan	732	0.0	0.0 r	0.0 r	0.0 r	0.0 r	0.0 r	0.0	0.0 r	0.0 r	0.0 r	0.0 r	0.0 r
Syrian Arab Republic	463	0.0	0.0 r	0.0 r	0.0 r	0.0 r	0.0 r	0.0	0.0 r	0.0 r	0.0 r	0.0 r	0.0 r
Tunisia	744	....	....	....	....	....	....	0.0	0.0 r	0.0 r	0.0 r	0.0 r	0.0 r
United Arab Emirates	466	338.1	70.1 r	65.4 r	87.5 r	129.2 r	123.7 r	33.5	8.2 r	7.4 r	6.7 r	7.3 r	6.9 r
Yemen, Republic of	474	....	....	....	....	....	....	0.0	0.0 r	0.0 r	0.0 r	0.0 r	0.0 r
<b>Sub-Saharan Africa</b>	<b>603</b>	<b>1,847.9</b>	<b>450.1</b>	<b>330.9</b>	<b>383.4</b>	<b>475.8</b>	<b>480.8</b>	<b>5,706.6</b>	<b>1,398.9</b>	<b>1,245.7</b>	<b>1,203.1</b>	<b>1,231.3</b>	<b>1,274.3</b>
Angola	614	2.5	0.5 r	0.5 r	0.6 r	1.0 r	0.9 r	0.1	0.0 r	0.0 r	0.0 r	0.0 r	0.0 r
Burkina Faso	748	0.0	0.0 r	0.0 r	0.0 r	0.0 r	0.0 r	....	....	....	....	....	....
Burundi	618	0.0	0.0 r	0.0 r	0.0 r	0.0 r	0.0 r	0.0	0.0 r	0.0 r	0.0 r	0.0 r	0.0 r
Cameroon	622	0.0	0.0 r	0.0 r	0.0 r	0.0 r	0.0 r	0.0	0.0 r	0.0 r	0.0 r	0.0 r	0.0 r
Central African Rep.	626	....	....	....	....	....	....	0.0	0.0 r	0.0 r	0.0 r	0.0 r	0.0 r
Congo, Dem. Rep. of	636	3.5	0.7 r	0.7 r	0.9 r	1.4 r	1.3 r	0.0	0.0 r	0.0 r	0.0 r	0.0 r	0.0 r
Congo, Republic of	634	0.0	0.0 r	0.0 r	0.0 r	0.0 r	0.0 r	0.0	0.0 r	0.0 r	0.0 r	0.0 r	0.0 r
Côte d'Ivoire	662	0.0	0.0 r	0.0 r	0.0 r	0.0 r	0.0 r	0.0	0.0 r	0.0 r	0.0 r	0.0 r	0.0 r
Eritrea	643	0.1	0.0 r	0.0 r	0.0 r	0.0 r	0.0 r	0.0	0.0 r	0.0 r	0.0 r	0.0 r	0.0 r
Ethiopia	644	0.0	0.0 r	0.0 r	0.0 r	0.0 r	0.0 r	0.0	0.0 r	0.0 r	0.0 r	0.0 r	0.0 r
Gabon	646	....	....	....	....	....	....	0.0	0.0 r	0.0 r	0.0 r	0.0 r	0.0 r
Gambia, The	648	0.0	0.0 r	0.0 r	0.0 r	0.0 r	0.0 r	0.0	0.0 r	0.0 r	0.0 r	0.0 r	0.0 r
Ghana	652	0.0	0.0 r	0.0 r	0.0 r	0.0 r	0.0 r	0.1	0.0 r	0.0 r	0.0 r	0.0 r	0.0 r
Kenya	664	0.2	0.1 r	0.0 r	0.1 r	0.1 r	0.1 r	1.1	0.3 r	0.2 r	0.2 r	0.3 r	0.3 r
Lesotho	666	0.2	0.0 r	0.0 r	0.1 r	0.1 r	0.1 r	0.2	0.0 r	0.0 r	0.0 r	0.0 r	0.0 r
Liberia	668	0.4	0.1 r	0.1 r	0.1 r	0.1 r	0.1 r	0.0	0.0 r	0.0 r	0.0 r	0.0 r	0.0 r
Madagascar	674	0.0	0.0 r	0.0 r	0.0 r	0.0 r	0.0 r	0.0	0.0 r	0.0 r	0.0 r	0.0 r	0.0 r
Malawi	676	1.6	0.3 r	0.3 r	0.4 r	0.6 r	0.6 r	0.9	0.2 r	0.2 r	0.3 r	0.3 r	0.4 r
Mali	678	0.1	0.0 r	0.0 r	0.0 r	0.0 r	0.0 r	0.0	0.0 r	0.0 r	0.0 r	0.0 r	0.0 r
Mauritius	684	0.1	0.0 r	0.0 r	0.0 r	0.0 r	0.0 r	3.5	1.0 r	0.1 r	....	....	....
Mozambique	688	2.8	0.6 r	0.5 r	0.7 r	1.1 r	1.0 r	44.7	10.9 r	9.8 r	9.0 r	9.7 r	9.3 r
Namibia	728	745.4	154.6 r	144.2 r	192.9 r	284.9 r	272.6 r	1,123.1	274.2 r	246.9 r	224.9 r	243.8 r	232.8 r

# Botswana (616)

In Millions of U.S. Dollars

		Exports (FOB)						Imports (CIF)					
		2015	2015Q3	2015Q4	2016Q1	2016Q2	2016Q3	2015	2015Q3	2015Q4	2016Q1	2016Q2	2016Q3
Niger	692	....	....	....	....	....	....	0.0	0.0 r	0.0 r	0.0 r	0.0 r	0.0 r
Nigeria	694	0.1	0.0 r	0.0 r	0.0 r	0.0 r	0.0 r	0.3	0.1 r	0.1 r	0.1 r	0.1 r	0.1 r
Rwanda	714	0.0	0.0 r	0.0 r	0.0 r	0.0 r	0.0 r	0.0	0.0 r	0.0 r	0.0 r	0.0 r	0.0 r
Senegal	722	0.0	0.0 r	0.0 r	0.0 r	0.0 r	0.0 r	0.0	0.0 r	....	....	....	....
Seychelles	718	0.0	0.0 r	0.0 r	0.0 r	0.0 r	0.0 r	0.1	0.0 r	0.0 r	0.0 r	0.0 r	0.0 r
Sierra Leone	724	....	....	....	....	....	....	0.1	0.0 r	0.0 r	0.0 r	0.0 r	0.0 r
South Africa	199	987.5	271.0 r	164.5 r	164.7 r	155.8 r	170.6 r	4,455.3	1,095.7 r	971.2 r	953.9 r	963.1 r	1,018.3 r
Swaziland	734	1.0	0.2 r	0.2 r	0.3 r	0.4 r	0.4 r	7.2	1.8 r	1.6 r	1.4 r	1.6 r	1.5 r
Tanzania	738	1.5	0.3 r	0.3 r	0.4 r	0.6 r	0.5 r	0.4	0.1 r	0.1 r	0.1 r	0.1 r	0.1 r
Togo	742	0.2	0.1 r	0.1 r	0.1 r	0.1 r	0.1 r	....	....	....	....	....	....
Uganda	746	0.1	0.0 r	0.0 r	0.0 r	0.0 r	0.0 r	1.6	0.4 r	0.4 r	0.4 r	0.4 r	0.4 r
Zambia	754	43.9	10.6 r	9.1 r	8.0 r	8.2 r	11.4 r	37.0	6.2 r	7.7 r	6.2 r	4.9 r	4.7 r
Zimbabwe	698	56.7	11.0 r	10.2 r	14.0 r	21.4 r	21.0 r	31.0	8.1 r	7.3 r	6.5 r	6.9 r	6.5 r
<b>Western Hemisphere</b>	<b>205</b>	<b>0.5</b>	<b>0.1</b>	<b>0.1</b>	<b>0.1</b>	<b>0.1</b>	<b>0.1</b>	<b>5.9</b>	<b>0.9</b>	<b>1.4</b>	<b>0.4</b>	<b>0.7</b>	<b>4.0</b>
Anguilla	312	0.5 e	0.1 e	0.1 e	0.1 e	0.1 e	0.1 e	....	....	....	....	....	....
Antigua and Barbuda	311	0.0	0.0 r	0.0 r	0.0 r	0.0 r	0.0 r	....	....	....	....	....	....
Argentina	213	....	....	....	....	....	....	0.0	0.0 r	0.0 r	0.0 r	0.0 r	0.0 r
Aruba	314	....	....	....	....	....	....	0.0	0.0 r	0.0 r	0.0 r	0.0 r	0.0 r
Bahamas, The	313	....	....	....	....	....	....	0.0	0.0 r	0.0 r	0.0 r	0.0 r	0.0 r
Barbados	316	....	....	....	....	....	....	0.0	0.0 r	0.0 r	0.0 r	0.0 r	0.0 r
Belize	339	0.0	0.0 r	0.0 r	0.0 r	0.0 r	0.0 r	0.0	0.0 r	0.0 r	0.0 r	0.0 r	0.0 r
Bermuda	319	0.0	0.0 r	0.0 r	0.0 r	0.0 r	0.0 r	....	....	....	....	....	....
Brazil	223	0.0	0.0 r	....	0.0 r	0.0 r	....	4.9	0.6 r	1.2 r	0.2 r	0.5 r	3.8 r
Chile	228	....	....	....	....	....	....	0.0	0.0 r	0.0 r	0.0 r	0.0 r	0.1 r
Colombia	233	....	....	....	....	....	....	0.0	0.0 r	0.0 r	0.0 r	0.0 r	0.0 r
Costa Rica	238	....	....	....	....	....	....	0.1	0.0 r	0.0 r	0.0 r	0.0 r	0.0 r
Curacao	354	....	....	....	....	....	....	0.0	0.0 r	0.0 r	0.0 r	0.0 r	0.0 r
Ecuador	248	....	....	....	....	....	....	0.1	....	....	....	....	....
Grenada	328	0.0	0.0 r	0.0 r	0.0 r	0.0 r	0.0 r	0.0	0.0 r	0.0 r	0.0 r	0.0 r	0.0 r
Guatemala	258	....	....	....	....	....	....	0.2	0.0 r	0.0 r	0.0 r	0.0 r	0.0 r
Honduras	268	....	....	....	....	....	....	0.0	0.0 r	0.0 r	0.0 r	0.0 r	0.0 r
Jamaica	343	....	....	....	....	....	....	0.0	0.0 r	0.0 r	0.0 r	0.0 r	0.0 r
Mexico	273	0.1	0.0 r	0.0 r	0.0 r	0.0 r	0.0 r	0.2	0.1 r	0.1 r	0.1 r	0.1 r	0.1 r
Nicaragua	278	....	....	....	....	....	....	0.0	0.0 r	0.0 r	0.0 r	0.0 r	0.0 r
Panama	283	....	....	....	....	....	....	0.1	0.0 r	0.0 r	0.0 r	0.0 r	0.0 r
Peru	293	....	....	....	....	....	....	0.0	0.0 r	0.0 r	0.0 r	0.0 r	0.0 r
St. Kitts and Nevis	361	....	....	....	....	....	....	0.0	0.0 r	0.0 r	0.0 r	0.0 r	0.0 r
St. Vincent & Grens.	364	....	....	....	....	....	....	0.1	0.0 r	0.0 r	0.0 r	0.0 r	0.0 r
Suriname	366	....	....	....	....	....	....	0.0	0.0 r	0.0 r	0.0 r	0.0 r	0.0 r
Trinidad and Tobago	369	....	....	....	....	....	....	0.0	0.0 r	0.0 r	0.0 r	0.0 r	0.0 r
Uruguay	298	....	....	....	....	....	....	0.1	0.1 r	....	....	....	....
Venezuela, Rep. Bol.	299	....	....	....	....	....	....	0.0	0.0 r	0.0 r	0.0 r	0.0 r	0.0 r
Western Hem. n.s.	399	....	....	....	....	....	....	0.0	0.0 r	0.0 r	0.0 r	0.0 r	0.0 r
<b>Other Countries n.i.e</b>	<b>910</b>	<b>....</b>	<b>....</b>	<b>....</b>	<b>....</b>	<b>....</b>	<b>....</b>	<b>0.4</b>	<b>0.1</b>	<b>0.1</b>	<b>0.1</b>	<b>0.1</b>	<b>0.1</b>
Korea, Dem. People's Rep.	954	....	....	....	....	....	....	0.4	0.1 r	0.1 r	0.1 r	0.1 r	0.1 r
<b>Countries &amp; Areas n.s.</b>	<b>898</b>	<b>....</b>	<b>....</b>	<b>....</b>	<b>....</b>	<b>....</b>	<b>....</b>	<b>470.8</b>	<b>114.9 r</b>	<b>103.5 r</b>	<b>94.3 r</b>	<b>102.2 r</b>	<b>97.6 r</b>
<b>Memorandum Items</b>													
Africa	605	1,848.1	450.1	330.9	383.4	475.9	480.9	5,706.7	1,399.0	1,245.7	1,203.1	1,231.3	1,274.3
Middle East	405	338.3	70.1	65.5	87.6	129.3	123.7	34.0	8.3	7.5	6.8	7.4	7.0
European Union	998	1,404.7	284.4	275.1	392.8	705.0	529.8	420.1	104.8	125.7	104.4	107.5	200.7
Export earnings: fuel	080	344.3	70.7	69.3	88.2	130.3	124.7	63.9	14.3	11.2	15.6	15.5	13.3
Export earnings: nonfuel	092	5,975.4	1,331.6	1,108.7	1,548.9	1,972.9	1,843.4	7,566.6	1,853.6	1,624.8	1,615.8	1,665.1	1,734.6

# Brazil (223)

In Millions of U.S. Dollars

		Exports (FOB)						Imports (FOB)					
		2015	2015Q3	2015Q4	2016Q1	2016Q2	2016Q3	2015	2015Q3	2015Q4	2016Q1	2016Q2	2016Q3
IFS World		191,134.3	50,166.6	46,638.6	40,587.2	49,688.8	49,121.6	171,461.4	42,147.1	37,205.8	32,187.0	34,417.3	36,588.7
World	001	191,134.1	50,166.6	46,638.6	40,192.4	49,400.5	49,095.2	171,456.3	42,143.8	37,205.0	31,864.1	34,166.9	36,564.3
Advanced Economies	110	76,834.9	19,154.4	19,815.0	16,658.0	19,029.9	20,180.4	83,470.8	20,417.6	18,088.2	16,435.0	19,006.7	19,224.1
Euro Area	163	29,031.0	7,404.0	7,119.7	6,364.1	7,387.6	8,155.7	30,326.0	7,485.7	6,705.7	6,100.7	6,363.7	6,919.0
Austria	122	139.1	27.3	42.6	10.4	13.4	27.9	901.0	251.1	161.5	154.2	92.7 r	307.0
Belgium	124	2,989.7	794.7	700.6	799.3	675.6	895.3	1,622.8	393.8	387.2	334.4	363.9 r	378.2
Cyprus	423	9.3	1.9	2.4	11.3	2.7	2.6	1.1	0.2	0.1	0.1	0.1 r	0.0
Estonia	939	32.8	5.8	4.2	4.3	8.7	32.6	22.7	5.3	5.1	4.0	5.5 r	8.5
Finland	172	269.3	57.5	54.1	89.9	70.8	65.0	561.3	141.1	131.9	180.2	121.4 r	187.4
France	132	2,270.2	564.5	446.7	483.7	641.9	703.7	4,463.5	1,163.2	1,116.0	911.6	936.5 r	1,044.1
Germany	134	5,178.9	1,099.0	1,228.7	1,014.0	1,324.8	1,271.1	10,378.9	2,512.9	2,319.8	2,128.8	2,494.8 r	2,351.3
Greece	174	117.0	28.5	34.3	25.1	30.2	30.6	48.3	7.7	5.9	4.8	22.8 r	67.6
Ireland	178	383.4	135.5	161.8	68.6	32.8	57.5	521.9	118.4	128.4	118.1	89.1 r	120.2
Italy	136	3,270.2	800.4	852.3	781.4	924.9	823.8	4,685.0	1,175.9	953.1	892.4	934.2 r	983.3
Latvia	941	26.7	5.8	3.5	1.7	14.2	1.8	31.9	2.1	2.5	2.1	1.1 r	2.4
Lithuania	946	52.1	23.7	13.8	9.2	14.3	3.2	19.9	7.6	6.5	3.1	6.0 r	4.8
Luxembourg	137	36.4	11.4	18.8	2.8	2.5	1.9	88.8	16.3	9.6	100.3	4.6 r	9.7
Malta	181	15.4	4.3	4.3	5.2	2.6	2.6	20.4	5.6	2.7	1.9	1.7 r	22.5
Netherlands	138	10,044.5	2,721.2	2,567.4	2,223.2	2,508.1	3,159.6	2,469.0	407.5	609.6	465.7	417.2 r	486.8
Portugal	182	822.2	232.7	168.2	157.6	205.5	135.9	809.4	227.5	176.4	149.4	132.0 r	158.3
Slovak Republic	936	21.3	5.0	4.8	4.2	8.1	5.4	118.6	31.2	24.2	26.1	25.8 r	26.5
Slovenia	961	380.8	96.5	91.7	92.6	131.5	126.3	62.6	14.9	12.3	13.7	12.5 r	15.7
Spain	184	2,971.7	788.2	719.6	579.8	775.0	808.8	3,499.0	1,003.8	653.0	609.9	701.7 r	744.7
Australia	193	400.3	90.1	105.7	81.5	119.8	112.1	1,052.9	219.5	190.8	220.9	193.4 r	216.4
Canada	156	2,362.5	579.6	741.6	486.1	585.2	716.1	2,422.2	686.9	568.5	527.4	364.8 r	469.1
China,P.R.: Hong Kong	532	2,108.0	379.4	565.6	606.4	583.0	540.4	618.0	157.3	109.5	104.3	89.7 r	116.3
China,P.R.: Macao	546	0.5	0.1	0.2	0.1	0.0	0.1	4.9	1.0	0.7	0.9	0.3 r	0.4
Czech Republic	935	26.1	5.7	4.4	5.8	12.2	10.9	432.7	106.0	89.4	105.4	119.1 r	117.0
Denmark	128	321.9	69.9	72.4	55.3	55.5	56.5	667.6	165.7	189.3	156.1	131.1 r	156.3
Iceland	176	292.9	60.5	46.0	32.3	27.8	9.6	17.1	3.0	2.2	4.3	6.9 r	5.6
Israel	436	380.8	114.9	81.6	103.8	118.3	124.9	895.8	251.7	161.0	110.0	141.7 r	245.9
Japan	158	4,845.0	1,144.3	1,468.7	1,283.3	1,090.2	1,126.6	4,877.2	1,208.8	1,024.7	843.8	805.6 r	957.7
Korea, Republic of	542	3,122.2	770.1	981.4	791.7	677.3	834.2	5,420.3	1,272.9	963.4	948.0	2,596.0 r	1,385.7
New Zealand	196	64.2	17.7	17.4	19.4	17.3	35.3	55.9	16.1	11.9	10.6	17.1 r	15.5
Norway	142	679.0	185.6	141.9	177.7	217.6	153.3	776.5	211.9	125.7	218.7	117.1 r	103.9
Singapore	576	2,045.4	409.3	279.5	281.9	307.9	327.9	631.8	148.3	95.4	134.4	100.5 r	106.4
Sweden	144	503.5	110.7	131.7	134.5	117.5	133.4	1,152.4	307.5	236.5	220.7	240.7 r	257.9
Switzerland	146	1,945.0	409.8	986.8	170.9	1,034.0	216.9	2,366.9	675.6	467.5	357.3	635.7 r	550.8
Taiwan Prov.of China	528	1,574.8	431.5	452.6	316.9	320.2	433.1	2,193.4	530.3	373.4	394.7	380.0 r	421.6
United Kingdom	112	2,916.1	643.8	720.1	670.7	703.5	765.8	2,799.6	822.5	652.7	560.5	715.7 r	599.0
United States	111	24,216.0	6,327.3	5,897.7	5,075.5	5,655.1	6,427.6	26,759.8	6,146.9	6,119.9	5,416.2	5,987.5 r	6,579.6
Emerg. & Dev. Economies	200	111,356.2	30,241.6	26,204.8	23,067.8	29,850.5	28,360.5	87,240.6	21,511.2	18,948.8	15,333.3	15,119.0	17,272.1
Emerg. & Dev. Asia	505	49,193.6	13,575.3	10,826.3	9,718.8	15,476.2	12,011.8	41,947.9	10,945.1	8,066.1	7,661.6	6,560.4	8,231.6
American Samoa	859	0.0	....	0.0	0.0	0.0	....	0.0	0.0	....	0.0	....	0.0
Bangladesh	513	1,147.4	256.4	299.8	248.8	228.3	356.3	211.7	50.0	36.9	44.4	22.5 r	24.3
Bhutan	514	0.0	....	0.0	0.1	....	....	0.1	0.0	0.0	0.0	0.0 r	....
Brunei Darussalam	516	1.3	0.1	0.7	0.0	0.3	0.1	0.6	0.1	0.1	0.1	0.0 r	0.1
Cambodia	522	3.5	1.2	1.1	0.9	1.2	1.2	40.0	11.4	6.0	5.5	5.6 r	6.7
China,P.R.: Mainland	924	35,607.5	10,426.0	6,706.1	6,965.5	12,804.6	8,508.4	30,719.1	8,210.2	5,788.9	5,945.3	5,093.6 r	5,978.9
Fiji	819	1.0	0.2	0.3	0.1	0.4	0.4	0.0	....	0.0	0.1	....	0.0
F.T. French Polynesia	887	1.0	0.2	0.2	0.3	0.1	0.4	0.0	0.0	0.0	....	....	0.0
F.T. New Caledonia	839	6.3	1.7	1.5	0.9	1.7	1.6	0.5	0.0	0.0	0.0	0.0 r	0.0
Guam	829	0.1	0.1	0.0	0.1	0.1	0.0	....	....	....	....	....	....
India	534	3,617.4	898.6	1,025.8	440.5	590.7	842.7	4,289.5	956.3	910.1	329.4	222.5 r	690.2
Indonesia	536	2,180.8	388.7	728.1	504.8	501.6	666.7	1,374.9	356.8	290.2	296.3	259.9 r	332.3
Kiribati	826	0.0	....	....	0.0	....	0.1	....	....	....	....	0.0 r	0.0
Lao People's Dem.Rep	544	0.2	0.0	0.0	0.0	0.1	0.1	0.4	0.0	0.1	0.0	0.2 r	0.2
Malaysia	548	1,829.7	327.2	562.6	529.3	363.6	482.4	1,537.3	389.1	297.5	291.4	286.2 r	312.7
Maldives	556	12.4	3.8	2.6	3.1	3.9	4.1	0.0	0.0	0.0	....	0.0 r	0.0
Mongolia	948	1.2	0.3	0.4	0.0	0.4	0.8	0.1	0.0	0.1	0.0	0.0 r	0.0

# Brazil (223)

In Millions of U.S. Dollars

		Exports (FOB)						Imports (FOB)					
		2015	2015Q3	2015Q4	2016Q1	2016Q2	2016Q3	2015	2015Q3	2015Q4	2016Q1	2016Q2	2016Q3
Myanmar	518	40.1	7.2	13.4	41.0	32.3	73.6	2.1	0.8	0.5	0.6	0.2 r	0.4
Nauru	836	....	....	....	....	....	0.0	0.0	0.0	....	....	0.0 r	....
Nepal	558	0.8	0.1	0.5	0.1	0.8	0.2	0.6	0.2	0.0	0.1	0.1 r	0.1
Palau	565	....	....	....	....	....	1.1	0.0	0.0	0.0	0.0	0.0 r	....
Papua New Guinea	853	3.3	0.8	0.8	0.2	1.0	0.7	0.0	....	....	....	....	0.0
Philippines	566	728.6	233.1	244.3	84.3	111.3	113.6	254.5	62.4	51.6	42.1	47.4 r	51.3
Samoa	862	0.4	0.2	0.1	0.1	0.2	0.2	1.9	1.1	0.2	0.0	0.0 r	0.1
Solomon Islands	813	0.3	0.1	0.1	0.0	0.0	0.0	....	....	....	....	....	....
Sri Lanka	524	116.8	41.7	16.1	23.6	53.3	63.7	52.0	13.3	9.8	9.6	11.7 r	13.3
Thailand	578	1,749.3	460.1	415.9	385.4	492.5	507.3	1,673.2	416.2	300.0	290.5	308.1 r	386.8
Timor-Leste	537	6.2	1.0	2.0	2.0	2.1	1.0	0.0	0.0	0.0	0.0	....	0.0
Tonga	866	0.9	0.3	0.4	0.6	0.1	0.1	....	....	....	....	....	....
Tuvalu	869	....	....	....	....	0.0	....	0.0	....	....	0.0	....	....
Vanuatu	846	0.2	0.2	0.0	0.0	0.0	0.0	0.0	....	....	....	....	....
Vietnam	582	2,124.3	525.3	793.2	486.3	284.4	384.3	1,788.8	477.1	374.1	406.0	302.1 r	433.8
Asia n.s.	598	12.3	0.8	10.2	0.9	1.1	0.7	0.6	0.1	0.1	0.2	0.1 r	0.2
<b>Europe</b>	<b>170</b>	<b>5,449.6</b>	<b>1,669.4</b>	<b>1,251.3</b>	<b>1,232.1</b>	<b>1,403.8</b>	<b>1,344.4</b>	<b>4,836.8</b>	<b>1,226.1</b>	<b>921.6</b>	<b>782.2</b>	<b>955.4</b>	<b>1,168.4</b>
<b>Emerg. &amp; Dev. Europe</b>	<b>903</b>	<b>2,618.6</b>	<b>849.0</b>	<b>610.9</b>	<b>648.2</b>	<b>673.6</b>	<b>605.2</b>	<b>1,882.3</b>	<b>505.3</b>	<b>331.9</b>	<b>340.5</b>	<b>372.8</b>	<b>426.6</b>
Albania	914	36.6	14.2	10.6	8.0	13.2	8.8	0.7	0.5	0.0	0.2	0.1 r	0.1
Bosnia and Herzegovina	963	0.9	0.2	0.2	0.4	0.1	0.5	5.8	0.4	0.2	0.4	0.3 r	0.6
Bulgaria	918	117.9	42.8	29.6	28.2	25.5	21.2	43.1	11.2	10.7	6.9	15.1 r	19.9
Croatia	960	78.6	32.6	32.8	12.5	17.4	47.3	8.7	1.9	1.0	2.2	0.9 r	1.7
Faroe Islands	816	0.1	....	0.0	....	0.0	....	0.2	0.0	0.0	0.0	0.0 r	0.0
Gibraltar	823	0.1	0.1	0.0	0.0	0.0	0.0	0.1	0.0	0.0	0.0	0.0 r	0.0
Hungary	944	239.1	96.1	45.0	52.0	50.0	48.8	417.3	112.9	67.7	66.4	57.5 r	79.4
Macedonia, FYR	962	17.7	4.7	3.3	3.7	5.8	4.2	9.7	3.3	1.8	0.3	0.5 r	0.7
Montenegro	943	21.5	5.9	8.7	8.1	6.3	4.6	0.2	0.0	0.1	0.0	0.0 r	0.0
Poland	964	495.0	179.5	109.5	97.7	107.6	105.0	529.5	157.2	99.8	116.0	115.1 r	140.5
Romania	968	242.3	73.9	51.7	41.4	62.5	72.7	283.1	76.2	48.6	55.5	69.2 r	74.2
Serbia, Republic of	942	33.2	10.0	5.5	12.3	10.8	8.0	17.3	5.4	4.4	6.0	7.1 r	5.0
Turkey	186	1,335.6	389.0	314.0	383.9	374.2	284.1	566.8	136.2	97.7	86.6	107.0 r	104.5
<b>CIS</b>	<b>901</b>	<b>2,830.8</b>	<b>820.4</b>	<b>640.4</b>	<b>583.8</b>	<b>730.2</b>	<b>739.3</b>	<b>2,954.6</b>	<b>720.7</b>	<b>589.7</b>	<b>441.7</b>	<b>582.6</b>	<b>741.8</b>
Armenia	911	20.9	5.4	5.1	8.6	18.1	7.7	0.1	0.1	0.0	0.0	0.0 r	0.0
Azerbaijan, Rep. of	912	25.9	8.5	4.4	0.3	3.0	5.8	0.2	0.1	0.0	0.0	....	0.0
Belarus	913	12.0	4.0	4.8	3.0	4.9	1.5	514.4	131.1	151.3	64.2	109.4 r	163.9
Georgia	915	194.4	81.3	42.9	54.5	79.7	62.5	12.7	6.1	1.6	0.7	0.2 r	0.1
Kazakhstan	916	8.1	1.9	0.9	0.7	0.8	0.5	139.1	35.9	13.1	14.4	10.2 r	9.9
Kyrgyz Republic	917	2.9	0.3	0.2	0.3	0.3	1.2	0.0	0.0	0.0	....	....	0.1
Moldova	921	2.1	0.6	0.6	0.7	0.5	0.7	1.3	0.3	0.2	0.3	0.6 r	0.3
Russian Federation	922	2,464.4	687.3	561.3	477.9	595.7	628.5	2,220.8	536.8	410.9	348.2	454.2 r	564.3
Tajikistan	923	2.7	0.4	0.4	0.1	0.4	1.7	0.1	0.0	0.0	0.0	0.0 r	....
Turkmenistan	925	2.7	0.4	0.1	0.1	0.3	0.2	0.0	....	....	0.0	....	0.0
Ukraine	926	84.6	29.2	18.0	25.5	25.8	29.1	63.4	10.1	12.6	13.9	7.9 r	3.1
Uzbekistan	927	10.0	1.1	1.8	12.2	0.7	0.0	2.5	0.4	0.0	....	....	0.0
Europe n.s.	884	0.2	....	....	0.0	0.1	....	0.0	0.0	....	0.0	0.0 r	0.0
<b>Mid East, N Africa, Pak</b>	<b>440</b>	<b>14,092.3</b>	<b>3,778.0</b>	<b>3,655.3</b>	<b>3,205.0</b>	<b>3,168.2</b>	<b>4,131.0</b>	<b>7,209.2</b>	<b>1,413.5</b>	<b>2,376.2</b>	<b>1,251.5</b>	<b>1,252.4</b>	<b>1,466.6</b>
Afghanistan, I.R. of	512	6.7	2.0	2.0	1.2	2.3	2.9	0.3	0.0	0.0	0.0	0.0 r	0.0
Algeria	612	993.0	221.7	287.6	249.6	291.9	270.9	1,813.1	278.5	502.7	351.1	418.0 r	597.0
Bahrain, Kingdom of	419	309.1	95.4	44.3	17.3	29.9	84.0	73.5	20.8	19.4	22.0	12.2 r	20.0
Djibouti	611	14.3	4.2	2.2	2.6	4.8	5.0	0.0	0.0	....	....	0.0 r	0.0
Egypt	469	2,056.6	676.4	464.5	520.9	352.4	541.9	108.2	28.8	25.0	8.2	9.3 r	46.0
Iran, I.R. of	429	1,666.2	382.2	523.4	460.4	453.4	817.9	3.3	0.8	0.5	1.6	24.1 r	18.4
Iraq	433	306.6	100.8	67.5	99.2	119.7	96.9	476.8	57.7	261.4	....	32.4 r	82.2
Jordan	439	242.3	66.1	69.1	46.9	50.2	53.0	6.7	1.9	2.6	1.0	1.3 r	2.7
Kuwait	443	239.5	66.9	62.0	52.8	56.1	52.0	430.7	49.7	137.8	78.0	81.0 r	63.8
Lebanon	446	286.8	79.0	95.8	45.7	53.9	92.4	23.8	9.7	6.6	0.2	1.6 r	0.5
Libya	672	147.9	29.0	24.4	20.7	30.5	65.5	0.0	0.0	....	0.0	....	26.8
Mauritania	682	141.7	33.3	52.7	35.7	16.6	33.1	0.1	....	0.0	....	0.0 r	0.0
Morocco	686	494.3	137.6	178.6	97.8	106.1	111.9	739.8	215.5	192.8	84.4	158.0 r	204.4
Oman	449	583.9	158.5	122.0	96.3	142.6	131.3	72.1	4.7	26.0	31.2	34.6 r	15.8

# Brazil (223)

In Millions of U.S. Dollars

		Exports (FOB)						Imports (FOB)					
		2015	2015Q3	2015Q4	2016Q1	2016Q2	2016Q3	2015	2015Q3	2015Q4	2016Q1	2016Q2	2016Q3
Pakistan	564	297.9	98.3	93.0	100.8	158.5	99.0	70.8	17.2	13.8	12.1	10.2 r	11.2
Qatar	453	357.0	82.9	78.2	70.1	52.3	129.4	960.5	242.0	294.0	168.7	144.0 r	58.0
Saudi Arabia	456	2,750.4	741.9	722.9	608.6	634.3	662.8	1,906.6	336.1	794.5	299.2	274.0 r	254.0
Somalia	726	36.9	4.3	13.2	19.0	12.7	23.8	0.0	0.0	0.0	0.0	0.0 r	0.0
Sudan	732	23.4	8.6	6.2	3.8	6.2	18.3	1.5	0.1	0.4	0.5	0.1 r	0.1
Syrian Arab Republic	463	69.7	11.0	33.0	22.2	21.9	17.7	1.5	0.3	0.5	0.3	0.3 r	0.1
Tunisia	744	303.0	88.9	46.7	43.8	70.8	34.0	57.9	16.3	8.5	7.2	17.4 r	12.0
United Arab Emirates	466	2,503.7	629.3	585.2	504.9	405.4	629.9	461.8	133.5	89.7	185.9	33.9 r	53.5
West Bank and Gaza	487	47.0	15.6	13.8	9.1	6.8	6.8	0.1	....	....	0.0	....	....
Yemen, Republic of	474	214.5	44.2	66.9	75.6	89.1	150.5	0.3	0.0	0.0	0.1	0.0 r	0.0
<b>Sub-Saharan Africa</b>	<b>603</b>	<b>3,987.9</b>	<b>1,061.3</b>	<b>998.4</b>	<b>712.6</b>	<b>767.1</b>	<b>1,000.2</b>	<b>6,043.4</b>	<b>1,440.7</b>	<b>1,679.1</b>	<b>749.6</b>	<b>646.7</b>	<b>329.9</b>
Angola	614	648.0	196.5	163.6	92.8	100.5	161.8	31.8	17.3	14.5	28.6	0.0 r	31.5
Benin	638	109.9	25.8	11.9	14.7	14.0	24.5	....	....	....	0.0	....	....
Botswana	616	3.8	0.5	0.9	0.2	0.4	2.9	0.2	0.0	....	0.0	0.0 r	0.0
Burkina Faso	748	0.9	0.1	0.3	0.0	0.4	0.4	0.0	0.0	....	....	....	....
Burundi	618	0.1	....	0.1	....	0.1	0.0	0.0	....	....	....	....	....
Cabo Verde	624	21.4	5.0	4.5	3.5	4.7	6.9	0.0	0.0	0.0	0.0	0.0 r	0.0
Cameroon	622	67.4	16.1	16.1	12.4	7.5	6.3	1.7	0.2	0.7	0.2	0.6 r	0.2
Central African Rep.	626	1.7	0.7	0.3	2.4	2.6	1.0	0.0	0.0	0.0	0.2	0.0 r	....
Chad	628	1.2	0.1	0.2	0.5	0.5	0.7	0.1	0.0	....	....	....	....
Comoros	632	0.9	0.2	0.2	0.5	0.7	0.4	0.0	0.0	0.0	0.0	....	0.0
Congo, Dem. Rep. of	636	42.1	11.0	9.9	6.9	10.4	11.9	40.5	8.0	12.2	8.2	0.0 r	1.7
Congo, Republic of	634	66.8	30.6	9.5	3.2	9.3	8.6	0.0	0.0	0.0	0.0	0.1 r	0.0
Côte d'Ivoire	662	47.1	5.9	24.4	7.4	5.4	....	63.6	27.7	8.4	7.0	3.2 r	....
Equatorial Guinea	642	25.2	6.4	6.1	6.4	5.2	4.7	524.4	42.4	49.1	21.8	52.1 r	25.4
Eritrea	643	1.3	0.2	0.9	....	14.2	0.1	0.0	0.0	0.0	....	0.0 r	0.0
Ethiopia	644	22.0	2.1	8.2	1.8	4.4	3.7	0.1	0.0	0.0	0.0	0.0 r	0.0
Gabon	646	36.5	5.7	17.2	7.6	6.6	6.4	0.0	....	0.0	0.0	0.0 r	0.0
Gambia, The	648	79.0	20.4	21.5	17.6	22.7	15.7	0.0	....	0.0	0.0	....	0.0
Ghana	652	183.2	31.5	62.2	45.2	67.6	44.6	33.8	0.5	1.8	64.4	32.7 r	14.7
Guinea	656	53.9	12.0	3.6	6.8	11.5	8.4	0.1	....	0.0	0.0	....	....
Guinea-Bissau	654	2.9	1.1	0.5	0.2	0.7	0.8	0.5	....	0.5	0.4	0.6 r	....
Kenya	664	60.7	18.4	16.8	8.8	17.3	14.8	1.8	0.3	0.1	0.2	0.3 r	0.1
Lesotho	666	0.0	....	0.0	....	0.0	0.0	0.0	0.0	0.0	0.0	0.0 r	0.0
Liberia	668	26.4	9.5	4.4	5.3	7.0	6.9	2.7	0.7	1.2	0.1	....	0.0
Madagascar	674	22.7	10.7	2.6	5.8	6.8	12.6	2.0	0.8	0.2	0.3	0.2 r	0.1
Malawi	676	1.2	0.2	0.5	0.0	0.0	0.2	1.3	0.0	0.0	....	0.1 r	0.3
Mali	678	8.0	5.8	0.8	0.6	2.6	1.1	0.1	0.0	0.0	0.0	0.0 r	0.0
Mauritius	684	39.9	5.5	16.6	12.8	2.7	16.6	1.1	0.3	0.2	0.2	0.0 r	0.1
Mozambique	688	69.1	8.5	7.7	4.2	4.3	18.1	18.9	7.3	0.0	5.9	0.0 r	0.1
Namibia	728	7.0	2.3	1.2	0.6	0.3	1.0	0.0	0.0	0.0	0.0	0.0 r	0.1
Niger	692	0.8	0.2	0.2	0.0	0.3	0.1	0.1	0.1	0.0	0.0	0.0 r	0.0
Nigeria	694	688.4	189.4	172.5	168.0	180.0	209.2	4,633.1	1,149.4	1,453.1	559.4	514.9 r	172.0
Rwanda	714	0.7	0.2	0.0	0.1	0.2	0.2	0.0	....	0.0	0.0	....	0.0
São Tomé & Príncipe	716	0.9	0.2	0.2	0.1	0.3	0.4	0.0	0.0	....	....	....	....
Senegal	722	131.9	41.1	49.7	21.3	25.2	19.8	6.0	0.3	0.6	0.4	0.7 r	1.4
Seychelles	718	7.7	2.9	2.5	2.8	2.9	1.8	0.7	0.1	0.3	0.1	0.0 r	0.0
Sierra Leone	724	45.7	5.2	15.4	4.1	7.1	4.1	0.1	0.0	0.0	0.0	0.0 r	0.2
South Africa	199	1,353.8	370.7	316.0	232.8	204.8	354.7	644.6	151.8	136.0	52.0	41.2 r	81.5
South Sudan, Rep. of	733	0.4	0.3	0.1	0.0	....	0.2	....	....	....	....	....	....
Swaziland	734	0.4	0.0	0.2	0.5	0.4	0.4	0.2	0.1	0.1	0.1	0.1 r	0.3
Tanzania	738	16.8	2.4	5.9	3.8	2.6	4.5	0.0	0.0	0.0	0.0	....	0.0
Togo	742	67.9	12.1	11.8	8.9	10.2	18.4	....	....	....	....	0.0 r	0.0
Uganda	746	6.0	1.0	2.9	0.4	0.9	1.7	0.0	0.0	0.0	0.0	0.0 r	0.0
Zambia	754	5.3	1.4	1.5	1.2	1.3	3.0	14.7	14.6	0.1	0.0	0.0 r	....
Zimbabwe	698	11.2	1.4	6.7	0.5	0.6	0.7	18.8	18.8	....	0.0	0.0 r	0.0
Africa n.s.	799	0.0	....	0.0	0.0	....	0.0	0.0	0.0	0.0	0.0	....	....
<b>Western Hemisphere</b>	<b>205</b>	<b>38,632.9</b>	<b>10,157.6</b>	<b>9,473.5</b>	<b>8,199.4</b>	<b>9,035.1</b>	<b>9,873.1</b>	<b>27,203.2</b>	<b>6,485.8</b>	<b>5,905.7</b>	<b>4,888.4</b>	<b>5,704.2</b>	<b>6,075.5</b>
Antigua and Barbuda	311	6.0	1.7	1.5	1.6	1.7	1.6	0.0	....	0.0	....	....	0.3
Argentina	213	12,800.0	3,324.7	2,997.2	3,060.4	3,469.2	3,403.3	10,284.2	2,421.2	2,307.2	1,948.1	2,307.1 r	2,339.3

# Brazil (223)

In Millions of U.S. Dollars

		Exports (FOB)						Imports (FOB)					
		2015	2015Q3	2015Q4	2016Q1	2016Q2	2016Q3	2015	2015Q3	2015Q4	2016Q1	2016Q2	2016Q3
Aruba	314	30.3	4.2	4.6	3.6	3.9	53.4	0.0	....	....	....	....	....
Bahamas, The	313	593.5	145.3	52.7	92.5	51.9	117.5	1.8	0.4	0.5	0.4	0.3 r	0.4
Barbados	316	16.4	5.1	3.6	2.9	3.5	3.0	5.4	0.1	0.0	0.1	12.2 r	0.1
Belize	339	7.6	1.7	1.6	1.4	1.4	1.1	0.3	0.1	0.2	0.1	0.0 r	0.0
Bermuda	319	1.9	0.5	0.5	0.5	0.5	0.4	0.1	0.0	0.0	....	0.0 r	....
Bolivia	218	1,482.0	347.6	406.1	341.4	360.9	352.5	2,506.3	583.8	503.4	411.3	325.4 r	298.5
Chile	228	3,978.4	1,079.9	986.6	923.7	954.4	1,141.2	3,419.4	914.1	822.8	597.6	921.9 r	731.7
Colombia	233	2,115.2	534.6	516.6	503.7	602.6	561.1	1,189.5	214.1	264.5	196.3	183.6 r	237.7
Costa Rica	238	267.5	65.5	93.7	61.4	82.9	86.0	52.6	11.6	11.2	9.6	13.0 r	13.3
Dominica	321	2.7	0.6	0.5	0.6	0.9	0.7	0.0	0.0	0.0	....	0.0 r	....
Dominican Republic	243	523.2	178.3	174.7	157.6	129.0	181.6	24.9	6.7	6.0	3.9	2.9 r	4.1
Ecuador	248	665.5	156.7	170.9	140.5	149.3	174.9	117.8	24.5	25.8	20.5	35.3 r	41.3
El Salvador	253	106.2	28.7	37.1	20.2	20.7	23.3	7.1	0.9	1.3	1.8	1.3 r	1.9
Falkland Islands	323	0.1	0.0	0.1	....	....	....	0.0	0.0	0.0	0.0	....	....
Greenland	326	0.0	....	0.0	....	0.0	0.0	0.0	0.0	0.0	0.0	0.0 r	....
Grenada	328	7.7	1.9	1.7	1.3	2.0	1.9	0.1	0.0	0.0	0.0	0.0 r	0.0
Guatemala	258	224.3	60.8	67.3	48.3	50.8	49.6	28.5	6.5	7.9	7.5	8.8 r	9.2
Guyana	336	21.9	5.4	6.3	4.2	6.8	7.7	7.8	0.1	0.2	1.2	0.1 r	2.7
Haiti	263	37.8	10.3	10.4	7.6	12.4	10.0	1.2	0.1	0.2	0.3	0.1 r	0.1
Honduras	268	102.3	27.5	24.7	26.4	26.5	24.7	15.7	4.0	2.5	3.5	2.6 r	3.3
Jamaica	343	59.3	18.2	11.9	8.5	16.6	18.7	1.9	0.5	0.5	0.3	0.6 r	0.4
Mexico	273	3,588.3	968.9	954.7	814.7	1,038.8	958.2	4,377.8	1,138.2	848.4	770.0	799.3 r	1,045.1
Netherlands Antilles	353	532.7	171.3	106.1	52.0	49.5	30.9	110.6	36.8	14.5	11.1	6.3 r	9.7
Nicaragua	278	94.0	25.5	31.6	28.9	31.0	26.0	3.5	1.2	0.8	0.8	0.5 r	0.7
Panama	283	304.7	81.6	89.6	62.5	75.1	81.7	8.8	2.2	1.5	1.2	1.6 r	2.8
Paraguay	288	2,473.3	680.5	588.5	454.5	499.1	623.3	884.3	186.6	219.8	261.2	294.9 r	320.8
Peru	293	1,815.6	503.0	509.5	410.4	490.7	548.7	1,259.2	321.1	293.2	199.5	311.1 r	430.2
St. Kitts and Nevis	361	4.0	1.0	0.8	1.0	1.0	0.7	1.0	0.4	0.1	0.1	0.1 r	0.2
St. Lucia	362	672.8	85.7	158.5	46.0	0.6	137.1	0.0	0.0	0.0	0.0	0.0 r	0.0
St. Vincent & Grens.	364	3.3	1.0	1.0	0.4	0.4	0.8	0.0	....	....	....	....	....
Suriname	366	38.4	11.0	8.5	5.1	6.0	7.3	1.1	0.3	0.2	0.0	....	0.0
Trinidad and Tobago	369	266.6	70.4	49.3	32.5	42.0	47.9	993.6	135.1	164.6	72.7	80.1 r	70.6
Uruguay	298	2,726.9	656.5	717.6	542.6	581.3	774.6	1,216.6	297.3	290.4	217.8	306.5 r	411.4
Venezuela, Rep. Bol.	299	2,986.6	891.9	683.2	272.0	256.3	372.4	679.9	177.4	117.2	150.9	87.7 r	99.7
Western Hem. n.s.	399	75.7	10.3	4.4	68.6	15.3	49.5	2.3	0.6	0.8	0.7	0.7 r	0.1
<b>Other Countries n.i.e</b>	<b>910</b>	<b>516.0</b>	<b>154.4</b>	<b>156.3</b>	<b>95.1</b>	<b>71.1</b>	<b>61.4</b>	<b>66.5</b>	<b>15.8</b>	<b>24.2</b>	<b>4.8</b>	<b>12.8</b>	<b>20.4</b>
Cuba	928	513.6	154.2	156.0	94.9	70.6	60.5	50.7	12.1	21.5	1.1	11.4 r	19.6
Korea, Dem. People's Rep.	954	2.5	0.2	0.3	0.2	0.4	0.9	15.8	3.7	2.8	3.7	1.4 r	0.8
<b>Special Categories</b>	<b>899</b>	<b>2,426.9</b>	<b>616.2</b>	<b>462.5</b>	<b>371.4</b>	<b>449.0</b>	<b>493.0</b>	<b>678.4</b>	<b>199.3</b>	<b>143.8</b>	<b>44.7</b>	<b>....</b>	<b>....</b>
<b>Countries &amp; Areas n.s.</b>	<b>898</b>	<b>0.0</b>	<b>....</b>	<b>....</b>	<b>....</b>	<b>....</b>	<b>....</b>	<b>0.0</b>	<b>....</b>	<b>0.0</b>	<b>46.4</b>	<b>28.4 r</b>	<b>47.8</b>
<b>Memorandum Items</b>													
Africa	605	5,994.0	1,559.6	1,585.4	1,164.9	1,276.1	1,497.1	8,655.7	1,951.1	2,383.5	1,192.8	1,240.3	1,143.5
Middle East	405	11,781.1	3,179.2	2,973.1	2,650.6	2,498.4	3,532.0	4,525.8	886.0	1,657.9	796.3	648.6	641.8
European Union	998	33,971.5	8,659.1	8,316.9	7,462.0	8,539.4	9,417.3	36,659.8	9,246.8	8,101.3	7,390.4	7,828.1	8,364.9
Export earnings: fuel	080	21,563.0	5,682.2	5,349.0	4,305.3	4,620.4	5,627.5	19,235.8	4,040.6	5,142.0	2,961.9	2,797.6	2,740.6
Export earnings: nonfuel	092	169,571.0	44,484.4	41,289.6	35,887.1	44,780.1	43,467.7	152,220.5	38,103.2	32,062.9	28,902.3	31,369.3	33,823.7

# Brunei Darussalam (516)

In Millions of U.S. Dollars

		Exports (FOB)						Imports (CIF)					
		2015	2015Q3	2015Q4	2016Q1	2016Q2	2016Q3	2015	2015Q3	2015Q4	2016Q1	2016Q2	2016Q3
IFS World		....	....	....	....	....	....	....	....	....	....	....	....
World	001	6,300.1	1,475.7	1,458.3	1,300.7	1,250.6	1,022.7	3,274.8	739.0	741.3	517.5	568.7	632.5
Advanced Economies	110	4,544.2	1,101.3	969.2	1,015.9	682.6	669.6	1,855.5	411.2	373.4	264.3	281.0	348.8
Euro Area	163	11.0	3.3	0.9	3.6	1.3	19.8	310.3	134.8	50.7	28.7	44.4	48.1
Austria	122	0.0	0.0 r	0.0 r	0.0 r	0.0 r	0.0 r	1.7	0.1 r	0.6 r	0.1 r	0.6 r	0.0 r
Belgium	124	0.1	0.0 r	0.0 r	0.0 r	0.0 r	0.0 r	5.9	0.9 r	1.5 r	0.5 r	0.7 r	1.7 r
Cyprus	423	0.0	0.0 r	0.0 r	0.0 r	0.0 r	18.5 r	0.0	0.0 r	0.0 r	0.0 r	0.0 r	0.0 r
Estonia	939	....	....	....	....	....	....	0.0 e	0.0 e	....	....	....	0.0 e
Finland	172	....	....	....	....	....	....	3.2	0.2 r	0.1 r	0.3 r	0.1 r	0.2 r
France	132	0.4	0.0 r	0.0 r	0.0 r	0.0 r	0.0 r	26.7	4.6 r	9.6 r	0.8 r	0.6 r	5.8 r
Germany	134	5.7	1.5 r	0.3 r	2.6 r	0.4 r	0.3 r	168.3	111.9 r	23.4 r	15.5 r	26.9 r	13.5 r
Greece	174	0.2	0.1 r	0.1 r	0.1 r	0.1 r	0.1 r	0.5	0.2 r	0.1 r	0.0 r	0.0 r	0.0 r
Ireland	178	....	....	....	....	....	....	4.4	1.1 r	1.0 r	1.3 r	2.0 r	3.1 r
Italy	136	0.1	0.0 r	0.0 r	0.1 r	0.1 r	0.0 r	62.9	5.5 r	9.0 r	4.2 r	7.6 r	10.9 r
Latvia	941	0.0 e	0.0 e	....	....	....	....	0.0 e	0.0 e	0.0 e	0.0 e	....	....
Lithuania	946	0.0 e	....	0.0 e	....	....	....	0.1 e	0.0 e	0.0 e	0.0 e	....	0.0 e
Luxembourg	137	0.0 e	....	....	....	....	....	0.1	0.0 r	0.0 r	0.0 r	0.0 r	0.0 r
Malta	181	....	....	....	....	....	....	0.0	0.0 r	0.0 r	0.0 r	0.0 r	0.0 r
Netherlands	138	4.3	1.7 r	0.4 r	0.8 r	0.2 r	0.1 r	28.4	7.4 r	3.0 r	4.0 r	4.9 r	12.2 r
Portugal	182	0.1	....	0.1 r	0.0 r	....	....	3.4	0.8 r	0.9 r	0.7 r	0.5 r	0.0 r
Slovak Republic	936	....	....	....	....	....	....	0.4	0.0 r	0.3 r	0.3 r	0.0 r	0.0 r
Slovenia	961	....	....	....	....	0.0 e	....	0.0 e	0.0 e	....	0.0 e	0.0 e	....
Spain	184	0.0	0.0 r	0.0 r	0.0 r	0.5 r	0.7 r	4.4	1.9 r	1.1 r	1.0 r	0.4 r	0.6 r
Australia	193	221.8	39.7 r	53.9 r	9.4 r	53.5 r	31.3 r	43.8	10.0 r	11.7 r	9.7 r	9.7 r	96.7 r
Canada	156	0.7	0.1 r	0.1 r	0.1 r	0.1 r	0.0 r	5.4	0.9 r	0.9 r	0.8 r	0.9 r	12.6 r
China,P.R.: Hong Kong	532	7.4	0.8 r	1.8 r	1.2 r	1.4 r	0.5 r	28.0	6.5 r	6.5 r	4.2 r	6.5 r	5.9 r
China,P.R.: Macao	546	0.1	0.0 r	0.1 r	0.1 r	0.1 r	0.1 r	0.0	0.0 r	0.0 r	0.0 r	0.0 r	0.0 r
Czech Republic	935	....	....	....	....	0.0 r	....	0.5	0.0 r	0.0 r	0.0 r	0.1 r	0.0 r
Denmark	128	0.0	0.0 r	0.0 r	0.0 r	0.0 r	0.0 r	3.0	0.5 r	1.4 r	0.3 r	1.4 r	0.4 r
Iceland	176	0.0	0.0 r	0.0 r	0.0 r	0.0 r	0.0 r	0.0	0.0 r	0.0 r	0.0 r	0.0 r	0.0 r
Israel	436	....	....	....	....	....	....	0.0	0.0 r	0.0 r	0.0 r	0.0 r	0.0 r
Japan	158	2,309.0	487.2 r	448.6 r	553.1 r	368.1 r	403.5 r	239.3	39.9 r	51.7 r	47.8 r	47.8 r	32.4 r
Korea, Republic of	542	993.0	257.5 r	255.7 r	324.5 r	118.6 r	89.9 r	292.6	14.0 r	24.3 r	24.6 r	19.1 r	11.5 r
New Zealand	196	331.9	98.5 r	55.4 r	41.8 r	60.4 r	33.4 r	4.8	0.5 r	0.7 r	1.0 r	1.8 r	1.4 r
Norway	142	0.5	0.0 r	....	0.3 r	0.0 r	....	6.4	1.8 r	1.1 r	0.8 r	0.8 r	0.8 r
Singapore	576	222.2	56.4 r	56.6 r	17.4 r	46.6 r	17.9 r	452.0	105.6 r	77.3 r	49.1 r	53.6 r	45.7 r
Sweden	144	0.0	0.0 r	0.0 r	0.0 r	0.0 r	0.0 r	3.1	0.3 r	0.8 r	0.6 r	2.0 r	1.0 r
Switzerland	146	0.2	0.0 r	0.0 r	0.0 r	0.1 r	0.0 r	11.6	7.3 r	0.5 r	0.6 r	2.1 r	0.4 r
Taiwan Prov.of China	528	383.4	147.0 r	86.8 r	53.9 r	10.3 r	66.1 r	38.6	10.8 r	7.9 r	6.5 r	5.9 r	5.0 r
United Kingdom	112	10.3	1.0 r	0.7 r	0.5 r	10.1 r	0.2 r	84.2	5.3 r	65.3 r	5.4 r	7.0 r	1.6 r
United States	111	52.7	9.6 r	8.5 r	10.1 r	11.9 r	6.8 r	331.6	72.9 r	72.4 r	84.0 r	78.0 r	85.4 r
Vatican	187	....	....	....	....	....	....	0.0	0.0 r	0.0 r	0.0 r	0.0 r	0.0 r
Emerg. & Dev. Economies	200	1,755.7	374.3	489.1	284.7	568.0	353.1	1,404.5	324.7	362.7	251.2	285.8	281.7
Emerg. & Dev. Asia	505	1,690.9	360.0	475.2	271.3	556.0	342.3	1,337.6	308.3	340.2	236.4	269.2	264.8
Bangladesh	513	0.0	0.0 r	0.0 r	0.0 r	0.0 r	0.0 r	0.6	0.1 r	0.2 r	0.2 r	0.1 r	0.1 r
Cambodia	522	0.0	0.0 r	0.0 r	0.0 r	0.0 r	0.0 r	0.0	0.0 r	0.0 r	0.0 r	0.0 r	0.0 r
China,P.R.: Mainland	924	96.5	41.8 r	43.8 r	41.3 r	110.1 r	26.5 r	336.7	83.9 r	78.5 r	51.4 r	38.9 r	29.0 r
India	534	575.3	171.8 r	111.2 r	68.0 r	130.9 r	99.5 r	36.4	7.8 r	9.0 r	7.4 r	11.1 r	11.8 r
Indonesia	536	102.6	30.1 r	37.0 r	2.1 r	1.4 r	1.3 r	86.3	15.1 r	23.5 r	23.5 r	34.0 r	34.7 r
Lao People's Dem.Rep	544	0.0	0.0 r	0.0 r	0.0 r	0.0 r	0.0 r	0.0	0.0 r	0.0 r	0.0 r	0.0 r	0.0 r
Malaysia	548	293.6	9.6 r	88.8 r	35.6 r	164.4 r	117.5 r	682.5	154.4 r	173.1 r	121.9 r	154.5 r	162.9 r
Maldives	556	0.0 e	0.0 e	0.0 e	0.0 e	0.0 e	0.0 e	0.1	0.0 r	0.0 r	0.0 r	0.0 r	0.0 r
Micronesia	868	0.0 e	0.0 e	0.0 e	0.0 e	0.0 e	0.0 e	....	....	....	....	....	....
Myanmar	518	0.0	0.0 r	0.0 r	0.0 r	0.0 r	0.0 r	0.3	0.1 r	0.1 r	0.0 r	0.0 r	0.0 r
Nepal	558	0.1	0.0 r	0.0 r	0.0 r	0.0 r	0.0 r	0.0	0.0 r	0.0 r	0.0 r	0.0 r	0.0 r
Papua New Guinea	853	1.8	0.5 r	0.4 r	0.4 r	0.3 r	0.3 r	0.0	0.0 r	0.0 r	0.0 r	0.0 r	0.0 r
Philippines	566	24.8	14.3 r	0.3 r	0.2 r	0.2 r	0.2 r	8.4	1.8 r	1.7 r	1.7 r	1.7 r	1.7 r
Solomon Islands	813	....	....	....	....	....	....	0.0	0.0 r	0.0 r	0.0 r	0.0 r	0.0 r
Sri Lanka	524	0.1	0.0 r	0.0 r	0.0 r	0.0 r	0.0 r	0.1	0.0 r	0.0 r	0.0 r	0.0 r	0.0 r
Thailand	578	548.6	80.9 r	182.8 r	113.4 r	139.5 r	89.0 r	121.1	30.1 r	28.5 r	21.6 r	21.1 r	17.0 r

# Brunei Darussalam (516)

In Millions of U.S. Dollars

		Exports (FOB)						Imports (CIF)					
		2015	2015Q3	2015Q4	2016Q1	2016Q2	2016Q3	2015	2015Q3	2015Q4	2016Q1	2016Q2	2016Q3
Timor-Leste	537	0.2 e	0.0 e	0.1 e	0.0 e	0.0 e	0.1 e	0.0 e	0.0 e	0.0 e	0.0 e	0.0 e	0.0 e
Vietnam	582	47.2	10.7 r	10.6 r	10.2 r	9.1 r	8.0 r	38.2	9.2 r	16.1 r	5.2 r	4.4 r	4.0 r
Asia n.s.	598	....	....	....	....	....	....	26.8	5.7 r	9.5 r	3.5 r	3.3 r	3.4 r
<b>Europe</b>	170	<b>0.3</b>	<b>0.1</b>	<b>0.0</b>	<b>0.0</b>	<b>0.0</b>	<b>0.0</b>	<b>6.7</b>	<b>2.6</b>	<b>2.4</b>	<b>5.1</b>	<b>6.5</b>	<b>4.5</b>
<b>Emerg. &amp; Dev. Europe</b>	903	<b>0.2</b>	<b>0.0</b>	<b>0.0</b>	<b>0.0</b>	<b>0.0</b>	<b>0.0</b>	<b>6.7</b>	<b>2.6</b>	<b>2.4</b>	<b>5.1</b>	<b>6.5</b>	<b>4.5</b>
Albania	914	0.0	0.0 r	0.0 r	0.0 r	0.0 r	0.0 r	0.0	0.0 r	0.0 r	0.0 r	0.0 r	0.0 r
Bosnia and Herzegovina	963	0.0 e	0.0 e	0.0 e	0.0 e	0.0 e	0.0 e	0.0	0.0 r	0.0 r	0.0 r	0.0 r	0.0 r
Bulgaria	918	0.0 e	....	....	0.0 e	....	....	0.1	0.0 r	0.0 r	0.0 r	0.0 r	0.0 r
Croatia	960	....	....	....	....	....	....	0.0 e	....	....	....	0.0 e	0.0 e
Faroe Islands	816	0.1 e	0.0 e	0.0 e	0.0 e	0.0 e	0.0 e	....	....	....	....	....	....
Hungary	944	....	....	....	....	....	....	1.1	....	1.1 r	3.2 r	3.3 r	2.8 r
Macedonia, FYR	962	0.0 e	0.0 e	0.0 e	0.0 e	0.0 e	0.0 e	0.0	0.0 r	0.0 r	0.0 r	0.0 r	0.0 r
Poland	964	....	....	....	....	....	0.0 r	0.7	0.3 r	0.1 r	0.2 r	0.0 r	0.0 r
Romania	968	0.0	0.0 r	0.0 r	0.0 r	0.0 r	0.0 r	0.4	0.0 r	0.0 r	0.1 r	0.0 r	0.1 r
Serbia, Republic of	942	0.0 e	0.0 e	....	....	....	....	0.0	....	....	....	....	....
Turkey	186	0.1	....	....	....	....	....	4.4	2.3 r	1.2 r	1.7 r	3.1 r	1.6 r
<b>CIS</b>	901	<b>0.1</b>	<b>0.1</b>	<b>0.0</b>	<b>0.0</b>	<b>0.0</b>	<b>0.0</b>	<b>0.0</b>	<b>0.0</b>	<b>0.0</b>	<b>0.0</b>	<b>0.0</b>	<b>0.0</b>
Belarus	913	....	....	....	0.0 e	....	....	....	....	....	....	....	....
Kazakhstan	916	0.0 e	0.0 e	0.0 e	0.0 e	0.0 e	0.0 e	0.0 e	0.0 e	0.0 e	0.0 e	0.0 e	0.0 e
Russian Federation	922	0.1	0.1 r	....	....	....	0.0 r	....	....	....	....	....	....
Ukraine	926	0.0 e	....	....	....	....	....	0.0	0.0 r	0.0 r	0.0 r	0.0 r	0.0 r
<b>Mid East, N Africa, Pak</b>	440	<b>63.6</b>	<b>14.1</b>	<b>13.7</b>	<b>13.2</b>	<b>11.8</b>	<b>10.4</b>	<b>15.5</b>	<b>3.9</b>	<b>5.5</b>	<b>1.9</b>	<b>1.8</b>	<b>1.7</b>
Afghanistan, I.R. of	512	....	....	....	....	....	....	0.0	0.0 r	0.0 r	0.0 r	0.0 r	0.0 r
Bahrain, Kingdom of	419	0.0	0.0 r	0.0 r	0.0 r	0.0 r	0.0 r	0.0	0.0 r	0.0 r	0.0 r	0.0 r	0.0 r
Egypt	469	2.4	0.2 r	....	....	....	....	0.8	0.4 r	0.1 r	0.0 r	0.0 r	0.0 r
Iran, I.R. of	429	0.0	0.0 r	0.0 r	0.0 r	0.0 r	0.0 r	0.1	0.0 r	0.0 r	0.0 r	0.0 r	0.0 r
Iraq	433	0.0	0.0 r	0.0 r	0.0 r	0.0 r	0.0 r	0.0	0.0 r	0.0 r	0.0 r	0.0 r	0.0 r
Jordan	439	0.0	....	....	....	....	....	0.3	0.3 r	....	....	0.0 r	....
Kuwait	443	57.6	13.1 r	12.9 r	12.5 r	11.1 r	9.8 r	0.0	0.0 r	0.0 r	0.0 r	0.0 r	0.0 r
Lebanon	446	....	....	....	....	....	....	0.2	0.0 r	0.1 r	....	....	....
Libya	672	....	....	....	....	....	....	0.0	0.0 r	0.0 r	0.0 r	0.0 r	0.0 r
Mauritania	682	....	....	....	....	....	....	0.2 e	0.0 e	0.0 e	0.0 e	0.0 e	0.0 e
Morocco	686	0.0	....	0.0 r	....	....	....	0.0	0.0 r	0.0 r	0.0 r	0.0 r	0.0 r
Oman	449	0.7	0.2 r	0.1 r	0.1 r	0.1 r	0.1 r	1.4	0.3 r	0.5 r	0.2 r	0.2 r	0.1 r
Pakistan	564	0.1	0.0 r	0.0 r	0.0 r	0.0 r	0.0 r	0.8	0.2 r	0.3 r	0.1 r	0.1 r	0.1 r
Qatar	453	1.1	0.2 r	0.2 r	0.2 r	0.2 r	0.2 r	1.7	0.4 r	0.6 r	0.2 r	0.2 r	0.2 r
Saudi Arabia	456	0.9	0.2 r	0.2 r	0.2 r	0.2 r	0.1 r	2.1	0.5 r	0.8 r	0.3 r	0.2 r	0.2 r
Somalia	726	....	....	....	....	....	....	0.0	0.0 r	0.0 r	0.0 r	0.0 r	0.0 r
Sudan	732	0.0	0.0 r	0.0 r	0.0 r	0.0 r	0.0 r	....	....	....	....	....	....
Syrian Arab Republic	463	....	....	....	....	....	....	0.0	0.0 r	0.0 r	0.0 r	0.0 r	0.0 r
Tunisia	744	0.0	0.0 r	0.0 r	0.0 r	0.0 r	0.0 r	0.0	0.0 r	0.0 r	0.0 r	0.0 r	0.0 r
United Arab Emirates	466	0.7	0.1 r	0.1 r	0.1 r	0.1 r	0.1 r	7.8	1.8 r	3.1 r	1.1 r	1.0 r	1.0 r
<b>Sub-Saharan Africa</b>	603	<b>0.5</b>	<b>0.1</b>	<b>0.1</b>	<b>0.1</b>	<b>0.1</b>	<b>0.3</b>	<b>7.0</b>	<b>1.5</b>	<b>2.3</b>	<b>1.4</b>	<b>2.0</b>	<b>4.4</b>
Angola	614	0.0 e	0.0 e	0.0 e	0.0 e	0.0 e	0.0 e	....	....	....	....	....	....
Benin	638	0.0 e	0.0 e	0.0 e	0.0 e	0.0 e	0.0 e	....	....	....	....	....	....
Burkina Faso	748	0.0 e	0.0 e	0.0 e	0.0 e	0.0 e	0.0 e	....	....	....	....	....	....
Burundi	618	....	....	....	....	....	....	0.0	0.0 r	0.0 r	0.0 r	0.0 r	0.0 r
Cameroon	622	0.0 e	0.0 e	0.0 e	0.0 e	0.0 e	0.0 e	....	....	....	....	....	....
Chad	628	....	....	....	....	....	....	0.1	0.0 r	0.0 r	0.0 r	0.0 r	0.0 r
Congo, Republic of	634	0.1 e	0.0 e	0.0 e	0.0 e	0.0 e	0.0 e	....	....	....	....	....	....
Côte d'Ivoire	662	....	....	....	....	....	....	4.6	1.1 r	1.1 r	1.1 r	1.1 r	1.1 r
Gabon	646	0.1 e	0.0 e	0.0 e	0.0 e	0.0 e	0.0 e	0.0 e	0.0 e	0.0 e	0.0 e	0.0 e	0.0 e
Gambia, The	648	0.0 e	0.0 e	0.0 e	0.0 e	0.0 e	0.0 e	....	....	....	....	....	....
Ghana	652	0.0	0.0 r	0.0 r	0.0 r	0.0 r	0.0 r	0.0	0.0 r	0.0 r	0.0 r	0.0 r	0.0 r
Kenya	664	0.0	0.0 r	0.0 r	0.0 r	0.0 r	0.0 r	0.0	0.0 r	0.0 r	0.0 r	0.0 r	0.0 r
Liberia	668	....	....	....	....	....	....	0.0	0.0 r	0.0 r	0.0 r	0.0 r	0.0 r
Madagascar	674	....	....	....	....	....	....	0.0	0.0 r	0.0 r	0.0 r	0.0 r	0.0 r
Malawi	676	0.0 e	0.0 e	0.0 e	0.0 e	0.0 e	0.0 e	0.1	0.0 r	0.0 r	0.0 r	0.0 r	0.0 r
Mauritius	684	....	....	....	....	....	....	0.0	0.0 r	0.0 r	0.0 r	0.0 r	0.0 r
Mozambique	688	....	....	....	....	....	....	0.0	0.0 r	0.0 r	0.0 r	0.0 r	0.0 r



# Brunei Darussalam (516)

In Millions of U.S. Dollars

		Exports (FOB)						Imports (CIF)					
		2015	2015Q3	2015Q4	2016Q1	2016Q2	2016Q3	2015	2015Q3	2015Q4	2016Q1	2016Q2	2016Q3
Namibia	728	0.0 e	0.0 e	0.0 e	0.0 e	0.0 e	0.0 e	....	....	....	....	....	....
Niger	692	0.0 e	0.0 e	0.0 e	0.0 e	0.0 e	0.0 e	0.0 e	0.0 e	0.0 e	0.0 e	0.0 e	0.0 e
Nigeria	694	0.1	0.0 r	0.0 r	0.0 r	0.0 r	0.0 r	0.0	0.0 r	0.0 r	0.0 r	0.0 r	0.0 r
Rwanda	714	0.0 e	0.0 e	0.0 e	0.0 e	0.0 e	0.0 e	....	....	....	....	....	....
Senegal	722	0.0 e	0.0 e	....	....	....	....	0.0	0.0 r	0.0 r	....	....	....
Seychelles	718	0.0 e	0.0 e	0.0 e	0.0 e	0.0 e	0.0 e	0.0	0.0 r	0.0 r	0.0 r	0.0 r	0.0 r
Sierra Leone	724	....	....	....	....	....	....	0.0	0.0 r	0.0 r	0.0 r	0.0 r	0.0 r
South Africa	199	0.0 e	0.0 e	0.0 e	0.0 e	0.0 e	0.2 e	2.0	0.2 r	1.0 r	0.2 r	0.8 r	3.2 r
Swaziland	734	....	....	....	....	....	....	0.1	0.0 r	0.0 r	0.0 r	0.0 r	0.0 r
Tanzania	738	0.1	0.0 r	0.0 r	0.0 r	0.0 r	0.0 r	0.0	0.0 r	0.0 r	0.0 r	0.0 r	0.0 r
<b>Western Hemisphere</b>	205	<b>0.4</b>	<b>0.1</b>	<b>0.1</b>	<b>0.1</b>	<b>0.1</b>	<b>0.1</b>	<b>37.8</b>	<b>8.6</b>	<b>12.3</b>	<b>6.4</b>	<b>6.4</b>	<b>6.3</b>
Anguilla	312	0.2 e	0.0 e	0.0 e	0.0 e	0.0 e	0.0 e	1.0	0.2 r	0.4 r	0.1 r	0.1 r	0.1 r
Argentina	213	0.0	0.0 r	0.0 r	0.0 r	0.0 r	0.0 r	6.8	1.7 r	1.7 r	1.7 r	1.7 r	1.7 r
Barbados	316	0.0 e	0.0 e	0.0 e	0.0 e	0.0 e	0.0 e	....	....	....	....	....	....
Bermuda	319	0.0 e	0.0 e	0.0 e	0.0 e	0.0 e	0.0 e	....	....	....	....	....	....
Bolivia	218	0.0 e	0.0 e	0.0 e	0.0 e	....	....	....	....	....	....	....	....
Brazil	223	0.0	0.0 r	0.0 r	0.0 r	0.0 r	0.0 r	0.8	0.1 r	0.3 r	0.0 r	0.2 r	0.1 r
Chile	228	0.0	0.0 r	0.0 r	....	....	....	0.3	0.1 r	0.0 r	....	....	....
Colombia	233	0.0	0.0 r	....	....	....	....	0.0	0.0 r	0.0 r	0.0 r	0.0 r	0.0 r
Curacao	354	0.0	0.0 r	0.0 r	0.0 r	0.0 r	0.0 r	....	....	....	....	....	....
Dominican Republic	243	0.0 e	0.0 e	0.0 e	0.0 e	0.0 e	0.0 e	0.0	0.0 r	0.0 r	0.0 r	0.0 r	0.0 r
Ecuador	248	0.0	....	0.0 r	0.0 r	0.0 r	0.0 r	0.0	0.0 r	0.0 r	0.0 r	0.0 r	0.0 r
Guatemala	258	....	....	....	....	....	....	0.0	0.0 r	0.0 r	0.0 r	0.0 r	0.0 r
Haiti	263	....	....	....	....	....	....	0.0	0.0 r	0.0 r	0.0 r	0.0 r	0.0 r
Honduras	268	0.0 e	0.0 e	....	....	....	....	0.0	0.0 r	0.0 r	0.0 r	0.0 r	0.0 r
Jamaica	343	....	....	....	....	....	....	0.0	0.0 r	0.0 r	0.0 r	0.0 r	0.0 r
Mexico	273	0.0	0.0 r	0.0 r	0.0 r	0.0 r	0.0 r	6.1	1.5 r	1.5 r	1.6 r	1.6 r	1.6 r
Paraguay	288	0.0 e	0.0 e	0.0 e	0.0 e	0.0 e	0.0 e	....	....	....	....	....	....
Peru	293	0.0	0.0 r	0.0 r	0.0 r	0.0 r	0.0 r	0.2	0.0 r	0.1 r	0.0 r	0.0 r	0.0 r
St. Vincent & Grens.	364	....	....	....	....	....	....	0.0	0.0 r	0.0 r	0.0 r	0.0 r	0.0 r
Suriname	366	....	....	....	....	....	....	0.0	0.0 r	0.0 r	0.0 r	0.0 r	0.0 r
Trinidad and Tobago	369	0.0 e	0.0 e	0.0 e	0.0 e	0.0 e	0.0 e	0.0	0.0 r	0.0 r	0.0 r	0.0 r	0.0 r
Uruguay	298	....	....	....	....	....	....	0.1	0.0 r	....	....	....	....
Venezuela, Rep. Bol.	299	0.0	0.0 r	0.0 r	0.0 r	0.0 r	0.0 r	0.0	0.0 r	0.0 r	0.0 r	0.0 r	0.0 r
Western Hem. n.s.	399	....	....	....	....	....	....	22.4	4.9 r	8.3 r	2.9 r	2.8 r	2.8 r
<b>Other Countries n.i.e</b>	910	<b>0.1</b>	<b>0.0</b>	<b>0.0</b>	<b>0.0</b>	<b>0.0</b>	<b>0.0</b>	<b>0.7</b>	<b>0.2</b>	<b>0.3</b>	<b>0.1</b>	<b>0.1</b>	<b>0.1</b>
Cuba	928	0.0 e	0.0 e	0.0 e	0.0 e	0.0 e	0.0 e	0.0	0.0 r	0.0 r	0.0 r	0.0 r	0.0 r
Korea, Dem. People's Rep.	954	0.1	0.0 r	0.0 r	0.0 r	0.0 r	0.0 r	0.7	0.2 r	0.3 r	0.1 r	0.1 r	0.1 r
<b>Special Categories</b>	899	<b>....</b>	<b>....</b>	<b>....</b>	<b>....</b>	<b>....</b>	<b>....</b>	<b>6.8</b>	<b>1.5 r</b>	<b>2.5 r</b>	<b>0.9 r</b>	<b>0.8 r</b>	<b>0.8 r</b>
<b>Countries &amp; Areas n.s.</b>	898	<b>0.0</b>	<b>0.0 r</b>	<b>0.0 r</b>	<b>0.0 r</b>	<b>0.0 r</b>	<b>0.0 r</b>	<b>7.2</b>	<b>1.5 r</b>	<b>2.5 r</b>	<b>1.0 r</b>	<b>1.0 r</b>	<b>1.1 r</b>
<b>Memorandum Items</b>													
Africa	605	0.5	0.1	0.1	0.1	0.1	0.3	7.2	1.5	2.3	1.5	2.0	4.4
Middle East	405	63.5	14.1	13.7	13.2	11.8	10.4	14.5	3.6	5.2	1.7	1.6	1.6
European Union	998	21.4	4.3	1.6	4.1	11.4	20.0	403.4	141.1	119.5	38.4	58.1	54.0
Export earnings: fuel	080	61.7	14.1	13.9	13.3	11.9	10.5	13.3	2.9	5.0	1.8	1.6	1.6
Export earnings: nonfuel	092	6,238.4	1,461.6	1,444.4	1,287.3	1,238.7	1,012.2	3,261.5	736.1	736.3	515.7	567.0	630.9

# Bulgaria (918)

In Millions of U.S. Dollars

		Exports (FOB)						Imports (CIF)					
		2015	2015Q3	2015Q4	2016Q1	2016Q2	2016Q3	2015	2015Q3	2015Q4	2016Q1	2016Q2	2016Q3
IFS World		25,755.8	6,602.1	6,404.8	5,969.7	6,407.3	6,877.0	28,770.3	7,201.3	7,093.4	6,476.3	7,126.6	7,381.2
World	001	25,370.9	6,452.6	6,152.4	5,935.7	6,392.5	6,848.2	29,205.6	7,147.7	7,555.7	6,485.1	7,157.6	7,383.8
Advanced Economies	110	14,551.2	3,729.2	3,544.2	3,418.9	3,647.2	4,000.5	15,786.0	3,861.6	4,149.9	3,735.0	3,901.6	3,970.2
Euro Area	163	11,866.1	3,044.3	2,928.0	2,816.9	3,103.9	3,378.9	13,152.3	3,174.1	3,502.5	3,135.4	3,235.5	3,248.0
Austria	122	456.0	123.1	115.5	107.7	135.9	132.2	787.9	183.9	209.3	190.5	212.8	200.2
Belgium	124	939.9	224.5	229.1	111.6	159.8	264.3	671.8	159.5	189.5	160.6	167.1	176.5
Cyprus	423	171.2	32.7	28.4	19.5	24.4	23.2	45.2	12.6	10.5	8.3	5.7	8.6
Estonia	939	23.1	7.0	6.1	6.3	6.0	5.8	12.9	3.3	3.9	2.5	4.9	4.9
Finland	172	66.6	20.0	15.9	12.0	9.5	10.3	67.1	18.5	21.2	20.6	18.2	19.5
France	132	1,083.9	303.9	269.5	271.3	301.2	331.1	923.5	211.5	249.5	245.5	227.3	203.0
Germany	134	3,211.2	787.4	778.7	816.9	843.5	978.9	3,765.3	896.9	978.2	890.9	957.5	975.8
Greece	174	1,675.8	405.6	438.9	375.2	496.0	463.1	1,405.3	349.5	380.7	300.6	338.4	365.1
Ireland	178	33.3	7.0	13.6	6.2	8.7	7.7	90.2	23.6	21.6	19.2	28.4	28.7
Italy	136	2,372.3	584.8	562.7	655.5	610.4	580.5	2,209.4	525.0	614.1	537.4	632.4	518.9
Latvia	941	28.3	7.2	8.1	7.7	9.0	6.3	32.0	7.3	11.3	4.7	10.8	10.8
Lithuania	946	55.2	12.3	17.9	14.1	13.8	16.8	48.8	10.9	14.6	10.0	10.2	21.6
Luxembourg	137	6.0	1.2	3.3	1.0	1.5	2.1	88.6	23.7	21.2	24.6	24.7	21.9
Malta	181	57.4	11.5	13.7	13.3	17.3	7.7	11.2	2.4	3.0	3.7	6.6	5.3
Netherlands	138	599.1	137.5	162.0	154.5	162.9	184.7	978.6	234.8	276.6	247.6	251.8	256.4
Portugal	182	105.4	27.2	31.7	25.8	35.7	26.9	61.7	14.2	14.4	14.4	11.9	9.0
Slovak Republic	936	187.6	36.3	39.6	41.4	48.5	45.7	419.5	101.8	116.1	93.0	101.2	90.9
Slovenia	961	204.2	58.0	63.4	45.7	66.1	59.8	193.3	45.7	49.8	56.3	58.3	46.9
Spain	184	589.7	257.1	130.1	131.2	153.7	231.9	1,339.8	349.2	316.8	305.3	167.3	284.2
Australia	193	25.1	5.5	5.0	7.8	4.0	5.4	151.0	65.7	1.5	1.9	2.5	3.0
Canada	156	45.8	11.7	10.3	13.3	8.5	7.7	30.9	5.8	8.1	10.8	9.9	16.8
China,P.R.: Hong Kong	532	61.2	13.5	15.9	15.6	14.7	14.6	84.3	23.2	20.3	19.0	22.2	24.5
China,P.R.: Macao	546	0.0	0.0	0.0	0.0	0.0	0.0	1.1	0.2	0.2	0.3	0.3	0.3
Czech Republic	935	436.9	116.7	111.8	98.1	104.3	117.3	621.0	163.1	162.1	139.6	155.5	150.4
Denmark	128	139.3	39.0	38.6	36.5	39.1	42.9	138.0	36.0	39.2	34.5	34.5	33.7
Iceland	176	1.2	0.1	0.1	0.4	0.2	0.1	1.8	0.1	0.2	0.7	0.3	0.2
Israel	436	106.7	34.3	39.9	21.0	11.2	13.7	41.6	9.7	8.4	22.4	9.9	11.8
Japan	158	43.0	12.2	9.2	8.1	10.6	10.8	93.7	25.8	25.5	22.5	32.1	26.3
Korea, Republic of	542	58.8	21.7	10.0	21.9	10.7	12.5	93.9	24.3	24.3	33.0	34.5	29.9
New Zealand	196	15.1	0.8	5.2	1.4	0.9	0.9	5.2	0.8	1.2	3.5	2.8	1.2
Norway	142	27.0	8.0	2.1	9.9	1.1	2.3	18.4	4.8	5.5	7.3	7.0	6.7
San Marino	135	0.0	....	0.0	0.1	0.1	0.2	0.9	0.2	0.1	0.1	0.1	0.1
Singapore	576	376.6	95.5	52.6	31.9	36.2	86.2	31.1	7.7	8.8	8.1	5.7	6.3
Sweden	144	168.5	40.4	45.5	42.2	51.1	51.7	180.4	44.3	50.8	42.8	43.3	45.1
Switzerland	146	99.3	23.2	11.0	37.5	10.8	13.6	214.3	51.6	57.4	47.3	58.0	55.4
Taiwan Prov.of China	528	23.4	5.0	4.6	4.3	4.1	6.1	123.1	23.8	26.9	27.7	27.6	30.8
United Kingdom	112	649.9	168.9	173.7	158.3	161.6	162.8	533.6	124.5	147.1	122.2	152.8	226.5
United States	111	407.2	88.3	80.5	93.9	74.1	72.9	269.3	76.0	59.7	55.9	67.1	53.4
Vatican	187	0.0	....	0.0	0.0	0.0	....	....	....	....	....	....	....
Emerg. & Dev. Economies	200	10,090.0	2,533.3	2,397.4	2,226.9	2,466.6	2,516.2	13,142.3	3,218.3	3,287.6	2,712.4	3,149.2	3,318.2
Emerg. & Dev. Asia	505	876.8	234.2	201.1	192.7	165.5	196.1	1,445.6	357.2	355.6	364.9	325.2	433.9
Bangladesh	513	26.4	1.1	0.5	1.3	12.9	0.8	2.0	0.4	0.3	0.5	0.5	0.8
Brunei Darussalam	516	0.1	0.0	0.0	0.0	0.0	0.0	0.0	....	....	0.0	....	....
Cambodia	522	0.8	0.0	0.1	0.0	0.1	0.0	3.1	0.6	1.8	1.5	0.7	1.1
China,P.R.: Mainland	924	596.2	168.7	117.4	136.6	94.1	75.6	1,076.1	252.8	269.9	287.3	248.2	336.4
Fiji	819	0.1	0.0	....	0.0	0.0	0.0	0.0	....	0.0	....	....	....
F.T. French Polynesia	887	0.0	....	0.0	0.0	0.0	....	....	....	....	....	....	....
F.T. New Caledonia	839	0.0	0.0	0.0	0.0	0.0	....	....	....	....	....	....	0.0
Guam	829	0.0	0.0	....	0.0	....	....	....	....	....	....	....	....
India	534	62.3	14.5	17.9	17.1	14.4	22.4	156.6	36.7	38.8	34.7	29.8	29.5
Indonesia	536	55.6	9.2	33.1	8.3	5.6	7.5	40.8	11.7	10.7	8.9	9.0	9.6
Kiribati	826	0.1	0.1	....	....	....	....	....	....	....	....	....	....
Lao People's Dem.Rep	544	0.1	0.0	0.0	....	0.0	0.1	12.1	12.1	....	....	....	....
Malaysia	548	29.2	6.6	6.1	5.8	6.3	7.3	45.9	14.9	9.0	10.1	10.2	12.8
Maldives	556	0.1	0.0	0.0	0.0	0.0	0.0	0.0	....	0.0	....	0.0	....
Marshall Islands	867	1.7	0.4	0.3	0.1	0.0	0.0	0.0	0.0	....	....	....	....

# Bulgaria (918)

In Millions of U.S. Dollars

		Exports (FOB)						Imports (CIF)					
		2015	2015Q3	2015Q4	2016Q1	2016Q2	2016Q3	2015	2015Q3	2015Q4	2016Q1	2016Q2	2016Q3
Mongolia	948	1.5	0.3	0.9	0.3	0.3	0.3	0.0	0.0	....	0.0	0.0	....
Myanmar	518	0.5	0.0	0.2	0.2	0.4	0.7	5.4	1.3	0.6	0.3	0.1	0.1
Nepal	558	0.8	0.4	0.1	0.2	0.2	0.9	0.0	0.0	0.0	0.0	0.0	0.0
Palau	565	0.0	0.0	0.0	....	....	....	....	....	....	....	....	....
Papua New Guinea	853	0.3	....	....	0.0	0.0	....	0.0	0.0	....	....	....	....
Philippines	566	24.0	3.9	5.4	6.5	8.6	15.1	19.7	5.8	5.6	3.4	7.5	7.4
Solomon Islands	813	0.0	....	0.0	....	....	....	....	....	....	....	....	....
Sri Lanka	524	4.9	2.4	1.3	1.0	0.8	0.6	2.0	0.4	0.5	0.5	0.5	0.7
Thailand	578	31.6	9.4	6.6	8.5	8.2	7.9	31.2	10.0	8.5	8.2	7.2	21.6
Tuvalu	869	0.0	....	....	....	....	....	....	....	....	....	....	....
Vanuatu	846	0.0	....	0.0	....	....	....	....	....	....	....	....	....
Vietnam	582	40.3	17.1	11.3	6.8	13.6	57.0	50.5	10.3	9.8	9.4	11.5	13.8
Asia n.s.	598	0.2	0.0	0.0	0.0	0.0	0.0	0.1	....	0.0	....	0.0	0.0
<b>Europe</b>	<b>170</b>	<b>7,392.9</b>	<b>1,913.7</b>	<b>1,758.6</b>	<b>1,667.4</b>	<b>1,883.2</b>	<b>1,904.7</b>	<b>10,827.5</b>	<b>2,658.0</b>	<b>2,747.9</b>	<b>2,154.7</b>	<b>2,607.9</b>	<b>2,593.3</b>
<b>Emerg. &amp; Dev. Europe</b>	<b>903</b>	<b>6,404.0</b>	<b>1,661.3</b>	<b>1,540.7</b>	<b>1,491.2</b>	<b>1,713.8</b>	<b>1,690.9</b>	<b>6,433.3</b>	<b>1,587.4</b>	<b>1,669.1</b>	<b>1,488.7</b>	<b>1,710.7</b>	<b>1,730.1</b>
Albania	914	63.3	16.0	14.8	13.7	13.5	13.0	21.6	4.2	6.9	2.3	3.8	3.9
Bosnia and Herzegovina	963	67.0	16.2	15.8	17.1	19.9	19.8	33.4	9.3	7.0	10.3	8.0	14.9
Croatia	960	106.1	30.8	27.6	32.5	28.6	30.2	65.9	16.9	19.8	15.6	19.9	18.0
Faroe Islands	816	0.0	....	....	....	....	....	0.5	0.0	0.1	....	....	0.0
Gibraltar	823	27.8	0.2	12.9	0.2	0.0	24.4	0.0	0.0	....	0.1	0.0	....
Hungary	944	388.4	102.7	88.7	109.6	108.9	108.0	1,082.1	258.1	295.6	254.7	291.5	260.5
Kosovo	967	51.4	15.5	13.6	12.0	15.9	14.4	9.1	0.9	5.2	3.4	3.5	3.2
Macedonia, FYR	962	397.2	100.5	105.0	96.9	107.4	95.6	287.6	76.3	67.4	54.9	68.9	76.2
Montenegro	943	19.6	6.8	6.7	5.0	4.8	3.4	2.0	0.3	0.2	0.0	0.1	0.4
Poland	964	587.2	156.5	160.1	142.5	148.8	171.9	910.2	238.0	254.6	219.1	293.4	309.4
Romania	968	2,091.6	596.4	516.5	494.8	610.7	643.5	1,980.5	503.9	501.6	457.8	478.3	511.0
Serbia, Republic of	942	412.8	99.1	107.0	88.7	102.6	112.4	386.0	108.2	85.5	79.1	105.7	112.8
Turkey	186	2,191.5	520.5	471.9	478.2	552.6	454.2	1,654.6	371.1	425.5	391.4	437.7	419.6
<b>CIS</b>	<b>901</b>	<b>988.8</b>	<b>252.3</b>	<b>217.9</b>	<b>176.2</b>	<b>169.4</b>	<b>213.9</b>	<b>4,394.1</b>	<b>1,070.6</b>	<b>1,078.7</b>	<b>666.0</b>	<b>897.2</b>	<b>863.2</b>
Armenia	911	20.9	5.7	4.4	5.5	5.6	4.6	1.7	0.1	0.1	0.0	0.1	0.0
Azerbaijan, Rep. of	912	24.0	5.4	6.2	2.3	2.8	2.6	0.1	0.0	0.1	0.2	0.1	0.1
Belarus	913	30.2	7.4	6.3	6.1	5.1	5.3	35.2	10.3	5.0	5.5	10.7	4.9
Georgia	915	179.3	52.9	41.8	23.6	48.8	63.5	252.6	57.1	57.9	24.2	33.2	62.0
Kazakhstan	916	24.3	6.2	6.6	5.4	3.8	3.9	27.7	8.4	5.4	4.7	5.1	4.7
Kyrgyz Republic	917	3.8	0.4	0.4	0.1	0.4	0.4	4.5	0.5	2.1	1.3	1.1	0.3
Moldova	921	55.9	8.1	11.1	11.3	4.0	3.3	29.3	9.0	7.8	8.6	16.5	16.5
Russian Federation	922	443.3	119.2	103.4	87.5	82.5	111.0	3,514.3	840.7	878.3	518.9	711.7	660.4
Tajikistan	923	0.8	0.2	0.5	0.3	0.2	0.5	....	....	....	0.0	....	0.1
Turkmenistan	925	10.7	3.2	2.6	0.5	1.2	0.8	7.0	5.4	0.1	0.3	0.4	1.2
Ukraine	926	177.3	38.5	30.4	30.5	11.0	15.7	519.7	138.7	121.8	102.3	117.8	112.8
Uzbekistan	927	18.4	5.2	4.2	3.2	4.0	2.2	1.9	0.5	0.3	0.1	0.5	0.2
Europe n.s.	884	0.0	0.0	0.0	0.0	0.0	0.0	0.0	0.0	0.0	0.0	0.0	0.0
<b>Mid East, N Africa, Pak</b>	<b>440</b>	<b>1,475.5</b>	<b>317.5</b>	<b>350.9</b>	<b>299.3</b>	<b>349.2</b>	<b>347.5</b>	<b>548.1</b>	<b>145.4</b>	<b>113.0</b>	<b>111.2</b>	<b>139.6</b>	<b>221.3</b>
Afghanistan, I.R. of	512	2.0	0.5	0.7	0.3	0.3	0.3	0.2	0.0	0.2	0.0	0.0	....
Algeria	612	71.8	11.4	17.3	11.7	86.2	104.9	15.6	6.8	8.7	0.0	0.3	0.0
Bahrain, Kingdom of	419	1.7	0.4	0.2	0.8	0.5	0.4	0.0	0.0	0.0	0.0	0.0	0.0
Djibouti	611	17.6	0.1	0.0	0.0	0.0	0.0	0.0	0.0	0.0	0.0	0.0	....
Egypt	469	418.0	104.6	133.3	55.8	46.3	45.1	113.4	9.9	50.0	41.0	83.8	135.1
Iran, I.R. of	429	138.9	17.2	20.0	21.8	6.0	28.9	15.7	1.5	11.2	7.1	8.0	6.4
Iraq	433	33.3	7.9	8.5	7.8	14.2	8.9	0.1	0.0	0.0	0.0	0.0	0.0
Jordan	439	24.9	6.1	3.9	7.4	7.3	3.5	64.4	26.8	1.3	7.9	8.0	4.2
Kuwait	443	6.5	2.0	1.3	2.5	1.7	1.1	0.2	0.0	0.0	0.0	0.1	0.1
Lebanon	446	89.9	25.4	22.9	29.7	50.5	50.0	29.9	7.1	7.3	6.8	5.2	8.1
Libya	672	86.2	11.0	24.9	14.6	53.2	10.2	91.4	54.4	0.0	1.4	0.0	1.2
Mauritania	682	0.1	....	0.0	0.1	0.1	0.1	0.1	....	....	....	0.0	0.0
Morocco	686	47.2	11.1	8.4	9.1	18.7	6.0	78.7	20.1	19.3	20.2	19.8	47.0
Oman	449	40.9	12.0	0.7	1.5	0.7	1.7	0.2	0.1	0.1	0.5	0.6	2.2
Pakistan	564	13.7	3.1	1.9	3.3	4.2	2.9	16.1	4.3	3.7	3.9	3.6	3.9
Qatar	453	8.2	1.9	1.5	1.8	1.8	1.7	1.1	0.3	0.4	0.6	0.3	0.3
Saudi Arabia	456	101.9	47.8	8.0	16.6	17.8	7.1	9.8	0.5	1.5	11.2	3.3	4.4

# Bulgaria (918)

In Millions of U.S. Dollars

		Exports (FOB)						Imports (CIF)					
		2015	2015Q3	2015Q4	2016Q1	2016Q2	2016Q3	2015	2015Q3	2015Q4	2016Q1	2016Q2	2016Q3
Somalia	726	....	....	....	0.0	....	0.7	....	....	....	....	....	....
Sudan	732	2.4	0.7	0.5	1.2	0.8	0.7	9.5	0.0	0.1	0.6	....	0.0
Syrian Arab Republic	463	26.0	2.3	2.9	6.4	5.3	2.4	8.3	0.0	0.0	0.3	0.5	0.1
Tunisia	744	96.2	5.3	22.8	31.3	9.7	11.8	14.6	4.2	2.6	2.9	0.9	2.7
United Arab Emirates	466	237.0	46.4	62.0	69.9	22.5	58.6	78.8	9.3	6.6	6.8	5.1	5.4
West Bank and Gaza	487	1.2	0.2	0.6	0.1	0.2	0.0	....	....	....	0.0	....	....
Yemen, Republic of	474	9.8	0.1	8.7	5.7	1.3	0.6	....	....	....	....	0.1	0.2
<b>Sub-Saharan Africa</b>	<b>603</b>	<b>232.0</b>	<b>34.8</b>	<b>60.0</b>	<b>45.5</b>	<b>41.6</b>	<b>47.9</b>	<b>182.6</b>	<b>31.3</b>	<b>31.1</b>	<b>45.0</b>	<b>42.9</b>	<b>33.2</b>
Angola	614	1.0	0.3	0.2	0.2	0.1	0.2	0.0	....	0.0	....	....	0.0
Benin	638	1.0	0.2	0.3	0.2	0.2	0.2	....	....	....	0.7	0.3	....
Botswana	616	0.1	0.0	0.1	0.0	0.1	0.0	....	....	....	....	0.0	....
Burkina Faso	748	0.1	0.1	0.0	0.2	0.0	0.1	....	....	....	0.0	....	....
Burundi	618	0.2	0.0	0.0	0.0	0.0	0.0	....	....	....	....	....	....
Cabo Verde	624	0.0	....	....	....	0.0	0.0	....	....	....	....	....	....
Cameroon	622	1.3	0.2	0.4	0.9	1.2	0.1	0.2	0.1	0.0	0.1	0.1	0.1
Central African Rep.	626	0.2	0.0	0.1	0.1	0.0	0.1	0.0	0.0	....	0.0	....	....
Chad	628	0.3	....	0.0	0.0	....	0.0	....	....	....	....	....	....
Comoros	632	0.2	0.0	0.1	0.0	0.0	0.0	....	....	....	....	....	....
Congo, Dem. Rep. of	636	0.1	0.1	0.0	0.1	0.1	0.0	0.0	....	....	0.0	....	0.0
Congo, Republic of	634	0.5	0.3	0.0	0.1	0.1	0.2	7.6	0.0	0.0	0.1	0.0	....
Côte d'Ivoire	662	1.7	0.5	0.4	0.4	0.2	0.1	16.0	1.7	3.2	5.2	4.8	3.1
Equatorial Guinea	642	0.1	0.0	0.0	0.1	0.0	0.0	0.1	0.1	....	0.2	0.1	0.0
Eritrea	643	0.0	....	....	....	0.0	....	34.9	6.0	9.6	5.2	4.5	....
Ethiopia	644	29.8	2.2	4.0	0.1	5.5	7.0	8.3	1.7	1.4	2.1	1.6	1.3
Gabon	646	0.2	0.1	0.1	0.0	0.1	0.1	0.0	0.0	....	0.1	....	0.2
Gambia, The	648	0.0	0.0	0.0	0.0	0.0	0.1	....	....	....	....	....	....
Ghana	652	9.8	2.8	1.6	3.6	4.0	1.4	45.4	16.1	6.2	12.5	12.1	5.5
Guinea	656	1.1	0.4	0.4	0.3	0.4	1.3	0.0	....	....	....	0.1	....
Guinea-Bissau	654	0.0	....	....	....	....	....	....	....	....	....	....	....
Kenya	664	4.3	1.5	1.0	1.4	1.2	0.9	0.7	0.1	0.3	0.2	0.2	0.0
Lesotho	666	0.0	....	....	0.0	....	....	....	....	....	....	....	....
Liberia	668	2.1	0.5	0.3	1.4	0.3	0.4	0.0	0.0	....	....	0.0	0.3
Madagascar	674	1.1	0.0	0.8	0.0	0.1	0.0	0.3	....	0.0	0.0	....	0.1
Malawi	676	0.6	0.2	0.1	0.2	0.4	0.2	0.8	0.2	....	0.5	0.9	....
Mali	678	0.7	0.1	0.2	0.2	0.3	0.4	0.0	....	....	....	0.0	....
Mauritius	684	0.6	0.2	0.2	0.2	0.2	0.4	0.8	0.1	0.3	0.3	0.9	1.8
Mozambique	688	0.3	0.0	0.1	0.0	0.0	0.0	23.2	0.1	....	7.0	11.4	12.9
Namibia	728	94.3	13.9	22.1	6.5	16.9	20.1	0.1	0.0	0.0	0.0	0.0	0.0
Niger	692	0.9	0.3	0.2	0.1	0.1	0.0	....	....	....	....	....	....
Nigeria	694	4.1	0.6	1.4	0.7	0.8	0.9	2.1	0.3	1.2	1.1	0.3	0.4
Rwanda	714	2.0	0.2	0.3	0.2	0.2	0.1	0.0	....	....	0.0	....	0.0
São Tomé & Príncipe	716	0.0	....	....	....	....	....	....	....	....	....	....	....
Senegal	722	0.7	0.5	0.0	0.3	0.3	0.2	2.1	0.1	0.8	0.7	0.5	0.2
Seychelles	718	3.4	0.8	0.8	0.4	0.6	0.8	0.0	0.0	0.0	....	0.0	0.0
Sierra Leone	724	1.1	0.0	1.0	....	0.5	....	....	....	....	....	....	0.0
South Africa	199	62.1	7.6	22.7	25.5	5.9	9.9	13.9	2.8	4.1	6.4	3.5	6.9
South Sudan, Rep. of	733	0.1	....	0.1	....	....	....	0.0	....	....	....	....	....
Swaziland	734	0.0	....	....	....	....	....	....	....	....	....	....	....
Tanzania	738	3.1	0.8	0.4	1.0	1.3	2.0	22.2	1.4	1.5	1.1	1.6	0.0
Togo	742	0.4	0.1	0.1	0.3	0.1	0.1	0.0	....	....	....	....	....
Uganda	746	1.8	0.1	0.1	0.2	0.0	0.1	1.1	0.4	0.2	0.4	0.1	0.3
Zambia	754	0.3	0.2	0.0	0.1	0.0	0.0	0.1	0.0	0.0	....	0.0	....
Zimbabwe	698	0.5	0.1	0.2	0.1	0.1	0.1	2.9	0.0	2.1	1.0	0.0	0.0
<b>Western Hemisphere</b>	<b>205</b>	<b>112.9</b>	<b>33.1</b>	<b>26.8</b>	<b>21.9</b>	<b>27.2</b>	<b>20.0</b>	<b>138.5</b>	<b>26.4</b>	<b>40.0</b>	<b>36.6</b>	<b>33.6</b>	<b>36.5</b>
Anguilla	312	0.0	....	....	....	....	....	....	....	....	....	0.0	....
Antigua and Barbuda	311	0.5	0.1	0.1	0.1	0.0	0.0	....	....	....	....	....	....
Argentina	213	3.8	0.9	1.4	1.0	1.1	1.7	17.6	7.0	5.0	5.2	3.8	5.1
Aruba	314	0.3	0.2	....	0.0	0.0	0.0	0.0	....	....	0.0	0.0	....
Bahamas, The	313	1.7	0.1	0.0	0.0	0.0	0.0	0.0	....	....	....	0.0	....
Barbados	316	0.1	0.0	0.0	0.0	0.0	....	0.0	....	0.0	....	....	0.0

# Bulgaria (918)

In Millions of U.S. Dollars

		Exports (FOB)						Imports (CIF)					
		2015	2015Q3	2015Q4	2016Q1	2016Q2	2016Q3	2015	2015Q3	2015Q4	2016Q1	2016Q2	2016Q3
Belize	339	5.3	2.1	0.5	0.0	0.0	0.0	0.1	0.0	0.1	0.1	0.2	0.1
Bermuda	319	0.0	....	0.0	....	....	0.0	0.0	....	0.0	....	....	....
Bolivia	218	0.7	0.3	0.0	0.2	0.0	0.1	0.2	0.1	0.0	0.0	0.0	0.1
Brazil	223	25.8	10.7	3.2	5.0	13.6	3.9	33.6	4.2	5.8	6.4	11.2	4.2
Chile	228	16.4	4.2	5.8	2.3	1.3	1.3	9.4	1.1	6.2	1.5	1.3	1.2
Colombia	233	4.5	1.5	0.7	1.3	0.7	0.9	2.6	0.5	0.5	0.7	0.7	2.5
Costa Rica	238	1.1	0.1	0.6	0.2	0.2	0.2	1.2	0.1	0.2	0.2	0.1	0.1
Curacao	354	0.3	0.0	0.0	0.0	0.0	0.0	0.0	....	....	0.0	....	0.0
Dominica	321	0.0	....	....	0.0	0.0	0.0	....	....	....	....	....	....
Dominican Republic	243	4.9	0.9	2.5	1.2	0.4	0.3	0.6	0.2	0.1	0.1	0.1	0.1
Ecuador	248	1.3	0.4	0.4	0.3	0.3	0.7	14.4	2.0	3.7	4.1	3.4	2.7
El Salvador	253	0.3	0.0	0.1	0.1	0.0	0.1	0.0	....	0.0	....	0.0	0.0
Falkland Islands	323	....	....	....	....	....	....	....	....	....	....	1.4	1.0
Grenada	328	0.0	....	....	0.0	....	....	0.0	....	0.0	....	....	....
Guatemala	258	3.1	1.4	0.8	1.4	0.7	1.5	9.4	1.8	2.3	1.6	0.0	0.1
Guyana	336	0.0	0.0	0.0	0.1	0.0	0.0	0.0	0.0	0.0	....	....	0.0
Haiti	263	0.1	0.0	0.0	0.2	0.0	0.0	....	....	....	....	....	....
Honduras	268	0.3	0.1	0.0	0.5	0.1	0.1	9.6	1.3	0.0	1.7	2.5	2.5
Jamaica	343	0.1	0.0	0.1	0.1	0.0	0.0	0.0	0.0	0.0	0.0	0.0	....
Mexico	273	28.8	7.5	8.2	4.9	5.6	5.8	9.7	1.1	3.7	0.8	3.6	8.4
Montserrat	351	0.0	....	....	....	....	....	....	....	....	....	....	....
Nicaragua	278	0.2	0.0	0.0	0.3	0.1	0.1	0.6	0.1	0.3	0.3	0.4	0.4
Panama	283	3.3	0.5	0.5	0.5	0.7	1.0	0.1	0.0	0.0	0.1	0.0	0.1
Paraguay	288	0.2	0.1	0.0	0.1	0.0	0.2	0.0	0.0	0.0	0.1	0.0	0.0
Peru	293	3.3	1.1	0.7	0.8	2.0	1.3	23.3	5.3	10.5	8.9	2.9	7.3
Sint Maarten	352	1.8	0.0	0.3	0.2	0.0	....	1.0	0.1	0.2	0.0	....	....
St. Kitts and Nevis	361	0.1	0.0	0.1	0.0	0.0	0.0	....	....	....	....	....	....
St. Lucia	362	0.0	....	0.0	0.0	0.0	....	....	....	....	....	....	....
St. Vincent & Grens.	364	0.1	0.0	0.0	0.0	0.0	0.0	0.0	....	....	....	....	....
Suriname	366	0.9	0.3	0.0	1.0	0.0	0.0	0.0	0.0	0.0	0.0	0.0	0.0
Trinidad and Tobago	369	0.5	0.1	0.1	0.0	0.1	0.1	0.0	....	0.0	....	....	0.0
Uruguay	298	0.9	0.2	0.1	0.1	0.1	0.6	5.0	1.3	1.3	4.7	1.8	0.6
Venezuela, Rep. Bol.	299	0.8	0.0	0.6	0.0	0.1	0.0	0.0	0.0	....	0.2	0.0	0.0
Western Hem. n.s.	399	0.9	0.1	0.0	0.0	0.0	0.0	0.0	0.0	0.0	0.0	....	0.0
<b>Other Countries n.i.e</b>	910	<b>2.3</b>	<b>0.2</b>	<b>0.9</b>	<b>1.1</b>	<b>0.4</b>	<b>1.0</b>	<b>8.9</b>	<b>0.4</b>	<b>8.1</b>	<b>0.0</b>	<b>0.2</b>	<b>0.5</b>
Cuba	928	1.3	0.1	0.3	1.0	0.3	0.9	8.9	0.4	8.1	0.0	0.2	0.5
Korea, Dem. People's Rep.	954	1.0	0.1	0.6	0.1	0.1	0.2	0.0	....	....	....	0.0	....
<b>Special Categories</b>	899	<b>39.8</b>	<b>10.5</b>	<b>6.5</b>	<b>12.7</b>	<b>45.4</b>	<b>70.8</b>	<b>....</b>	<b>....</b>	<b>....</b>	<b>....</b>	<b>3.4</b>	<b>21.4</b>
<b>Countries &amp; Areas n.s.</b>	898	<b>687.5</b>	<b>179.4</b>	<b>203.3</b>	<b>276.2</b>	<b>232.9</b>	<b>259.6</b>	<b>268.3</b>	<b>67.4</b>	<b>110.2</b>	<b>37.7</b>	<b>103.3</b>	<b>73.5</b>
<b>Memorandum Items</b>													
Africa	605	467.1	63.3	108.8	99.0	157.1	172.1	301.1	62.5	61.8	68.7	63.9	82.9
Middle East	405	1,224.6	285.4	299.3	242.3	229.2	220.1	413.3	110.0	78.5	83.6	115.0	167.7
European Union	998	16,434.1	4,295.8	4,090.6	3,931.4	4,357.0	4,707.2	18,664.0	4,559.1	4,973.3	4,421.7	4,704.7	4,802.5
Export earnings: fuel	080	1,252.9	295.7	275.3	253.3	298.5	345.6	3,789.1	930.6	917.8	558.1	739.6	692.5
Export earnings: nonfuel	092	24,118.0	6,156.9	5,877.1	5,682.3	6,094.0	6,502.6	25,416.6	6,217.1	6,638.0	5,926.9	6,418.0	6,691.3

# Burkina Faso (748)

In Millions of U.S. Dollars

		Exports (FOB)						Imports (CIF)					
		2015	2015Q3	2015Q4	2016Q1	2016Q2	2016Q3	2015	2015Q3	2015Q4	2016Q1	2016Q2	2016Q3
IFS World		....	....	....	....	....	....	....	....	....	....	....	....
World	001	2,192.4	489.3	505.2	446.6	566.5	604.2	2,987.1	864.4	760.2	739.3	809.9	851.4
Advanced Economies	110	1,493.2	307.0	352.3	350.3	438.5	480.4	1,415.5	417.3	376.6	326.1	349.9	405.5
Euro Area	163	88.4	18.9	17.5	23.7	31.7	20.1	894.9	258.3	227.7	209.4	212.7	204.8
Austria	122	0.0	0.0 r	0.0 r	0.0 r	0.0 r	....	1.8	0.9 r	0.2 r	0.4 r	0.2 r	0.8 r
Belgium	124	1.4	0.3 r	0.2 r	0.5 r	1.2 r	0.3 r	87.0	22.0 r	25.2 r	21.6 r	34.1 r	26.6 r
Cyprus	423	....	....	....	....	....	....	0.1	....	0.1 r	0.3 r	0.3 r	0.3 r
Estonia	939	....	....	....	....	....	....	1.7	0.2 r	....	....	....	....
Finland	172	0.1	0.0 r	0.0 r	0.0 r	0.0 r	0.0 r	12.7	4.9 r	3.6 r	6.5 r	5.3 r	4.2 r
France	132	59.2	15.0 r	11.4 r	17.8 r	18.2 r	8.4 r	269.2	57.3 r	60.9 r	65.2 r	57.3 r	52.2 r
Germany	134	6.8	1.3 r	3.5 r	2.5 r	4.7 r	4.7 r	85.8	22.3 r	25.9 r	26.8 r	28.0 r	24.0 r
Greece	174	9.5	....	....	....	0.4 r	....	3.3	3.2 r	0.1 r	1.3 r	1.3 r	2.7 r
Ireland	178	0.0	0.0 r	0.0 r	0.0 r	0.0 r	0.0 r	7.9	1.4 r	2.1 r	1.6 r	2.7 r	1.6 r
Italy	136	0.7	0.2 r	0.2 r	0.0 r	0.0 r	0.3 r	65.5	28.1 r	14.6 r	11.5 r	16.9 r	13.6 r
Latvia	941	0.0	....	0.0 r	0.0 r	0.1 r	0.1 r	7.6	2.2 r	1.9 r	2.7 r	2.6 r	2.5 r
Lithuania	946	....	....	....	....	....	....	0.1	0.0 r	0.0 r	0.0 r	0.0 r	0.0 r
Malta	181	....	....	....	....	....	....	0.0	....	0.0 r	0.0 r	0.0 r	0.0 r
Netherlands	138	10.1	2.0 r	1.8 r	1.9 r	6.4 r	5.4 r	227.7	82.5 r	59.1 r	42.4 r	35.2 r	35.3 r
Portugal	182	....	....	....	....	....	....	9.6	2.4 r	3.3 r	3.1 r	2.5 r	2.6 r
Slovak Republic	936	....	....	....	....	....	....	0.2	0.0 r	0.2 r	0.2 r	0.4 r	0.1 r
Slovenia	961	0.0	....	0.0 r	0.0 r	0.0 r	0.0 r	0.0	0.0 r	0.0 r	0.0 r	0.0 r	0.2 r
Spain	184	0.6	0.1 r	0.4 r	0.9 r	0.8 r	1.0 r	114.7	30.9 r	30.4 r	25.9 r	25.8 r	38.0 r
Australia	193	0.0	0.0 r	0.0 r	0.0 r	0.0 r	....	16.9	1.8 r	7.8 r	2.2 r	2.2 r	....
Canada	156	12.2	0.5 r	3.5 r	0.0 r	7.1 r	6.4 r	24.2	6.7 r	4.5 r	7.0 r	12.7 r	11.9 r
China,P.R.: Hong Kong	532	0.1	0.0 r	0.0 r	0.1 r	0.2 r	0.3 r	1.2	1.0 r	0.1 r	0.1 r	0.2 r	0.4 r
China,P.R.: Macao	546	....	....	....	....	....	....	0.0	0.0 r	0.0 r	0.0 r	0.0 r	0.0 r
Czech Republic	935	0.0	0.0 r	0.0 r	0.0 r	0.0 r	0.0 r	6.4	0.7 r	3.9 r	1.6 r	0.5 r	2.9 r
Denmark	128	15.2	0.6 r	0.0 r	0.1 r	0.0 r	0.1 r	10.7	2.2 r	2.2 r	2.9 r	2.5 r	3.6 r
Iceland	176	....	....	....	....	....	....	0.0	0.0 r	0.0 r	0.0 r	0.0 r	0.0 r
Israel	436	0.3	0.1 r	0.1 r	0.1 r	0.1 r	0.1 r	15.6	3.9 r	3.9 r	5.7 r	5.6 r	5.5 r
Japan	158	16.2	8.7 r	2.3 r	0.2 r	1.3 r	2.7 r	83.3	3.4 r	54.2 r	24.1 r	30.4 r	102.8 r
Korea, Republic of	542	8.4	3.2 r	1.8 r	0.1 r	0.8 r	1.0 r	55.2	16.7 r	13.2 r	13.1 r	18.7 r	19.3 r
New Zealand	196	0.0	....	....	0.0 r	....	0.0 r	1.4	0.1 r	0.8 r	0.2 r	0.8 r	0.4 r
Norway	142	0.0	0.0 r	0.0 r	0.0 r	0.0 r	0.0 r	3.9	1.4 r	1.2 r	0.7 r	0.7 r	0.7 r
Singapore	576	218.5	4.3 r	9.5 r	43.8 r	61.1 r	0.4 r	13.7	5.4 r	1.7 r	2.3 r	2.2 r	1.9 r
Sweden	144	0.3	0.2 r	0.1 r	0.0 r	....	0.0 r	31.6	14.0 r	5.8 r	6.8 r	12.5 r	7.5 r
Switzerland	146	1,101.6	249.6 r	315.5 r	281.7 r	335.2 r	446.8 r	4.6	1.6 r	0.7 r	1.0 r	1.4 r	1.5 r
Taiwan Prov.of China	528	0.0	0.0 r	0.0 r	0.0 r	0.0 r	0.0 r	7.2	0.6 r	3.9 r	3.4 r	1.9 r	0.8 r
United Kingdom	112	30.6	20.6 r	1.7 r	0.4 r	0.6 r	1.9 r	52.2	16.8 r	17.4 r	16.4 r	17.4 r	19.9 r
United States	111	1.4	0.4 r	0.3 r	0.2 r	0.5 r	0.7 r	192.4	82.8 r	27.6 r	29.4 r	27.6 r	21.4 r
<b>Emerg. &amp; Dev. Economies</b>	<b>200</b>	<b>698.5</b>	<b>182.0</b>	<b>152.8</b>	<b>96.2</b>	<b>127.8</b>	<b>123.7</b>	<b>1,534.0</b>	<b>435.9</b>	<b>374.8</b>	<b>405.0</b>	<b>451.0</b>	<b>437.5</b>
<b>Emerg. &amp; Dev. Asia</b>	<b>505</b>	<b>315.1</b>	<b>73.9</b>	<b>75.7</b>	<b>36.9</b>	<b>24.6</b>	<b>48.6</b>	<b>546.9</b>	<b>155.2</b>	<b>139.5</b>	<b>151.0</b>	<b>163.6</b>	<b>169.9</b>
Bangladesh	513	0.0	0.0 r	0.0 r	0.0 r	0.0 r	0.0 r	0.1	0.0 r	0.0 r	0.0 r	0.0 r	0.0 r
Brunei Darussalam	516	....	....	....	....	....	....	0.0	0.0 r	0.0 r	0.0 r	0.0 r	0.0 r
Cambodia	522	....	....	....	....	....	....	0.1	0.0 r	0.0 r	0.0 r	0.0 r	0.0 r
China,P.R.: Mainland	924	64.7	19.9 r	10.3 r	1.4 r	5.0 r	0.1 r	330.3	100.4 r	82.7 r	83.6 r	107.3 r	103.1 r
F.T. French Polynesia	887	0.0 e	0.0 e	0.0 e	0.0 e	0.0 e	0.0 e	....	....	....	....	....	....
F.T. New Caledonia	839	....	....	....	....	....	....	0.0	0.0 r	0.0 r	0.0 r	0.0 r	0.0 r
India	534	224.2	46.2 r	58.8 r	29.9 r	10.2 r	40.7 r	97.3	21.6 r	29.9 r	40.0 r	28.0 r	37.0 r
Indonesia	536	6.4	1.6 r	0.9 r	1.6 r	3.2 r	2.9 r	11.6	4.0 r	4.3 r	4.8 r	5.5 r	5.1 r
Malaysia	548	1.9	0.5 r	1.1 r	0.9 r	0.3 r	0.2 r	23.6	5.8 r	5.3 r	7.3 r	9.0 r	9.7 r
Maldives	556	0.9 e	0.2 e	0.2 e	0.2 e	0.3 e	0.2 e	....	....	....	....	....	....
Mongolia	948	....	....	....	....	....	....	0.1	0.0 r	0.0 r	0.0 r	0.0 r	0.0 r
Myanmar	518	....	....	....	....	....	....	3.9	1.2 r	1.1 r	1.2 r	1.5 r	1.5 r
Palau	565	....	....	....	....	....	....	0.0	0.0 r	0.0 r	0.0 r	0.0 r	0.0 r
Philippines	566	....	....	....	....	....	....	0.7	0.4 r	....	....	....	....
Sri Lanka	524	....	....	....	....	....	....	0.5	0.1 r	0.2 r	0.2 r	0.1 r	0.0 r
Thailand	578	0.1	0.0 r	0.0 r	0.0 r	0.0 r	0.0 r	60.9	16.5 r	12.0 r	10.0 r	7.9 r	9.5 r
Vietnam	582	12.7	4.0 r	3.3 r	2.1 r	4.1 r	3.2 r	5.7	1.7 r	1.3 r	1.2 r	1.4 r	1.3 r
Asia n.s.	598	4.4	1.4 r	1.1 r	0.7 r	1.4 r	1.1 r	11.9	3.5 r	2.8 r	2.6 r	2.8 r	2.7 r

# Burkina Faso (748)

In Millions of U.S. Dollars

		Exports (FOB)						Imports (CIF)					
		2015	2015Q3	2015Q4	2016Q1	2016Q2	2016Q3	2015	2015Q3	2015Q4	2016Q1	2016Q2	2016Q3
Europe	170	19.0	5.8	4.4	3.9	6.6	5.0	117.5	44.6	39.6	55.2	62.7	49.8
Emerg. & Dev. Europe	903	9.1	2.9	1.9	2.1	3.6	2.5	43.4	12.5	8.4	8.9	13.3	8.3
Albania	914	....	....	....	....	....	....	0.1	0.0 r	0.0 r	0.0 r	0.0 r	0.0 r
Bosnia and Herzegovina	963	0.0 e	0.0 e	0.0 e	0.0 e	0.0 e	0.0 e	0.0	0.0 r	0.0 r	0.0 r	0.0 r	0.0 r
Bulgaria	918	6.2	1.6 r	1.6 r	1.6 r	1.6 r	1.6 r	0.1	0.0 r	0.0 r	0.2 r	0.0 r	0.1 r
Croatia	960	....	....	....	....	....	....	0.0	....	....	0.0 r	....	0.1 r
Gibraltar	823	....	....	....	....	....	....	10.7	3.2 r	2.5 r	2.3 r	2.6 r	2.4 r
Hungary	944	0.0	0.0 r	0.0 r	0.0 r	0.0 r	0.0 r	4.6	2.2 r	0.6 r	0.4 r	1.1 r	0.5 r
Montenegro	943	0.0 e	....	0.0 e	....	....	....	0.1 e	....	....	....	....	....
Poland	964	0.1	0.0 r	0.0 r	....	0.0 r	0.0 r	4.1	1.6 r	0.2 r	0.0 r	0.1 r	0.0 r
Romania	968	0.0	0.0 r	0.0 r	0.0 r	0.0 r	0.0 r	1.7	0.5 r	0.6 r	0.3 r	0.1 r	0.2 r
Serbia, Republic of	942	0.2	0.2 r	....	....	0.0 r	0.0 r	0.0	....	0.0 r	0.0 r	....	....
Turkey	186	2.6	1.1 r	0.3 r	0.6 r	2.0 r	0.9 r	21.9	5.0 r	4.5 r	5.5 r	9.4 r	5.0 r
CIS	901	1.9	0.5	0.5	0.5	0.5	0.5	74.1	32.1	31.1	46.3	49.4	41.5
Armenia	911	0.0	0.0 r	0.0 r	0.0 r	0.0 r	0.0 r	....	....	....	....	....	....
Azerbaijan, Rep. of	912	1.8	0.4 r	0.4 r	0.4 r	0.4 r	0.4 r	0.0	0.0 r	0.0 r	0.0 r	0.0 r	0.0 r
Belarus	913	....	....	....	....	0.0 r	0.0 r	1.3	....	....	....	0.1 r	0.1 r
Georgia	915	0.1	....	....	....	....	....	0.0	0.0 r	0.0 r	0.0 r	0.0 r	0.0 r
Kazakhstan	916	....	....	....	....	....	....	0.0	0.0 r	0.0 r	0.0 r	0.0 r	0.0 r
Kyrgyz Republic	917	0.1 e	0.0 e	0.0 e	0.0 e	0.0 e	0.0 e	....	....	....	....	....	....
Russian Federation	922	0.0	0.0 r	0.0 r	....	0.0 r	....	60.1	27.8 r	26.3 r	41.3 r	44.1 r	36.4 r
Ukraine	926	0.0	....	0.0 r	0.0 r	0.0 r	....	12.7	4.3 r	4.8 r	5.0 r	5.2 r	5.0 r
Europe n.s.	884	8.0	2.5 r	2.1 r	1.3 r	2.6 r	2.0 r	0.0	0.0 r	0.0 r	0.0 r	0.0 r	0.0 r
Mid East, N Africa, Pak	440	15.4	5.0	4.3	2.6	4.7	3.6	114.3	34.1	30.1	31.4	34.3	32.1
Afghanistan, I.R. of	512	....	....	....	....	....	....	0.0	0.0 r	0.0 r	0.0 r	0.0 r	0.0 r
Algeria	612	0.1	0.0 r	0.0 r	0.0 r	0.0 r	0.0 r	9.8	2.9 r	2.3 r	2.1 r	2.3 r	2.2 r
Djibouti	611	0.0	0.0 r	0.0 r	0.0 r	0.0 r	0.0 r	0.0	0.0 r	0.0 r	0.0 r	0.0 r	0.0 r
Egypt	469	0.3	0.1 r	0.0 r	0.0 r	0.0 r	0.0 r	10.0	3.2 r	2.9 r	2.5 r	2.7 r	2.4 r
Iran, I.R. of	429	....	....	....	....	....	....	0.5	0.2 r	0.1 r	0.1 r	0.1 r	0.1 r
Jordan	439	0.3	....	0.0 r	0.0 r	....	0.1 r	0.1	0.1 r	....	0.0 r	0.1 r	0.0 r
Kuwait	443	....	....	....	....	....	....	0.3	0.1 r	0.1 r	0.1 r	0.1 r	0.1 r
Lebanon	446	0.6	0.1 r	0.1 r	....	....	....	3.7	0.6 r	0.9 r	1.7 r	2.1 r	2.1 r
Libya	672	0.1	0.0 r	0.0 r	0.0 r	0.0 r	0.0 r	6.0	1.8 r	1.4 r	1.3 r	1.4 r	1.3 r
Mauritania	682	2.1	0.7 r	0.6 r	0.4 r	0.7 r	0.5 r	0.0	0.0 r	0.0 r	0.0 r	0.0 r	0.0 r
Morocco	686	0.3	0.0 r	0.1 r	0.2 r	0.5 r	0.4 r	55.5	17.3 r	16.0 r	17.1 r	18.4 r	16.9 r
Pakistan	564	0.1	0.0 r	0.0 r	0.0 r	0.0 r	0.0 r	6.9	2.0 r	1.6 r	1.5 r	1.5 r	1.5 r
Qatar	453	....	....	....	....	....	....	0.1	0.0 r	0.0 r	0.0 r	0.0 r	0.0 r
Saudi Arabia	456	....	....	....	....	....	....	2.9	0.9 r	0.7 r	0.6 r	0.7 r	0.6 r
Sudan	732	0.0	0.0 r	0.0 r	0.0 r	0.0 r	0.0 r	0.0	0.0 r	0.0 r	0.0 r	0.0 r	0.0 r
Syrian Arab Republic	463	0.1	0.0 r	0.0 r	0.0 r	0.0 r	0.0 r	....	....	....	....	....	....
Tunisia	744	0.0	0.0 r	0.0 r	0.0 r	0.0 r	0.0 r	8.6	2.4 r	1.9 r	2.0 r	2.4 r	2.4 r
United Arab Emirates	466	11.5	4.0 r	3.4 r	2.0 r	3.5 r	2.5 r	9.9	2.7 r	2.1 r	2.2 r	2.6 r	2.5 r
Sub-Saharan Africa	603	348.5	97.2	68.3	52.7	91.7	66.3	665.2	179.3	140.3	139.0	160.8	156.8
Angola	614	0.0	0.0 r	0.0 r	0.0 r	0.0 r	0.0 r	0.3	0.1 r	0.1 r	0.1 r	0.1 r	0.1 r
Benin	638	6.1	1.3 r	0.9 r	0.9 r	2.2 r	2.1 r	2.9	0.9 r	0.7 r	0.6 r	0.7 r	0.6 r
Cabo Verde	624	....	....	....	....	....	....	0.0	0.0 r	0.0 r	0.0 r	0.0 r	0.0 r
Cameroon	622	0.3	0.0 r	0.0 r	0.1 r	0.2 r	0.2 r	7.7	2.3 r	1.8 r	1.7 r	1.8 r	1.7 r
Central African Rep.	626	0.0	0.0 r	0.0 r	0.0 r	0.0 r	0.0 r	....	....	....	....	....	....
Chad	628	0.4	0.1 r	0.1 r	0.1 r	0.2 r	0.2 r	....	....	....	....	....	....
Congo, Dem. Rep. of	636	0.2	0.1 r	0.1 r	0.0 r	0.1 r	0.0 r	0.0	0.0 r	0.0 r	0.0 r	0.0 r	0.0 r
Congo, Republic of	634	0.3	0.1 r	0.1 r	0.0 r	0.1 r	0.1 r	0.7	0.2 r	0.2 r	0.2 r	0.2 r	0.2 r
Côte d'Ivoire	662	77.4	25.0 r	19.8 r	11.4 r	20.3 r	14.5 r	249.3	57.7 r	44.4 r	50.9 r	65.3 r	68.5 r
Equatorial Guinea	642	0.0	0.0 r	0.0 r	0.0 r	0.0 r	0.0 r	4.7	1.4 r	1.1 r	1.0 r	1.1 r	1.0 r
Eritrea	643	0.1	0.0 r	0.0 r	0.0 r	0.0 r	0.0 r	0.0	0.0 r	0.0 r	0.0 r	0.0 r	0.0 r
Ethiopia	644	0.0	0.0 r	0.0 r	0.0 r	0.0 r	0.0 r	0.1	0.0 r	0.0 r	0.0 r	0.0 r	0.0 r
Gabon	646	0.0	0.0 r	0.0 r	0.0 r	0.0 r	0.0 r	0.0	0.0 r	0.0 r	0.0 r	0.0 r	0.0 r
Gambia, The	648	0.0	0.0 r	0.0 r	0.0 r	0.0 r	0.0 r	0.0	0.0 r	0.0 r	0.0 r	0.0 r	0.0 r
Ghana	652	52.1	16.7 r	13.8 r	8.6 r	16.3 r	12.5 r	118.8	31.5 r	23.9 r	23.7 r	27.4 r	26.7 r
Guinea	656	1.8	0.6 r	0.5 r	0.3 r	0.6 r	0.5 r	0.3	0.1 r	0.1 r	0.1 r	0.1 r	0.1 r
Kenya	664	....	....	....	....	....	....	0.1	0.0 r	0.0 r	0.0 r	0.0 r	0.0 r

# Burkina Faso (748)

In Millions of U.S. Dollars

		Exports (FOB)						Imports (CIF)					
		2015	2015Q3	2015Q4	2016Q1	2016Q2	2016Q3	2015	2015Q3	2015Q4	2016Q1	2016Q2	2016Q3
Liberia	668	0.4	0.1 r	0.1 r	0.1 r	0.1 r	0.1 r	0.0	0.0 r	0.0 r	0.0 r	0.0 r	0.0 r
Madagascar	674	0.0	0.0 r	0.0 r	0.0 r	0.0 r	0.0 r	0.6	0.2 r	0.1 r	0.1 r	0.1 r	0.1 r
Malawi	676	....	....	....	....	....	....	0.0	0.0 r	0.0 r	0.0 r	0.0 r	0.0 r
Mali	678	28.2	4.4 r	3.2 r	4.8 r	13.4 r	13.7 r	42.6	12.7 r	10.0 r	9.3 r	10.2 r	9.5 r
Mauritius	684	....	....	....	....	....	....	0.1	....	0.0 r	0.0 r	0.0 r	0.0 r
Mozambique	688	0.0	0.0 r	0.0 r	0.0 r	0.0 r	0.0 r	....	....	....	....	....	....
Namibia	728	....	....	....	....	....	....	0.0	0.0 r	0.0 r	0.0 r	0.0 r	0.0 r
Niger	692	29.7	9.4 r	7.8 r	4.9 r	9.4 r	7.3 r	20.7	6.2 r	4.8 r	4.5 r	5.0 r	4.6 r
Nigeria	694	0.4	0.1 r	0.0 r	0.1 r	0.2 r	0.2 r	11.9	3.6 r	3.0 r	2.9 r	3.2 r	3.1 r
Rwanda	714	0.0	0.0 r	0.0 r	0.0 r	0.0 r	0.0 r	0.0	0.0 r	0.0 r	0.0 r	0.0 r	0.0 r
Senegal	722	5.8	....	0.0 r	0.1 r	0.1 r	0.1 r	29.2	6.0 r	6.1 r	5.0 r	5.5 r	5.2 r
Sierra Leone	724	1.8	0.6 r	0.5 r	0.3 r	0.6 r	0.5 r	0.0	0.0 r	0.0 r	0.0 r	0.0 r	0.0 r
South Africa	199	84.9	19.2 r	5.3 r	11.9 r	11.7 r	2.6 r	77.0	27.1 r	21.1 r	17.3 r	16.5 r	13.4 r
Swaziland	734	0.3	0.1 r	0.1 r	0.0 r	0.1 r	0.1 r	0.0	0.0 r	0.0 r	0.0 r	0.0 r	0.0 r
Tanzania	738	....	....	....	....	....	....	0.0	0.0 r	0.0 r	0.0 r	0.0 r	0.0 r
Togo	742	55.3	18.6 r	15.2 r	8.7 r	15.3 r	10.9 r	98.1	29.2 r	22.9 r	21.5 r	23.5 r	21.9 r
Uganda	746	....	....	....	....	....	....	0.0	0.0 r	0.0 r	0.0 r	0.0 r	0.0 r
Zambia	754	....	....	....	....	....	....	0.0	....	....	....	....	0.0 r
Africa n.s.	799	2.9	0.9 r	0.8 r	0.5 r	0.9 r	0.7 r	0.0	0.0 r	0.0 r	0.0 r	0.0 r	0.0 r
<b>Western Hemisphere</b>	205	<b>0.4</b>	<b>0.1</b>	<b>0.1</b>	<b>0.1</b>	<b>0.1</b>	<b>0.1</b>	<b>90.1</b>	<b>22.7</b>	<b>25.2</b>	<b>28.4</b>	<b>29.5</b>	<b>28.9</b>
Anguilla	312	0.1	0.0 r	0.0 r	0.0 r	0.0 r	0.0 r	....	....	....	....	....	....
Argentina	213	....	....	....	....	....	....	3.0	0.8 r	0.9 r	0.8 r	0.7 r	0.7 r
Aruba	314	0.0 e	....	0.0 e	0.0 e	0.0 e	0.0 e	....	....	....	....	....	....
Bolivia	218	0.0 e	....	0.0 e	....	....	....	....	....	....	....	....	....
Brazil	223	0.0	0.0 r	....	....	....	....	42.6	7.1 r	13.9 r	17.1 r	17.5 r	17.4 r
Chile	228	0.0	0.0 r	....	....	....	....	5.2	3.2 r	1.3 r	1.8 r	1.8 r	1.9 r
Costa Rica	238	0.0 e	0.0 e	0.0 e	0.0 e	0.0 e	0.0 e	0.6	0.2 r	0.1 r	0.1 r	0.1 r	0.1 r
Curacao	354	....	....	....	....	....	....	0.7	0.2 r	0.2 r	0.1 r	0.2 r	0.2 r
Dominica	321	....	....	....	....	....	....	0.0	0.0 r	0.0 r	0.0 r	0.0 r	0.0 r
Dominican Republic	243	....	....	....	....	....	....	0.0	0.0 r	0.0 r	0.0 r	0.0 r	0.0 r
Ecuador	248	0.0	0.0 r	0.0 r	0.0 r	0.0 r	0.0 r	0.0	0.0 r	0.0 r	0.0 r	0.0 r	0.0 r
El Salvador	253	....	....	....	....	....	....	0.0	0.0 r	0.0 r	0.0 r	0.0 r	0.0 r
Greenland	326	0.0 e	0.0 e	0.0 e	0.0 e	0.0 e	0.0 e	....	....	....	....	....	....
Guatemala	258	....	....	....	....	....	....	17.6	5.2 r	4.1 r	3.8 r	4.2 r	3.9 r
Haiti	263	0.1	0.0 r	0.0 r	0.0 r	0.0 r	0.0 r	....	....	....	....	....	....
Honduras	268	....	....	....	....	....	....	0.0	0.0 r	0.0 r	0.0 r	0.0 r	0.0 r
Jamaica	343	....	....	....	....	....	....	0.1	0.0 r	0.0 r	0.0 r	0.0 r	0.0 r
Mexico	273	0.1	0.0 r	0.0 r	0.0 r	0.0 r	0.0 r	2.5	0.6 r	0.6 r	0.6 r	0.6 r	0.6 r
Netherlands Antilles	353	0.0 e	0.0 e	0.0 e	0.0 e	0.0 e	0.0 e	....	....	....	....	....	....
Panama	283	....	....	....	....	....	....	0.0	0.0 r	0.0 r	0.0 r	0.0 r	0.0 r
Peru	293	0.0	0.0 r	0.0 r	0.0 r	0.0 r	0.0 r	0.6	0.2 r	0.2 r	0.2 r	0.2 r	0.2 r
St. Vincent & Grens.	364	....	....	....	....	....	....	0.0	0.0 r	0.0 r	0.0 r	0.0 r	0.0 r
Trinidad and Tobago	369	....	....	....	....	....	....	17.0	5.1 r	4.0 r	3.7 r	4.1 r	3.8 r
Venezuela, Rep. Bol.	299	....	....	....	....	....	....	0.2	0.1 r	0.0 r	0.0 r	0.1 r	0.0 r
Western Hem. n.s.	399	0.2	0.1 r	0.0 r	0.0 r	0.1 r	0.0 r	0.0	0.0 r	0.0 r	0.0 r	0.0 r	0.0 r
<b>Other Countries n.i.e</b>	910	<b>0.6</b>	<b>0.2</b>	<b>0.2</b>	<b>0.1</b>	<b>0.2</b>	<b>0.2</b>	<b>35.8</b>	<b>10.6</b>	<b>8.4</b>	<b>7.8</b>	<b>8.6</b>	<b>8.0</b>
Cuba	928	....	....	....	....	....	....	0.0	0.0 r	0.0 r	0.0 r	0.0 r	0.0 r
Korea, Dem. People's Rep.	954	0.6	0.2 r	0.2 r	0.1 r	0.2 r	0.2 r	35.7	10.6 r	8.4 r	7.8 r	8.6 r	8.0 r
<b>Countries &amp; Areas n.s.</b>	898	<b>....</b>	<b>....</b>	<b>....</b>	<b>....</b>	<b>....</b>	<b>....</b>	<b>1.8</b>	<b>0.5 r</b>	<b>0.4 r</b>	<b>0.4 r</b>	<b>0.4 r</b>	<b>0.4 r</b>
<b>Memorandum Items</b>													
Africa	605	351.0	98.0	69.0	53.3	92.9	67.2	739.1	201.9	160.5	160.3	183.9	178.2
Middle East	405	12.8	4.2	3.6	2.0	3.6	2.7	33.6	9.5	8.2	8.6	9.7	9.2
European Union	998	140.8	41.9	20.9	25.7	33.9	23.6	1,006.4	296.3	258.5	237.9	246.9	239.6
Export earnings: fuel	080	14.5	4.8	4.1	2.6	4.4	3.4	124.4	46.8	41.4	55.7	60.0	51.5
Export earnings: nonfuel	092	2,177.9	484.5	501.2	444.0	562.1	600.8	2,862.7	817.6	718.8	683.6	749.8	799.9



# Burundi (618)

In Millions of U.S. Dollars

		Exports (FOB)						Imports (CIF)					
		2015	2015Q3	2015Q4	2016Q1	2016Q2	2016Q3	2015	2015Q3	2015Q4	2016Q1	2016Q2	2016Q3
IFS World		113.4	36.0	35.2	29.5	20.0	32.2	723.8	173.7	146.9	169.0	174.6	219.8
World	001	122.2	26.2	27.6	23.6	16.9	23.8	560.7	125.3	124.5	118.3	138.9	159.6
Advanced Economies	110	40.9	2.6	5.1	4.3	2.8	2.3	162.3	32.1	41.6	28.6	34.8	39.8
Euro Area	163	8.4	1.3	2.4	2.2	1.2	1.1	104.1	21.7	26.8	14.4	25.0	25.6
Austria	122	....	....	....	....	0.0 r	....	0.1	0.0 r	0.0 r	0.1 r	0.0 r	0.0 r
Belgium	124	4.3	0.7 r	1.3 r	1.4 r	0.8 r	0.6 r	34.5	6.5 r	13.5 r	3.6 r	9.1 r	2.9 r
Cyprus	423	....	....	....	....	....	....	0.4	0.4 r	0.0 r	0.0 r	....	....
Finland	172	0.3 e	....	0.3 e	0.2 e	....	0.3 e	0.1	....	0.0 r	0.0 r	0.0 r	0.0 r
France	132	0.7	0.1 r	0.2 r	0.1 r	0.1 r	0.1 r	20.1	4.7 r	2.2 r	4.1 r	3.7 r	11.6 r
Germany	134	1.3	0.3 r	0.3 r	0.2 r	0.2 r	0.1 r	8.2	2.1 r	1.8 r	2.7 r	5.9 r	2.8 r
Greece	174	....	....	....	....	....	....	0.1	0.1 r	0.1 r	0.1 r	0.1 r	0.2 r
Ireland	178	....	....	....	....	....	....	0.1	0.0 r	0.0 r	0.0 r	0.0 r	0.0 r
Italy	136	1.1	0.2 r	0.2 r	0.3 r	0.1 r	0.0 r	4.2	0.8 r	1.7 r	0.9 r	2.7 r	1.8 r
Latvia	941	....	....	....	....	....	....	0.0	0.0 r	0.0 r	0.0 r	0.0 r	0.0 r
Lithuania	946	....	....	....	....	....	0.0 r	0.0	....	0.0 r	0.0 r	0.0 r	....
Netherlands	138	0.7	0.0 r	0.0 r	0.0 r	0.0 r	0.0 r	35.5	7.2 r	7.1 r	3.0 r	3.3 r	6.4 r
Portugal	182	....	....	....	0.0 r	....	....	0.0	0.0 r	0.0 r	0.0 r	....	0.0 r
Slovak Republic	936	....	....	....	....	....	....	0.1	....	....	....	....	....
Spain	184	....	....	....	....	....	....	0.7	0.0 r	0.4 r	0.0 r	0.1 r	0.0 r
Australia	193	0.1	0.0 r	0.0 r	0.0 r	0.0 r	0.0 r	1.0	....	....	0.0 r	0.1 r	0.0 r
Canada	156	0.3	0.0 r	0.1 r	0.0 r	0.1 r	0.0 r	2.7	0.1 r	0.5 r	0.1 r	0.7 r	0.2 r
China,P.R.: Hong Kong	532	1.1	0.1 r	0.3 r	0.6 r	0.6 r	0.6 r	7.7	0.4 r	1.8 r	0.3 r	0.0 r	0.3 r
Czech Republic	935	....	....	....	....	....	....	0.0	0.0 r	0.0 r	0.0 r	0.0 r	0.0 r
Denmark	128	0.0	0.0 r	0.0 r	0.0 r	....	0.0 r	14.8	2.6 r	4.3 r	4.4 r	4.2 r	4.3 r
Iceland	176	....	....	....	....	....	....	0.0	0.0 r	0.0 r	0.0 r	0.0 r	0.0 r
Israel	436	....	....	....	....	....	....	0.0	0.0 r	0.0 r	0.0 r	0.0 r	0.0 r
Japan	158	0.3	0.0 r	0.1 r	0.2 r	0.0 r	0.0 r	15.3	3.9 r	3.6 r	2.4 r	2.3 r	2.6 r
Korea, Republic of	542	0.2	0.1 r	0.0 r	0.2 r	0.2 r	0.0 r	2.1	0.1 r	0.2 r	0.0 r	0.6 r	0.9 r
New Zealand	196	....	....	....	....	....	....	0.0	0.0 r	0.0 r	0.0 r	0.0 r	0.0 r
Norway	142	0.1	0.0 r	0.0 r	0.0 r	0.0 r	0.0 r	0.1	0.0 r	0.0 r	0.0 r	0.2 r	....
Singapore	576	5.3	0.4 r	0.7 r	0.4 r	0.4 r	0.4 r	0.3	0.2 r	0.0 r	0.0 r	0.0 r	....
Sweden	144	0.2	0.0 r	0.1 r	0.0 r	0.0 r	0.0 r	0.1	0.0 r	0.0 r	0.0 r	0.1 r	0.0 r
Switzerland	146	22.5	0.2 r	0.6 r	0.0 r	0.0 r	0.0 r	1.3	0.9 r	0.1 r	2.0 r	0.1 r	1.7 r
Taiwan Prov. of China	528	0.3 e	0.0 e	0.1 e	0.1 e	0.0 e	0.0 e	0.1	0.0 r	0.0 r	0.1 r	0.0 r	0.0 r
United Kingdom	112	0.6	0.2 r	0.1 r	0.2 r	0.0 r	0.1 r	4.7	0.9 r	1.0 r	0.8 r	1.1 r	1.6 r
United States	111	1.4	0.1 r	0.5 r	0.3 r	0.2 r	0.0 r	7.9	1.1 r	3.3 r	4.2 r	0.4 r	2.5 r
Emerg. & Dev. Economies	200	81.0	23.5	22.4	19.2	14.1	21.4	398.4	93.2	82.9	89.7	104.1	119.8
Emerg. & Dev. Asia	505	1.3	0.4	0.0	0.1	1.0	0.4	162.3	37.2	35.6	35.5	44.7	49.1
American Samoa	859	....	....	....	....	....	....	0.0	0.0 r	0.0 r	0.0 r	0.0 r	0.0 r
Bangladesh	513	....	....	....	....	....	....	0.2	0.0 r	0.0 r	0.0 r	0.0 r	0.0 r
China,P.R.: Mainland	924	0.8	0.3 r	0.0 r	0.1 r	0.2 r	0.2 r	70.5	13.3 r	14.9 r	12.5 r	22.6 r	21.4 r
F.T. French Polynesia	887	0.0 e	0.0 e	0.0 e	0.0 e	0.0 e	0.0 e	....	....	....	....	....	....
F.T. New Caledonia	839	....	....	....	....	....	....	0.0	0.0 r	0.0 r	0.0 r	0.0 r	0.0 r
India	534	0.1	....	....	0.0 r	0.8 r	0.2 r	67.1	18.2 r	15.0 r	17.9 r	16.5 r	21.0 r
Indonesia	536	....	....	....	....	....	....	0.4	0.1 r	0.2 r	....	....	....
Malaysia	548	....	....	....	....	....	....	2.0	0.2 r	0.9 r	....	0.2 r	....
Mongolia	948	0.0 e	0.0 e	0.0 e	0.0 e	0.0 e	0.0 e	....	....	....	....	....	....
Philippines	566	0.0 e	0.0 e	....	....	....	....	0.1	....	....	....	....	....
Sri Lanka	524	....	....	....	....	....	....	0.0	0.0 r	0.0 r	0.0 r	0.0 r	0.0 r
Thailand	578	0.3	0.1 r	0.0 r	0.0 r	....	0.0 r	0.8	0.2 r	0.2 r	0.1 r	0.3 r	0.2 r
Vietnam	582	....	....	....	....	....	....	21.0	5.0 r	4.3 r	4.9 r	5.1 r	6.4 r
Asia n.s.	598	....	....	....	....	....	....	0.1	0.0 r	0.0 r	0.0 r	0.0 r	0.0 r
Europe	170	7.5	2.1	2.1	1.7	1.3	1.9	10.6	2.8	1.7	3.5	1.7	1.4
Emerg. & Dev. Europe	903	0.3	0.1	0.1	0.0	0.0	0.0	3.2	0.8	0.7	0.8	1.1	0.9
Albania	914	....	....	....	....	....	....	0.0	0.0 r	0.0 r	0.0 r	0.0 r	0.0 r
Bosnia and Herzegovina	963	....	....	....	....	....	....	0.0	0.0 r	0.0 r	0.0 r	0.0 r	0.0 r
Bulgaria	918	....	....	....	....	....	....	0.2	0.0 r	0.0 r	0.0 r	0.0 r	0.0 r
Croatia	960	0.0	....	....	....	....	....	....	....	....	0.0 r	....	....
Faroe Islands	816	0.0 e	0.0 e	0.0 e	0.0 e	0.0 e	0.0 e	....	....	....	....	....	....
Gibraltar	823	0.1	0.0 r	0.0 r	0.0 r	0.0 r	0.0 r	....	....	....	....	....	....

# Burundi (618)

In Millions of U.S. Dollars

		Exports (FOB)						Imports (CIF)					
		2015	2015Q3	2015Q4	2016Q1	2016Q2	2016Q3	2015	2015Q3	2015Q4	2016Q1	2016Q2	2016Q3
Hungary	944	....	....	....	....	....	....	0.1	0.1 r	0.0 r	....	0.0 r	....
Montenegro	943	0.0 e	....	....	....	0.0 e	....	....	....	....	....	....	....
Poland	964	....	....	....	....	....	....	0.2	0.0 r	0.0 r	0.0 r	0.0 r	0.1 r
Romania	968	0.0	....	....	....	0.0 r	....	0.2	....	0.2 r	0.3 r	0.4 r	0.3 r
Serbia, Republic of	942	0.2 e	0.0 e	0.0 e	....	....	....	....	....	....	....	....	....
Turkey	186	....	....	....	....	....	....	2.5	0.6 r	0.5 r	0.4 r	0.7 r	0.5 r
<b>CIS</b>	901	<b>1.7</b>	<b>0.4</b>	<b>0.4</b>	<b>0.3</b>	<b>0.4</b>	<b>0.4</b>	<b>7.4</b>	<b>2.0</b>	<b>1.0</b>	<b>2.7</b>	<b>0.6</b>	<b>0.5</b>
Armenia	911	....	....	....	....	....	....	0.0	0.0 r	0.0 r	0.0 r	0.0 r	0.0 r
Azerbaijan, Rep. of	912	....	....	....	....	....	....	0.0	0.0 r	0.0 r	0.0 r	0.0 r	0.0 r
Georgia	915	....	....	....	....	....	....	0.0	0.0 r	0.0 r	0.0 r	0.0 r	0.0 r
Kazakhstan	916	1.7 e	0.4 e	0.4 e	0.3 e	0.4 e	0.4 e	....	....	....	....	....	....
Russian Federation	922	....	....	....	....	....	....	5.3	2.0 r	1.0 r	2.7 r	0.6 r	0.5 r
Ukraine	926	....	....	....	....	....	....	2.1	0.0 r	0.0 r	....	....	....
Europe n.s.	884	5.5	1.6 r	1.6 r	1.3 r	0.9 r	1.5 r	....	....	....	....	....	....
<b>Mid East, N Africa, Pak</b>	440	<b>19.4</b>	<b>5.5</b>	<b>5.6</b>	<b>5.3</b>	<b>3.5</b>	<b>5.7</b>	<b>73.0</b>	<b>16.4</b>	<b>14.2</b>	<b>16.4</b>	<b>18.0</b>	<b>23.7</b>
Bahrain, Kingdom of	419	0.0 e	0.0 e	0.0 e	0.0 e	0.0 e	0.0 e	0.4	0.1 r	0.1 r	0.2 r	0.2 r	0.3 r
Djibouti	611	....	....	....	....	....	....	0.0	0.0 r	0.0 r	0.0 r	0.0 r	0.0 r
Egypt	469	....	....	....	....	....	....	6.4	1.7 r	1.4 r	0.7 r	0.7 r	0.9 r
Jordan	439	....	....	....	....	....	....	0.0	0.0 r	0.0 r	0.0 r	0.0 r	0.0 r
Kuwait	443	0.0 e	0.0 e	0.0 e	0.0 e	0.0 e	0.0 e	....	....	....	....	....	....
Lebanon	446	0.0	0.0 r	0.0 r	0.0 r	0.0 r	0.0 r	0.0	0.0 r	....	....	....	....
Mauritania	682	0.0	0.0 r	0.0 r	0.0 r	0.0 r	0.0 r	0.1	0.0 r	0.0 r	0.0 r	0.0 r	0.0 r
Morocco	686	....	....	....	....	....	....	0.1	0.0 r	0.0 r	0.0 r	0.0 r	0.0 r
Oman	449	2.7	0.8 r	0.8 r	0.6 r	0.4 r	0.7 r	0.3	0.0 r	0.0 r	0.1 r	0.1 r	0.2 r
Pakistan	564	....	....	....	....	....	....	2.1	0.5 r	0.5 r	0.5 r	0.5 r	0.5 r
Qatar	453	....	....	....	....	....	....	0.0	0.0 r	0.0 r	0.0 r	0.0 r	0.0 r
Saudi Arabia	456	....	....	....	....	....	....	35.5	7.2 r	6.3 r	8.3 r	9.7 r	13.3 r
Somalia	726	0.0	0.0 r	0.0 r	0.0 r	0.0 r	0.0 r	....	....	....	....	....	....
Sudan	732	2.2	0.4 r	0.7 r	1.1 r	0.7 r	1.2 r	0.0	0.0 r	....	....	....	....
Syrian Arab Republic	463	....	....	....	....	....	....	0.0	0.0 r	0.0 r	0.0 r	0.0 r	0.0 r
Tunisia	744	....	....	....	....	....	....	0.1	0.0 r	0.0 r	0.0 r	0.0 r	0.0 r
United Arab Emirates	466	14.5	4.3 r	4.2 r	3.5 r	2.3 r	3.8 r	27.7	6.7 r	5.7 r	6.5 r	6.7 r	8.4 r
<b>Sub-Saharan Africa</b>	603	<b>52.7</b>	<b>15.5</b>	<b>14.6</b>	<b>12.2</b>	<b>8.3</b>	<b>13.4</b>	<b>151.8</b>	<b>36.6</b>	<b>31.3</b>	<b>34.1</b>	<b>39.3</b>	<b>45.3</b>
Angola	614	0.0	0.0 r	0.0 r	0.0 r	0.0 r	0.0 r	0.0	0.0 r	0.0 r	0.0 r	0.0 r	0.0 r
Benin	638	0.0	0.0 r	0.0 r	0.0 r	0.0 r	0.0 r	....	....	....	....	....	....
Botswana	616	....	....	....	....	....	....	0.0 e	0.0 e	0.0 e	0.0 e	0.0 e	0.0 e
Burkina Faso	748	....	....	....	....	....	....	0.0	0.0 r	0.0 r	0.0 r	0.0 r	0.0 r
Cameroon	622	....	....	....	....	....	....	0.0	0.0 r	0.0 r	0.0 r	0.0 r	0.0 r
Central African Rep.	626	....	....	....	....	....	....	0.0	0.0 r	0.0 r	0.0 r	0.0 r	0.0 r
Congo, Dem. Rep. of	636	28.3	8.3 r	8.1 r	6.8 r	4.5 r	7.4 r	2.8	0.6 r	0.5 r	0.6 r	0.7 r	0.9 r
Congo, Republic of	634	0.0	0.0 r	0.0 r	0.0 r	0.0 r	0.0 r	....	....	....	....	....	....
Côte d'Ivoire	662	0.0	0.0 r	0.0 r	0.0 r	0.0 r	0.0 r	0.0	0.0 r	0.0 r	0.0 r	0.0 r	0.0 r
Equatorial Guinea	642	0.0	0.0 r	0.0 r	0.0 r	0.0 r	0.0 r	....	....	....	....	....	....
Ethiopia	644	0.0	0.0 r	0.0 r	0.0 r	0.0 r	0.0 r	0.8	0.2 r	0.2 r	0.2 r	0.2 r	0.2 r
Gabon	646	0.0	0.0 r	0.0 r	0.0 r	0.0 r	0.0 r	....	....	....	....	....	....
Ghana	652	....	....	....	....	....	....	0.1	0.0 r	0.0 r	0.0 r	0.0 r	0.0 r
Guinea	656	0.0	0.0 r	0.0 r	0.0 r	0.0 r	0.0 r	0.0	0.0 r	0.0 r	0.0 r	0.0 r	0.0 r
Kenya	664	13.4	3.9 r	3.9 r	3.2 r	2.1 r	3.5 r	36.2	9.0 r	7.8 r	9.1 r	9.5 r	12.1 r
Lesotho	666	....	....	....	....	....	....	0.0 e	0.0 e	0.0 e	0.0 e	0.0 e	0.0 e
Liberia	668	....	....	....	....	....	....	0.0	0.0 r	0.0 r	0.0 r	0.0 r	0.0 r
Madagascar	674	....	....	....	....	....	....	0.1	0.0 r	0.0 r	0.0 r	0.0 r	0.0 r
Mali	678	0.0	0.0 r	0.0 r	0.0 r	0.0 r	0.0 r	0.0	0.0 r	0.0 r	0.0 r	0.0 r	0.0 r
Mauritius	684	0.4	0.3 r	....	....	....	....	0.2	0.1 r	....	....	....	....
Mozambique	688	....	....	....	....	....	....	0.0	0.0 r	0.0 r	0.0 r	0.0 r	0.0 r
Niger	692	0.0	0.0 r	0.0 r	0.0 r	0.0 r	0.0 r	0.0	0.0 r	0.0 r	0.0 r	0.0 r	0.0 r
Nigeria	694	0.1	0.0 r	0.0 r	0.0 r	0.0 r	0.0 r	0.0	0.0 r	0.0 r	0.0 r	0.0 r	0.0 r
Rwanda	714	4.6	1.3 r	1.3 r	1.2 r	0.8 r	1.5 r	6.4	1.5 r	1.3 r	1.5 r	1.6 r	2.1 r
Senegal	722	0.1	0.1 r	....	....	....	....	0.0	0.0 r	0.0 r	0.0 r	0.0 r	0.0 r
Seychelles	718	....	....	....	....	....	....	1.2	0.3 r	0.2 r	0.3 r	0.3 r	0.4 r
Sierra Leone	724	0.0	0.0 r	0.0 r	0.0 r	0.0 r	0.0 r	....	....	....	....	....	....

# Burundi (618)

In Millions of U.S. Dollars

		Exports (FOB)						Imports (CIF)					
		2015	2015Q3	2015Q4	2016Q1	2016Q2	2016Q3	2015	2015Q3	2015Q4	2016Q1	2016Q2	2016Q3
South Africa	199	0.0	0.0 r	0.0 r	0.0 r	0.0 r	0.0 r	24.3	3.8 r	2.7 r	3.4 r	5.9 r	1.3 r
Swaziland	734	....	....	....	....	....	....	1.4	0.3 r	0.3 r	0.3 r	0.3 r	0.4 r
Tanzania	738	2.2	0.6 r	0.6 r	0.5 r	0.3 r	0.6 r	44.0	10.2 r	8.7 r	10.2 r	10.8 r	13.9 r
Togo	742	0.0	0.0 r	0.0 r	0.0 r	0.0 r	0.0 r	0.0	0.0 r	0.0 r	0.0 r	0.0 r	0.0 r
Uganda	746	3.1	0.6 r	0.6 r	0.3 r	0.3 r	0.3 r	27.5	9.6 r	8.0 r	6.2 r	6.4 r	8.3 r
Zambia	754	0.3	0.2 r	0.0 r	0.0 r	0.0 r	0.0 r	6.1	0.9 r	1.6 r	2.1 r	3.3 r	5.6 r
Zimbabwe	698	0.0	0.0 r	0.0 r	0.0 r	0.0 r	0.0 r	0.4	0.1 r	0.1 r	0.1 r	0.1 r	0.1 r
<b>Western Hemisphere</b>	<b>205</b>	<b>0.0</b>	<b>0.0</b>	<b>0.0</b>	<b>0.0</b>	<b>0.0</b>	<b>0.0</b>	<b>0.8</b>	<b>0.2</b>	<b>0.2</b>	<b>0.2</b>	<b>0.3</b>	<b>0.2</b>
Argentina	213	0.0 e	0.0 e	0.0 e	0.0 e	0.0 e	0.0 e	....	....	....	....	....	....
Barbados	316	0.0 e	0.0 e	0.0 e	0.0 e	0.0 e	0.0 e	....	....	....	....	....	....
Bolivia	218	0.0 e	....	....	....	....	....	....	....	....	....	....	....
Brazil	223	0.0	....	....	....	....	....	0.1	....	0.1 r	....	0.2 r	0.0 r
Chile	228	....	....	....	....	....	0.0 r	....	....	....	....	....	....
Colombia	233	....	....	....	....	....	....	0.0	0.0 r	0.0 r	0.0 r	0.0 r	0.0 r
Curacao	354	....	....	....	....	....	....	0.0	0.0 r	0.0 r	0.0 r	0.0 r	0.0 r
Greenland	326	....	....	....	....	....	....	0.0	0.0 r	0.0 r	0.0 r	0.0 r	0.0 r
Haiti	263	....	....	....	....	....	....	0.0	0.0 r	0.0 r	0.0 r	0.0 r	0.0 r
Mexico	273	....	....	....	....	....	....	0.2	0.0 r	0.0 r	0.0 r	0.0 r	0.0 r
Nicaragua	278	....	....	....	....	....	....	0.0	0.0 r	0.0 r	0.0 r	0.0 r	0.0 r
Peru	293	0.0 e	0.0 e	0.0 e	0.0 e	0.0 e	0.0 e	0.0	0.0 r	0.0 r	0.0 r	0.0 r	0.0 r
St. Kitts and Nevis	361	....	....	....	....	....	....	0.0	0.0 r	0.0 r	0.0 r	0.0 r	0.0 r
Suriname	366	....	....	....	....	....	....	0.2	0.0 r	0.0 r	0.0 r	0.0 r	0.1 r
Uruguay	298	0.0 e	....	0.0 e	0.0 e	0.0 e	0.0 e	....	....	....	....	....	....
Venezuela, Rep. Bol.	299	....	....	....	....	....	....	0.2	0.0 r	0.0 r	0.0 r	0.0 r	0.1 r
Western Hem. n.s.	399	....	....	....	....	....	....	0.1	0.0 r	0.0 r	0.0 r	0.0 r	0.0 r
<b>Other Countries n.i.e</b>	<b>910</b>	<b>....</b>	<b>....</b>	<b>....</b>	<b>....</b>	<b>....</b>	<b>....</b>	<b>0.0</b>	<b>0.0</b>	<b>0.0</b>	<b>0.0</b>	<b>0.0</b>	<b>0.0</b>
Korea, Dem. People's Rep.	954	....	....	....	....	....	....	0.0	0.0 r	0.0 r	0.0 r	0.0 r	0.0 r
<b>Countries &amp; Areas n.s.</b>	<b>898</b>	<b>0.3</b>	<b>0.1 r</b>	<b>0.1 r</b>	<b>0.1 r</b>	<b>0.0 r</b>	<b>0.1 r</b>	<b>....</b>	<b>....</b>	<b>....</b>	<b>....</b>	<b>....</b>	<b>....</b>
<b>Memorandum Items</b>													
Africa	605	55.0	15.9	15.3	13.3	9.0	14.6	152.2	36.7	31.3	34.2	39.4	45.4
Middle East	405	17.2	5.0	4.9	4.1	2.7	4.5	70.4	15.8	13.6	15.8	17.4	23.1
European Union	998	9.2	1.6	2.6	2.4	1.3	1.2	124.4	25.4	32.3	20.0	30.7	32.0
Export earnings: fuel	080	19.1	5.5	5.4	4.5	3.2	5.0	69.5	16.1	13.2	17.9	17.4	22.7
Export earnings: nonfuel	092	103.1	20.7	22.2	19.1	13.7	18.8	491.2	109.2	111.4	100.4	121.5	136.8

# Cabo Verde (624)

In Millions of U.S. Dollars

		Exports (FOB)						Imports (CIF)					
		2015	2015Q3	2015Q4	2016Q1	2016Q2	2016Q3	2015	2015Q3	2015Q4	2016Q1	2016Q2	2016Q3
IFS World		58.1	....	....	....	....	....	562.7	....	....	....	....	....
World	001	561.9	32.5	446.3	205.3	47.1	44.3	606.3	142.7	144.4	147.6	201.4	198.1
Advanced Economies	110	536.5	27.7	438.8	195.3	36.4	35.2	481.6	107.7	115.0	119.0	161.7	157.4
Euro Area	163	128.1	26.9	32.0	35.8	35.5	33.7	434.9	95.4	101.6	106.8	152.4	141.7
Austria	122	....	....	....	....	....	0.0 r	0.2	0.1 r	0.0 r	0.1 r	0.1 r	0.2 r
Belgium	124	0.1	0.0 r	0.0 r	0.0 r	0.0 r	0.0 r	16.4	3.2 r	3.3 r	6.4 r	5.3 r	2.9 r
Cyprus	423	....	....	....	....	....	....	0.2	0.0 r	0.0 r	0.1 r	0.0 r	0.0 r
Finland	172	0.1	0.0 r	0.0 r	0.0 r	0.0 r	....	0.8	0.5 r	0.2 r	0.1 r	1.5 r	0.1 r
France	132	0.5	0.2 r	0.1 r	0.1 r	0.2 r	0.1 r	16.0	3.7 r	3.2 r	4.6 r	29.7 r	5.1 r
Germany	134	0.4	0.1 r	0.3 r	0.1 r	0.0 r	0.0 r	10.0	2.4 r	2.5 r	2.3 r	3.1 r	3.2 r
Greece	174	0.1	....	0.1 r	....	....	....	0.1	0.1 r	0.0 r	0.1 r	0.0 r	0.0 r
Ireland	178	....	....	....	....	....	....	0.2	0.0 r	0.1 r	0.0 r	0.1 r	0.0 r
Italy	136	1.4	0.4 r	0.5 r	0.6 r	1.2 r	1.3 r	11.1	1.9 r	3.2 r	3.9 r	1.9 r	5.0 r
Latvia	941	....	....	....	....	....	....	....	....	....	0.0 e	....	0.0 e
Lithuania	946	....	....	....	....	....	....	0.1	0.0 r	0.0 r	....	0.0 r	0.0 r
Luxembourg	137	0.0	0.0 r	0.0 r	....	....	....	0.2	0.1 r	0.0 r	0.0 r	0.0 r	0.0 r
Malta	181	....	....	....	....	....	....	0.7	0.1 r	0.1 r	0.0 r	0.1 r	0.0 r
Netherlands	138	18.0	3.6 r	5.7 r	1.6 r	1.6 r	1.7 r	70.3	9.4 r	7.9 r	4.9 r	5.3 r	4.6 r
Portugal	182	54.5	9.6 r	13.3 r	16.2 r	15.5 r	14.8 r	263.9	64.5 r	68.2 r	70.8 r	79.2 r	88.3 r
Slovak Republic	936	....	....	....	....	....	....	0.5	0.2 r	....	0.0 r	0.0 r	....
Slovenia	961	....	....	....	....	....	....	0.1	0.0 r	0.0 r	0.0 r	0.0 r	0.0 r
Spain	184	53.0	13.0 r	12.1 r	17.2 r	17.0 r	15.8 r	44.2	9.2 r	12.8 r	13.6 r	25.9 r	32.2 r
Australia	193	405.9 e	0.0 e	405.9 e	158.5 e	0.0 e	....	0.0	....	....	....	0.2 r	....
Canada	156	0.0	0.0 r	0.0 r	0.0 r	0.0 r	0.0 r	2.0	0.5 r	0.6 r	0.5 r	0.6 r	0.4 r
China,P.R.: Hong Kong	532	....	....	....	....	....	....	0.0	0.0 r	0.0 r	0.0 r	0.0 r	0.0 r
Czech Republic	935	0.0	0.0 r	0.0 r	....	0.0 r	....	0.5	0.1 r	0.1 r	0.0 r	0.1 r	0.0 r
Denmark	128	....	....	....	....	....	....	0.5	0.2 r	0.0 r	0.1 r	0.1 r	0.2 r
Iceland	176	....	....	....	....	....	....	0.7	0.2 r	0.2 r	0.2 r	0.2 r	0.2 r
Israel	436	0.0	0.0 r	0.0 r	0.0 r	0.0 r	0.0 r	0.1	0.0 r	0.0 r	0.0 r	0.0 r	0.0 r
Japan	158	....	....	....	....	....	....	7.7	4.1 r	1.4 r	2.0 r	1.7 r	1.4 r
Korea, Republic of	542	0.1	0.0 r	0.0 r	0.0 r	0.0 r	....	9.9	3.0 r	3.6 r	3.4 r	3.2 r	3.0 r
New Zealand	196	0.1 e	0.1 e	0.0 e	0.0 e	0.0 e	0.0 e	0.2	0.2 r	....	....	0.0 r	....
Norway	142	0.1	....	0.0 r	0.0 r	0.0 r	0.0 r	0.5	0.0 r	....	0.0 r	0.0 r	0.0 r
Singapore	576	....	....	....	....	....	....	0.2	0.1 r	0.0 r	1.5 r	0.2 r	0.0 r
Sweden	144	....	....	....	....	....	....	1.0	0.1 r	0.4 r	0.6 r	0.5 r	0.2 r
Switzerland	146	....	....	....	....	....	....	6.7	0.4 r	1.6 r	0.5 r	0.7 r	0.4 r
Taiwan Prov.of China	528	0.0 e	....	....	....	....	....	0.0	0.0 r	0.0 r	....	....	0.0 r
United Kingdom	112	0.6	0.2 r	0.3 r	0.5 r	0.4 r	0.4 r	4.2	0.7 r	1.7 r	0.8 r	0.4 r	1.5 r
United States	111	1.7	0.4 r	0.7 r	0.5 r	0.4 r	1.1 r	12.4	2.8 r	3.7 r	2.6 r	1.4 r	8.4 r
Emerg. & Dev. Economies	200	24.2	4.5	7.1	9.6	10.3	8.7	112.0	32.0	26.5	25.7	35.5	36.6
Emerg. & Dev. Asia	505	4.1	0.8	1.0	0.6	0.6	0.6	53.7	19.3	11.0	8.2	13.7	13.5
Bangladesh	513	....	....	....	....	....	....	0.1	0.0 r	0.0 r	0.0 r	0.0 r	0.0 r
Bhutan	514	....	....	....	....	....	....	0.0	0.0 r	0.0 r	0.0 r	0.0 r	0.0 r
Cambodia	522	....	....	....	....	....	....	0.0	0.0 r	0.0 r	0.0 r	0.0 r	0.0 r
China,P.R.: Mainland	924	2.0	0.3 r	0.5 r	0.0 r	0.1 r	0.1 r	33.6	10.5 r	7.2 r	6.2 r	10.8 r	12.0 r
Fiji	819	0.0 e	0.0 e	0.0 e	0.0 e	0.0 e	0.0 e	....	....	....	....	....	....
F.T. New Caledonia	839	0.0 e	0.0 e	0.0 e	0.0 e	0.0 e	0.0 e	....	....	....	....	....	....
India	534	0.2	0.1 r	0.0 r	0.0 r	0.0 r	0.0 r	1.4	0.3 r	0.3 r	0.4 r	0.3 r	0.2 r
Indonesia	536	0.0	0.0 r	....	0.0 r	....	....	0.8	0.2 r	0.2 r	0.1 r	0.1 r	0.1 r
Malaysia	548	0.8	0.2 r	0.2 r	0.2 r	0.2 r	0.2 r	4.0	1.2 r	1.0 r	0.1 r	0.0 r	0.0 r
Nepal	558	0.0 e	0.0 e	0.0 e	0.0 e	0.0 e	0.0 e	....	....	....	....	....	....
Philippines	566	....	....	....	....	....	....	0.0	....	....	0.0 r	0.0 r	0.0 r
Sri Lanka	524	0.1	0.0 r	0.0 r	0.0 r	0.0 r	0.0 r	0.1	0.0 r	0.0 r	0.0 r	0.0 r	0.0 r
Thailand	578	0.0	....	....	0.0 r	0.0 r	0.0 r	12.2	6.7 r	1.9 r	1.0 r	1.9 r	0.7 r
Timor-Leste	537	....	....	....	....	....	....	0.0	0.0 r	0.0 r	0.0 r	0.0 r	0.0 r
Tuvalu	869	....	....	....	....	....	....	0.0	0.0 r	0.0 r	0.0 r	0.0 r	0.0 r
Vietnam	582	0.9	0.2 r	0.2 r	0.3 r	0.3 r	0.2 r	1.4	0.3 r	0.3 r	0.3 r	0.4 r	0.4 r
Asia n.s.	598	....	....	....	....	....	....	0.1	0.0 r	0.0 r	0.0 r	0.0 r	0.0 r

# Cabo Verde (624)

In Millions of U.S. Dollars

		Exports (FOB)						Imports (CIF)					
		2015	2015Q3	2015Q4	2016Q1	2016Q2	2016Q3	2015	2015Q3	2015Q4	2016Q1	2016Q2	2016Q3
<b>Europe</b>	170	<b>5.0</b>	<b>0.5</b>	<b>2.6</b>	<b>1.6</b>	<b>2.0</b>	<b>0.8</b>	<b>10.3</b>	<b>2.3</b>	<b>4.7</b>	<b>9.0</b>	<b>10.8</b>	<b>10.1</b>
<b>Emerg. &amp; Dev. Europe</b>	903	<b>3.6</b>	<b>0.3</b>	<b>2.2</b>	<b>1.2</b>	<b>1.6</b>	<b>0.4</b>	<b>6.6</b>	<b>1.9</b>	<b>1.7</b>	<b>0.9</b>	<b>2.7</b>	<b>2.0</b>
Albania	914	....	....	....	....	....	....	0.0	0.0 r	0.0 r	0.0 r	0.0 r	0.0 r
Bosnia and Herzegovina	963	0.0 e	0.0 e	0.0 e	0.0 e	0.0 e	0.0 e	....	....	....	....	....	....
Bulgaria	918	....	....	....	....	....	....	0.0	....	....	....	0.0 r	0.0 r
Croatia	960	....	....	....	....	....	0.0 r	0.2	....	....	....	0.7 r	....
Faroe Islands	816	0.0 e	0.0 e	0.0 e	0.0 e	0.0 e	0.0 e	....	....	....	....	....	....
Gibraltar	823	1.2	0.2 r	0.3 r	0.3 r	0.3 r	0.3 r	0.1	0.0 r	0.0 r	0.0 r	0.0 r	0.0 r
Hungary	944	....	....	....	....	....	....	0.0	0.0 r	0.0 r	0.0 r	0.0 r	0.0 r
Macedonia, FYR	962	0.0 e	0.0 e	0.0 e	0.0 e	0.0 e	0.0 e	....	....	....	....	....	....
Montenegro	943	0.0 e	0.0 e	....	....	0.0 e	0.0 e	....	....	....	....	....	....
Poland	964	....	....	....	....	....	....	1.4	0.5 r	0.3 r	0.2 r	0.3 r	0.7 r
Romania	968	....	....	....	....	0.1 r	....	0.2	0.1 r	0.1 r	0.1 r	0.1 r	0.1 r
Turkey	186	2.4	0.0 r	1.9 r	0.8 r	1.2 r	0.1 r	4.6	1.2 r	1.3 r	0.6 r	1.5 r	1.2 r
<b>CIS</b>	901	<b>1.4</b>	<b>0.3</b>	<b>0.3</b>	<b>0.4</b>	<b>0.4</b>	<b>0.4</b>	<b>3.7</b>	<b>0.3</b>	<b>3.0</b>	<b>8.1</b>	<b>8.1</b>	<b>8.1</b>
Azerbaijan, Rep. of	912	0.0 e	0.0 e	0.0 e	0.0 e	0.0 e	0.0 e	....	....	....	....	....	....
Kazakhstan	916	0.0 e	0.0 e	0.0 e	0.0 e	0.0 e	0.0 e	....	....	....	....	....	....
Kyrgyz Republic	917	....	....	....	....	....	....	0.0	0.0 r	0.0 r	0.0 r	0.0 r	0.0 r
Moldova	921	1.4	0.3 r	0.3 r	0.4 r	0.4 r	0.4 r	0.0	0.0 r	0.0 r	0.0 r	0.0 r	0.0 r
Russian Federation	922	....	....	....	....	....	....	3.6	0.3 r	2.9 r	8.1 r	8.1 r	8.1 r
Ukraine	926	....	....	....	....	....	....	0.1	....	0.1 r	....	....	....
Uzbekistan	927	....	....	....	....	....	....	0.0	0.0 r	0.0 r	0.0 r	0.0 r	0.0 r
Europe n.s.	884	....	....	....	....	....	....	0.0	0.0 r	0.0 r	0.0 r	0.0 r	0.0 r
<b>Mid East, N Africa, Pak</b>	440	<b>4.4</b>	<b>1.7</b>	<b>1.7</b>	<b>5.2</b>	<b>5.4</b>	<b>5.0</b>	<b>6.5</b>	<b>1.1</b>	<b>1.5</b>	<b>1.6</b>	<b>2.1</b>	<b>2.0</b>
Afghanistan, I.R. of	512	....	....	....	....	....	....	0.0	0.0 r	0.0 r	0.0 r	0.0 r	0.0 r
Algeria	612	0.5	0.1 r	0.1 r	0.2 r	0.2 r	0.2 r	0.4	0.1 r	0.1 r	0.1 r	0.1 r	0.1 r
Bahrain, Kingdom of	419	0.0 e	0.0 e	0.0 e	0.0 e	0.0 e	0.0 e	....	....	....	....	....	....
Egypt	469	0.1	0.0 r	0.0 r	0.0 r	0.0 r	0.0 r	1.6	0.3 r	0.6 r	0.9 r	1.2 r	1.2 r
Iran, I.R. of	429	....	....	....	....	....	....	0.0	0.0 r	0.0 r	0.0 r	0.0 r	0.0 r
Jordan	439	....	....	....	....	....	....	0.0	0.0 r	0.0 r	0.0 r	0.0 r	0.0 r
Kuwait	443	0.0 e	0.0 e	0.0 e	0.0 e	0.0 e	0.0 e	....	....	....	....	....	....
Lebanon	446	....	....	....	....	....	....	0.2	0.1 r	0.0 r	....	....	....
Mauritania	682	....	....	....	....	....	....	0.1	0.0 r	0.0 r	0.0 r	0.0 r	0.0 r
Morocco	686	2.4	1.3 r	1.2 r	4.6 r	4.8 r	4.5 r	3.1	0.3 r	0.5 r	0.3 r	0.4 r	0.4 r
Oman	449	0.3	0.1 r	0.1 r	0.1 r	0.1 r	0.1 r	....	....	....	....	....	....
Pakistan	564	....	....	....	....	....	....	0.4	0.1 r	0.1 r	0.1 r	0.1 r	0.1 r
Qatar	453	....	....	....	....	....	....	0.1	0.0 r	0.0 r	0.0 r	0.0 r	0.0 r
Saudi Arabia	456	0.3	0.1 r	0.1 r	0.1 r	0.1 r	0.1 r	0.1	0.0 r	0.0 r	0.0 r	0.0 r	0.0 r
Tunisia	744	....	....	....	....	....	....	0.1	0.0 r	0.0 r	0.0 r	0.0 r	0.0 r
United Arab Emirates	466	0.8	0.2 r	0.2 r	0.2 r	0.2 r	0.2 r	0.5	0.1 r	0.1 r	0.1 r	0.2 r	0.1 r
West Bank and Gaza	487	....	....	....	....	....	....	0.0	0.0 r	0.0 r	0.0 r	0.0 r	0.0 r
<b>Sub-Saharan Africa</b>	603	<b>8.6</b>	<b>1.4</b>	<b>1.5</b>	<b>1.5</b>	<b>1.6</b>	<b>1.5</b>	<b>8.2</b>	<b>2.4</b>	<b>2.0</b>	<b>1.5</b>	<b>2.0</b>	<b>1.8</b>
Angola	614	0.0	0.0 r	0.0 r	0.0 r	0.0 r	0.0 r	0.0	0.0 r	0.0 r	0.0 r	0.0 r	0.0 r
Burkina Faso	748	0.0 e	0.0 e	0.0 e	0.0 e	0.0 e	0.0 e	....	....	....	....	....	....
Cameroon	622	0.0 e	0.0 e	0.0 e	0.0 e	0.0 e	0.0 e	0.0	0.0 r	0.0 r	0.0 r	0.0 r	0.0 r
Congo, Dem. Rep. of	636	....	....	....	....	....	....	0.2	0.0 r	0.0 r	0.0 r	0.1 r	0.1 r
Congo, Republic of	634	....	....	....	....	....	....	0.0	0.0 r	0.0 r	0.0 r	0.0 r	0.0 r
Côte d'Ivoire	662	0.2	0.1 r	0.1 r	0.1 r	0.1 r	0.1 r	0.5	0.1 r	0.1 r	0.1 r	0.1 r	0.1 r
Equatorial Guinea	642	0.1	0.0 r	0.0 r	0.0 r	0.0 r	0.0 r	....	....	....	....	....	....
Ethiopia	644	0.0	0.0 r	0.0 r	0.0 r	0.0 r	0.0 r	0.0	0.0 r	0.0 r	0.0 r	0.0 r	0.0 r
Gabon	646	....	....	....	....	....	....	0.1	0.0 r	0.0 r	0.0 r	0.0 r	0.0 r
Gambia, The	648	0.0	0.0 r	0.0 r	0.0 r	0.0 r	0.0 r	0.0	0.0 r	0.0 r	0.0 r	0.0 r	0.0 r
Ghana	652	0.0	0.0 r	0.0 r	0.0 r	0.0 r	0.0 r	1.2	0.3 r	0.3 r	0.3 r	0.4 r	0.4 r
Guinea	656	1.0	0.2 r	0.2 r	0.3 r	0.3 r	0.3 r	0.0	0.0 r	0.0 r	0.0 r	0.0 r	0.0 r
Guinea-Bissau	654	0.1	0.0 r	0.0 r	0.0 r	0.0 r	0.0 r	0.1	0.0 r	0.0 r	0.0 r	0.0 r	0.0 r
Kenya	664	0.0	0.0 r	0.0 r	0.0 r	0.0 r	0.0 r	0.0	0.0 r	0.0 r	0.0 r	0.0 r	0.0 r
Mali	678	....	....	....	....	....	....	0.0	0.0 r	0.0 r	0.0 r	0.0 r	0.0 r
Mauritius	684	....	....	....	....	....	....	0.0	....	....	....	....	....
Mozambique	688	0.1	0.0 r	0.0 r	0.0 r	0.0 r	0.0 r	....	....	....	....	....	....
Nigeria	694	0.0	0.0 r	0.0 r	0.0 r	0.0 r	0.0 r	0.1	0.0 r	0.0 r	0.0 r	0.0 r	0.0 r

# Cabo Verde (624)

In Millions of U.S. Dollars

		Exports (FOB)						Imports (CIF)					
		2015	2015Q3	2015Q4	2016Q1	2016Q2	2016Q3	2015	2015Q3	2015Q4	2016Q1	2016Q2	2016Q3
São Tomé & Príncipe	716	0.0	0.0 r	0.0 r	0.0 r	0.0 r	0.0 r	0.1	0.0 r	0.0 r	0.0 r	0.0 r	0.0 r
Senegal	722	2.8	0.1 r	0.1 r	....	....	....	2.5	1.0 r	0.6 r	0.2 r	0.3 r	0.3 r
Sierra Leone	724	1.5	0.3 r	0.4 r	0.4 r	0.4 r	0.4 r	0.0	0.0 r	0.0 r	0.0 r	0.0 r	0.0 r
South Africa	199	....	....	....	....	....	....	1.0	0.3 r	0.2 r	0.2 r	0.4 r	0.2 r
Tanzania	738	0.0 e	0.0 e	0.0 e	0.0 e	0.0 e	0.0 e	....	....	....	....	....	....
Togo	742	2.5	0.6 r	0.6 r	0.6 r	0.6 r	0.6 r	2.0	0.5 r	0.5 r	0.5 r	0.5 r	0.5 r
Uganda	746	....	....	....	....	....	....	0.3	0.1 r	0.1 r	0.1 r	0.1 r	0.1 r
Zambia	754	0.1	0.0 r	0.0 r	0.0 r	0.0 r	0.0 r	....	....	....	....	....	....
<b>Western Hemisphere</b>	<b>205</b>	<b>2.2</b>	<b>0.1</b>	<b>0.4</b>	<b>0.8</b>	<b>0.8</b>	<b>0.8</b>	<b>33.2</b>	<b>6.8</b>	<b>7.3</b>	<b>5.4</b>	<b>7.0</b>	<b>9.2</b>
Antigua and Barbuda	311	0.0	0.0 r	0.0 r	0.0 r	0.0 r	0.0 r	....	....	....	....	....	....
Argentina	213	....	....	....	....	....	....	5.2	1.3 r	1.3 r	1.3 r	1.3 r	1.3 r
Aruba	314	0.0 e	....	0.0 e	....	....	....	....	....	....	....	....	....
Barbados	316	0.0 e	0.0 e	0.0 e	0.0 e	0.0 e	0.0 e	....	....	....	....	....	....
Belize	339	0.0	0.0 r	0.0 r	0.0 r	0.0 r	0.0 r	....	....	....	....	....	....
Bermuda	319	0.0 e	0.0 e	0.0 e	0.0 e	0.0 e	0.0 e	....	....	....	....	....	....
Brazil	223	0.0	0.0 r	0.0 r	0.0 r	0.0 r	0.0 r	23.1	5.3 r	4.8 r	3.7 r	5.1 r	7.6 r
Chile	228	....	....	....	....	....	....	1.8	....	0.0 r	0.1 r	0.3 r	....
Colombia	233	....	....	....	....	....	....	1.2	....	0.9 r	....	....	....
Costa Rica	238	....	....	....	....	....	....	0.0	0.0 r	0.0 r	0.0 r	0.0 r	0.0 r
Curacao	354	....	....	....	....	....	....	0.0	0.0 r	0.0 r	0.0 r	0.0 r	0.0 r
Dominica	321	....	....	....	....	....	....	0.0	0.0 r	0.0 r	0.0 r	0.0 r	0.0 r
Dominican Republic	243	0.0 e	0.0 e	0.0 e	0.0 e	0.0 e	0.0 e	....	....	....	....	....	....
Ecuador	248	0.1	0.0 r	0.0 r	0.0 r	0.0 r	0.0 r	0.2	....	0.1 r	....	....	....
El Salvador	253	1.7	....	0.2 r	0.6 r	0.6 r	0.6 r	....	....	....	....	....	....
Grenada	328	0.0 e	0.0 e	0.0 e	0.0 e	0.0 e	0.0 e	....	....	....	....	....	....
Guyana	336	0.0 e	0.0 e	0.0 e	0.0 e	0.0 e	0.0 e	....	....	....	....	....	....
Honduras	268	....	....	....	0.0 e	0.0 e	0.0 e	....	....	....	....	....	....
Mexico	273	....	....	....	....	....	....	0.0	0.0 r	0.0 r	0.0 r	0.0 r	0.0 r
Netherlands Antilles	353	0.0 e	0.0 e	0.0 e	0.0 e	0.0 e	0.0 e	....	....	....	....	....	....
Panama	283	0.3	0.1 r	0.1 r	0.1 r	0.1 r	0.1 r	0.0	0.0 r	0.0 r	0.0 r	0.0 r	0.0 r
Paraguay	288	0.0 e	....	0.0 e	0.0 e	0.0 e	0.0 e	0.4	0.1 r	0.1 r	0.1 r	0.1 r	0.1 r
Peru	293	0.0	0.0 r	0.0 r	0.0 r	0.0 r	0.0 r	0.6	0.1 r	0.1 r	0.1 r	0.2 r	0.2 r
Uruguay	298	....	....	....	....	....	....	0.8	0.0 r	....	....	....	....
Western Hem. n.s.	399	....	....	....	....	....	....	0.0	0.0 r	0.0 r	0.0 r	0.0 r	0.0 r
<b>Other Countries n.i.e</b>	<b>910</b>	<b>0.0</b>	<b>0.0</b>	<b>0.0</b>	<b>0.0</b>	<b>0.0</b>	<b>0.0</b>	<b>0.1</b>	<b>0.0</b>	<b>0.0</b>	<b>0.0</b>	<b>0.0</b>	<b>0.0</b>
Cuba	928	0.0	0.0 r	0.0 r	0.0 r	0.0 r	0.0 r	0.1	0.0 r	0.0 r	0.0 r	0.0 r	0.0 r
Korea, Dem. People's Rep.	954	....	....	....	....	....	....	0.0	0.0 r	0.0 r	0.0 r	0.0 r	0.0 r
<b>Special Categories</b>	<b>899</b>	<b>1.3</b>	<b>0.3 r</b>	<b>0.3 r</b>	<b>0.4 r</b>	<b>0.4 r</b>	<b>0.4 r</b>	<b>....</b>	<b>....</b>	<b>....</b>	<b>....</b>	<b>....</b>	<b>....</b>
<b>Countries &amp; Areas n.s.</b>	<b>898</b>	<b>....</b>	<b>....</b>	<b>....</b>	<b>....</b>	<b>....</b>	<b>....</b>	<b>12.6</b>	<b>3.0 r</b>	<b>2.9 r</b>	<b>2.9 r</b>	<b>4.1 r</b>	<b>4.0 r</b>
<b>Memorandum Items</b>													
Africa	605	11.5	2.8	2.8	6.3	6.6	6.1	11.8	2.8	2.6	2.0	2.5	2.3
Middle East	405	1.4	0.3	0.4	0.4	0.4	0.4	2.5	0.6	0.7	1.0	1.4	1.4
European Union	998	128.7	27.1	32.2	36.3	36.1	34.1	443.0	97.1	104.3	108.7	154.6	144.4
Export earnings: fuel	080	2.1	0.4	0.5	0.6	0.6	0.6	6.4	0.6	4.2	8.4	8.5	8.5
Export earnings: nonfuel	092	559.8	32.0	445.7	204.7	46.5	43.7	599.9	142.1	140.2	139.2	192.9	189.6

# Cambodia (522)

In Millions of U.S. Dollars

		Exports (FOB)						Imports (CIF)					
		2015	2015Q3	2015Q4	2016Q1	2016Q2	2016Q3	2015	2015Q3	2015Q4	2016Q1	2016Q2	2016Q3
IFS World		11,960.0	....	....	....	....	....	14,400.0	....	....	....	....	....
World	001	8,576.9	2,498.8	2,088.6	2,518.9	2,541.1	2,862.1	11,215.2	2,749.9	2,907.9	2,688.0	2,923.1	2,748.5
Advanced Economies	110	6,977.9	2,102.7	1,718.1	2,045.9	1,980.3	2,318.4	3,331.1	820.6	845.3	789.0	825.5	796.0
Euro Area	163	2,160.5	652.0	545.2	674.4	563.8	736.2	298.4	79.8	88.3	75.9	96.8	81.0
Austria	122	22.7	6.8 r	6.2 r	9.7 r	6.3 r	12.1 r	7.2	3.5 r	1.3 r	2.5 r	1.0 r	5.3 r
Belgium	124	282.5	73.1 r	70.3 r	114.2 r	98.4 r	103.9 r	18.8	4.3 r	4.7 r	5.1 r	4.6 r	2.7 r
Cyprus	423	0.5	0.2 r	0.1 r	0.1 r	0.1 r	0.2 r	1.0	0.2 r	0.3 r	0.3 r	0.2 r	0.2 r
Estonia	939	0.9	0.1 r	0.1 r	0.3 r	0.2 r	0.1 r	0.1	0.1 r	0.0 r	0.0 r	0.0 r	0.0 r
Finland	172	4.2	1.6 r	1.1 r	0.8 r	0.9 r	1.1 r	5.8	2.4 r	1.4 r	3.5 r	12.8 r	9.3 r
France	132	298.3	92.6 r	77.9 r	95.7 r	93.2 r	118.5 r	65.5	16.1 r	17.3 r	15.9 r	15.1 r	15.3 r
Germany	134	748.4	215.7 r	188.1 r	212.6 r	172.2 r	205.8 r	106.2	35.0 r	37.5 r	17.0 r	29.3 r	14.9 r
Greece	174	14.4	3.5 r	2.6 r	3.1 r	3.2 r	3.4 r	0.3	0.1 r	0.0 r	0.0 r	0.3 r	0.3 r
Ireland	178	30.0	8.6 r	6.7 r	8.1 r	9.1 r	10.6 r	6.4	1.0 r	1.3 r	2.0 r	1.5 r	2.4 r
Italy	136	197.4	60.5 r	49.0 r	53.0 r	41.9 r	62.3 r	35.9	6.2 r	8.7 r	10.0 r	10.3 r	9.6 r
Latvia	941	1.9	0.4 r	0.7 r	0.9 r	0.8 r	0.3 r	0.0	0.0 r	0.0 r	0.0 r	0.0 r	0.0 r
Lithuania	946	1.4	0.3 r	0.5 r	0.7 r	0.7 r	0.4 r	0.3	0.1 r	0.1 r	0.1 r	0.0 r	0.0 r
Luxembourg	137	16.1	5.0 r	3.9 r	3.7 r	3.0 r	1.1 r	14.4	2.3 r	7.2 r	12.8 r	13.1 r	13.0 r
Malta	181	0.1	0.0 r	0.0 r	0.0 r	0.0 r	0.0 r	0.0	0.0 r	0.0 r	0.0 r	0.0 r	0.0 r
Netherlands	138	248.7	81.8 r	65.8 r	68.5 r	57.6 r	90.8 r	28.9	7.1 r	6.2 r	4.7 r	5.6 r	6.1 r
Portugal	182	6.1	2.0 r	1.5 r	1.1 r	1.6 r	1.9 r	0.7	0.0 r	0.4 r	0.0 r	0.9 r	0.1 r
Slovak Republic	936	12.2	4.0 r	3.5 r	2.8 r	2.0 r	3.4 r	0.4	0.1 r	0.0 r	0.0 r	0.0 r	0.1 r
Slovenia	961	1.1	0.3 r	0.3 r	0.5 r	0.4 r	0.1 r	0.4	0.1 r	0.1 r	0.1 r	0.0 r	0.1 r
Spain	184	273.6	95.3 r	67.0 r	98.6 r	72.2 r	120.4 r	6.2	1.2 r	1.8 r	1.9 r	1.8 r	1.6 r
Australia	193	88.3	25.5 r	22.1 r	20.9 r	20.8 r	33.5 r	31.3	7.8 r	9.7 r	8.0 r	8.5 r	53.4 r
Canada	156	551.0	198.4 r	107.5 r	156.3 r	116.4 r	215.0 r	30.8	10.4 r	12.7 r	13.5 r	27.6 r	3.1 r
China,P.R.: Hong Kong	532	181.9	53.5 r	55.1 r	51.2 r	57.6 r	48.7 r	714.3	172.7 r	139.9 r	145.0 r	165.5 r	149.3 r
China,P.R.: Macao	546	1.7	0.4 r	0.2 r	0.3 r	0.1 r	0.1 r	3.3	0.6 r	0.4 r	....	0.0 r	0.0 r
Czech Republic	935	51.4	16.1 r	9.9 r	17.4 r	12.9 r	15.1 r	0.2	0.1 r	0.1 r	0.1 r	0.1 r	0.1 r
Denmark	128	32.5	12.5 r	6.6 r	14.0 r	12.8 r	26.3 r	35.6	12.4 r	10.0 r	43.2 r	31.7 r	41.7 r
Iceland	176	0.3	0.1 r	0.1 r	0.1 r	0.1 r	0.2 r	0.1	0.1 r	0.0 r	....	0.0 r	....
Israel	436	10.5	0.7 r	1.3 r	1.9 r	1.9 r	1.9 r	2.0	....	0.7 r	0.1 r	....	0.1 r
Japan	158	571.6	189.1 r	147.8 r	203.6 r	143.5 r	216.8 r	423.0	110.9 r	133.7 r	91.0 r	95.9 r	99.4 r
Korea, Republic of	542	137.4	38.9 r	27.8 r	39.1 r	35.0 r	43.9 r	459.6	106.9 r	117.6 r	105.7 r	98.5 r	97.9 r
New Zealand	196	6.2	1.9 r	1.9 r	1.9 r	1.6 r	2.7 r	3.8	0.9 r	0.8 r	0.9 r	1.4 r	0.8 r
Norway	142	14.8	5.1 r	3.5 r	4.8 r	4.3 r	4.7 r	0.3	0.0 r	0.1 r	0.0 r	0.0 r	0.0 r
San Marino	135	....	....	....	....	....	....	0.1	0.0 r	0.0 r	0.0 r	0.0 r	0.0 r
Singapore	576	58.6	12.6 r	15.7 r	108.7 r	271.5 r	123.1 r	503.3	99.3 r	132.6 r	105.8 r	101.6 r	74.5 r
Sweden	144	48.2	13.5 r	11.0 r	13.8 r	12.8 r	14.9 r	8.0	2.6 r	2.4 r	0.9 r	1.1 r	1.4 r
Switzerland	146	23.1	6.0 r	5.5 r	16.2 r	38.7 r	13.6 r	9.3	2.5 r	1.3 r	1.8 r	1.8 r	1.9 r
Taiwan Prov.of China	528	33.9	10.1 r	8.4 r	12.7 r	7.0 r	9.3 r	546.2	145.7 r	125.9 r	130.3 r	132.7 r	134.8 r
United Kingdom	112	869.0	248.9 r	252.4 r	201.5 r	218.8 r	227.6 r	32.2	6.1 r	9.8 r	9.6 r	6.5 r	6.1 r
United States	111	2,136.8	617.6 r	495.8 r	507.1 r	460.8 r	584.8 r	229.5	61.6 r	59.3 r	57.0 r	55.7 r	50.4 r
Vatican	187	....	....	....	....	....	....	0.0	0.0 r	0.0 r	0.0 r	0.0 r	0.0 r
Emerg. & Dev. Economies	200	1,565.7	386.4	362.6	463.6	552.3	533.0	7,838.6	1,917.7	2,050.8	1,888.1	2,085.1	1,940.9
Emerg. & Dev. Asia	505	1,126.7	280.6	269.2	365.1	378.8	418.7	7,725.6	1,890.5	2,021.5	1,857.7	2,056.1	1,914.3
American Samoa	859	0.0	0.0 r	0.0 r	0.0 r	0.0 r	0.0 r	0.0	0.0 r	0.0 r	0.0 r	0.0 r	0.0 r
Bangladesh	513	1.4	0.4 r	0.3 r	0.4 r	0.4 r	0.5 r	4.7	1.2 r	1.3 r	1.3 r	1.5 r	1.4 r
Bhutan	514	0.0	0.0 r	0.0 r	0.0 r	0.0 r	0.0 r	....	....	....	....	....	....
Brunei Darussalam	516	1.9	0.5 r	0.4 r	0.5 r	0.5 r	0.6 r	0.0	0.0 r	0.0 r	0.0 r	0.0 r	0.0 r
China,P.R.: Mainland	924	405.5	118.9 r	96.8 r	100.8 r	136.5 r	154.2 r	3,926.2	952.4 r	1,017.7 r	908.0 r	1,098.0 r	985.5 r
Fiji	819	1.1	0.3 r	0.3 r	0.3 r	0.3 r	0.3 r	0.1	0.0 r	0.0 r	0.0 r	0.0 r	0.0 r
F.T. French Polynesia	887	0.0	0.0 r	0.0 r	0.0 r	0.0 r	0.0 r	0.0	0.0 r	0.0 r	0.0 r	0.0 r	0.0 r
F.T. New Caledonia	839	0.1	0.0 r	0.0 r	0.0 r	0.0 r	0.0 r	....	....	....	....	....	....
Guam	829	0.1	0.0 r	0.0 r	0.0 r	0.0 r	0.0 r	....	....	....	....	....	....
India	534	9.8	3.3 r	4.5 r	3.8 r	1.4 r	2.9 r	114.1	25.3 r	28.0 r	28.6 r	17.2 r	18.3 r
Indonesia	536	14.6	4.4 r	4.1 r	4.6 r	4.1 r	5.0 r	335.5	79.6 r	90.7 r	104.5 r	135.9 r	125.2 r
Lao People's Dem.Rep	544	5.5	1.6 r	1.3 r	1.5 r	1.4 r	1.8 r	20.2	5.1 r	5.2 r	4.9 r	5.5 r	5.1 r
Malaysia	548	134.0	30.8 r	42.8 r	31.6 r	26.0 r	37.6 r	187.5	42.9 r	47.9 r	67.5 r	45.1 r	40.3 r
Maldives	556	0.1	0.0 r	0.0 r	0.0 r	0.0 r	0.0 r	....	....	....	....	....	....
Mongolia	948	0.0	0.0 r	0.0 r	0.0 r	0.0 r	0.0 r	0.0	0.0 r	0.0 r	0.0 r	0.0 r	0.0 r

# Cambodia (522)

In Millions of U.S. Dollars

		Exports (FOB)						Imports (CIF)					
		2015	2015Q3	2015Q4	2016Q1	2016Q2	2016Q3	2015	2015Q3	2015Q4	2016Q1	2016Q2	2016Q3
Myanmar	518	1.5	0.4 r	0.3 r	0.4 r	0.4 r	0.5 r	3.3	0.8 r	0.9 r	0.8 r	0.9 r	0.8 r
Nepal	558	0.0	0.0 r	0.0 r	0.0 r	0.0 r	0.0 r	0.0	0.0 r	0.0 r	0.0 r	0.0 r	0.0 r
Papua New Guinea	853	....	....	....	....	....	....	0.1	0.0 r	0.0 r	0.0 r	0.0 r	0.0 r
Philippines	566	17.4	4.4 r	7.2 r	8.7 r	8.0 r	10.0 r	9.6	2.5 r	3.1 r	2.8 r	3.1 r	2.9 r
Samoa	862	0.0 e	0.0 e	0.0 e	0.0 e	0.0 e	0.0 e	....	....	....	....	....	....
Solomon Islands	813	0.0	0.0 r	0.0 r	0.0 r	0.0 r	0.0 r	0.0	0.0 r	0.0 r	0.0 r	0.0 r	0.0 r
Sri Lanka	524	0.4	0.0 r	0.2 r	0.1 r	0.0 r	0.0 r	5.8	1.4 r	1.1 r	1.3 r	1.0 r	1.5 r
Thailand	578	346.2	60.9 r	66.4 r	159.7 r	151.6 r	144.9 r	1,561.5	385.1 r	422.0 r	359.9 r	312.7 r	325.9 r
Timor-Leste	537	0.0	0.0 r	0.0 r	0.0 r	0.0 r	0.0 r	0.0	0.0 r	0.0 r	0.0 r	0.0 r	0.0 r
Vanuatu	846	0.0	0.0 r	0.0 r	0.0 r	0.0 r	0.0 r	....	....	....	....	....	....
Vietnam	582	185.6	54.0 r	44.2 r	52.1 r	47.8 r	59.9 r	927.0	234.0 r	240.5 r	226.6 r	262.1 r	246.4 r
Asia n.s.	598	1.5	0.4 r	0.4 r	0.4 r	0.4 r	0.5 r	630.1	160.0 r	163.2 r	151.6 r	173.0 r	160.8 r
<b>Europe</b>	170	<b>191.2</b>	<b>35.8</b>	<b>33.1</b>	<b>34.1</b>	<b>111.9</b>	<b>44.6</b>	<b>22.8</b>	<b>4.8</b>	<b>6.6</b>	<b>8.3</b>	<b>4.9</b>	<b>4.0</b>
<b>Emerg. &amp; Dev. Europe</b>	903	<b>153.5</b>	<b>23.6</b>	<b>23.8</b>	<b>22.8</b>	<b>101.7</b>	<b>29.8</b>	<b>18.8</b>	<b>4.4</b>	<b>5.1</b>	<b>7.7</b>	<b>4.1</b>	<b>2.5</b>
Albania	914	....	....	....	....	....	....	0.0	0.0 r	0.0 r	0.0 r	0.0 r	0.0 r
Bosnia and Herzegovina	963	0.0	0.0 r	0.0 r	0.0 r	0.0 r	0.0 r	....	....	....	....	....	....
Bulgaria	918	3.7	0.7 r	2.2 r	1.8 r	0.9 r	1.3 r	0.2	0.0 r	0.0 r	0.0 r	0.0 r	0.0 r
Croatia	960	4.2	1.2 r	1.2 r	1.4 r	1.3 r	1.4 r	0.0	....	0.0 r	....	....	....
Hungary	944	3.1	0.9 r	1.4 r	1.5 r	1.4 r	1.4 r	0.3	0.1 r	0.1 r	0.0 r	0.0 r	0.0 r
Macedonia, FYR	962	....	....	....	....	....	....	0.0	0.0 r	0.0 r	0.0 r	0.0 r	0.0 r
Poland	964	111.9	12.4 r	10.6 r	10.8 r	91.7 r	17.8 r	8.8	1.9 r	2.9 r	3.7 r	1.9 r	0.8 r
Romania	968	5.1	1.8 r	1.7 r	1.7 r	1.4 r	1.7 r	0.2	0.1 r	0.0 r	0.1 r	0.0 r	0.0 r
Serbia, Republic of	942	1.4	0.4 r	0.4 r	0.5 r	0.4 r	0.7 r	0.0	....	0.0 r	0.0 r	0.0 r	0.0 r
Turkey	186	24.1	6.2 r	6.3 r	5.1 r	4.7 r	5.5 r	9.3	2.3 r	2.1 r	3.9 r	2.1 r	1.6 r
<b>CIS</b>	901	<b>37.6</b>	<b>12.2</b>	<b>9.3</b>	<b>11.3</b>	<b>10.1</b>	<b>14.8</b>	<b>4.1</b>	<b>0.4</b>	<b>1.4</b>	<b>0.7</b>	<b>0.8</b>	<b>1.5</b>
Armenia	911	0.0	0.0 r	0.0 r	0.0 r	0.0 r	0.0 r	....	....	....	....	....	....
Azerbaijan, Rep. of	912	0.0	0.0 r	0.0 r	0.0 r	0.0 r	0.0 r	....	....	....	....	....	....
Belarus	913	0.2	0.0 r	0.0 r	0.1 r	0.0 r	0.1 r	2.2	0.1 r	0.6 r	0.0 r	0.1 r	0.1 r
Georgia	915	0.0	....	0.0 r	0.0 r	....	....	0.0	....	....	0.0 r	....	0.0 r
Kazakhstan	916	0.0	0.0 r	0.0 r	0.0 r	0.0 r	0.0 r	0.4	0.1 r	0.1 r	0.1 r	0.1 r	0.1 r
Kyrgyz Republic	917	0.0	0.0 r	0.0 r	0.0 r	0.0 r	0.0 r	0.0 e	0.0 e	0.0 e	0.0 e	0.0 e	0.0 e
Moldova	921	0.0	0.0 r	0.0 r	0.0 r	0.0 r	0.0 r	....	....	....	....	....	....
Russian Federation	922	35.4	11.5 r	8.7 r	10.5 r	9.6 r	13.9 r	0.8	0.1 r	0.5 r	0.6 r	0.2 r	0.4 r
Ukraine	926	2.1	0.7 r	0.6 r	0.7 r	0.5 r	0.9 r	0.7	0.1 r	0.2 r	0.0 r	0.4 r	0.9 r
Uzbekistan	927	....	....	....	....	....	....	0.0	0.0 r	0.0 r	0.0 r	0.0 r	0.0 r
<b>Mid East, N Africa, Pak</b>	440	<b>70.9</b>	<b>20.4</b>	<b>17.3</b>	<b>20.0</b>	<b>18.4</b>	<b>22.8</b>	<b>56.0</b>	<b>14.2</b>	<b>14.5</b>	<b>13.4</b>	<b>15.3</b>	<b>14.2</b>
Afghanistan, I.R. of	512	0.0	0.0 r	0.0 r	0.0 r	0.0 r	0.0 r	....	....	....	....	....	....
Algeria	612	0.1	0.0 r	0.0 r	0.0 r	0.0 r	0.0 r	0.1	0.0 r	0.0 r	0.0 r	0.0 r	0.0 r
Bahrain, Kingdom of	419	0.1	0.0 r	0.0 r	0.0 r	0.0 r	0.0 r	0.0	0.0 r	0.0 r	0.0 r	0.0 r	0.0 r
Djibouti	611	....	....	....	....	....	....	0.0	0.0 r	0.0 r	0.0 r	0.0 r	0.0 r
Egypt	469	1.6	0.3 r	0.6 r	0.6 r	0.6 r	0.7 r	0.1	0.0 r	....	....	....	....
Iran, I.R. of	429	0.0	0.0 r	0.0 r	0.0 r	0.0 r	0.0 r	0.2	0.1 r	0.1 r	0.1 r	0.1 r	0.1 r
Iraq	433	0.5	0.1 r	0.1 r	0.1 r	0.1 r	0.2 r	0.0	0.0 r	0.0 r	0.0 r	0.0 r	0.0 r
Jordan	439	0.6	0.1 r	0.3 r	0.1 r	0.1 r	0.0 r	0.0	0.0 r	0.0 r	0.0 r	0.0 r	0.0 r
Kuwait	443	0.4	0.1 r	0.1 r	0.1 r	0.1 r	0.1 r	0.0	0.0 r	0.0 r	0.0 r	0.0 r	0.0 r
Lebanon	446	0.3	0.1 r	0.1 r	0.1 r	0.1 r	0.1 r	....	....	....	....	....	....
Libya	672	2.0	0.6 r	0.5 r	0.6 r	0.5 r	0.7 r	....	....	....	....	....	....
Morocco	686	0.3	0.1 r	0.1 r	0.1 r	0.1 r	0.1 r	0.2	0.0 r	0.1 r	....	....	....
Oman	449	0.1	0.0 r	0.0 r	0.0 r	0.0 r	0.0 r	0.0	0.0 r	0.0 r	0.0 r	0.0 r	0.0 r
Pakistan	564	1.7	0.5 r	0.4 r	0.4 r	0.4 r	0.5 r	36.8	9.3 r	9.5 r	8.8 r	10.1 r	9.4 r
Qatar	453	0.1	0.0 r	0.0 r	0.0 r	0.0 r	0.0 r	1.3	0.3 r	0.3 r	0.3 r	0.3 r	0.3 r
Saudi Arabia	456	0.4	0.1 r	0.1 r	0.1 r	0.1 r	0.1 r	2.2	0.6 r	0.6 r	0.5 r	0.6 r	0.6 r
Sudan	732	0.0	0.0 r	0.0 r	0.0 r	0.0 r	0.0 r	0.1	0.0 r	0.0 r	0.0 r	0.0 r	0.0 r
Syrian Arab Republic	463	0.0	0.0 r	0.0 r	0.0 r	0.0 r	0.0 r	....	....	....	....	....	....
Tunisia	744	0.0	0.0 r	0.0 r	0.0 r	0.0 r	0.0 r	0.0	0.0 r	0.0 r	0.0 r	0.0 r	0.0 r
United Arab Emirates	466	62.8	18.3 r	14.9 r	17.6 r	16.2 r	20.3 r	14.9	3.8 r	3.9 r	3.6 r	4.1 r	3.8 r
West Bank and Gaza	487	0.0 e	0.0 e	0.0 e	0.0 e	0.0 e	0.0 e	....	....	....	....	....	....
Yemen, Republic of	474	....	....	....	....	....	....	0.1	0.0 r	0.0 r	0.0 r	0.0 r	0.0 r
<b>Sub-Saharan Africa</b>	603	<b>32.6</b>	<b>10.2</b>	<b>8.8</b>	<b>9.4</b>	<b>8.5</b>	<b>10.6</b>	<b>14.1</b>	<b>3.0</b>	<b>3.0</b>	<b>3.6</b>	<b>3.5</b>	<b>3.1</b>
Angola	614	0.3	0.1 r	0.1 r	0.1 r	0.1 r	0.1 r	0.0	0.0 r	0.0 r	0.0 r	0.0 r	0.0 r



# Cambodia (522)

In Millions of U.S. Dollars

		Exports (FOB)						Imports (CIF)					
		2015	2015Q3	2015Q4	2016Q1	2016Q2	2016Q3	2015	2015Q3	2015Q4	2016Q1	2016Q2	2016Q3
Benin	638	0.4	0.1 r	0.1 r	0.1 r	0.1 r	0.1 r	0.1	0.0 r	0.0 r	0.0 r	0.0 r	0.0 r
Burkina Faso	748	0.1	0.0 r	0.0 r	0.0 r	0.0 r	0.0 r	....	....	....	....	....	....
Burundi	618	....	....	....	....	....	....	0.0	0.0 r	0.0 r	0.0 r	0.0 r	0.0 r
Cameroon	622	0.0	0.0 r	0.0 r	0.0 r	0.0 r	0.0 r	0.0	0.0 r	0.0 r	0.0 r	0.0 r	0.0 r
Central African Rep.	626	8.8	2.6 r	2.1 r	2.5 r	2.3 r	2.8 r	....	....	....	....	....	....
Comoros	632	0.0	0.0 r	0.0 r	0.0 r	0.0 r	0.0 r	....	....	....	....	....	....
Congo, Republic of	634	0.0	0.0 r	0.0 r	0.0 r	0.0 r	0.0 r	0.0	0.0 r	0.0 r	0.0 r	0.0 r	0.0 r
Côte d'Ivoire	662	0.1	0.0 r	0.0 r	0.0 r	0.0 r	0.0 r	....	....	....	....	....	....
Eritrea	643	0.0	0.0 r	0.0 r	0.0 r	0.0 r	0.0 r	....	....	....	....	....	....
Ethiopia	644	0.1	0.0 r	0.0 r	0.0 r	0.0 r	0.0 r	0.0	0.0 r	0.0 r	0.0 r	0.0 r	0.0 r
Gabon	646	3.1	0.9 r	0.7 r	0.9 r	0.8 r	1.0 r	0.8	0.2 r	0.2 r	0.2 r	0.2 r	0.2 r
Gambia, The	648	0.0	0.0 r	0.0 r	0.0 r	0.0 r	0.0 r	....	....	....	....	....	....
Ghana	652	0.6	0.2 r	0.2 r	0.2 r	0.2 r	0.2 r	0.6	0.2 r	0.2 r	0.2 r	0.2 r	0.2 r
Guinea	656	0.1	0.0 r	0.0 r	0.0 r	0.0 r	0.0 r	0.0	0.0 r	0.0 r	0.0 r	0.0 r	0.0 r
Kenya	664	0.1	0.0 r	0.0 r	0.0 r	0.0 r	0.0 r	0.0	0.0 r	0.0 r	0.0 r	0.0 r	0.0 r
Lesotho	666	....	....	....	....	....	....	0.2	0.0 r	0.0 r	0.0 r	0.0 r	0.0 r
Madagascar	674	0.1	0.0 r	0.0 r	0.0 r	0.0 r	0.0 r	....	....	....	....	....	....
Malawi	676	....	....	....	....	....	....	1.0	0.2 r	0.2 r	0.2 r	0.3 r	0.3 r
Mali	678	0.1	0.0 r	0.0 r	0.0 r	0.0 r	0.0 r	0.8	0.2 r	0.2 r	0.2 r	0.2 r	0.2 r
Mauritius	684	0.0	0.0 r	0.0 r	0.0 r	0.0 r	0.0 r	0.0	0.0 r	0.0 r	0.0 r	0.0 r	0.0 r
Mozambique	688	0.0	0.0 r	0.0 r	0.0 r	0.0 r	0.0 r	1.1	0.3 r	0.3 r	0.3 r	0.3 r	0.3 r
Namibia	728	0.1	0.0 r	0.0 r	0.0 r	0.0 r	0.0 r	....	....	....	....	....	....
Nigeria	694	0.0	0.0 r	0.0 r	0.0 r	0.0 r	0.0 r	0.0	0.0 r	0.0 r	0.0 r	0.0 r	0.0 r
Senegal	722	0.2	0.0 r	0.1 r	0.0 r	0.0 r	0.0 r	0.0	0.0 r	0.0 r	0.0 r	0.0 r	0.0 r
Sierra Leone	724	....	....	....	....	....	....	1.7	0.4 r	0.4 r	0.4 r	0.5 r	0.4 r
South Africa	199	13.9	4.8 r	4.3 r	4.2 r	3.7 r	4.6 r	5.1	0.8 r	0.5 r	1.5 r	0.8 r	0.8 r
Swaziland	734	0.1	0.0 r	0.0 r	0.0 r	0.0 r	0.0 r	2.4	0.6 r	0.6 r	0.6 r	0.7 r	0.6 r
Tanzania	738	4.1	1.2 r	1.0 r	1.1 r	1.0 r	1.3 r	0.0	0.0 r	0.0 r	0.0 r	0.0 r	0.0 r
Togo	742	0.0	0.0 r	0.0 r	0.0 r	0.0 r	0.0 r	....	....	....	....	....	....
Uganda	746	0.0	0.0 r	0.0 r	0.0 r	0.0 r	0.0 r	....	....	....	....	....	....
Zambia	754	0.0	0.0 r	0.0 r	0.0 r	0.0 r	0.0 r	0.2	....	0.2 r	....	0.2 r	....
Zimbabwe	698	0.1	0.0 r	0.0 r	0.0 r	0.0 r	0.0 r	0.1	0.0 r	0.0 r	0.0 r	0.0 r	0.0 r
<b>Western Hemisphere</b>	<b>205</b>	<b>144.3</b>	<b>39.4</b>	<b>34.1</b>	<b>35.1</b>	<b>34.6</b>	<b>36.4</b>	<b>20.2</b>	<b>5.2</b>	<b>5.2</b>	<b>5.1</b>	<b>5.4</b>	<b>5.4</b>
Antigua and Barbuda	311	0.2	0.1 r	0.0 r	0.0 r	0.0 r	0.0 r	....	....	....	....	....	....
Argentina	213	7.3	1.8 r	1.8 r	1.8 r	1.8 r	1.8 r	5.5	1.4 r	1.4 r	1.4 r	1.4 r	1.4 r
Aruba	314	0.0	0.0 r	0.0 r	0.0 r	0.0 r	0.0 r	....	....	....	....	....	....
Bahamas, The	313	0.0	0.0 r	0.0 r	0.0 r	0.0 r	0.0 r	....	....	....	....	....	....
Belize	339	....	....	....	....	....	....	0.1	0.0 r	0.0 r	0.0 r	0.0 r	0.0 r
Bolivia	218	0.2	0.1 r	0.0 r	0.1 r	0.1 r	0.1 r	....	....	....	....	....	....
Brazil	223	21.6	6.1 r	3.2 r	3.0 r	2.9 r	3.6 r	3.9	1.3 r	1.2 r	1.0 r	1.3 r	1.3 r
Chile	228	18.4	5.5 r	4.8 r	5.7 r	5.8 r	5.2 r	0.7	0.1 r	0.1 r	0.3 r	0.1 r	0.2 r
Colombia	233	6.6	2.1 r	1.5 r	2.1 r	1.9 r	2.4 r	0.3	0.0 r	0.1 r	0.1 r	0.1 r	0.1 r
Costa Rica	238	1.0	0.3 r	0.2 r	0.3 r	0.2 r	0.3 r	....	....	....	....	....	....
Curacao	354	0.0	0.0 r	0.0 r	0.0 r	0.0 r	0.0 r	0.0	0.0 r	0.0 r	0.0 r	0.0 r	0.0 r
Dominica	321	....	....	....	....	....	....	0.1	0.0 r	0.0 r	0.0 r	0.0 r	0.0 r
Dominican Republic	243	0.0	0.0 r	0.0 r	0.0 r	0.0 r	0.0 r	0.1	0.0 r	0.0 r	0.0 r	0.0 r	0.0 r
Ecuador	248	0.4	0.1 r	0.2 r	0.1 r	0.1 r	0.2 r	....	....	....	....	....	....
El Salvador	253	0.3	0.1 r	0.2 r	0.1 r	0.1 r	0.1 r	....	....	....	....	....	....
Grenada	328	....	....	....	....	....	....	0.0	0.0 r	0.0 r	0.0 r	0.0 r	0.0 r
Guatemala	258	0.3	0.1 r	0.1 r	0.1 r	0.1 r	0.1 r	0.0	0.0 r	0.0 r	0.0 r	0.0 r	0.0 r
Guyana	336	0.0	0.0 r	0.0 r	0.0 r	0.0 r	0.0 r	....	....	....	....	....	....
Haiti	263	0.3	0.1 r	0.1 r	0.1 r	0.1 r	0.1 r	0.0	0.0 r	0.0 r	0.0 r	0.0 r	0.0 r
Honduras	268	0.0	0.0 r	0.0 r	0.0 r	0.0 r	0.0 r	0.0	0.0 r	0.0 r	0.0 r	0.0 r	0.0 r
Jamaica	343	....	....	....	....	....	....	0.0	0.0 r	0.0 r	0.0 r	0.0 r	0.0 r
Mexico	273	59.9	15.0 r	15.0 r	15.0 r	15.0 r	15.0 r	4.9	1.2 r	1.2 r	1.2 r	1.2 r	1.2 r
Nicaragua	278	0.4	0.1 r	0.1 r	0.1 r	0.1 r	0.1 r	1.1	0.3 r	0.3 r	0.3 r	0.3 r	0.3 r
Panama	283	14.5	4.2 r	3.8 r	3.1 r	3.1 r	3.1 r	0.0	0.0 r	0.0 r	0.0 r	0.0 r	0.0 r
Paraguay	288	0.7	0.2 r	0.2 r	0.2 r	0.2 r	0.2 r	....	....	....	....	....	....
Peru	293	9.1	2.6 r	2.2 r	2.5 r	2.3 r	2.9 r	3.3	0.8 r	0.9 r	0.8 r	0.9 r	0.9 r
St. Lucia	362	0.0	0.0 r	0.0 r	0.0 r	0.0 r	0.0 r	....	....	....	....	....	....

# Cambodia (522)

In Millions of U.S. Dollars

		Exports (FOB)						Imports (CIF)					
		2015	2015Q3	2015Q4	2016Q1	2016Q2	2016Q3	2015	2015Q3	2015Q4	2016Q1	2016Q2	2016Q3
Suriname	366	0.0	0.0 r	0.0 r	0.0 r	0.0 r	0.0 r	....	....	....	....	....	....
Trinidad and Tobago	369	0.0	0.0 r	0.0 r	0.0 r	0.0 r	0.0 r	....	....	....	....	....	....
Uruguay	298	2.4	0.7 r	0.6 r	0.7 r	0.6 r	0.7 r	0.2	....	....	....	....	....
Venezuela, Rep. Bol.	299	0.7	0.2 r	0.2 r	0.2 r	0.2 r	0.2 r	....	....	....	....	....	....
Western Hem. n.s.	399	....	....	....	....	....	....	0.0	0.0 r	0.0 r	0.0 r	0.0 r	0.0 r
<b>Other Countries n.i.e</b>	<b>910</b>	<b>0.8</b>	<b>0.2</b>	<b>0.2</b>	<b>0.2</b>	<b>0.2</b>	<b>0.3</b>	<b>1.0</b>	<b>0.3</b>	<b>0.3</b>	<b>0.2</b>	<b>0.3</b>	<b>0.3</b>
Cuba	928	0.0	0.0 r	0.0 r	0.0 r	0.0 r	0.0 r	0.0	0.0 r	0.0 r	0.0 r	0.0 r	0.0 r
Korea, Dem. People's Rep.	954	0.8	0.2 r	0.2 r	0.2 r	0.2 r	0.3 r	1.0	0.2 r	0.3 r	0.2 r	0.3 r	0.2 r
<b>Countries &amp; Areas n.s.</b>	<b>898</b>	<b>32.4</b>	<b>9.4 r</b>	<b>7.7 r</b>	<b>9.1 r</b>	<b>8.3 r</b>	<b>10.4 r</b>	<b>44.4</b>	<b>11.3 r</b>	<b>11.5 r</b>	<b>10.7 r</b>	<b>12.2 r</b>	<b>11.3 r</b>
<b>Memorandum Items</b>													
Africa	605	33.0	10.3	8.9	9.5	8.6	10.7	14.4	3.1	3.1	3.7	3.5	3.1
Middle East	405	68.8	19.8	16.8	19.4	17.9	22.2	18.9	4.8	4.9	4.5	5.2	4.8
European Union	998	3,289.7	959.9	842.3	938.2	917.7	1,043.8	383.9	103.2	113.6	133.5	138.1	131.2
Export earnings: fuel	080	114.9	34.8	27.6	33.1	30.4	39.9	21.2	5.1	5.8	5.5	5.8	5.6
Export earnings: nonfuel	092	8,461.9	2,464.0	2,060.9	2,485.8	2,510.7	2,822.2	11,193.9	2,744.8	2,902.1	2,682.6	2,917.3	2,742.9

# Cameroon (622)

In Millions of U.S. Dollars

		Exports (FOB)						Imports (CIF)					
		2015	2015Q3	2015Q4	2016Q1	2016Q2	2016Q3	2015	2015Q3	2015Q4	2016Q1	2016Q2	2016Q3
IFS World		3,760.1	....	....	....	....	....	6,661.1	....	....	....	....	....
World	001	4,057.8	965.1	773.1	694.9	869.8	890.1	6,041.9	1,363.4	1,430.9	1,280.9	1,528.8	1,441.2
Advanced Economies	110	2,075.7	513.3	395.9	397.9	493.9	536.0	2,234.3	529.7	518.3	494.9	604.4	573.9
Euro Area	163	1,811.3	424.0	324.5	349.6	455.0	493.7	1,500.5	360.2	358.7	339.1	444.0	395.2
Austria	122	0.3	0.1 r	0.1 r	0.1 r	0.2 r	0.2 r	10.4	2.3 r	2.6 r	1.1 r	1.4 r	5.5 r
Belgium	124	....	26.7 r	27.8 r	22.1 r	22.6 r	25.4 r	....	42.0 r	47.3 r	48.8 r	50.1 r	47.4 r
Cyprus	423	0.1	0.0 r	0.0 r	0.0 r	0.0 r	0.0 r	1.1	0.0 r	0.5 r	0.0 r	0.0 r	0.0 r
Estonia	939	0.2	....	....	0.1 r	....	0.1 r	6.1	0.4 r	0.4 r	0.7 r	0.8 r	0.8 r
Finland	172	1.6	0.1 r	0.2 r	0.2 r	0.3 r	0.4 r	13.9	1.6 r	2.8 r	2.7 r	19.0 r	5.4 r
France	132	209.0	43.6 r	40.4 r	40.0 r	43.5 r	43.2 r	632.4	147.5 r	152.8 r	140.6 r	193.8 r	146.5 r
Germany	134	36.0	10.4 r	10.9 r	10.7 r	7.7 r	8.2 r	217.1	48.1 r	41.5 r	45.1 r	43.3 r	60.9 r
Greece	174	2.1	0.9 r	0.4 r	0.6 r	0.8 r	1.0 r	37.1	10.2 r	3.9 r	3.3 r	14.2 r	6.2 r
Ireland	178	8.5	1.8 r	1.7 r	2.8 r	2.4 r	1.6 r	53.1	10.2 r	6.5 r	7.1 r	5.3 r	9.4 r
Italy	136	187.8	61.9 r	39.9 r	61.0 r	97.5 r	117.7 r	126.6	31.4 r	30.7 r	26.9 r	36.4 r	36.3 r
Latvia	941	0.1	0.0 r	0.0 r	0.0 r	0.0 r	0.0 r	....	0.0 r	0.0 r	0.0 r	0.0 r	0.0 r
Lithuania	946	0.0	0.0 r	0.0 r	....	....	0.0 r	0.7	0.2 r	0.3 r	0.1 r	0.2 r	0.9 r
Malta	181	10.6	5.6 r	4.6 r	0.0 r	0.3 r	....	1.5	0.0 r	0.2 r	2.9 r	0.5 r	0.1 r
Netherlands	138	660.6	74.4 r	80.1 r	85.3 r	226.0 r	196.3 r	102.3	17.7 r	20.8 r	22.2 r	26.6 r	32.3 r
Portugal	182	286.3	109.6 r	101.9 r	39.1 r	5.2 r	52.8 r	26.9	5.1 r	7.2 r	4.5 r	6.2 r	7.3 r
Slovak Republic	936	0.0	0.0 r	....	....	....	0.0 r	1.2	0.4 r	0.4 r	0.2 r	0.9 r	1.2 r
Slovenia	961	1.2	0.1 r	0.3 r	0.0 r	0.1 r	0.1 r	1.3	0.4 r	0.5 r	0.3 r	0.3 r	0.4 r
Spain	184	212.5	88.7 r	16.1 r	87.6 r	48.4 r	46.7 r	147.4	42.5 r	40.4 r	32.8 r	45.0 r	34.3 r
Australia	193	0.1	0.1 r	0.0 r	0.0 r	0.0 r	0.0 r	4.7	0.1 r	3.0 r	1.3 r	1.1 r	0.0 r
Canada	156	2.1	0.7 r	0.6 r	0.8 r	0.6 r	0.8 r	61.7	19.7 r	12.6 r	8.3 r	15.3 r	9.6 r
China,P.R.: Hong Kong	532	0.4	0.1 r	0.1 r	0.1 r	0.1 r	0.4 r	15.1	1.5 r	4.7 r	2.0 r	2.4 r	6.9 r
China,P.R.: Macao	546	....	....	....	....	....	....	0.0	0.0 r	0.0 r	0.0 r	0.0 r	0.0 r
Czech Republic	935	....	....	....	....	....	....	10.5	2.1 r	5.5 r	3.8 r	4.9 r	4.9 r
Denmark	128	8.7	1.7 r	2.4 r	1.6 r	1.4 r	1.1 r	9.4	1.8 r	1.8 r	1.5 r	1.9 r	1.8 r
Iceland	176	....	....	....	....	....	....	0.1	0.0 r	0.0 r	0.0 r	0.0 r	0.0 r
Israel	436	0.5	0.1 r	0.1 r	0.1 r	0.1 r	0.2 r	2.9	0.3 r	0.6 r	0.2 r	0.7 r	0.7 r
Japan	158	1.6	0.5 r	0.3 r	0.2 r	0.6 r	0.2 r	155.8	31.1 r	37.9 r	36.2 r	50.4 r	37.9 r
Korea, Republic of	542	0.5	0.0 r	0.5 r	0.0 r	0.0 r	0.0 r	55.3	13.1 r	13.3 r	13.5 r	12.9 r	7.6 r
New Zealand	196	0.3	0.1 r	0.1 r	0.0 r	0.0 r	0.1 r	28.5	2.1 r	3.9 r	9.6 r	2.6 r	0.8 r
Norway	142	55.9	27.2 r	0.1 r	0.1 r	0.0 r	0.0 r	12.8	0.5 r	0.4 r	0.6 r	1.4 r	3.7 r
Singapore	576	11.7	1.6 r	3.0 r	1.8 r	2.6 r	2.0 r	14.6	2.5 r	3.7 r	2.9 r	3.4 r	1.9 r
Sweden	144	0.1	0.0 r	0.0 r	0.0 r	0.0 r	0.0 r	31.2	5.1 r	11.8 r	6.8 r	3.7 r	2.5 r
Switzerland	146	0.2	0.0 r	0.0 r	0.0 r	0.3 r	0.0 r	16.5	4.1 r	4.2 r	4.7 r	8.2 r	4.4 r
Taiwan Prov.of China	528	1.6	0.2 r	0.4 r	0.1 r	0.2 r	0.1 r	15.0	3.0 r	3.5 r	1.1 r	3.0 r	2.6 r
United Kingdom	112	97.5	33.2 r	47.8 r	25.1 r	9.5 r	9.2 r	74.1	20.3 r	20.3 r	17.8 r	17.9 r	17.7 r
United States	111	83.3	23.7 r	15.9 r	18.2 r	23.3 r	28.0 r	225.7	62.3 r	32.3 r	45.5 r	30.7 r	75.9 r
<b>Emerg. &amp; Dev. Economies</b>	<b>200</b>	<b>1,981.8</b>	<b>451.7</b>	<b>377.2</b>	<b>297.0</b>	<b>375.9</b>	<b>354.1</b>	<b>3,807.4</b>	<b>833.6</b>	<b>912.5</b>	<b>786.0</b>	<b>924.3</b>	<b>867.2</b>
<b>Emerg. &amp; Dev. Asia</b>	<b>505</b>	<b>1,398.8</b>	<b>288.8</b>	<b>253.7</b>	<b>175.1</b>	<b>238.3</b>	<b>223.8</b>	<b>1,744.8</b>	<b>383.7</b>	<b>403.5</b>	<b>362.9</b>	<b>408.8</b>	<b>367.4</b>
American Samoa	859	....	....	....	....	....	....	....	0.0 r	0.0 r	0.0 r	0.0 r	0.0 r
Bangladesh	513	71.4	20.8 r	15.0 r	14.3 r	16.3 r	17.4 r	2.4	0.8 r	0.2 r	....	....	....
Brunei Darussalam	516	....	....	....	....	....	....	0.0	0.0 r	0.0 r	0.0 r	0.0 r	0.0 r
Cambodia	522	....	....	....	....	....	....	0.1	0.0 r	0.0 r	0.0 r	0.0 r	0.0 r
China,P.R.: Mainland	924	506.7	145.7 r	69.7 r	52.7 r	87.3 r	79.7 r	1,174.1	248.9 r	260.1 r	199.7 r	286.9 r	277.4 r
Fiji	819	....	0.0 e	0.0 e	0.0 e	0.0 e	0.0 e	....	....	....	....	....	....
F.T. French Polynesia	887	0.0	0.0 r	0.0 r	0.0 r	0.0 r	0.0 r	0.0	0.0 r	0.0 r	0.0 r	0.0 r	0.0 r
F.T. New Caledonia	839	....	....	....	....	....	....	0.0	0.0 r	0.0 r	0.0 r	0.0 r	0.0 r
India	534	633.5	70.8 r	119.3 r	63.0 r	91.6 r	86.2 r	218.1	64.1 r	37.4 r	46.4 r	32.2 r	34.9 r
Indonesia	536	20.5	7.1 r	1.9 r	2.7 r	3.3 r	3.5 r	28.3	4.3 r	6.7 r	9.1 r	15.2 r	14.9 r
Kiribati	826	....	....	....	....	....	....	....	....	....	0.0 r	0.0 r	0.0 r
Lao People's Dem.Rep	544	....	....	....	....	....	....	0.0	0.0 r	0.0 r	0.0 r	0.0 r	0.0 r
Malaysia	548	72.6	16.4 r	26.7 r	22.7 r	17.5 r	13.8 r	31.9	3.3 r	6.0 r	3.4 r	7.7 r	5.4 r
Mongolia	948	....	....	....	....	....	....	0.0	0.0 r	0.0 r	0.0 r	0.0 r	0.0 r
Myanmar	518	....	1.0 e	1.1 e	1.0 e	0.9 e	0.9 e	0.0	0.0 r	0.0 r	0.0 r	0.0 r	0.0 r
Nepal	558	....	0.0 e	0.0 e	0.0 e	0.0 e	0.0 e	....	....	....	....	....	....
Papua New Guinea	853	0.0	0.0 r	0.0 r	0.0 r	0.0 r	0.0 r	1.0	0.2 r	0.2 r	0.2 r	0.2 r	0.2 r
Philippines	566	0.3	0.0 r	0.1 r	0.2 r	0.2 r	0.2 r	4.6	0.7 r	1.8 r	0.6 r	0.8 r	0.8 r

# Cameroon (622)

In Millions of U.S. Dollars

		Exports (FOB)						Imports (CIF)					
		2015	2015Q3	2015Q4	2016Q1	2016Q2	2016Q3	2015	2015Q3	2015Q4	2016Q1	2016Q2	2016Q3
Samoa	862	....	0.0 e	0.0 e	0.0 e	0.0 e	0.0 e	....	....	....	....	....	....
Sri Lanka	524	0.0	0.0 r	0.0 r	0.0 r	0.0 r	....	0.4	0.3 r	0.0 r	0.0 r	0.0 r	0.0 r
Thailand	578	4.7	0.9 r	1.3 r	0.7 r	0.8 r	0.3 r	244.7	52.4 r	81.9 r	95.9 r	55.8 r	23.9 r
Vanuatu	846	....	0.0 e	0.0 e	0.0 e	0.0 e	0.0 e	....	....	....	....	....	....
Vietnam	582	89.2	26.0 r	18.7 r	17.8 r	20.4 r	21.7 r	38.2	8.4 r	8.9 r	7.5 r	9.6 r	9.6 r
Asia n.s.	598	....	....	....	....	....	....	1.1	0.2 r	0.3 r	0.2 r	0.3 r	0.3 r
<b>Europe</b>	170	<b>28.9</b>	<b>7.7</b>	<b>12.3</b>	<b>19.8</b>	<b>22.5</b>	<b>9.4</b>	<b>195.2</b>	<b>39.6</b>	<b>60.4</b>	<b>51.9</b>	<b>58.5</b>	<b>59.0</b>
<b>Emerg. &amp; Dev. Europe</b>	903	<b>25.7</b>	<b>6.3</b>	<b>7.9</b>	<b>6.2</b>	<b>7.6</b>	<b>7.3</b>	<b>159.7</b>	<b>32.4</b>	<b>45.1</b>	<b>32.4</b>	<b>34.2</b>	<b>31.9</b>
Albania	914	0.1	0.0 r	0.0 r	0.0 r	0.0 r	0.0 r	0.2	0.0 r	0.0 r	0.0 r	0.0 r	0.0 r
Bosnia and Herzegovina	963	....	....	....	....	....	....	....	0.0 r	0.0 r	0.0 r	0.0 r	0.0 r
Bulgaria	918	0.1	0.0 r	0.0 r	0.0 r	0.1 r	0.0 r	2.1	0.3 r	0.6 r	1.3 r	1.7 r	0.1 r
Croatia	960	0.4	0.1 r	0.1 r	0.1 r	0.1 r	0.1 r	9.4	0.1 r	0.1 r	0.1 r	0.1 r	0.2 r
Faroe Islands	816	....	0.0 e	0.0 e	0.0 e	0.0 e	0.0 e	....	....	....	....	....	....
Gibraltar	823	....	....	....	....	....	....	0.0	0.0 r	0.0 r	0.0 r	0.0 r	0.0 r
Hungary	944	....	....	....	....	....	....	20.5	3.6 r	7.8 r	2.8 r	4.1 r	1.7 r
Macedonia, FYR	962	....	0.0 e	0.0 e	0.0 e	0.0 e	0.0 e	0.0	0.0 r	0.0 r	0.0 r	0.0 r	0.0 r
Montenegro	943	....	....	....	....	0.0 e	0.1 e	....	....	....	....	....	....
Poland	964	4.1	0.9 r	0.9 r	0.4 r	0.5 r	0.6 r	21.4	3.0 r	7.7 r	5.8 r	6.8 r	3.6 r
Romania	968	0.2	0.1 r	0.1 r	0.1 r	0.2 r	0.3 r	8.5	3.0 r	1.2 r	1.1 r	2.1 r	4.7 r
Serbia, Republic of	942	....	0.2 r	0.2 r	0.3 r	0.3 r	0.2 r	....	0.0 r	3.2 r	0.0 r	1.1 r	2.1 r
Turkey	186	20.6	4.9 r	6.6 r	5.3 r	6.5 r	6.0 r	97.4	22.4 r	24.5 r	21.2 r	18.4 r	19.4 r
<b>CIS</b>	901	<b>3.2</b>	<b>1.3</b>	<b>4.4</b>	<b>13.6</b>	<b>14.9</b>	<b>2.1</b>	<b>35.5</b>	<b>7.2</b>	<b>15.3</b>	<b>19.5</b>	<b>24.2</b>	<b>27.1</b>
Armenia	911	....	....	0.1 e	0.0 e	....	....	....	0.0 r	0.0 r	0.0 r	0.0 r	0.0 r
Azerbaijan, Rep. of	912	0.1	0.0 r	0.0 r	0.0 r	0.0 r	0.0 r	....	....	....	....	....	....
Belarus	913	....	0.1 e	3.2 e	12.7 e	13.8 e	0.5 e	....	....	....	....	....	....
Georgia	915	....	....	....	....	....	....	1.0	0.2 r	0.2 r	0.2 r	0.2 r	0.2 r
Kazakhstan	916	0.0	0.0 r	0.0 r	0.0 r	0.0 r	0.0 r	....	....	....	....	....	....
Moldova	921	....	0.0 e	0.0 e	0.0 e	0.0 e	0.0 e	....	....	....	0.7 r	0.9 r	0.9 r
Russian Federation	922	3.1	0.7 r	0.7 r	0.4 r	0.7 r	0.7 r	34.5	6.9 r	15.0 r	18.6 r	23.1 r	26.0 r
Ukraine	926	....	0.5 e	0.4 e	0.5 e	0.3 e	0.9 e	....	....	....	....	....	....
Uzbekistan	927	....	....	....	....	....	....	....	....	....	0.0 r	0.0 r	0.0 r
Europe n.s.	884	0.0	0.0 r	0.0 r	0.0 r	0.0 r	0.0 r	0.0	0.0 r	0.0 r	0.0 r	0.0 r	0.0 r
<b>Mid East, N Africa, Pak</b>	440	<b>32.9</b>	<b>10.4</b>	<b>7.3</b>	<b>7.2</b>	<b>8.2</b>	<b>8.7</b>	<b>308.9</b>	<b>68.7</b>	<b>75.1</b>	<b>58.3</b>	<b>73.8</b>	<b>72.0</b>
Afghanistan, I.R. of	512	....	....	....	....	....	....	0.0	0.0 r	0.0 r	0.0 r	0.0 r	0.0 r
Algeria	612	5.4	1.6 r	1.1 r	1.1 r	1.2 r	1.3 r	1.5	0.3 r	0.4 r	0.3 r	0.4 r	0.4 r
Bahrain, Kingdom of	419	5.1	1.5 r	1.1 r	1.0 r	1.2 r	1.2 r	0.0	0.0 r	0.0 r	0.0 r	0.0 r	0.0 r
Djibouti	611	0.1	0.0 r	0.0 r	0.0 r	0.0 r	0.0 r	....	....	....	....	....	....
Egypt	469	2.5	1.6 r	0.3 r	0.1 r	0.1 r	0.1 r	28.9	6.3 r	5.3 r	5.0 r	6.4 r	6.3 r
Iran, I.R. of	429	0.2	0.0 r	0.0 r	0.0 r	0.0 r	0.0 r	1.4	0.3 r	0.3 r	0.3 r	0.4 r	0.4 r
Iraq	433	0.2	0.1 r	0.0 r	0.0 r	0.0 r	0.1 r	....	....	....	....	....	....
Jordan	439	0.0	0.0 r	....	0.0 r	0.0 r	0.0 r	1.3	0.1 r	0.5 r	0.5 r	0.7 r	0.5 r
Kuwait	443	0.2	0.1 r	0.0 r	0.0 r	0.0 r	0.0 r	0.4	0.1 r	0.1 r	0.1 r	0.1 r	0.1 r
Lebanon	446	2.9	0.5 r	1.3 r	1.4 r	1.6 r	1.7 r	5.1	1.0 r	1.5 r	1.0 r	1.3 r	1.3 r
Libya	672	0.2	0.1 r	0.1 r	0.0 r	0.1 r	0.1 r	3.8	0.8 r	0.9 r	0.7 r	1.0 r	0.9 r
Mauritania	682	0.3	0.1 r	0.1 r	0.1 r	0.1 r	0.1 r	78.5	17.2 r	17.8 r	14.5 r	18.2 r	17.6 r
Morocco	686	2.3	0.9 r	0.4 r	0.6 r	0.7 r	0.8 r	87.6	19.9 r	24.4 r	16.0 r	20.0 r	19.4 r
Oman	449	0.1	0.0 r	0.0 r	0.0 r	0.0 r	0.0 r	1.9	0.4 r	0.4 r	0.4 r	0.5 r	0.5 r
Pakistan	564	1.4	0.4 r	0.3 r	0.3 r	0.3 r	0.3 r	18.9	4.6 r	4.9 r	4.0 r	4.9 r	4.6 r
Qatar	453	0.2	0.1 r	0.0 r	0.0 r	0.1 r	0.1 r	4.5	1.0 r	1.1 r	0.9 r	1.1 r	1.1 r
Saudi Arabia	456	2.9	0.9 r	0.6 r	0.6 r	0.7 r	0.7 r	11.1	2.4 r	2.6 r	2.2 r	2.8 r	2.8 r
Somalia	726	....	....	....	....	....	....	0.0	0.0 r	0.0 r	0.0 r	0.0 r	0.0 r
Sudan	732	0.3	0.1 r	0.1 r	0.1 r	0.1 r	0.1 r	0.0	0.0 r	0.0 r	0.0 r	0.0 r	0.0 r
Syrian Arab Republic	463	....	....	....	....	....	....	0.1	0.0 r	0.0 r	0.0 r	0.0 r	0.0 r
United Arab Emirates	466	8.3	2.4 r	1.7 r	1.7 r	1.9 r	2.0 r	63.8	14.1 r	14.9 r	12.5 r	16.1 r	16.0 r
West Bank and Gaza	487	....	0.0 e	0.0 e	0.0 e	0.1 e	0.1 e	....	....	....	....	....	....
Yemen, Republic of	474	....	....	....	....	....	....	0.1	0.0 r	0.0 r	0.0 r	0.0 r	0.0 r
<b>Sub-Saharan Africa</b>	603	<b>485.0</b>	<b>143.9</b>	<b>102.5</b>	<b>87.5</b>	<b>98.3</b>	<b>103.6</b>	<b>1,343.4</b>	<b>289.7</b>	<b>321.1</b>	<b>266.9</b>	<b>343.2</b>	<b>333.5</b>
Angola	614	1.2	0.3 r	0.2 r	0.2 r	0.3 r	0.3 r	14.4	3.2 r	3.4 r	2.8 r	3.6 r	3.6 r
Benin	638	14.9	4.4 r	3.1 r	3.0 r	3.4 r	3.6 r	1.1	0.2 r	0.3 r	0.2 r	0.3 r	0.3 r
Burkina Faso	748	3.7	1.1 r	0.8 r	0.7 r	0.8 r	0.9 r	0.1	0.0 r	0.0 r	0.0 r	0.0 r	0.0 r

# Cameroon (622)

In Millions of U.S. Dollars

		Exports (FOB)						Imports (CIF)					
		2015	2015Q3	2015Q4	2016Q1	2016Q2	2016Q3	2015	2015Q3	2015Q4	2016Q1	2016Q2	2016Q3
Burundi	618	0.0	0.0 r	0.0 r	0.0 r	0.0 r	0.0 r	....	....	....	....	....	....
Cabo Verde	624	0.0	0.0 r	0.0 r	0.0 r	0.0 r	0.0 r	0.0	0.0 r	0.0 r	0.0 r	0.0 r	0.0 r
Central African Rep.	626	26.7	7.7 r	5.4 r	4.9 r	5.5 r	5.7 r	0.1	0.0 r	0.0 r	0.0 r	0.0 r	0.0 r
Chad	628	113.0	33.8 r	24.1 r	22.2 r	24.7 r	25.6 r	0.3	0.1 r	0.1 r	0.1 r	0.1 r	0.1 r
Comoros	632	0.0	0.0 r	0.0 r	0.0 r	0.0 r	0.0 r	0.0	0.0 r	0.0 r	0.0 r	0.0 r	0.0 r
Congo, Dem. Rep. of	636	40.6	11.8 r	8.5 r	8.1 r	9.3 r	9.9 r	0.0	0.0 r	0.0 r	0.0 r	0.0 r	0.0 r
Congo, Republic of	634	50.4	14.7 r	10.5 r	9.9 r	11.2 r	11.9 r	18.7	3.2 r	3.3 r	3.2 r	4.8 r	5.3 r
Côte d'Ivoire	662	16.0	4.7 r	3.3 r	3.3 r	3.4 r	3.4 r	79.7	17.6 r	18.6 r	15.6 r	20.1 r	19.9 r
Equatorial Guinea	642	27.8	8.1 r	5.8 r	5.5 r	6.3 r	6.8 r	74.2	16.4 r	17.3 r	14.6 r	18.7 r	18.6 r
Eritrea	643	....	....	....	....	....	....	....	0.0 r	0.0 r	0.0 r	0.0 r	0.0 r
Ethiopia	644	0.3	0.1 r	0.1 r	0.1 r	0.1 r	0.1 r	0.0	0.0 r	0.0 r	0.0 r	0.0 r	0.0 r
Gabon	646	52.3	15.5 r	11.1 r	10.3 r	11.5 r	12.0 r	1.1	0.3 r	0.3 r	0.3 r	0.4 r	0.4 r
Gambia, The	648	0.1	0.0 r	0.0 r	0.0 r	0.0 r	0.0 r	0.0	0.0 r	0.0 r	0.0 r	0.0 r	0.0 r
Ghana	652	1.8	0.5 r	0.4 r	0.4 r	0.4 r	0.4 r	3.9	0.9 r	0.9 r	0.8 r	1.0 r	1.0 r
Guinea	656	0.2	....	....	0.0 r	0.0 r	0.1 r	0.0	....	....	0.0 r	0.0 r	0.0 r
Guinea-Bissau	654	....	....	....	....	....	....	1.6	0.4 r	0.4 r	0.3 r	0.4 r	0.4 r
Kenya	664	0.0	0.0 r	0.0 r	0.0 r	0.0 r	0.0 r	0.8	0.2 r	0.2 r	0.2 r	0.2 r	0.2 r
Lesotho	666	....	0.0 e	0.0 e	0.0 e	0.0 e	0.0 e	0.0	0.0 r	0.0 r	0.0 r	0.0 r	0.0 r
Liberia	668	4.9	1.4 r	1.0 r	1.0 r	1.1 r	1.2 r	....	....	....	....	....	....
Madagascar	674	0.1	0.0 r	0.0 r	0.0 r	0.0 r	0.0 r	0.0	0.0 r	0.0 r	0.0 r	0.0 r	0.0 r
Malawi	676	....	....	....	....	....	....	0.0	0.0 r	0.0 r	0.0 r	0.0 r	0.0 r
Mali	678	0.9	0.3 r	0.2 r	0.2 r	0.2 r	0.2 r	0.0	0.0 r	0.0 r	0.0 r	0.0 r	0.0 r
Mauritius	684	1.8	0.5 r	0.7 r	1.3 r	1.5 r	1.6 r	1.5	0.5 r	0.0 r	0.0 r	0.0 r	0.0 r
Mozambique	688	0.3	0.1 r	0.1 r	0.1 r	0.1 r	0.1 r	0.8	0.2 r	0.2 r	0.2 r	0.2 r	0.2 r
Namibia	728	0.1	0.0 r	0.0 r	0.0 r	0.0 r	0.0 r	10.4	2.4 r	2.6 r	2.2 r	2.9 r	2.9 r
Niger	692	....	....	....	....	....	....	0.0	0.0 r	0.0 r	0.0 r	0.0 r	0.0 r
Nigeria	694	42.4	10.2 r	7.2 r	7.7 r	9.7 r	11.2 r	732.5	161.9 r	171.1 r	143.6 r	184.7 r	183.3 r
Rwanda	714	0.4	0.1 r	0.1 r	0.1 r	0.1 r	0.1 r	0.0	0.0 r	0.0 r	0.0 r	0.0 r	0.0 r
São Tomé & Príncipe	716	0.0	0.0 r	0.0 r	0.0 r	0.0 r	0.0 r	0.0	0.0 r	0.0 r	0.0 r	0.0 r	0.0 r
Senegal	722	16.1	5.1 r	4.6 r	1.9 r	2.2 r	2.3 r	44.5	9.1 r	5.9 r	2.3 r	2.8 r	2.7 r
Seychelles	718	0.0	0.0 r	0.0 r	0.0 r	0.0 r	0.0 r	0.0	0.0 r	0.0 r	0.0 r	0.0 r	0.0 r
Sierra Leone	724	0.0	0.0 r	0.0 r	0.0 r	0.0 r	0.0 r	0.0	0.0 r	0.0 r	0.0 r	0.0 r	0.0 r
South Africa	199	53.6	19.5 r	11.4 r	2.7 r	2.6 r	2.3 r	122.5	21.1 r	41.5 r	17.2 r	39.3 r	31.0 r
Swaziland	734	....	....	....	....	....	....	0.1	0.0 r	0.0 r	0.0 r	0.0 r	0.0 r
Tanzania	738	0.2	0.0 r	0.0 r	0.0 r	0.0 r	0.0 r	0.0	0.0 r	0.0 r	0.0 r	0.0 r	0.0 r
Togo	742	15.0	3.7 r	3.7 r	3.7 r	3.7 r	3.7 r	234.9	51.9 r	54.9 r	62.9 r	63.2 r	63.1 r
Uganda	746	0.2	0.1 r	0.1 r	0.1 r	0.1 r	0.1 r	0.1	0.0 r	0.0 r	0.0 r	0.0 r	0.0 r
Zambia	754	0.1	....	0.0 r	0.0 r	0.0 r	0.0 r	0.1	0.0 r	0.1 r	0.3 r	0.4 r	0.3 r
Zimbabwe	698	0.0	0.0 r	0.0 r	0.0 r	0.0 r	0.0 r	0.0	0.0 r	0.0 r	0.0 r	0.0 r	0.0 r
<b>Western Hemisphere</b>	<b>205</b>	<b>36.2</b>	<b>0.9</b>	<b>1.5</b>	<b>7.4</b>	<b>8.6</b>	<b>8.5</b>	<b>215.0</b>	<b>51.9</b>	<b>52.6</b>	<b>45.9</b>	<b>40.0</b>	<b>35.4</b>
Antigua and Barbuda	311	0.1	0.0 r	0.0 r	0.0 r	0.0 r	0.0 r	20.7	4.6 r	4.8 r	4.1 r	5.2 r	5.2 r
Argentina	213	0.3	0.1 r	0.1 r	0.1 r	0.1 r	0.1 r	49.9	12.5 r	12.5 r	12.5 r	12.5 r	12.5 r
Barbados	316	0.0	0.0 r	0.0 r	0.0 r	0.0 r	0.0 r	0.0	0.0 r	0.0 r	0.0 r	0.0 r	0.0 r
Belize	339	....	....	....	....	....	....	2.2	0.5 r	0.5 r	0.4 r	0.6 r	0.6 r
Bermuda	319	....	....	....	0.0 r	0.0 r	0.0 r	....	....	....	....	....	....
Bolivia	218	0.0	0.0 r	0.0 r	0.0 r	0.0 r	0.0 r	0.0	0.0 r	0.0 r	0.0 r	0.0 r	0.0 r
Brazil	223	2.6	0.3 r	1.1 r	0.3 r	0.9 r	0.3 r	111.2	27.1 r	26.9 r	20.0 r	11.9 r	9.8 r
Chile	228	....	....	....	....	....	....	3.0	0.8 r	1.5 r	2.7 r	2.5 r	0.3 r
Colombia	233	0.0	0.0 r	0.0 r	0.0 r	0.0 r	0.0 r	3.6	0.7 r	0.8 r	1.3 r	1.5 r	1.3 r
Costa Rica	238	0.1	0.0 r	0.0 r	0.0 r	0.0 r	0.0 r	8.8	1.9 r	1.9 r	1.6 r	2.0 r	1.9 r
Dominica	321	....	....	....	....	....	....	0.0	0.0 r	0.0 r	0.0 r	0.0 r	0.0 r
Dominican Republic	243	1.3	0.4 r	0.3 r	0.3 r	0.3 r	0.3 r	0.0	0.0 r	0.0 r	0.0 r	0.0 r	0.0 r
El Salvador	253	....	0.0 e	....	0.4 e	0.0 e	....	0.1	....	0.1 r	0.2 r	0.2 r	0.2 r
Greenland	326	....	0.0 e	0.0 e	0.0 e	0.0 e	0.0 e	....	....	....	....	....	....
Grenada	328	....	0.0 e	0.0 e	0.0 e	0.0 e	0.0 e	....	....	....	....	....	....
Guatemala	258	....	....	....	....	....	....	5.3	1.2 r	1.2 r	1.0 r	1.3 r	1.3 r
Haiti	263	0.1	0.0 r	0.0 r	0.0 r	0.0 r	0.0 r	0.1	0.0 r	0.0 r	0.0 r	0.0 r	0.0 r
Honduras	268	....	....	....	....	....	....	0.0	0.0 r	0.0 r	0.0 r	0.0 r	0.0 r
Jamaica	343	....	....	....	....	....	....	0.0	0.0 r	0.0 r	0.0 r	0.0 r	0.0 r
Mexico	273	0.1	0.0 r	0.0 r	0.0 r	0.0 r	0.0 r	6.2	1.5 r	1.5 r	1.5 r	1.5 r	1.5 r

# Cameroon (622)

In Millions of U.S. Dollars

		Exports (FOB)						Imports (CIF)					
		2015	2015Q3	2015Q4	2016Q1	2016Q2	2016Q3	2015	2015Q3	2015Q4	2016Q1	2016Q2	2016Q3
Netherlands Antilles	353	31.5	....	....	6.3 r	7.2 r	7.7 r	0.1	....	....	0.0 r	0.0 r	0.0 r
Nicaragua	278	....	0.0 e	0.0 e	0.0 e	0.0 e	0.0 e	0.0	0.0 r	0.0 r	0.0 r	0.0 r	0.0 r
Panama	283	....	....	....	....	....	....	0.1	0.0 r	0.0 r	0.0 r	0.0 r	0.0 r
Peru	293	0.0	0.0 r	0.0 r	0.0 r	0.0 r	0.0 r	0.2	0.0 r	0.0 r	0.0 r	0.0 r	0.0 r
St. Kitts and Nevis	361	....	0.0 e	0.0 e	0.0 e	0.0 e	0.0 e	....	....	....	....	....	....
St. Lucia	362	....	....	....	....	....	....	....	....	....	0.0 r	0.0 r	0.0 r
Suriname	366	....	....	....	....	....	....	0.0	0.0 r	0.0 r	0.0 r	0.0 r	0.0 r
Trinidad and Tobago	369	0.0	0.0 r	0.0 r	0.0 r	0.0 r	0.0 r	0.0	0.0 r	0.0 r	0.0 r	0.0 r	0.0 r
Uruguay	298	....	....	....	....	....	....	1.8	0.6 r	0.2 r	0.2 r	0.2 r	0.2 r
Venezuela, Rep. Bol.	299	0.0	0.0 r	0.0 r	0.0 r	0.0 r	0.0 r	1.7	0.4 r	0.4 r	0.3 r	0.4 r	0.4 r
<b>Other Countries n.i.e</b>	<b>910</b>	<b>0.2</b>	<b>0.1</b>	<b>0.0</b>	<b>0.0</b>	<b>0.0</b>	<b>0.0</b>	<b>0.2</b>	<b>0.0</b>	<b>0.1</b>	<b>0.0</b>	<b>0.1</b>	<b>0.1</b>
Cuba	928	....	....	....	....	....	....	0.0	0.0 r	0.0 r	0.0 r	0.0 r	0.0 r
Korea, Dem. People's Rep.	954	0.2	0.1 r	0.0 r	0.0 r	0.0 r	0.0 r	0.2	0.0 r	0.0 r	0.0 r	0.1 r	0.1 r
<b>Memorandum Items</b>													
Africa	605	493.5	146.7	104.2	89.4	100.5	105.9	1,511.1	327.2	363.6	297.7	381.8	370.9
Middle East	405	22.9	7.3	5.3	5.0	5.7	6.1	122.4	26.6	27.6	23.6	30.4	30.0
European Union	998	1,922.3	460.0	375.8	376.9	466.7	505.0	1,687.4	399.5	415.5	380.0	487.1	432.3
Export earnings: fuel	080	313.2	90.2	64.4	60.9	69.6	74.1	969.3	212.6	232.3	202.2	259.7	261.3
Export earnings: nonfuel	092	3,744.6	874.9	708.7	634.0	800.2	815.9	5,072.5	1,150.8	1,198.6	1,078.7	1,269.1	1,179.9

# Canada (156)

In Millions of U.S. Dollars

		Exports (FOB)						Imports (FOB)					
		2015	2015Q3	2015Q4	2016Q1	2016Q2	2016Q3	2015	2015Q3	2015Q4	2016Q1	2016Q2	2016Q3
IFS World		409,003.3	101,977.2	99,013.3	93,484.3	95,740.8	97,517.5	423,230.2	104,734.3	100,064.0	94,535.8	104,053.8	103,983.0
World	001	408,265.0	101,944.3	99,011.3	93,768.3	95,995.3	97,607.6	419,783.2	104,656.3	100,156.8	95,099.0	104,757.7	104,285.4
Advanced Economies	110	362,833.0	90,654.1	87,314.5	83,844.4	85,700.3	86,945.0	299,633.4	73,421.6	71,056.1	67,691.9	75,920.5	73,609.2
Euro Area	163	15,585.5	3,654.4	4,048.0	3,744.9	3,803.0	3,399.8	35,889.4	9,083.1	8,776.7	8,041.9	9,209.4	8,983.2
Austria	122	257.2	84.5	30.5	31.7	34.8	51.5	1,403.3	336.6	324.5	312.1	329.9	361.3
Belgium	124	2,383.8	544.8	453.0	607.4	582.1	569.0	1,685.4	521.9	427.7	401.7	409.5	445.5
Cyprus	423	6.2	1.5	2.1	4.2	2.8	2.8	3.1	0.5	0.6	1.3	1.0	0.4
Estonia	939	18.1	3.7	3.4	2.9	6.1	2.6	84.4	27.9	9.2	40.0	11.6	30.6
Finland	172	508.8	177.2	141.3	157.4	107.5	83.6	763.5	168.8	150.7	139.3	169.4	170.3
France	132	2,447.2	576.6	672.3	567.3	651.8	567.0	5,316.7	1,198.2	1,458.3	1,090.7	1,207.7	1,136.1
Germany	134	2,821.9	664.5	783.4	663.5	777.6	754.0	13,560.0	3,441.0	3,238.7	3,124.4	3,424.0	3,336.8
Greece	174	88.8	12.5	24.4	14.7	15.1	11.9	178.6	49.5	48.9	41.2	47.8	40.9
Ireland	178	472.7	88.8	118.8	77.3	108.0	83.9	1,300.5	294.9	327.1	368.7	345.3	356.8
Italy	136	1,763.1	496.8	577.8	556.7	343.7	297.4	5,763.2	1,451.5	1,452.0	1,346.1	1,461.6	1,443.2
Latvia	941	22.9	8.8	3.0	3.1	3.1	5.1	33.8	7.4	14.4	5.7	8.5	6.0
Lithuania	946	40.6	11.5	8.4	10.5	8.0	11.8	185.0	46.8	45.2	29.9	100.4	138.2
Luxembourg	137	158.5	20.5	53.7	31.1	43.1	14.4	145.1	30.1	33.4	27.7	36.4	27.9
Malta	181	745.5	51.2	211.4	128.6	194.9	173.3	43.8	11.2	11.7	9.0	12.9	6.0
Netherlands	138	2,785.6	629.4	679.9	518.6	533.3	481.3	2,684.1	883.7	598.2	432.1	920.1	797.9
Portugal	182	146.6	15.6	49.2	25.2	58.4	25.5	486.9	107.1	102.5	100.8	120.1	106.2
Slovak Republic	936	18.4	4.1	4.4	4.2	14.3	4.9	302.4	54.6	70.4	84.9	107.2	102.9
Slovenia	961	19.8	2.6	12.0	13.5	11.5	3.0	112.0	29.8	30.0	32.3	30.8	32.9
Spain	184	879.8	259.9	219.1	327.0	306.9	256.8	1,837.6	421.6	433.3	453.9	465.1	443.3
Australia	193	1,476.8	344.3	429.5	318.4	399.4	390.4	1,314.7	319.3	337.5	383.7	381.0	386.4
China,P.R.: Hong Kong	532	3,054.3	688.1	723.8	495.7	396.7	338.6	2,521.1	71.6	62.1	50.4	52.7	57.8
China,P.R.: Macao	546	45.7	15.7	8.3	4.1	4.6	4.0	4.7	1.3	1.0	1.4	0.8	1.2
Czech Republic	935	148.1	49.4	33.8	22.1	31.8	48.3	457.0	119.1	104.5	101.8	107.1	105.0
Denmark	128	265.1	95.0	67.1	39.4	68.2	117.4	797.6	209.0	158.6	170.6	215.6	188.8
Iceland	176	69.0	15.2	13.6	13.0	17.3	14.9	77.1	15.9	14.7	13.9	16.4	13.8
Israel	436	267.2	59.6	71.2	73.5	105.4	56.1	946.5	212.2	218.2	263.9	259.5	220.7
Japan	158	7,622.5	1,878.6	1,924.5	1,888.9	1,984.7	2,024.0	11,567.0	2,748.3	2,637.3	2,730.0	3,070.4	3,037.2
Korea, Republic of	542	3,149.4	777.4	748.2	703.2	824.2	809.1	6,170.0	1,586.8	1,368.5	1,527.8	1,592.4	3,575.6
New Zealand	196	370.0	85.4	109.6	72.7	78.1	109.1	533.4	138.0	136.2	113.2	135.9	137.8
Norway	142	1,466.4	251.3	378.5	209.2	270.8	310.3	1,335.2	360.2	240.2	275.4	284.6	247.7
Singapore	576	1,172.6	236.5	364.7	268.2	232.3	234.0	748.4	163.3	162.6	175.9	157.7	218.1
Sweden	144	379.1	66.3	66.0	65.6	144.1	117.4	1,459.4	360.4	352.7	375.9	359.9	382.6
Switzerland	146	936.2	181.4	168.9	168.9	153.8	183.6	3,543.5	772.5	902.0	822.7	854.8	805.7
Taiwan Prov.of China	528	1,145.2	282.4	257.9	273.9	263.9	284.4	4,265.8	1,051.3	1,006.1	939.0	969.5	957.0
United Kingdom	112	12,501.1	2,732.2	3,200.1	3,278.6	2,630.0	3,959.1	7,191.5	1,626.6	1,463.1	1,390.7	1,560.0	1,789.1
United States	111	313,178.8	79,241.0	74,700.9	72,203.9	74,291.9	74,544.4	223,080.1	54,582.7	53,114.1	50,313.8	56,692.8	52,501.4
<b>Emerg. &amp; Dev. Economies</b>	<b>200</b>	<b>45,042.7</b>	<b>11,181.7</b>	<b>11,595.0</b>	<b>9,869.7</b>	<b>10,222.3</b>	<b>10,583.0</b>	<b>115,699.0</b>	<b>30,358.3</b>	<b>28,256.5</b>	<b>26,591.2</b>	<b>28,028.6</b>	<b>29,886.4</b>
<b>Emerg. &amp; Dev. Asia</b>	<b>505</b>	<b>24,128.8</b>	<b>6,149.3</b>	<b>6,218.1</b>	<b>5,163.1</b>	<b>5,337.0</b>	<b>5,591.2</b>	<b>66,736.3</b>	<b>18,265.3</b>	<b>16,357.7</b>	<b>14,926.9</b>	<b>15,233.6</b>	<b>17,434.0</b>
American Samoa	859	4.1	3.2	0.2	0.3	0.2	0.3	0.4	0.3	0.0	0.1	0.0	0.3
Bangladesh	513	701.3	157.1	252.5	140.4	174.1	142.8	1,158.8	361.8	222.9	334.9	295.7	354.2
Bhutan	514	0.2	0.0	0.1	0.0	0.0	0.0	0.3	0.2	0.0	0.0	0.0	0.0
Brunei Darussalam	516	2.3	0.4	0.5	0.5	0.5	7.6	3.5	0.7	0.3	0.3	0.3	0.0
Cambodia	522	20.2	6.9	8.3	8.8	18.1	2.0	803.4	288.4	156.0	226.6	168.7	311.5
China,P.R.: Mainland	924	15,799.2	3,848.6	4,096.2	3,665.0	3,699.0	3,767.7	51,240.2	14,080.5	12,680.3	11,078.0	11,389.5	13,197.7
Fiji	819	19.4	11.4	1.4	0.5	0.6	5.0	4.8	1.3	1.2	0.8	1.5	1.2
F.T. French Polynesia	887	8.8	1.7	1.6	1.6	1.5	2.5	0.9	0.2	0.2	0.3	0.3	0.5
F.T. New Caledonia	839	47.3	17.8	6.5	11.4	5.3	7.9	0.5	0.1	0.2	0.1	0.1	0.1
Guam	829	1.6	0.6	0.4	0.4	0.4	0.7	0.2	0.0	0.1	0.0	0.0	0.0
India	534	3,327.8	1,145.5	956.8	558.7	597.4	740.1	3,087.2	805.1	741.3	739.1	726.8	844.2
Indonesia	536	1,423.7	352.6	287.2	239.1	287.4	287.1	1,307.3	371.3	294.1	300.3	301.5	319.0
Kiribati	826	0.1	0.0	0.0	0.1	0.6	0.0	0.0	0.0	0.0	0.0	0.0	0.0
Lao People's Dem.Rep	544	4.5	0.4	1.3	1.4	1.4	2.4	18.5	7.2	4.1	5.8	4.1	4.9
Malaysia	548	622.0	106.0	131.8	154.3	129.4	115.0	2,064.8	518.9	492.5	487.2	472.0	495.8
Maldives	556	15.0	2.1	4.1	3.0	3.8	2.7	0.9	0.1	0.3	0.2	0.5	0.2
Mongolia	948	6.9	1.5	1.3	2.8	2.0	1.1	2.2	0.4	0.8	0.1	0.4	0.5
Myanmar	518	18.5	2.6	8.0	6.6	5.0	5.7	21.4	6.2	6.1	11.3	14.8	18.5

# Canada (156)

In Millions of U.S. Dollars

		Exports (FOB)						Imports (FOB)					
		2015	2015Q3	2015Q4	2016Q1	2016Q2	2016Q3	2015	2015Q3	2015Q4	2016Q1	2016Q2	2016Q3
Nauru	836	0.0	....	0.0	....	....	....	0.3	0.0	0.0	0.1	0.0	0.0
Nepal	558	17.6	5.9	4.2	1.0	1.2	1.2	11.1	3.4	2.8	2.5	2.4	3.2
Papua New Guinea	853	24.3	9.3	5.9	3.1	4.0	2.4	2.5	0.5	0.6	0.7	1.0	0.6
Philippines	566	591.0	96.0	121.6	83.3	120.9	141.2	1,112.3	269.9	254.9	250.5	257.0	255.8
Samoa	862	0.3	0.1	0.0	0.0	0.0	....	0.0	0.0	0.0	0.0	0.1	0.1
Solomon Islands	813	1.1	1.0	0.0	0.0	0.1	0.0	0.2	0.1	0.1	0.0	0.1	0.1
Sri Lanka	524	247.0	56.0	60.3	29.9	43.1	55.6	260.3	67.1	70.5	63.5	63.3	69.2
Thailand	578	694.3	188.2	166.0	154.9	130.5	188.1	2,432.4	614.4	630.3	586.8	564.9	602.3
Timor-Leste	537	0.1	0.0	0.0	0.0	0.0	0.0	2.2	0.3	1.1	0.0	0.0	0.0
Tonga	866	0.8	0.2	0.2	0.0	....	0.2	0.0	0.0	0.0	0.0	0.0	0.0
Vanuatu	846	0.5	0.1	0.3	0.0	0.0	0.1	0.0	0.0	0.0	0.1	0.0	0.0
Vietnam	582	513.1	128.9	96.6	93.8	105.6	106.3	3,195.6	866.1	796.0	837.0	968.1	953.3
Asia n.s.	598	15.7	5.2	4.6	1.9	5.0	5.4	4.2	0.8	0.9	0.3	0.5	0.9
<b>Europe</b>	170	<b>2,309.4</b>	<b>554.9</b>	<b>686.3</b>	<b>567.9</b>	<b>436.3</b>	<b>608.6</b>	<b>5,180.8</b>	<b>1,379.5</b>	<b>1,211.4</b>	<b>1,137.0</b>	<b>1,314.4</b>	<b>1,389.8</b>
<b>Emerg. &amp; Dev. Europe</b>	903	<b>1,519.3</b>	<b>378.0</b>	<b>463.7</b>	<b>370.4</b>	<b>285.0</b>	<b>396.3</b>	<b>3,334.7</b>	<b>762.4</b>	<b>767.5</b>	<b>839.9</b>	<b>920.5</b>	<b>893.8</b>
Albania	914	28.8	5.6	2.9	2.9	2.5	2.1	6.5	2.1	1.5	1.9	0.9	2.1
Bosnia and Herzegovina	963	2.0	0.3	0.7	0.5	0.6	0.8	17.5	5.5	4.7	4.2	4.6	4.8
Bulgaria	918	67.9	14.9	18.1	7.2	22.2	29.1	100.5	29.7	25.7	30.5	22.7	28.6
Croatia	960	39.9	23.1	4.1	4.0	4.6	3.0	41.9	11.7	9.7	11.1	10.3	11.5
Faroe Islands	816	0.5	0.1	0.1	0.1	0.4	0.1	9.9	4.2	2.1	2.1	1.2	1.0
Gibraltar	823	0.2	0.0	0.1	0.0	0.1	0.0	0.0	0.0	0.0	0.0	0.2	2.5
Hungary	944	74.1	16.4	16.8	16.3	12.1	12.6	478.7	108.5	108.5	112.2	123.0	104.4
Macedonia, FYR	962	4.5	1.1	1.1	0.4	0.8	0.8	10.2	1.8	2.2	3.8	1.2	2.6
Montenegro	943	1.4	0.7	0.3	0.1	0.9	1.1	0.5	0.0	0.2	0.1	0.1	0.1
Poland	964	347.1	77.2	106.2	104.9	86.6	124.1	1,382.5	283.0	311.7	378.4	434.0	299.6
Romania	968	66.9	25.3	14.3	16.8	23.0	16.1	210.3	59.6	53.4	50.6	56.3	177.1
Serbia, Republic of	942	13.3	3.4	3.9	2.3	3.1	3.0	62.7	8.2	10.0	12.1	11.1	11.0
Turkey	186	872.7	209.9	294.9	214.9	128.3	203.4	1,013.5	248.1	237.8	232.8	254.9	248.5
<b>CIS</b>	901	<b>789.9</b>	<b>176.8</b>	<b>222.6</b>	<b>197.5</b>	<b>151.2</b>	<b>212.3</b>	<b>1,845.8</b>	<b>617.1</b>	<b>443.8</b>	<b>297.1</b>	<b>393.7</b>	<b>496.0</b>
Armenia	911	9.9	2.0	1.2	0.7	1.4	1.7	111.7	27.3	29.2	25.0	34.2	44.6
Azerbaijan, Rep. of	912	11.3	2.4	1.7	4.6	2.2	2.1	341.8	216.2	72.7	37.7	0.0	28.1
Belarus	913	5.8	0.2	1.6	0.5	0.1	0.6	27.1	7.3	13.7	1.5	23.0	26.6
Georgia	915	12.1	3.0	3.0	5.8	1.9	3.8	78.7	21.0	19.0	18.1	21.3	3.5
Kazakhstan	916	93.0	17.2	9.8	10.8	16.0	19.3	407.2	112.2	126.9	68.0	124.6	130.3
Kyrgyz Republic	917	11.6	3.1	2.1	3.4	2.9	2.3	0.2	0.0	0.0	0.0	0.0	0.1
Moldova	921	1.3	0.2	0.6	0.3	0.2	0.3	7.8	1.4	1.1	2.2	1.8	2.2
Russian Federation	922	451.8	102.8	156.1	129.3	103.8	115.4	816.4	217.5	169.1	127.0	170.5	238.1
Tajikistan	923	11.4	3.5	3.9	0.9	1.5	0.5	0.0	0.0	0.0	0.0	0.0	0.0
Turkmenistan	925	5.2	0.7	3.5	1.5	0.7	2.0	1.6	0.8	0.3	0.1	0.0	0.2
Ukraine	926	165.7	32.0	38.7	39.3	18.8	63.7	53.0	13.4	11.8	17.3	18.1	22.3
Uzbekistan	927	10.9	9.5	0.4	0.6	1.7	0.7	0.3	0.1	0.1	0.1	0.2	0.0
Europe n.s.	884	0.2	0.1	0.0	0.0	0.0	....	0.2	0.0	0.1	0.1	0.1	0.1
<b>Mid East, N Africa, Pak</b>	440	<b>5,148.9</b>	<b>944.4</b>	<b>1,523.6</b>	<b>1,204.3</b>	<b>1,236.2</b>	<b>1,057.5</b>	<b>3,975.1</b>	<b>1,131.5</b>	<b>798.7</b>	<b>907.8</b>	<b>1,174.1</b>	<b>1,397.7</b>
Afghanistan, I.R. of	512	10.9	0.9	3.9	2.5	6.5	5.6	2.3	0.4	0.8	1.6	0.5	0.3
Algeria	612	467.4	31.3	150.1	156.3	47.9	86.9	741.9	262.8	148.4	231.5	353.6	464.3
Bahrain, Kingdom of	419	35.9	5.7	8.1	7.8	5.9	6.0	33.9	9.2	4.2	4.1	3.6	4.3
Djibouti	611	1.4	0.2	0.4	0.8	0.4	0.3	0.0	0.0	0.0	0.0	0.0	0.0
Egypt	469	335.0	61.1	80.4	45.5	44.9	71.1	580.5	146.5	135.0	165.8	199.9	235.8
Iran, I.R. of	429	75.3	3.2	51.0	27.0	6.9	7.2	21.2	3.3	4.6	11.0	6.7	6.4
Iraq	433	139.0	11.1	64.7	11.6	53.9	16.8	0.2	0.1	0.0	0.1	0.1	0.8
Jordan	439	70.0	15.7	20.2	15.6	15.3	13.8	60.6	16.6	12.5	19.1	17.9	20.3
Kuwait	443	138.8	23.1	32.8	27.2	38.5	27.9	12.3	0.2	3.2	5.5	4.3	0.9
Lebanon	446	89.0	27.8	20.4	31.0	24.6	24.3	21.9	6.1	4.8	4.8	5.7	5.9
Libya	672	22.8	6.0	2.9	7.7	2.1	1.0	10.7	6.3	4.0	0.1	0.0	0.1
Mauritania	682	5.6	1.0	1.7	0.6	2.4	4.4	0.2	0.0	0.0	0.0	0.0	0.3
Morocco	686	238.9	23.1	91.8	71.6	64.2	46.4	319.4	68.2	88.4	112.5	54.1	63.7
Oman	449	120.7	31.5	26.5	19.9	52.0	21.8	40.3	6.1	11.9	3.2	7.1	7.0
Pakistan	564	542.4	67.7	180.1	206.3	189.3	163.9	274.8	75.8	62.7	68.3	69.9	70.8
Qatar	453	135.6	20.3	75.4	23.1	18.1	73.1	38.7	6.5	9.4	6.7	3.8	4.5
Saudi Arabia	456	933.9	233.9	252.8	184.2	259.6	193.1	1,612.8	476.3	266.2	225.0	397.7	474.6



# Canada (156)

In Millions of U.S. Dollars

		Exports (FOB)						Imports (FOB)					
		2015	2015Q3	2015Q4	2016Q1	2016Q2	2016Q3	2015	2015Q3	2015Q4	2016Q1	2016Q2	2016Q3
Somalia	726	1.1	0.2	0.1	0.9	0.2	0.4	0.2	0.0	0.1	0.1	0.0	0.1
Sudan	732	93.8	23.3	3.4	11.8	0.8	11.0	24.9	0.1	0.0	0.0	0.2	0.0
Syrian Arab Republic	463	2.7	0.2	1.1	0.3	0.8	0.3	0.7	0.2	0.1	0.2	0.2	0.1
Tunisia	744	97.6	14.3	61.9	42.9	23.1	5.6	66.9	15.9	14.6	17.2	19.4	17.2
United Arab Emirates	466	1,585.9	342.5	392.8	308.4	377.5	275.5	110.4	31.0	27.8	30.8	29.3	20.5
Yemen, Republic of	474	5.2	0.3	1.2	1.3	1.2	1.2	0.2	0.0	0.0	0.0	0.1	0.0
<b>Sub-Saharan Africa</b>	<b>603</b>	<b>2,230.1</b>	<b>569.3</b>	<b>452.2</b>	<b>387.9</b>	<b>491.1</b>	<b>385.6</b>	<b>2,758.6</b>	<b>676.1</b>	<b>633.8</b>	<b>567.1</b>	<b>1,003.2</b>	<b>700.0</b>
Angola	614	54.4	13.0	14.1	8.2	8.7	12.1	521.8	97.4	116.7	1.9	0.8	0.0
Benin	638	27.6	6.8	3.7	2.8	3.5	5.1	0.0	0.0	0.0	0.1	0.0	0.1
Botswana	616	503.4	150.7	45.7	94.4	88.3	9.7	1.6	0.3	0.5	0.4	0.5	0.4
Burkina Faso	748	27.7	7.6	4.6	6.5	11.0	9.7	28.4	1.1	8.2	0.0	16.5	15.0
Burundi	618	0.4	0.0	0.1	0.1	0.7	0.2	0.4	0.1	0.2	0.1	0.1	0.1
Cabo Verde	624	1.7	0.4	0.5	0.4	0.5	0.3	0.1	0.0	0.0	0.0	0.0	0.0
Cameroon	622	57.0	18.2	11.6	7.7	14.1	8.9	5.5	1.8	1.5	2.2	1.7	2.1
Central African Rep.	626	1.3	0.1	0.0	0.0	0.1	0.1	0.3	0.1	0.0	0.0	0.0	0.0
Chad	628	8.2	1.4	1.7	0.8	0.2	0.2	0.2	0.1	0.0	0.0	0.1	0.1
Comoros	632	0.4	0.1	0.2	0.1	0.7	0.1	0.1	0.0	0.0	0.0	0.0	0.0
Congo, Dem. Rep. of	636	21.1	3.5	9.8	2.5	2.8	3.0	55.7	28.0	5.1	1.8	6.6	1.7
Congo, Republic of	634	22.1	5.1	3.7	2.0	7.4	12.9	13.8	3.3	8.5	9.4	47.9	0.4
Côte d'Ivoire	662	51.5	6.6	28.4	5.9	31.8	7.3	239.5	61.1	32.9	118.1	69.2	63.8
Equatorial Guinea	642	3.1	0.8	0.3	1.1	0.7	0.9	0.0	0.0	0.0	0.2	0.0	41.5
Eritrea	643	0.4	0.0	0.0	0.0	0.1	....	15.1	15.1	0.0	0.0	10.5	0.0
Ethiopia	644	25.7	12.7	6.4	6.5	5.0	13.1	19.0	5.4	5.2	5.1	7.2	7.2
Gabon	646	24.7	3.9	10.6	1.4	3.0	2.4	14.3	1.3	0.4	0.3	0.1	0.2
Gambia, The	648	0.7	0.3	0.1	0.2	0.2	0.3	0.1	0.0	0.0	0.1	0.0	0.0
Ghana	652	168.5	39.0	44.1	38.8	56.1	42.7	38.6	12.0	11.6	25.3	18.4	4.0
Guinea	656	11.2	3.4	3.0	1.9	3.7	2.2	45.8	13.8	9.9	8.4	9.7	10.0
Guinea-Bissau	654	0.0	0.0	0.0	0.0	0.1	0.0	0.0	0.0	0.0	0.0	0.0	0.0
Kenya	664	73.0	24.6	12.1	22.2	13.4	23.4	24.2	6.6	6.2	6.5	7.4	5.5
Lesotho	666	1.1	0.5	0.0	0.0	0.0	0.0	5.4	1.7	1.3	1.5	1.8	1.4
Liberia	668	8.4	0.9	1.5	5.9	1.2	0.7	31.7	8.5	8.3	8.2	7.9	7.2
Madagascar	674	18.7	2.2	1.8	3.2	1.0	1.5	63.4	14.0	11.5	21.1	19.3	4.4
Malawi	676	12.2	3.4	1.0	0.7	0.4	3.0	2.4	0.5	1.2	0.7	1.1	0.7
Mali	678	15.8	2.2	7.9	6.1	5.8	3.2	0.7	0.1	0.3	0.1	0.3	0.2
Mauritius	684	7.4	1.0	3.1	1.6	1.7	1.8	18.9	6.7	4.2	4.0	2.7	4.2
Mozambique	688	34.7	12.2	5.0	8.3	3.0	16.8	0.7	0.1	0.3	0.8	0.8	0.6
Namibia	728	6.1	1.4	1.9	1.0	0.8	2.7	99.7	0.1	47.0	17.3	15.6	1.5
Niger	692	4.6	1.2	1.6	0.7	2.3	0.6	1.5	0.8	0.3	0.6	0.3	0.3
Nigeria	694	365.3	111.3	80.4	58.8	42.0	67.0	765.8	179.4	189.3	210.5	568.1	325.6
Rwanda	714	25.3	0.3	1.3	0.3	1.6	0.7	0.9	0.2	0.3	0.2	0.3	0.3
São Tomé & Príncipe	716	....	....	....	....	....	0.1	0.0	0.0	0.0	0.0	0.0	0.0
Senegal	722	26.9	4.3	6.3	4.5	7.3	6.1	6.4	0.7	4.7	0.6	0.4	3.1
Seychelles	718	8.1	0.6	6.8	0.3	0.6	0.2	3.7	0.4	0.4	0.2	0.1	0.2
Sierra Leone	724	7.1	2.0	1.8	1.3	1.5	1.2	2.2	1.0	0.4	0.2	0.4	0.9
South Africa	199	488.9	97.2	105.5	68.8	135.9	82.0	688.7	203.2	150.9	115.4	174.1	188.1
Swaziland	734	2.3	0.8	0.3	0.5	0.4	0.9	1.5	0.2	0.4	0.3	0.5	0.2
Tanzania	738	40.1	6.7	12.3	7.3	17.2	31.3	9.8	1.3	1.9	2.5	3.5	2.4
Togo	742	14.6	2.5	2.7	2.5	4.2	1.4	19.5	6.7	0.2	0.1	5.4	4.9
Uganda	746	21.4	5.8	4.3	7.6	5.0	4.5	7.2	1.8	2.8	1.9	2.5	1.1
Zambia	754	32.4	13.4	5.2	3.8	6.7	2.1	2.3	0.9	0.4	0.2	0.2	0.2
Zimbabwe	698	4.4	1.1	0.5	1.0	0.2	3.1	1.8	0.4	0.5	0.4	0.5	0.4
Africa n.s.	799	0.1	0.0	....	0.0	0.0	0.0	0.2	0.1	0.0	0.0	0.8	0.0
<b>Western Hemisphere</b>	<b>205</b>	<b>11,225.5</b>	<b>2,963.7</b>	<b>2,714.7</b>	<b>2,546.5</b>	<b>2,721.8</b>	<b>2,940.1</b>	<b>37,048.3</b>	<b>8,905.9</b>	<b>9,254.8</b>	<b>9,052.5</b>	<b>9,303.3</b>	<b>8,964.9</b>
Antigua and Barbuda	311	8.4	1.4	1.4	1.8	1.4	1.9	0.4	0.1	0.1	0.1	0.1	0.0
Argentina	213	242.5	65.7	69.3	50.4	48.5	44.1	1,447.0	384.1	339.5	256.4	306.0	279.6
Aruba	314	7.5	1.7	1.7	2.3	2.8	3.3	43.5	0.0	0.0	0.0	19.8	0.1
Bahamas, The	313	59.8	9.4	33.4	17.6	7.9	17.1	28.1	1.2	8.9	2.3	4.3	2.4
Barbados	316	56.8	16.4	6.7	7.1	8.4	8.6	8.8	2.1	2.6	1.9	2.4	1.8
Belize	339	7.9	1.6	2.3	1.9	1.9	3.4	2.9	1.0	0.7	0.6	0.3	0.4
Bermuda	319	32.7	5.3	14.4	11.8	15.5	13.0	1.4	0.3	0.4	0.2	0.2	2.2

# Canada (156)

In Millions of U.S. Dollars

		Exports (FOB)						Imports (FOB)					
		2015	2015Q3	2015Q4	2016Q1	2016Q2	2016Q3	2015	2015Q3	2015Q4	2016Q1	2016Q2	2016Q3
Bolivia	218	22.4	5.0	5.0	3.8	5.0	4.0	150.7	37.6	30.8	32.9	28.8	50.3
Brazil	223	1,769.5	467.6	339.4	413.5	351.6	501.6	2,919.2	689.6	849.8	621.4	738.6	847.4
Chile	228	619.5	159.9	145.6	129.0	148.8	133.5	1,454.0	300.6	346.1	423.0	308.0	241.9
Colombia	233	613.0	162.2	136.8	123.7	155.9	160.8	649.3	180.2	133.3	136.5	157.2	165.0
Costa Rica	238	127.0	34.7	33.2	25.9	26.7	28.3	393.3	95.8	88.4	98.5	102.8	96.4
Dominica	321	3.8	1.0	0.8	0.5	0.7	1.3	0.6	0.3	0.0	0.1	0.0	0.1
Dominican Republic	243	137.7	28.3	47.3	26.7	31.5	26.7	804.7	188.4	172.4	279.4	122.5	263.5
Ecuador	248	257.5	55.9	58.9	50.5	39.4	55.0	247.7	57.9	65.7	61.9	49.4	43.2
El Salvador	253	46.8	10.5	12.3	9.0	12.4	11.9	85.3	14.6	11.5	13.7	12.8	12.2
Falkland Islands	323	0.0	0.0	....	....	0.0	....	0.7	0.6	0.1	0.0	0.7	0.1
Greenland	326	17.4	5.3	3.4	6.0	2.1	7.3	0.4	0.1	0.0	0.1	0.1	0.3
Grenada	328	4.8	1.4	1.0	0.9	1.5	1.9	1.7	0.4	0.5	0.3	0.2	0.3
Guatemala	258	94.8	21.9	20.7	22.1	26.8	18.5	489.8	110.0	117.5	150.7	187.1	154.1
Guyana	336	20.1	2.7	5.6	5.1	7.4	7.2	209.3	51.5	85.5	118.5	120.0	91.3
Haiti	263	43.1	8.9	14.7	14.6	7.9	10.0	30.0	7.1	9.5	6.3	6.8	5.9
Honduras	268	31.2	8.8	8.0	7.1	6.1	7.1	264.0	63.7	60.3	74.9	78.4	61.2
Jamaica	343	89.2	22.8	23.6	19.1	19.9	21.2	186.3	55.6	55.4	44.1	43.9	16.3
Mexico	273	5,134.7	1,382.7	1,290.4	1,257.3	1,472.8	1,552.6	24,365.6	5,931.9	6,086.2	5,987.4	6,599.1	6,121.2
Netherlands Antilles	353	20.7	5.2	7.2	3.7	9.6	4.0	4.2	1.0	0.6	0.6	0.3	0.8
Nicaragua	278	34.3	12.3	7.5	6.6	6.6	5.6	154.7	72.1	20.2	23.7	27.9	27.0
Panama	283	107.9	30.9	27.0	19.4	28.8	19.0	8.7	1.8	1.6	1.5	1.3	1.5
Paraguay	288	15.7	3.8	6.1	2.4	2.8	3.2	9.9	3.1	2.5	2.4	3.5	3.0
Peru	293	669.3	151.2	190.4	189.9	153.1	115.9	2,552.0	579.5	650.5	647.9	346.1	427.9
St. Kitts and Nevis	361	6.8	1.6	1.8	1.2	1.2	1.4	3.4	0.6	0.7	0.7	0.5	0.5
St. Lucia	362	8.8	2.0	2.3	2.1	1.5	2.3	0.2	0.0	0.0	0.1	0.1	0.1
St. Vincent & Grens.	364	9.4	1.4	4.3	1.5	1.0	1.5	0.1	0.0	0.0	0.0	0.0	0.0
Suriname	366	66.1	17.0	20.3	7.4	5.3	6.0	98.2	20.1	10.3	4.7	0.8	0.5
Trinidad and Tobago	369	239.9	61.9	46.9	42.2	43.3	48.8	268.8	29.0	75.5	20.5	21.5	30.4
Uruguay	298	65.2	11.2	14.8	12.8	12.4	13.5	74.3	6.3	10.1	34.5	8.8	10.9
Venezuela, Rep. Bol.	299	497.0	169.5	102.2	43.7	45.7	70.4	84.9	16.3	16.7	4.5	1.1	3.7
Western Hem. n.s.	399	36.4	14.6	7.8	5.9	7.3	8.1	4.2	1.0	0.6	0.1	1.7	1.3
<b>Other Countries n.i.e</b>	910	<b>385.0</b>	<b>108.5</b>	<b>97.7</b>	<b>54.2</b>	<b>72.5</b>	<b>79.2</b>	<b>409.4</b>	<b>91.2</b>	<b>87.5</b>	<b>73.9</b>	<b>74.5</b>	<b>79.4</b>
Cuba	928	385.0	108.5	97.7	54.2	72.5	79.2	409.2	91.1	87.4	73.9	74.5	79.4
Korea, Dem. People's Rep.	954	....	....	....	....	0.0	....	0.1	0.0	0.1	0.0	0.0	0.0
<b>Special Categories</b>	899	<b>....</b>	<b>....</b>	<b>....</b>	<b>....</b>	<b>....</b>	<b>....</b>	<b>971.0</b>	<b>....</b>	<b>....</b>	<b>....</b>	<b>....</b>	<b>....</b>
<b>Countries &amp; Areas n.s.</b>	898	<b>4.3</b>	<b>0.0</b>	<b>4.2</b>	<b>0.0</b>	<b>0.3</b>	<b>0.4</b>	<b>3,070.4</b>	<b>785.2</b>	<b>756.6</b>	<b>742.1</b>	<b>734.1</b>	<b>710.4</b>
<b>Memorandum Items</b>													
Africa	605	3,135.9	662.7	761.5	672.7	630.1	540.5	3,912.1	1,023.0	885.3	928.5	1,430.5	1,245.5
Middle East	405	3,689.9	782.4	1,030.3	710.7	901.3	733.1	2,544.4	708.4	483.8	476.5	676.4	781.1
European Union	998	29,474.8	6,754.1	7,574.6	7,299.7	6,825.6	7,827.0	48,008.8	11,890.7	11,364.7	10,663.7	12,098.3	12,069.9
Export earnings: fuel	080	6,331.8	1,422.4	1,690.5	1,257.4	1,338.2	1,291.4	6,912.6	1,952.0	1,487.0	1,229.9	1,976.7	2,040.4
Export earnings: nonfuel	092	401,933.2	100,521.9	97,320.8	92,510.9	94,657.1	96,316.2	412,870.6	102,704.3	98,669.8	93,869.1	102,781.0	102,245.0

# Central African Republic (626)

In Millions of U.S. Dollars

		Exports (FOB)						Imports (CIF)					
		2015	2015Q3	2015Q4	2016Q1	2016Q2	2016Q3	2015	2015Q3	2015Q4	2016Q1	2016Q2	2016Q3
IFS World		....	....	....	....	....	....	....	....	....	....	....	....
World	001	190.1	31.2	22.9	14.6	23.0	28.5	456.6	111.4	89.5	114.3	96.9	106.8
Advanced Economies	110	160.7	22.2	17.0	8.1	8.3	7.3	245.4	73.7	45.6	47.1	39.3	41.9
Euro Area	163	67.0	13.9	16.6	7.7	8.1	7.0	145.8	45.4	33.2	37.3	29.0	33.9
Austria	122	1.1	....	0.3 r	....	....	....	0.0	0.0 r	0.0 r	0.0 r	0.0 r	0.0 r
Belgium	124	0.1	0.0 r	0.0 r	0.0 r	0.0 r	0.0 r	15.3	4.2 r	3.9 r	7.7 r	4.0 r	6.7 r
Cyprus	423	....	....	....	....	0.0 r	....	0.1	0.0 r	0.0 r	0.0 r	....	0.0 r
Finland	172	0.6	0.2 r	0.2 r	0.2 r	0.2 r	0.2 r	0.0	0.0 r	0.0 r	....	0.1 r	0.0 r
France	132	61.6	13.7 r	14.7 r	3.8 r	4.1 r	3.1 r	96.2	28.3 r	18.3 r	22.7 r	20.4 r	18.9 r
Germany	134	3.5	0.0 r	1.4 r	3.7 r	3.6 r	3.6 r	4.2	0.6 r	2.5 r	0.8 r	0.8 r	0.9 r
Greece	174	....	....	....	....	....	....	0.0	0.0 r	0.0 r	0.0 r	0.0 r	0.0 r
Ireland	178	0.0	0.0 r	0.0 r	0.0 r	0.0 r	0.0 r	0.0	0.0 r	0.0 r	0.0 r	0.0 r	0.0 r
Italy	136	0.0	0.0 r	0.0 r	0.0 r	0.0 r	0.0 r	22.6	10.5 r	6.8 r	3.5 r	2.0 r	5.5 r
Latvia	941	....	....	....	....	....	....	....	....	....	....	0.0 r	....
Luxembourg	137	....	....	....	....	....	....	0.0	0.0 r	0.0 r	0.0 r	0.0 r	0.0 r
Malta	181	0.0 e	....	....	....	....	....	0.0	....	0.0 r	....	....	0.0 r
Netherlands	138	....	....	....	....	....	....	4.8	1.2 r	1.0 r	1.7 r	0.8 r	1.3 r
Portugal	182	0.0	0.0 r	0.0 r	0.0 r	0.0 r	0.0 r	0.0	0.0 r	0.0 r	0.0 r	0.0 r	0.0 r
Slovak Republic	936	....	....	....	....	....	....	....	....	....	0.0 r	0.0 r	....
Spain	184	0.0	0.0 r	0.0 r	0.0 r	0.0 r	0.0 r	2.6	0.5 r	0.5 r	0.9 r	0.8 r	0.5 r
Australia	193	0.1 e	0.0 e	....	....	....	....	1.6	0.1 r	0.1 r	2.7 r	0.0 r	0.0 r
Canada	156	0.1	0.0 r	0.0 r	0.0 r	0.0 r	0.0 r	0.6	0.0 r	0.0 r	0.0 r	0.0 r	0.0 r
China,P.R.: Hong Kong	532	....	....	....	....	....	....	0.1	0.0 r	0.0 r	0.0 r	0.1 r	0.0 r
Czech Republic	935	0.0 e	....	....	....	0.0 e	....	0.2	0.0 r	0.0 r	0.3 r	0.0 r	0.0 r
Denmark	128	0.3	0.2 r	0.1 r	0.0 r	0.0 r	0.1 r	8.5	3.7 r	2.7 r	1.3 r	0.7 r	2.1 r
Iceland	176	0.2	0.1 r	0.1 r	0.1 r	0.1 r	0.1 r	....	....	....	....	....	....
Israel	436	....	....	....	....	....	....	3.7	1.2 r	2.5 r	0.8 r	0.4 r	0.3 r
Japan	158	0.1	0.0 r	0.0 r	0.0 r	0.0 r	0.0 r	17.8	0.6 r	3.9 r	0.6 r	2.6 r	0.6 r
Korea, Republic of	542	....	....	....	....	....	....	0.3	0.3 r	0.0 r	0.0 r	0.0 r	0.0 r
New Zealand	196	0.0 e	0.0 e	....	0.0 e	....	0.0 e	1.1	....	....	....	....	....
Norway	142	92.8 e	8.0 e	0.2 e	....	0.0 e	0.0 e	....	....	....	....	....	....
Singapore	576	0.0	0.0 r	0.0 r	0.0 r	0.0 r	0.0 r	1.0	0.7 r	0.2 r	0.2 r	0.2 r	0.3 r
Sweden	144	....	....	....	....	....	....	0.2	0.0 r	0.1 r	0.0 r	0.4 r	0.0 r
Switzerland	146	....	....	....	....	....	....	6.0	0.1 r	0.5 r	0.9 r	0.5 r	0.6 r
Taiwan Prov. of China	528	0.0 e	0.0 e	0.0 e	0.3 e	0.0 e	0.1 e	0.0 e	....	0.0 e	0.0 e	0.0 e	0.0 e
United Kingdom	112	....	....	....	....	....	....	2.6	0.8 r	0.4 r	0.1 r	0.4 r	1.0 r
United States	111	0.0	0.0 r	0.0 r	0.0 r	0.0 r	0.0 r	55.9	20.7 r	2.0 r	2.8 r	4.8 r	3.1 r
Emerg. & Dev. Economies	200	29.3	8.9	6.0	6.5	14.7	21.1	211.1	37.7	43.9	67.2	57.5	64.9
Emerg. & Dev. Asia	505	8.0	2.5	1.6	1.6	2.9	2.2	55.3	11.9	17.2	18.2	10.7	19.6
Bangladesh	513	0.0	0.0 r	0.0 r	0.0 r	0.0 r	0.0 r	....	....	....	....	....	....
Cambodia	522	....	....	....	....	....	....	0.0	0.0 r	0.0 r	0.0 r	0.0 r	0.0 r
China,P.R.: Mainland	924	6.6	2.1 r	1.3 r	1.2 r	2.3 r	1.9 r	30.3	6.1 r	7.6 r	9.8 r	4.9 r	8.9 r
F.T. French Polynesia	887	0.0 e	0.0 e	0.0 e	0.0 e	0.0 e	0.0 e	....	....	....	....	....	....
F.T. New Caledonia	839	0.1 e	0.0 e	0.0 e	0.0 e	0.0 e	0.0 e	....	....	....	....	....	....
India	534	0.1	0.0 r	0.0 r	0.0 r	0.0 r	0.0 r	13.3	3.7 r	4.2 r	3.7 r	1.8 r	6.7 r
Indonesia	536	....	....	....	....	....	....	1.3	0.2 r	0.2 r	0.6 r	0.6 r	0.6 r
Malaysia	548	....	....	....	0.0 r	0.1 r	....	5.2	1.3 r	1.8 r	1.2 r	0.4 r	0.6 r
Nepal	558	0.0 e	0.0 e	0.0 e	0.0 e	0.0 e	0.0 e	....	....	....	....	....	....
Philippines	566	....	....	....	....	....	....	0.0	0.0 r	0.0 r	....	....	....
Sri Lanka	524	....	....	....	....	0.0 e	....	3.0	0.3 r	1.8 r	2.7 r	2.7 r	2.7 r
Thailand	578	....	....	....	....	....	....	2.1	0.3 r	1.5 r	0.2 r	0.3 r	0.1 r
Vietnam	582	1.2	0.4 r	0.3 r	0.3 r	0.4 r	0.3 r	0.0	0.0 r	0.0 r	0.0 r	0.0 r	0.0 r
Asia n.s.	598	....	....	....	....	....	....	0.1	0.0 r	0.0 r	0.0 r	0.0 r	0.0 r
Europe	170	0.3	0.0	0.0	0.0	4.8	13.9	1.8	1.0	0.2	0.3	0.4	0.5
Emerg. & Dev. Europe	903	0.2	0.0	0.0	0.0	0.0	0.0	1.4	0.9	0.1	0.1	0.2	0.1
Bosnia and Herzegovina	963	0.0 e	0.0 e	0.0 e	0.0 e	0.0 e	0.0 e	....	....	....	....	....	....
Bulgaria	918	0.0	0.0 r	....	0.0 r	....	....	0.1	0.0 r	0.0 r	0.0 r	0.0 r	0.0 r
Croatia	960	0.0	0.0 r	0.0 r	0.0 r	0.0 r	0.0 r	....	....	....	....	....	....
Faroe Islands	816	0.0 e	0.0 e	0.0 e	0.0 e	0.0 e	0.0 e	....	....	....	....	....	....
Hungary	944	....	....	....	....	....	....	0.2	0.0 r	....	....	....	....

# Central African Republic (626)

In Millions of U.S. Dollars

		Exports (FOB)						Imports (CIF)					
		2015	2015Q3	2015Q4	2016Q1	2016Q2	2016Q3	2015	2015Q3	2015Q4	2016Q1	2016Q2	2016Q3
Macedonia, FYR	962	0.0 e	0.0 e	0.0 e	0.0 e	0.0 e	0.0 e	0.0	0.0 r	0.0 r	0.0 r	0.0 r	0.0 r
Montenegro	943	....	....	....	....	....	0.0 e	....	....	....	....	....	....
Poland	964	0.0	0.0 r	0.0 r	0.0 r	0.0 r	0.0 r	0.2	0.0 r	0.0 r	0.0 r	0.0 r	0.0 r
Romania	968	....	....	....	....	....	....	1.0	0.8 r	....	0.0 r	0.1 r	....
Serbia, Republic of	942	0.2 e	....	0.0 e	....	0.0 e	0.0 e	....	....	....	....	....	....
<b>CIS</b>	901	<b>0.0</b>	<b>0.0</b>	<b>0.0</b>	<b>0.0</b>	<b>4.8</b>	<b>13.8</b>	<b>0.3</b>	<b>0.1</b>	<b>0.1</b>	<b>0.2</b>	<b>0.2</b>	<b>0.4</b>
Armenia	911	0.0 e	....	....	....	....	....	....	....	....	....	....	....
Belarus	913	0.0 e	0.0 e	0.0 e	....	4.8 e	13.8 e	....	....	....	....	....	....
Moldova	921	0.0 e	0.0 e	0.0 e	0.0 e	0.0 e	0.0 e	....	....	....	....	....	....
Russian Federation	922	....	....	....	....	....	....	0.2	0.1 r	0.1 r	0.2 r	0.2 r	0.4 r
Ukraine	926	....	....	....	....	....	....	0.1	0.1 r	0.0 r	....	....	....
<b>Mid East, N Africa, Pak</b>	440	<b>0.3</b>	<b>0.1</b>	<b>0.1</b>	<b>0.1</b>	<b>0.1</b>	<b>0.1</b>	<b>56.3</b>	<b>6.9</b>	<b>14.6</b>	<b>34.3</b>	<b>33.9</b>	<b>34.1</b>
Algeria	612	....	....	....	....	....	....	0.0 e	0.0 e	0.0 e	0.0 e	0.0 e	0.0 e
Bahrain, Kingdom of	419	0.1 e	0.0 e	0.0 e	0.0 e	0.0 e	0.0 e	....	....	....	....	....	....
Egypt	469	....	....	....	....	....	....	38.4	2.4 r	10.0 r	29.9 r	29.9 r	29.9 r
Jordan	439	....	....	....	....	....	....	0.0	0.0 r	0.0 r	0.0 r	0.0 r	0.0 r
Lebanon	446	0.0	....	0.0 r	0.0 r	0.0 r	0.0 r	2.1	0.2 r	0.9 r	0.5 r	0.4 r	0.5 r
Mauritania	682	0.1	0.0 r	0.0 r	0.0 r	0.0 r	0.0 r	....	....	....	....	....	....
Morocco	686	....	....	....	....	....	....	0.3	0.2 r	0.1 r	0.1 r	0.1 r	0.1 r
Pakistan	564	....	....	....	....	....	....	4.3	1.1 r	1.1 r	1.1 r	1.1 r	1.1 r
Saudi Arabia	456	....	....	....	....	....	....	0.0	0.0 r	0.0 r	0.0 r	0.0 r	0.0 r
Sudan	732	....	....	....	....	....	....	5.2	1.3 r	1.3 r	1.3 r	1.3 r	1.3 r
Syrian Arab Republic	463	0.0 e	0.0 e	0.0 e	0.0 e	0.0 e	0.0 e	....	....	....	....	....	....
Tunisia	744	....	....	....	....	....	....	0.4	0.1 r	0.1 r	0.1 r	0.1 r	0.1 r
United Arab Emirates	466	0.1	0.0 r	0.0 r	0.0 r	0.0 r	0.0 r	5.4	1.6 r	1.2 r	1.3 r	1.0 r	1.1 r
Yemen, Republic of	474	....	....	....	....	....	....	0.0	0.0 r	0.0 r	0.0 r	0.0 r	0.0 r
<b>Sub-Saharan Africa</b>	603	<b>20.7</b>	<b>6.3</b>	<b>4.3</b>	<b>4.8</b>	<b>6.9</b>	<b>5.0</b>	<b>93.5</b>	<b>16.4</b>	<b>11.1</b>	<b>10.1</b>	<b>8.0</b>	<b>8.6</b>
Angola	614	....	....	....	....	....	....	0.0	0.0 r	0.0 r	0.0 r	0.0 r	0.0 r
Benin	638	....	....	....	....	....	....	0.3	0.1 r	0.1 r	0.1 r	0.1 r	0.1 r
Botswana	616	0.0 e	0.0 e	0.0 e	0.0 e	0.0 e	0.0 e	....	....	....	....	....	....
Burundi	618	0.1	0.0 r	0.0 r	0.0 r	0.0 r	0.0 r	....	....	....	....	....	....
Cameroon	622	8.6	2.5 r	1.8 r	2.0 r	2.9 r	2.1 r	30.1	9.3 r	6.8 r	6.8 r	5.3 r	5.6 r
Chad	628	11.1	3.2 r	2.3 r	2.6 r	3.8 r	2.7 r	1.5	0.5 r	0.3 r	0.4 r	0.3 r	0.3 r
Comoros	632	0.0 e	0.0 e	0.0 e	0.0 e	0.0 e	0.0 e	....	....	....	....	....	....
Congo, Republic of	634	0.1	0.0 r	0.0 r	0.0 r	0.0 r	0.0 r	2.3	0.7 r	0.5 r	0.6 r	0.4 r	0.5 r
Côte d'Ivoire	662	....	....	....	....	....	....	1.1	0.3 r	0.3 r	0.3 r	0.2 r	0.2 r
Ethiopia	644	....	....	....	....	....	....	0.1	0.0 r	0.0 r	0.0 r	0.0 r	0.0 r
Gabon	646	0.4	0.1 r	0.1 r	0.1 r	0.1 r	0.1 r	0.0	0.0 r	0.0 r	0.0 r	0.0 r	0.0 r
Ghana	652	....	....	....	....	....	....	0.2	0.1 r	0.0 r	0.0 r	0.0 r	0.0 r
Guinea	656	....	....	....	....	....	....	1.2	0.4 r	0.3 r	0.3 r	0.2 r	0.3 r
Kenya	664	....	....	....	....	....	....	2.5	0.8 r	0.6 r	0.6 r	0.5 r	0.5 r
Liberia	668	....	....	....	....	....	....	0.0	0.0 r	0.0 r	0.0 r	0.0 r	0.0 r
Mali	678	....	....	....	....	....	....	0.0	0.0 r	0.0 r	0.0 r	0.0 r	0.0 r
Mozambique	688	....	....	....	....	....	....	0.1	0.0 r	0.0 r	0.0 r	0.0 r	0.0 r
Namibia	728	....	....	....	....	....	....	1.8	0.5 r	0.4 r	0.4 r	0.3 r	0.4 r
Nigeria	694	0.0	0.0 r	0.0 r	0.0 r	0.0 r	0.0 r	0.0	0.0 r	0.0 r	0.0 r	0.0 r	0.0 r
Rwanda	714	0.0 e	0.0 e	0.0 e	0.0 e	0.0 e	0.0 e	....	....	....	....	....	....
Senegal	722	0.4	0.4 r	....	....	....	....	4.6	1.8 r	1.0 r	0.0 r	0.0 r	0.0 r
Sierra Leone	724	....	....	....	....	....	....	0.2	0.0 r	0.0 r	0.0 r	0.0 r	0.0 r
South Africa	199	....	....	....	....	....	....	1.7	1.3 r	0.3 r	0.1 r	0.0 r	0.1 r
Swaziland	734	....	....	....	....	....	....	0.0	0.0 r	0.0 r	0.0 r	0.0 r	0.0 r
Togo	742	....	....	....	....	....	....	0.7	0.2 r	0.2 r	0.2 r	0.2 r	0.2 r
Uganda	746	....	....	....	....	....	....	1.3	0.3 r	0.3 r	0.3 r	0.3 r	0.3 r
Zambia	754	....	....	....	....	....	....	43.7	....	....	....	....	0.1 r
Zimbabwe	698	....	....	....	....	....	....	0.0	0.0 r	0.0 r	0.0 r	0.0 r	0.0 r
<b>Western Hemisphere</b>	205	<b>0.1</b>	<b>0.0</b>	<b>0.0</b>	<b>0.0</b>	<b>0.0</b>	<b>0.0</b>	<b>4.3</b>	<b>1.6</b>	<b>0.8</b>	<b>4.3</b>	<b>4.6</b>	<b>2.1</b>
Barbados	316	0.0 e	0.0 e	0.0 e	0.0 e	0.0 e	0.0 e	....	....	....	....	....	....
Bolivia	218	0.0 e	....	0.0 e	0.0 e	0.0 e	0.0 e	....	....	....	....	....	....
Brazil	223	....	....	....	....	....	....	2.8	1.1 r	0.4 r	3.9 r	4.2 r	1.7 r
Chile	228	0.0 e	0.0 e	0.0 e	0.0 e	0.0 e	0.0 e	0.2	0.1 r	0.1 r	0.1 r	0.1 r	0.1 r

# Central African Republic (626)

In Millions of U.S. Dollars

		Exports (FOB)						Imports (CIF)					
		2015	2015Q3	2015Q4	2016Q1	2016Q2	2016Q3	2015	2015Q3	2015Q4	2016Q1	2016Q2	2016Q3
Colombia	233	0.0 e	0.0 e	0.0 e	....	....	....	....	....	....	....	....	....
Curacao	354	....	....	....	....	....	....	0.0	0.0 r	0.0 r	0.0 r	0.0 r	0.0 r
Ecuador	248	0.0 e	0.0 e	....	....	....	....	....	....	....	....	....	....
El Salvador	253	0.0 e	....	....	....	....	....	....	....	....	....	....	....
Guatemala	258	0.0 e	0.0 e	0.0 e	0.0 e	0.0 e	0.0 e	....	....	....	....	....	....
Guyana	336	0.0 e	0.0 e	0.0 e	0.0 e	0.0 e	0.0 e	....	....	....	....	....	....
Haiti	263	....	....	....	....	....	....	0.2	0.0 r	0.0 r	0.0 r	0.0 r	0.0 r
Honduras	268	0.0 e	0.0 e	....	....	....	....	....	....	....	....	....	....
Jamaica	343	....	....	....	....	....	....	0.0	0.0 r	0.0 r	0.0 r	0.0 r	0.0 r
Netherlands Antilles	353	0.0 e	0.0 e	0.0 e	0.0 e	0.0 e	0.0 e	0.0 e	0.0 e	0.0 e	0.0 e	0.0 e	0.0 e
Peru	293	0.0 e	0.0 e	0.0 e	0.0 e	0.0 e	0.0 e	....	....	....	....	....	....
Western Hem. n.s.	399	....	....	....	....	....	....	1.1	0.3 r	0.2 r	0.3 r	0.2 r	0.3 r
<b>Other Countries n.i.e</b>	910	<b>0.0</b>	<b>0.0</b>	<b>0.0</b>	<b>0.0</b>	<b>0.0</b>	<b>0.0</b>	<b>0.1</b>	<b>0.0</b>	<b>0.0</b>	<b>0.0</b>	<b>0.0</b>	<b>0.0</b>
Cuba	928	0.0	0.0 r	0.0 r	0.0 r	0.0 r	0.0 r	0.0	0.0 r	0.0 r	0.0 r	0.0 r	0.0 r
Korea, Dem. People's Rep.	954	....	....	....	....	....	....	0.1	0.0 r	0.0 r	0.0 r	0.0 r	0.0 r
<b>Memorandum Items</b>													
Africa	605	20.8	6.3	4.3	4.8	6.9	5.0	99.4	17.9	12.6	11.6	9.5	10.2
Middle East	405	0.2	0.1	0.0	0.1	0.1	0.1	46.0	4.3	12.1	31.7	31.3	31.5
European Union	998	67.4	14.1	16.7	7.8	8.2	7.1	158.7	50.7	36.4	39.1	30.6	37.1
Export earnings: fuel	080	11.8	3.4	2.5	2.8	4.0	2.9	9.6	2.9	2.2	2.5	2.0	2.4
Export earnings: nonfuel	092	178.3	27.7	20.5	11.8	19.0	25.6	447.1	108.5	87.3	111.8	94.9	104.5

# Chad (628)

In Millions of U.S. Dollars

		Exports (FOB)						Imports (CIF)					
		2015	2015Q3	2015Q4	2016Q1	2016Q2	2016Q3	2015	2015Q3	2015Q4	2016Q1	2016Q2	2016Q3
IFS World		2,900.0	....	....	....	....	....	2,200.0	....	....	....	....	....
World	001	2,222.6	612.1	480.6	309.7	433.6	457.2	896.5	208.1	185.2	182.2	152.4	166.6
Advanced Economies	110	1,648.3	441.7	343.4	269.6	294.8	316.3	456.1	95.2	87.7	104.5	60.1	76.0
Euro Area	163	115.4	66.9	14.0	27.2	7.1	44.8	333.4	68.7	66.4	83.9	49.4	59.3
Austria	122	0.0 e	0.0 e	0.0 e	0.0 e	0.0 e	....	5.3 e	0.3 e	1.4 e	4.6 e	0.8 e	0.3 e
Belgium	124	0.0 e	0.0 e	0.0 e	....	....	0.0 e	53.0 e	14.8 e	8.6 e	9.1 e	6.7 e	5.3 e
Cyprus	423	....	....	....	....	....	....	0.2 e	0.0 e	0.2 e	....	0.0 e	0.0 e
Finland	172	0.0 e	....	0.0 e	....	0.0 e	....	0.1 e	0.0 e	0.1 e	0.1 e	....	0.1 e
France	132	42.1 e	4.3 e	6.5 e	10.7 e	3.9 e	43.4 e	153.7 e	33.1 e	30.1 e	41.0 e	25.0 e	39.6 e
Germany	134	3.3 e	1.3 e	1.7 e	0.6 e	1.0 e	0.3 e	20.6 e	4.8 e	4.6 e	6.7 e	6.6 e	5.5 e
Greece	174	0.4 e	....	0.4 e	....	0.1 e	0.1 e	0.2 e	0.0 e	0.0 e	0.0 e	....	....
Ireland	178	0.0 e	0.0 e	0.0 e	0.0 e	0.2 e	....	1.7 e	0.5 e	0.2 e	0.6 e	0.3 e	0.3 e
Italy	136	49.6 e	47.1 e	1.5 e	....	0.0 e	....	44.3 e	7.6 e	9.1 e	3.2 e	4.6 e	1.7 e
Latvia	941	0.0 e	....	0.0 e	....	0.0 e	....	0.1 e	0.0 e	0.0 e	9.6 e	0.0 e	0.2 e
Lithuania	946	....	....	....	....	....	....	....	....	....	....	0.0 e	0.0 e
Luxembourg	137	0.0 e	0.0 e	0.0 e	0.0 e	0.0 e	0.0 e	0.3 e	0.0 e	0.0 e	0.6 e	0.0 e	0.0 e
Malta	181	....	....	....	....	....	....	3.7 e	0.6 e	2.0 e	1.2 e	0.2 e	0.2 e
Netherlands	138	14.0 e	12.5 e	1.5 e	14.2 e	0.0 e	0.0 e	35.4 e	3.6 e	7.6 e	3.1 e	2.9 e	3.4 e
Portugal	182	5.3 e	1.7 e	1.9 e	1.6 e	1.7 e	0.9 e	4.0 e	1.1 e	0.7 e	1.0 e	0.4 e	1.1 e
Slovak Republic	936	....	....	....	....	....	....	0.4 e	....	0.0 e	....	....	....
Slovenia	961	....	....	....	....	....	....	....	....	....	....	....	0.0 e
Spain	184	0.5 e	0.0 e	0.5 e	....	0.0 e	0.0 e	10.3 e	2.2 e	1.8 e	2.8 e	1.9 e	1.6 e
Australia	193	0.1 e	0.1 e	0.0 e	0.0 e	0.0 e	....	0.8 e	0.4 e	0.2 e	0.2 e	1.2 e	0.0 e
Canada	156	0.2 e	0.1 e	0.0 e	0.0 e	0.1 e	0.1 e	8.6 e	1.5 e	1.8 e	0.8 e	0.3 e	0.2 e
China,P.R.: Hong Kong	532	0.0 e	0.0 e	....	0.0 e	....	0.0 e	12.6 e	3.2 e	2.5 e	1.2 e	0.6 e	1.0 e
Czech Republic	935	....	....	....	....	....	....	2.6 e	0.1 e	0.1 e	0.0 e	0.0 e	0.1 e
Denmark	128	0.0 e	0.0 e	0.0 e	0.0 e	0.0 e	0.0 e	1.6 e	0.3 e	0.3 e	1.1 e	0.7 e	0.8 e
Israel	436	0.2 e	....	....	....	....	....	5.9 e	5.3 e	0.1 e	0.3 e	0.4 e	1.4 e
Japan	158	237.3 e	23.3 e	55.3 e	61.2 e	....	0.0 e	9.3 e	2.8 e	4.0 e	2.6 e	1.5 e	3.3 e
Korea, Republic of	542	0.0 e	0.0 e	....	....	....	18.6 e	3.5 e	0.9 e	0.3 e	0.3 e	0.3 e	0.2 e
New Zealand	196	0.1 e	....	....	....	....	....	1.1 e	0.3 e	0.3 e	....	0.2 e	....
Norway	142	0.3 e	0.0 e	0.3 e	0.0 e	0.0 e	0.0 e	0.1 e	0.0 e	0.0 e	0.0 e	0.0 e	....
Singapore	576	0.3 e	....	0.2 e	0.0 e	0.1 e	0.0 e	1.4 e	0.1 e	0.5 e	0.0 e	0.0 e	0.2 e
Sweden	144	0.0 e	....	....	0.0 e	....	0.0 e	6.2 e	0.2 e	0.2 e	0.2 e	0.1 e	0.0 e
Switzerland	146	0.1 e	0.0 e	0.0 e	....	0.0 e	0.0 e	4.6 e	0.7 e	0.6 e	0.7 e	0.7 e	0.5 e
Taiwan Prov.of China	528	63.8 e	0.1 e	0.0 e	0.0 e	....	0.0 e	0.0 e	....	0.0 e	0.2 e	0.0 e	0.0 e
United Kingdom	112	1.1 e	0.2 e	0.7 e	0.8 e	0.0 e	0.0 e	4.4 e	0.9 e	1.3 e	1.1 e	0.7 e	0.8 e
United States	111	1,229.5 e	351.1 e	273.0 e	180.3 e	287.5 e	252.6 e	59.9 e	9.7 e	8.8 e	11.9 e	3.9 e	8.2 e
Emerg. & Dev. Economies	200	574.1	170.3	137.1	40.0	138.7	140.8	440.3	112.9	97.5	77.7	92.3	90.6
Emerg. & Dev. Asia	505	471.3	144.7	112.7	15.5	109.1	118.0	193.1	38.5	40.8	30.0	34.1	40.1
Bangladesh	513	25.5 e	8.6 e	7.6 e	7.2 e	7.8 e	7.6 e	....	....	....	....	....	....
Brunei Darussalam	516	0.1 e	0.0 e	0.0 e	0.0 e	0.0 e	0.0 e	....	....	....	....	....	....
China,P.R.: Mainland	924	85.6 e	1.2 e	29.1 e	0.0 e	76.3 e	0.1 e	132.8 e	30.3 e	24.6 e	21.9 e	25.6 e	26.3 e
India	534	347.0 e	131.1 e	71.9 e	1.4 e	21.8 e	107.0 e	56.1 e	7.1 e	14.8 e	7.4 e	7.6 e	12.8 e
Indonesia	536	0.3 e	0.2 e	0.0 e	0.1 e	0.2 e	0.2 e	0.6 e	0.3 e	0.0 e	0.1 e	0.2 e	0.2 e
Malaysia	548	0.0 e	....	0.0 e	....	....	....	0.3 e	0.2 e	0.0 e	0.2 e	0.1 e	0.1 e
Nepal	558	0.0 e	0.0 e	0.0 e	0.0 e	0.0 e	0.0 e	....	....	....	....	....	....
Philippines	566	0.1 e	0.1 e	0.0 e	....	....	....	0.0 e	....	0.0 e	....	....	....
Sri Lanka	524	....	....	....	....	....	....	0.1 e	0.0 e	....	....	....	....
Thailand	578	2.1 e	0.7 e	1.3 e	4.3 e	0.2 e	0.1 e	2.4 e	0.5 e	1.2 e	0.1 e	0.4 e	0.5 e
Vietnam	582	10.6 e	2.7 e	2.7 e	2.4 e	2.7 e	2.9 e	0.7 e	0.2 e	0.2 e	0.2 e	0.2 e	0.2 e
Europe	170	20.5	4.7	3.4	5.6	9.2	4.1	29.8	6.9	6.8	4.1	9.8	5.9
Emerg. & Dev. Europe	903	20.5	4.7	3.4	5.6	9.2	4.1	26.3	5.9	6.3	4.1	9.8	5.8
Albania	914	0.0 e	0.0 e	0.0 e	0.0 e	0.0 e	0.0 e	....	....	....	....	....	....
Bulgaria	918	....	....	....	....	....	....	0.3 e	....	0.0 e	0.0 e	....	0.0 e
Croatia	960	....	....	....	....	....	0.0 e	....	....	....	....	....	0.0 e
Faroe Islands	816	0.0 e	0.0 e	0.0 e	0.0 e	0.0 e	0.0 e	....	....	....	....	....	....
Hungary	944	....	....	....	....	....	....	0.1 e	0.1 e	0.1 e	0.1 e	0.2 e	0.0 e
Macedonia, FYR	962	0.0 e	0.0 e	0.0 e	0.0 e	0.0 e	0.0 e	....	....	....	....	....	....
Montenegro	943	0.0 e	0.0 e	....	0.0 e	0.0 e	....	....	....	....	....	....	....

# Chad (628)

In Millions of U.S. Dollars

		Exports (FOB)						Imports (CIF)					
		2015	2015Q3	2015Q4	2016Q1	2016Q2	2016Q3	2015	2015Q3	2015Q4	2016Q1	2016Q2	2016Q3
Poland	964	....	....	....	0.0 e	....	....	7.3 e	1.6 e	1.7 e	1.0 e	0.8 e	0.3 e
Romania	968	....	....	....	....	....	....	0.0 e	0.0 e	0.0 e	....	0.0 e	0.0 e
Serbia, Republic of	942	0.1 e	....	0.0 e	....	....	....	....	....	....	....	....	....
Turkey	186	20.4 e	4.7 e	3.4 e	5.6 e	9.2 e	4.1 e	18.5 e	4.2 e	4.5 e	3.0 e	8.8 e	5.5 e
<b>CIS</b>	901	....	....	....	....	....	....	<b>3.6</b>	<b>1.0</b>	<b>0.5</b>	<b>0.0</b>	<b>0.0</b>	<b>0.1</b>
Belarus	913	....	....	....	....	....	....	0.2 e	0.1 e	0.1 e	....	....	....
Kazakhstan	916	....	....	....	....	....	....	0.0 e	0.0 e	0.0 e	0.0 e	0.0 e	0.0 e
Russian Federation	922	....	....	....	....	....	....	1.0 e	0.0 e	0.0 e	0.0 e	....	0.1 e
Ukraine	926	....	....	....	....	....	....	2.4 e	0.9 e	0.4 e	....	....	....
<b>Mid East, N Africa, Pak</b>	440	<b>78.7</b>	<b>20.1</b>	<b>20.0</b>	<b>17.6</b>	<b>18.9</b>	<b>17.3</b>	<b>22.5</b>	<b>6.0</b>	<b>4.8</b>	<b>4.3</b>	<b>5.0</b>	<b>4.2</b>
Algeria	612	0.0 e	0.0 e	0.0 e	0.0 e	0.0 e	0.0 e	0.2 e	0.0 e	0.0 e	0.0 e	0.0 e	0.0 e
Bahrain, Kingdom of	419	0.0 e	0.0 e	0.0 e	0.0 e	0.0 e	0.0 e	....	....	....	....	....	....
Egypt	469	0.4 e	0.3 e	0.1 e	....	....	....	8.9 e	3.0 e	1.8 e	1.8 e	2.0 e	1.9 e
Jordan	439	....	....	....	....	....	....	0.7 e	0.2 e	0.2 e	0.0 e	0.5 e	0.1 e
Kuwait	443	0.0 e	0.0 e	0.0 e	0.0 e	0.0 e	0.0 e	....	....	....	....	....	....
Lebanon	446	0.0 e	....	....	....	....	....	0.5 e	0.1 e	0.2 e	0.3 e	0.3 e	0.3 e
Libya	672	0.0 e	0.0 e	0.0 e	0.0 e	0.0 e	0.0 e	....	....	....	....	....	....
Mauritania	682	0.0 e	0.0 e	0.0 e	0.0 e	0.0 e	0.0 e	....	....	....	....	....	....
Morocco	686	0.0 e	0.0 e	0.0 e	0.0 e	0.0 e	0.0 e	3.1 e	0.6 e	0.4 e	0.2 e	0.2 e	0.2 e
Oman	449	....	....	....	....	....	....	0.5 e	0.1 e	0.1 e	0.1 e	0.1 e	0.1 e
Pakistan	564	9.4 e	2.4 e	2.4 e	2.4 e	2.4 e	2.4 e	0.0 e	0.0 e	0.0 e	0.0 e	0.0 e	0.0 e
Qatar	453	....	....	....	....	....	....	2.9 e	0.7 e	0.7 e	0.5 e	0.5 e	0.6 e
Syrian Arab Republic	463	....	....	....	....	....	....	0.0 e	0.0 e	0.0 e	0.0 e	0.0 e	0.0 e
Tunisia	744	....	....	....	....	....	....	5.7 e	1.2 e	1.3 e	1.3 e	1.3 e	1.1 e
United Arab Emirates	466	68.6 e	17.4 e	17.5 e	15.1 e	16.5 e	14.9 e	....	....	....	....	....	....
West Bank and Gaza	487	0.2 e	0.0 e	0.0 e	0.0 e	0.1 e	0.1 e	....	....	....	....	....	....
<b>Sub-Saharan Africa</b>	603	<b>3.2</b>	<b>0.9</b>	<b>0.7</b>	<b>0.6</b>	<b>0.6</b>	<b>0.6</b>	<b>193.5</b>	<b>61.3</b>	<b>44.8</b>	<b>38.7</b>	<b>42.9</b>	<b>39.7</b>
Benin	638	....	....	....	....	....	....	8.4 e	2.0 e	2.1 e	2.6 e	2.3 e	1.1 e
Burkina Faso	748	....	....	....	....	....	....	0.4 e	0.1 e	0.1 e	0.1 e	0.2 e	0.2 e
Cameroon	622	0.3 e	0.1 e	0.1 e	0.1 e	0.1 e	0.1 e	119.7 e	35.9 e	25.5 e	23.5 e	26.1 e	27.2 e
Central African Rep.	626	1.4 e	0.4 e	0.3 e	0.3 e	0.3 e	0.3 e	11.8 e	3.4 e	2.5 e	2.8 e	4.0 e	2.9 e
Congo, Republic of	634	0.3 e	0.1 e	0.1 e	0.1 e	0.1 e	0.1 e	1.5 e	0.4 e	0.3 e	0.2 e	0.2 e	0.3 e
Côte d'Ivoire	662	0.0 e	0.0 e	0.0 e	0.0 e	0.0 e	0.0 e	5.6 e	1.3 e	1.3 e	1.5 e	1.4 e	1.1 e
Ethiopia	644	0.1 e	0.0 e	0.0 e	0.0 e	0.0 e	0.0 e	0.3 e	0.1 e	0.1 e	0.1 e	0.1 e	0.1 e
Gabon	646	0.1 e	0.0 e	0.0 e	0.0 e	0.0 e	0.0 e	3.0 e	0.8 e	0.8 e	0.5 e	0.6 e	0.5 e
Ghana	652	0.0 e	0.0 e	0.0 e	0.0 e	0.0 e	0.0 e	0.4 e	0.1 e	0.1 e	0.1 e	0.1 e	0.1 e
Guinea	656	0.0 e	0.0 e	0.0 e	0.0 e	0.0 e	0.0 e	0.0 e	0.0 e	0.0 e	0.0 e	0.0 e	0.0 e
Kenya	664	0.0 e	0.0 e	0.0 e	0.0 e	0.0 e	0.0 e	0.9 e	0.3 e	0.2 e	0.2 e	0.2 e	0.2 e
Madagascar	674	0.1 e	0.0 e	0.0 e	0.0 e	0.0 e	0.0 e	....	....	....	....	....	....
Mali	678	0.0 e	0.0 e	0.0 e	0.0 e	0.0 e	0.0 e	....	....	....	....	....	....
Mauritius	684	....	....	....	....	....	....	0.2 e	0.0 e	0.1 e	0.1 e	0.1 e	0.1 e
Mozambique	688	0.0 e	0.0 e	0.0 e	0.0 e	0.0 e	0.0 e	0.0 e	0.0 e	0.0 e	0.0 e	0.0 e	0.0 e
Namibia	728	0.0 e	0.0 e	0.0 e	0.0 e	0.0 e	0.0 e	0.0 e	0.0 e	0.0 e	0.0 e	0.0 e	0.0 e
Niger	692	0.0 e	0.0 e	0.0 e	0.0 e	0.0 e	0.0 e	0.0 e	0.0 e	0.0 e	0.0 e	0.0 e	0.0 e
Nigeria	694	0.8 e	0.2 e	0.2 e	0.1 e	0.2 e	0.1 e	9.4 e	2.3 e	2.0 e	1.7 e	1.8 e	1.6 e
Rwanda	714	0.0 e	0.0 e	0.0 e	0.0 e	0.0 e	0.0 e	0.1 e	0.0 e	0.0 e	0.0 e	0.0 e	0.0 e
Senegal	722	....	....	....	....	....	....	29.0 e	14.0 e	9.3 e	4.9 e	4.9 e	3.8 e
Sierra Leone	724	....	....	....	....	....	....	0.2 e	0.0 e	0.0 e	0.0 e	0.1 e	0.0 e
South Africa	199	0.0 e	0.0 e	0.0 e	0.0 e	0.0 e	0.0 e	1.7 e	0.4 e	0.3 e	0.1 e	0.3 e	0.3 e
Tanzania	738	0.0 e	0.0 e	0.0 e	0.0 e	0.0 e	0.0 e	0.1 e	0.0 e	0.0 e	0.0 e	0.0 e	0.0 e
Togo	742	....	....	....	....	....	....	0.7 e	0.3 e	0.1 e	0.3 e	0.4 e	0.1 e
Zambia	754	0.0 e	....	0.0 e	....	0.0 e	0.0 e	....	....	....	....	....	....
<b>Western Hemisphere</b>	205	<b>0.4</b>	<b>0.0</b>	<b>0.3</b>	<b>0.7</b>	<b>0.8</b>	<b>0.8</b>	<b>1.4</b>	<b>0.1</b>	<b>0.3</b>	<b>0.6</b>	<b>0.5</b>	<b>0.7</b>
Argentina	213	....	....	....	....	....	....	0.2 e	0.0 e	0.0 e	0.0 e	0.0 e	0.0 e
Brazil	223	0.1 e	0.0 e	....	....	....	....	1.3 e	0.1 e	0.2 e	0.6 e	0.5 e	0.7 e
Colombia	233	0.3 e	0.0 e	0.3 e	0.7 e	0.8 e	0.8 e	....	....	....	....	....	....
Dominican Republic	243	0.1 e	0.0 e	0.0 e	0.0 e	0.0 e	0.0 e	....	....	....	....	....	....
Ecuador	248	....	....	....	....	....	....	0.0 e	....	....	....	....	....
Nicaragua	278	0.0 e	0.0 e	0.0 e	0.0 e	0.0 e	0.0 e	....	....	....	....	....	....
St. Lucia	362	0.0 e	0.0 e	0.0 e	0.0 e	0.0 e	0.0 e	....	....	....	....	....	....

# Chad (628)

In Millions of U.S. Dollars

		Exports (FOB)						Imports (CIF)					
		2015	2015Q3	2015Q4	2016Q1	2016Q2	2016Q3	2015	2015Q3	2015Q4	2016Q1	2016Q2	2016Q3
Venezuela, Rep. Bol.	299	0.0 e	0.0 e	0.0 e	0.0 e	0.0 e	0.0 e	0.0 e	0.0 e	0.0 e	0.0 e	0.0 e	0.0 e
<b>Other Countries n.i.e</b>	910	<b>0.2</b>	<b>0.1</b>	<b>0.1</b>	<b>0.1</b>	<b>0.1</b>	<b>0.1</b>	....	....	....	....	....	....
Cuba	928	0.2 e	0.1 e	0.1 e	0.1 e	0.1 e	0.1 e	....	....	....	....	....	....
<b>Memorandum Items</b>													
Africa	605	3.2	0.9	0.8	0.6	0.6	0.6	202.4	63.2	46.6	40.2	44.4	41.0
Middle East	405	69.2	17.7	17.6	15.2	16.6	15.0	13.5	4.2	3.0	2.7	3.4	3.0
European Union	998	116.5	67.1	14.7	28.0	7.1	44.9	356.0	72.0	70.2	87.5	51.9	61.3
Export earnings: fuel	080	70.2	17.7	18.1	16.1	17.5	15.9	18.5	4.3	3.9	3.1	3.2	3.2
Export earnings: nonfuel	092	2,152.4	594.4	462.5	293.6	416.0	441.2	878.0	203.8	181.3	179.1	149.1	163.4



# Chile (228)

In Millions of U.S. Dollars

		Exports (FOB)						Imports (CIF)					
		2015	2015Q3	2015Q4	2016Q1	2016Q2	2016Q3	2015	2015Q3	2015Q4	2016Q1	2016Q2	2016Q3
IFS World		64,087.1	15,006.4	15,384.4	15,081.8	14,849.9	14,079.6	62,797.0	16,158.6	16,242.6	14,038.0	13,924.7	15,196.2
World	001	62,232.1	14,456.8	14,889.7	15,080.7	14,826.1	14,152.4	62,516.6	16,396.6	15,724.2	13,750.2	13,924.7	15,148.3
Advanced Economies	110	29,405.2	6,638.6	6,465.9	7,384.0	7,136.7	6,563.3	27,526.3	7,205.4	7,007.4	6,225.3	6,389.1	6,562.4
Euro Area	163	6,801.0	1,663.6	1,554.7	1,576.3	1,620.9	1,584.9	8,361.7	2,200.8	2,396.5	2,190.3	2,073.8	2,246.1
Austria	122	49.4	13.2	11.4	12.9	15.3	13.4	293.2	53.4	65.4	58.8	58.2	77.1 r
Belgium	124	731.2	227.7	170.4	135.3	123.7	145.1	390.4	114.4	99.4	98.3	90.2	106.0 r
Cyprus	423	2.6	0.9	0.6	0.8	0.9	0.7	0.5	0.1	0.0	0.1	0.2	0.2 r
Estonia	939	12.1	2.2	4.3	3.7	4.0	3.6	4.5	1.2	1.4	1.4	2.9	1.4 r
Finland	172	141.2	49.7	43.5	41.1	37.4	20.1	294.2	85.5	83.9	75.9	78.6	56.7 r
France	132	790.4	212.9	137.2	198.4	235.6	184.4	1,557.1	371.5	626.3	520.4	503.6	558.7 r
Germany	134	797.4	195.4	207.9	175.2	169.8	172.4	2,379.0	612.2	634.8	516.3	525.5	566.9 r
Greece	174	114.1	25.1	23.7	24.3	36.2	10.7	14.5	3.6	4.3	6.9	7.1	7.4 r
Ireland	178	54.5	16.3	12.9	12.8	17.6	12.7	151.2	44.9	49.0	29.6	28.3	26.0 r
Italy	136	1,090.8	254.6	250.3	185.1	245.4	227.6	1,162.4	331.6	254.8	260.0	247.6	293.7 r
Latvia	941	8.2	2.6	2.5	1.9	2.0	1.9	8.2	2.0	3.2	0.7	2.6	1.1 r
Lithuania	946	17.8	3.6	4.5	5.3	5.0	4.6	4.4	1.0	1.5	1.5	1.7	1.5 r
Luxembourg	137	2.7	0.0	0.1	0.5	0.1	0.1	7.5	1.9	2.0	1.5	1.6	2.3 r
Malta	181	2.0	0.4	0.5	0.7	0.8	1.3	0.7	0.1	0.1	0.4	0.2	0.4 r
Netherlands	138	1,634.7	393.5	373.7	427.3	393.4	392.8	408.7	96.4	124.2	199.2	101.3	96.3 r
Portugal	182	34.8	9.2	6.4	5.7	14.9	12.9	120.3	28.6	34.6	32.4	31.8	33.1 r
Slovak Republic	936	1.5	0.4	0.6	0.2	0.3	0.5	15.1	4.5	5.5	5.6	5.6	2.1 r
Slovenia	961	2.6	0.7	0.7	0.3	0.4	0.6	13.1	4.1	3.8	3.1	5.5	4.9 r
Spain	184	1,312.9	255.2	303.5	345.0	318.0	379.4	1,536.4	443.8	402.4	378.2	381.4	410.2 r
Australia	193	426.9	91.0	54.9	113.3	55.2	88.0	270.3	72.9	74.4	73.1	84.8	94.5 r
Canada	156	1,242.9	308.6	253.3	275.7	236.4	221.1	745.4	208.2	172.6	141.7	195.2	121.3 r
China,P.R.: Hong Kong	532	108.9	19.4	24.4	34.9	17.4	20.1	72.8	19.1	18.8	12.9	15.8	14.9 r
China,P.R.: Macao	546	0.0	....	0.0	0.0	0.1	0.0	0.1	0.0	0.0	0.0	0.0	0.6 r
Czech Republic	935	10.3	1.8	1.5	2.4	2.7	2.1	47.8	14.1	12.6	13.0	14.5	14.6 r
Denmark	128	136.0	32.4	30.2	30.4	33.9	31.9	180.4	48.5	46.5	40.3	155.2	61.2 r
Iceland	176	3.6	0.8	1.5	1.8	0.6	1.2	41.0	16.9	0.3	0.6	1.2	0.6 r
Israel	436	72.7	15.7	18.6	23.8	25.3	18.2	141.0	32.4	29.8	44.2	40.9	31.2 r
Japan	158	5,307.6	1,059.1	1,309.7	1,334.1	1,246.9	1,055.4	2,084.5	641.8	525.9	492.7	478.5	478.6 r
Korea, Republic of	542	4,046.5	862.8	938.6	1,013.3	1,078.5	1,027.7	2,005.2	490.1	431.9	363.3	432.1	452.8 r
New Zealand	196	77.9	17.8	14.6	18.0	26.7	16.0	102.0	32.7	15.3	17.0	20.7	22.5 r
Norway	142	59.3	18.3	14.5	8.5	16.9	9.5	86.0	30.1	20.4	27.9	56.4	38.6 r
Singapore	576	85.1	22.8	14.4	13.9	20.8	22.9	81.5	20.4	20.7	18.7	21.7	16.3 r
Sweden	144	140.4	39.0	14.2	15.1	33.3	38.3	383.6	92.3	106.5	78.1	82.2	81.3 r
Switzerland	146	514.5	136.0	110.8	110.3	139.6	114.0	262.0	83.3	57.4	68.9	53.3	53.9 r
Taiwan Prov.of China	528	1,450.6	362.0	315.8	280.3	330.1	267.9	338.3	99.1	70.8	74.2	74.1	77.8 r
United Kingdom	112	697.7	153.5	170.0	190.5	173.8	122.9	545.1	126.0	147.3	127.7	106.4	123.3 r
United States	111	8,223.3	1,834.0	1,624.4	2,341.6	2,077.7	1,921.2	11,777.8	2,976.8	2,859.9	2,440.6	2,482.4	2,632.4 r
Emerg. & Dev. Economies	200	32,466.2	7,734.2	8,336.2	7,616.8	7,619.8	7,511.4	33,279.5	8,833.4	8,343.5	7,192.9	7,199.4	8,260.7
Emerg. & Dev. Asia	505	19,320.2	4,410.2	4,990.7	4,891.2	4,562.9	4,388.0	17,347.2	4,777.3	4,502.0	3,984.0	3,696.2	4,403.8
Bangladesh	513	1.1	0.1	0.7	1.3	3.8	6.0	47.7	12.3	12.0	16.0	13.2	20.7 r
Brunei Darussalam	516	0.2	0.1	0.0	....	....	....	0.0	0.0	0.0	....	....	....
Cambodia	522	1.3	0.2	0.2	0.5	0.1	0.3	24.8	7.5	6.5	7.7	7.8	7.1 r
China,P.R.: Mainland	924	16,339.9	3,803.5	4,284.6	4,372.2	3,981.6	3,897.5	14,603.9	4,047.9	3,798.9	3,361.0	3,016.5	3,700.7 r
Fiji	819	0.9	0.3	0.1	0.3	0.2	0.3	0.0	0.0	....	0.0	....	....
F.T. French Polynesia	887	1.0	0.3	0.2	0.2	0.4	0.2	0.0	0.0	0.0	0.0	0.0	....
F.T. New Caledonia	839	0.9	0.3	0.2	0.1	0.1	0.1	0.0	0.0	....	....	....	0.0 r
India	534	1,941.4	389.0	411.4	339.2	389.7	310.6	716.6	187.2	216.9	185.9	174.8	176.7 r
Indonesia	536	147.9	32.1	37.3	14.3	21.0	13.3	181.8	48.9	45.2	36.3	39.4	43.0 r
Kiribati	826	0.0	....	....	....	....	....	....	....	....	....	....	....
Lao People's Dem.Rep	544	0.3	0.1	....	0.2	0.0	0.1	0.2	0.1	0.0	....	....	....
Malaysia	548	143.8	34.5	55.2	19.5	17.7	42.2	302.9	96.2	64.6	33.8	50.2	45.1 r
Maldives	556	0.2	0.0	0.0	0.0	0.1	0.1	....	....	....	....	....	....
Mongolia	948	0.5	....	0.1	....	0.1	0.0	0.2	0.0	0.2	....	....	....
Myanmar	518	0.4	0.0	0.2	0.0	0.1	....	0.8	0.3	0.2	0.2	0.1	0.7 r
Nepal	558	0.2	0.1	0.1	0.1	0.0	0.1	0.2	0.0	0.1	0.1	0.1	0.0 r
Papua New Guinea	853	0.2	0.2	0.0	0.0	....	1.1	....	....	....	....	....	....

# Chile (228)

In Millions of U.S. Dollars

		Exports (FOB)						Imports (CIF)					
		2015	2015Q3	2015Q4	2016Q1	2016Q2	2016Q3	2015	2015Q3	2015Q4	2016Q1	2016Q2	2016Q3
Philippines	566	144.0	5.3	36.6	7.3	10.5	16.6	57.7	12.2	14.5	10.4	8.3	14.0 r
Samoa	862	0.4	0.2	0.1	0.0	....	0.1	0.1	0.0	0.1	0.1	0.0	0.2 r
Sri Lanka	524	8.7	1.8	5.3	3.7	3.1	1.8	43.4	12.2	10.5	10.3	9.2	11.6 r
Thailand	578	324.0	82.0	98.6	88.4	85.8	53.2	733.6	200.4	169.3	176.3	159.9	225.3 r
Tonga	866	0.6	0.4	0.1	0.1	0.1	0.1	....	....	....	....	....	....
Tuvalu	869	....	....	....	....	....	....	0.0	....	0.0	....	....	....
Vanuatu	846	....	....	....	....	....	....	0.0	0.0	0.0	0.0	0.1	....
Vietnam	582	262.3	59.8	59.6	43.6	48.5	44.3	633.1	152.1	162.9	145.9	216.7	158.8 r
Asia n.s.	598	0.0	0.0	0.0	0.0	0.0	0.1	0.0	....	0.0	....	....	....
<b>Europe</b>	170	<b>1,371.4</b>	<b>369.2</b>	<b>339.3</b>	<b>221.5</b>	<b>313.9</b>	<b>258.3</b>	<b>522.1</b>	<b>130.0</b>	<b>138.3</b>	<b>157.1</b>	<b>159.6</b>	<b>132.9</b>
<b>Emerg. &amp; Dev. Europe</b>	903	<b>773.0</b>	<b>171.6</b>	<b>204.8</b>	<b>107.6</b>	<b>175.7</b>	<b>133.8</b>	<b>453.1</b>	<b>110.7</b>	<b>127.2</b>	<b>135.0</b>	<b>142.0</b>	<b>119.8</b>
Albania	914	0.1	0.0	....	0.1	0.0	....	0.3	0.1	0.1	0.2	0.2	0.4 r
Bosnia and Herzegovina	963	0.1	0.1	....	0.1	....	0.2	1.8	0.3	0.6	0.3	0.3	0.5 r
Bulgaria	918	330.2	70.7	101.8	39.1	53.7	58.0	5.6	1.6	1.3	2.2	2.0	1.9 r
Croatia	960	1.6	0.8	0.2	0.3	0.3	1.5	2.1	0.4	0.5	0.5	5.9	2.0 r
Gibraltar	823	....	....	....	....	....	....	0.1	0.1	....	....	....	....
Hungary	944	10.4	1.6	3.6	1.9	2.4	2.2	71.2	18.1	22.7	29.1	30.1	24.8 r
Macedonia, FYR	962	....	....	....	1.1	0.1	....	0.0	0.0	0.0	0.3	0.1	0.0 r
Poland	964	91.6	30.3	31.3	24.5	15.1	23.2	105.1	22.9	24.2	22.9	21.2	23.6 r
Romania	968	27.3	0.7	12.5	0.7	0.7	1.5	21.5	5.2	6.7	8.9	13.0	8.5 r
Turkey	186	311.6	67.4	55.5	39.9	103.2	47.3	245.3	61.9	71.1	70.6	69.1	58.0 r
<b>CIS</b>	901	<b>598.3</b>	<b>197.6</b>	<b>134.4</b>	<b>113.9</b>	<b>137.9</b>	<b>124.4</b>	<b>68.3</b>	<b>19.3</b>	<b>10.5</b>	<b>21.7</b>	<b>16.7</b>	<b>12.8</b>
Armenia	911	0.6	0.3	0.1	0.1	0.1	0.1	0.0	....	0.0	0.0	0.0	0.0 r
Azerbaijan, Rep. of	912	1.2	1.0	0.1	....	....	....	0.0	0.0	....	0.0	....	....
Belarus	913	1.7	0.4	0.2	0.2	0.7	1.4	1.5	0.3	0.1	0.1	0.1	0.1 r
Kazakhstan	916	2.6	0.6	0.6	0.4	1.2	0.3	1.3	1.1	0.0	....	0.8	0.6 r
Kyrgyz Republic	917	0.3	0.1	....	0.0	....	0.1	0.0	0.0	....	0.0	....	0.0 r
Moldova	921	0.5	0.1	0.1	0.4	0.1	0.1	0.5	0.2	0.1	0.0	0.0	0.0 r
Russian Federation	922	582.5	193.2	130.3	109.8	133.5	121.1	61.6	16.7	10.0	10.7	14.0	8.6 r
Tajikistan	923	....	....	....	....	....	....	0.0	0.0	....	0.0	0.0	0.0 r
Ukraine	926	8.8	1.8	3.0	2.8	2.1	1.4	3.1	0.9	0.3	10.6	1.5	3.6 r
Uzbekistan	927	0.1	0.0	....	....	0.1	....	0.2	0.1	0.0	0.3	0.3	....
Europe n.s.	884	0.1	0.1	....	0.0	0.3	0.1	0.8	0.0	0.6	0.4	0.9	0.4 r
<b>Mid East, N Africa, Pak</b>	440	<b>481.8</b>	<b>131.6</b>	<b>107.6</b>	<b>89.9</b>	<b>154.1</b>	<b>120.5</b>	<b>305.0</b>	<b>49.4</b>	<b>50.3</b>	<b>47.8</b>	<b>52.6</b>	<b>79.9</b>
Afghanistan, I.R. of	512	....	....	....	....	....	....	0.0	0.0	0.0	0.0	0.0	0.0 r
Algeria	612	4.0	0.6	0.5	0.8	0.7	0.4	3.7	0.0	0.0	0.0	0.0	0.0 r
Bahrain, Kingdom of	419	49.1	16.2	14.9	7.7	19.4	9.2	0.5	0.1	0.0	0.1	0.1	0.0 r
Djibouti	611	....	....	....	....	0.0	0.0	....	....	....	....	....	....
Egypt	469	42.7	10.1	7.9	14.4	10.5	9.3	10.4	3.0	2.2	1.5	2.7	2.0 r
Iran, I.R. of	429	9.4	....	3.0	5.8	4.1	4.7	0.9	0.3	0.4	0.5	0.1	0.2 r
Iraq	433	2.3	0.7	0.4	0.2	0.5	0.4	0.0	0.0	....	....	....	....
Jordan	439	4.9	1.3	1.1	1.6	1.0	2.3	2.7	0.7	0.8	0.9	1.2	0.8 r
Kuwait	443	6.8	2.0	0.7	1.2	1.6	2.0	0.0	0.0	0.0	0.0	0.0	0.0 r
Lebanon	446	3.6	0.7	0.4	1.0	1.1	0.5	0.9	0.2	0.3	0.1	0.1	0.0 r
Libya	672	3.6	0.7	....	0.1	2.7	0.2	0.1	0.0	0.1	0.0	0.0	....
Mauritania	682	0.2	0.0	0.0	0.0	0.0	0.0	0.5	0.3	....	0.0	0.0	....
Morocco	686	2.5	0.8	1.1	0.3	1.7	1.3	6.9	1.3	1.8	0.5	2.8	2.0 r
Oman	449	117.8	41.5	49.9	10.6	17.8	29.3	0.1	0.1	0.0	0.0	0.0	0.0 r
Pakistan	564	16.8	3.7	2.8	5.3	3.7	3.4	79.7	21.3	17.5	17.1	17.1	20.5 r
Qatar	453	6.9	0.9	1.7	2.1	2.3	2.2	3.2	0.9	1.9	0.5	0.3	30.1 r
Saudi Arabia	456	113.2	24.0	12.0	20.4	51.6	35.8	139.4	3.7	5.5	5.5	2.9	3.1 r
Sudan	732	0.5	0.0	....	0.1	0.5	....	0.0	0.0	....	....	....	0.0 r
Syrian Arab Republic	463	....	....	....	....	....	0.0	0.0	....	....	0.0	0.0	....
Tunisia	744	3.9	1.6	0.5	0.2	0.6	0.8	1.2	0.4	0.2	0.7	0.2	0.3 r
United Arab Emirates	466	93.3	26.5	10.7	18.1	34.2	18.5	54.9	17.2	19.6	20.3	25.0	21.0 r
<b>Sub-Saharan Africa</b>	603	<b>266.8</b>	<b>65.7</b>	<b>75.2</b>	<b>31.9</b>	<b>47.8</b>	<b>54.7</b>	<b>192.1</b>	<b>49.8</b>	<b>23.9</b>	<b>20.1</b>	<b>32.7</b>	<b>20.9</b>
Angola	614	1.6	0.6	0.3	0.4	0.3	1.3	58.8	0.3	1.7	0.2	0.7	0.5 r
Benin	638	2.5	0.4	0.5	1.5	0.2	0.4	....	....	....	....	0.0	....
Botswana	616	0.0	0.0	0.0	0.0	0.0	0.0	0.1	....	0.0	....	....	....
Burkina Faso	748	0.2	0.1	0.0	0.0	0.0	0.1	0.0	0.0	....	....	....	....

# Chile (228)

In Millions of U.S. Dollars

		Exports (FOB)						Imports (CIF)					
		2015	2015Q3	2015Q4	2016Q1	2016Q2	2016Q3	2015	2015Q3	2015Q4	2016Q1	2016Q2	2016Q3
Burundi	618	....	....	....	....	....	....	0.3	....	....	....	....	0.0 r
Cabo Verde	624	1.3	....	0.0	0.1	0.2	....	0.2	0.0	....	....	0.0	0.1 r
Cameroon	622	0.2	0.0	0.1	0.1	0.2	0.0	0.0	....	....	....	....	....
Central African Rep.	626	....	....	....	....	....	....	0.0	0.0	0.0	0.0	0.0	0.0 r
Congo, Dem. Rep. of	636	0.9	0.1	0.1	....	....	....	0.1	0.0	....	0.0	....	0.0 r
Congo, Republic of	634	0.8	0.0	0.1	0.1	0.1	0.1	....	....	....	....	....	....
Côte d'Ivoire	662	0.3	0.0	0.1	0.1	0.2	0.1	3.5	1.9	1.3	0.9	2.0	0.5 r
Equatorial Guinea	642	1.0	0.2	0.1	0.1	2.4	0.2	41.2	22.1	....	....	13.9	....
Ethiopia	644	0.1	....	0.0	....	0.1	0.2	0.2	0.0	0.1	....	0.0	0.1 r
Gabon	646	0.4	0.1	0.1	0.1	0.1	0.1	0.1	0.0	0.0	0.0	0.1	0.0 r
Gambia, The	648	....	....	....	....	....	....	0.0	....	....	0.0	....	0.0 r
Ghana	652	12.8	1.3	5.0	1.2	1.4	1.7	0.1	0.0	0.0	0.0	....	....
Guinea	656	0.1	0.0	....	0.0	0.1	0.0	....	....	....	....	....	....
Kenya	664	2.1	0.2	0.4	0.3	0.4	0.2	8.1	2.7	3.0	0.8	1.3	0.5 r
Lesotho	666	....	....	....	....	....	....	....	....	....	0.0	....	....
Liberia	668	0.9	0.4	0.1	0.2	0.1	0.1	0.0	....	0.0	0.0	....	....
Madagascar	674	0.1	0.0	0.0	0.0	....	0.0	0.2	0.0	0.0	0.0	0.0	0.1 r
Malawi	676	....	....	....	....	....	....	0.0	....	0.0	....	....	0.1 r
Mali	678	0.1	....	0.1	....	....	0.0	0.0	0.0	0.0	....	....	....
Mauritius	684	0.4	0.1	0.1	0.1	0.1	0.2	0.6	0.1	0.0	0.1	0.0	0.1 r
Mozambique	688	4.7	1.4	0.9	1.1	0.9	1.3	0.1	0.0	0.0	0.0	....	....
Namibia	728	63.6	14.9	17.1	....	14.7	14.7	0.3	....	0.2	0.2	0.0	0.1 r
Niger	692	5.3	1.0	4.1	....	0.0	....	....	....	....	....	....	....
Nigeria	694	30.7	12.9	1.1	1.4	5.6	9.5	3.6	3.1	0.1	0.0	0.4	....
Rwanda	714	0.0	....	....	....	....	....	0.0	....	0.0	0.0	....	....
Senegal	722	0.2	0.0	0.1	....	0.2	0.0	0.2	0.1	0.0	0.0	0.0	0.0 r
Seychelles	718	0.2	0.0	0.1	....	0.1	0.0	....	....	....	0.0	0.1	....
Sierra Leone	724	0.2	....	0.0	0.1	0.1	0.0	0.1	....	0.1	0.0	....	....
South Africa	199	132.8	30.5	44.4	24.3	20.4	24.0	73.3	19.0	17.3	17.6	13.7	18.7 r
Swaziland	734	0.1	....	0.0	....	0.0	0.0	0.0	0.0	0.0	0.0	0.0	0.0 r
Tanzania	738	0.5	0.2	0.0	0.1	0.0	0.1	0.6	0.3	0.1	0.1	0.3	0.0 r
Togo	742	0.1	0.0	....	0.1	0.1	....	....	....	....	....	....	....
Uganda	746	0.0	....	0.0	....	....	....	0.4	0.1	0.0	0.0	0.1	0.0 r
Zambia	754	2.3	1.2	0.2	0.7	0.0	0.0	0.0	0.0	....	0.0	....	0.0 r
Zimbabwe	698	0.2	....	....	....	....	....	0.1	0.0	0.0	....	0.0	0.0 r
Africa n.s.	799	....	....	....	....	....	0.1	....	....	....	....	....	....
<b>Western Hemisphere</b>	205	<b>11,026.0</b>	<b>2,757.5</b>	<b>2,823.4</b>	<b>2,382.2</b>	<b>2,541.2</b>	<b>2,689.9</b>	<b>14,913.1</b>	<b>3,826.8</b>	<b>3,628.9</b>	<b>2,983.9</b>	<b>3,258.2</b>	<b>3,623.1</b>
Antigua and Barbuda	311	1.0	0.2	0.3	0.3	0.2	0.3	....	....	....	....	....	....
Argentina	213	805.7	217.6	214.2	154.2	160.7	225.4	2,518.8	628.7	586.3	576.1	570.5	640.8 r
Aruba	314	2.4	0.9	0.6	0.4	0.6	0.5	12.6	....	0.0	0.0	....	....
Bahamas, The	313	1.9	0.3	0.5	0.3	0.3	0.4	0.0	0.0	0.0	1.1	0.0	0.7 r
Barbados	316	2.1	0.5	0.7	0.5	0.6	0.6	0.1	0.0	0.0	0.0	0.0	0.0 r
Belize	339	1.6	0.4	0.4	0.5	0.5	0.3	0.0	0.0	0.0	0.0	....	....
Bolivia	218	1,187.3	295.7	337.6	274.6	289.0	258.4	109.0	22.6	31.8	19.1	20.3	37.6 r
Brazil	223	3,075.7	740.5	768.6	675.7	706.7	782.9	4,858.6	1,223.9	1,224.4	997.8	1,036.1	1,331.3 r
Colombia	233	784.4	196.6	178.9	167.5	181.2	201.7	879.0	236.0	190.8	174.4	212.3	184.0 r
Costa Rica	238	257.3	65.6	62.6	65.5	76.7	56.5	32.1	8.8	8.8	9.4	9.5	9.7 r
Dominica	321	0.3	0.0	0.1	0.1	0.1	0.0	0.0	0.0	0.0	0.0	0.0	0.0 r
Dominican Republic	243	70.8	21.7	18.2	17.3	24.5	17.2	18.3	4.5	4.2	2.4	5.5	3.9 r
Ecuador	248	456.2	101.8	118.4	91.7	117.8	100.9	1,198.8	304.9	284.9	187.6	272.6	235.8 r
El Salvador	253	43.1	10.0	13.2	12.2	14.3	16.3	8.0	1.8	2.1	1.4	2.2	1.7 r
Grenada	328	0.5	0.2	0.1	0.1	0.0	0.1	0.0	0.0	....	0.0	....	....
Guatemala	258	105.8	27.9	25.6	23.8	28.8	26.1	109.4	23.1	22.3	33.3	24.4	22.7 r
Guyana	336	5.2	0.4	0.4	0.4	0.4	0.7	0.5	....	0.2	0.0	0.0	....
Haiti	263	3.7	1.0	1.2	0.8	0.8	0.9	0.2	0.0	0.0	0.4	0.1	0.1 r
Honduras	268	44.6	9.7	11.6	13.5	11.7	14.5	20.0	3.6	3.3	1.2	2.0	1.5 r
Jamaica	343	14.2	3.6	4.0	2.1	3.4	3.7	0.3	0.0	0.2	0.1	0.0	0.0 r
Mexico	273	1,339.2	333.3	317.1	318.1	312.5	307.9	2,141.0	611.1	530.5	445.8	466.5	511.2 r
Netherlands Antilles	353	3.4	1.0	0.7	0.9	0.8	0.5	2.6	0.6	0.0	0.0	0.0	0.0 r
Nicaragua	278	34.2	8.3	9.6	7.8	9.5	9.8	5.1	1.4	0.9	0.7	1.1	0.6 r

# Chile (228)

In Millions of U.S. Dollars

		Exports (FOB)						Imports (CIF)					
		2015	2015Q3	2015Q4	2016Q1	2016Q2	2016Q3	2015	2015Q3	2015Q4	2016Q1	2016Q2	2016Q3
Panama	283	178.0	36.5	54.2	22.7	37.6	45.5	94.1	31.6	25.3	16.0	25.9	20.4 r
Paraguay	288	505.7	132.9	112.2	96.0	134.2	136.8	708.4	197.8	234.5	114.6	120.5	188.8 r
Peru	293	1,594.4	432.7	434.5	353.2	353.5	400.3	1,098.5	283.6	293.3	197.1	282.9	227.3 r
St. Kitts and Nevis	361	0.3	....	0.1	0.0	0.1	0.0	....	....	....	....	....	....
St. Lucia	362	0.5	0.1	0.1	0.1	0.2	0.2	....	....	....	0.0	....	....
St. Vincent & Grens.	364	0.3	0.1	0.0	0.0	0.2	0.1	0.1	0.1	....	0.2	0.1	0.6 r
Suriname	366	3.7	0.4	1.2	0.4	0.4	0.3	0.0	....	....	0.0	0.0	....
Trinidad and Tobago	369	18.4	5.6	6.2	3.0	6.7	4.4	876.1	184.1	134.8	145.9	144.0	147.1 r
Uruguay	298	148.4	37.1	41.0	32.5	30.2	35.4	199.3	56.7	48.5	35.2	40.0	48.5 r
Venezuela, Rep. Bol.	299	335.1	74.9	88.9	45.9	37.0	40.9	22.1	2.1	1.8	23.8	21.5	8.5 r
Western Hem. n.s.	399	0.7	0.1	0.2	0.2	0.1	0.2	0.1	0.0	....	0.3	0.1	0.4 r
<b>Other Countries n.i.e</b>	<b>910</b>	<b>47.6</b>	<b>12.4</b>	<b>7.7</b>	<b>14.0</b>	<b>11.0</b>	<b>11.4</b>	<b>29.4</b>	<b>20.3</b>	<b>2.6</b>	<b>2.6</b>	<b>2.8</b>	<b>2.4</b>
Cuba	928	45.5	12.4	7.7	10.4	10.5	9.0	4.2	0.8	1.3	0.9	1.0	0.8 r
Korea, Dem. People's Rep.	954	2.1	0.0	0.0	3.6	0.5	2.4	25.1	19.5	1.3	1.7	1.8	1.6 r
<b>Countries &amp; Areas n.s.</b>	<b>898</b>	<b>313.1</b>	<b>71.5</b>	<b>79.9</b>	<b>65.9</b>	<b>58.6</b>	<b>66.3</b>	<b>1,681.5</b>	<b>337.5</b>	<b>370.7</b>	<b>329.4</b>	<b>333.3</b>	<b>322.7 r</b>
<b>Memorandum Items</b>													
Africa	605	277.8	68.8	77.3	33.3	51.4	57.3	204.3	51.8	26.0	21.4	35.8	23.1
Middle East	405	453.9	124.8	102.7	83.3	146.8	114.4	213.1	26.1	30.8	29.5	32.4	57.2
European Union	998	8,246.5	1,994.4	1,919.8	1,881.2	1,936.8	1,866.5	9,724.1	2,529.8	2,764.8	2,513.0	2,504.3	2,587.4
Export earnings: fuel	080	3,809.0	996.6	956.4	761.8	909.7	841.7	3,454.5	815.2	683.3	588.8	728.9	677.1
Export earnings: nonfuel	092	58,423.1	13,460.2	13,933.2	14,318.8	13,916.4	13,310.7	59,062.2	15,581.4	15,040.9	13,161.4	13,195.8	14,471.2

# China, P.R.: Mainland (924)

In Millions of U.S. Dollars

		Exports (FOB)						Imports (CIF)					
		2015	2015Q3	2015Q4	2016Q1	2016Q2	2016Q3	2015	2015Q3	2015Q4	2016Q1	2016Q2	2016Q3
IFS World		2,284,477.5	597,521.5	613,845.0	464,128.0	532,905.6	557,742.4	1,680,786.1	433,912.8	437,765.1	338,407.5	390,555.9	413,625.8
World	001	2,280,541.1	596,959.7	612,145.2	464,143.7	534,000.9	557,732.4	1,601,760.8	415,086.3	410,818.4	338,407.5	390,559.1	413,478.1
Advanced Economies	110	1,504,947.5	393,368.6	414,433.4	305,425.7	343,985.0	367,412.9	948,386.7	240,634.9	244,951.2	208,768.5	237,311.4	248,802.7
Euro Area	163	250,679.0	65,830.9	65,474.8	54,389.6	59,834.0	62,933.7	169,029.3	44,289.3	41,349.8	37,623.6	43,344.2	43,637.0
Austria	122	2,497.7	697.5	683.2	537.5	594.2	585.0	4,966.0	1,263.9	1,158.1	1,069.3	1,332.9	1,391.5
Belgium	124	16,220.8	4,163.0	4,097.2	3,482.5	3,811.9	3,896.6	7,031.7	1,682.4	1,587.1	1,641.6	1,862.8	1,606.0
Cyprus	423	589.3	179.0	161.8	153.6	90.5	119.3	49.9	11.0	13.0	10.6	14.9	9.8
Estonia	939	954.4	270.8	224.4	208.2	228.4	248.0	235.2	53.5	52.9	49.7	47.2	63.6
Finland	172	3,552.9	1,117.2	856.7	664.4	774.2	777.6	3,485.3	871.6	741.8	742.6	940.8	901.5
France	132	27,048.1	6,953.0	6,993.5	5,723.5	6,574.5	6,592.1	24,974.5	6,841.9	6,637.7	5,487.5	5,627.4	5,577.3
Germany	134	69,203.7	18,322.8	17,940.6	14,983.9	16,393.6	17,286.7	87,470.1	22,928.4	20,798.2	18,995.6	22,684.4	22,578.1
Greece	174	3,665.2	786.3	1,016.0	983.5	1,092.1	1,105.1	286.1	81.4	62.3	70.5	54.0	63.8
Ireland	178	2,824.7	761.9	790.8	651.9	695.3	706.6	4,285.7	1,016.1	1,396.9	1,116.5	1,107.0	1,464.4
Italy	136	27,849.2	7,186.1	7,095.1	6,134.4	7,185.6	6,770.2	16,784.7	4,482.9	4,089.8	3,556.7	4,183.2	4,427.9
Latvia	941	1,023.3	270.3	247.8	223.9	290.1	285.3	144.4	30.3	31.6	29.8	36.1	32.1
Lithuania	946	1,211.1	343.0	314.5	269.0	314.8	363.6	139.7	37.8	30.4	30.1	42.9	43.1
Luxembourg	137	2,325.4	508.6	715.1	404.9	299.8	290.5	309.5	68.7	83.7	69.6	82.3	83.6
Malta	181	2,376.7	508.8	521.3	370.0	478.9	254.6	441.1	91.1	96.1	89.5	93.1	100.7
Netherlands	138	59,654.0	15,793.9	16,135.4	12,791.6	13,020.4	15,338.8	8,805.3	2,390.7	2,202.8	2,387.6	2,530.4	2,467.9
Portugal	182	2,898.7	776.8	703.4	940.9	1,036.3	1,071.1	1,471.8	455.5	284.7	296.4	362.6	453.6
Slovak Republic	936	2,794.4	778.6	838.2	595.9	653.1	830.2	2,237.3	454.2	576.8	546.7	640.2	646.3
Slovenia	961	2,093.6	535.6	569.9	523.6	551.3	617.4	289.6	70.3	69.9	86.1	111.1	115.7
Spain	184	21,895.8	5,877.7	5,569.9	4,746.5	5,749.1	5,795.1	5,621.1	1,457.5	1,435.9	1,347.2	1,591.0	1,610.1
Australia	193	40,380.3	10,727.2	11,205.3	8,705.1	8,666.3	10,203.6	65,141.4	17,248.7	15,471.9	13,397.7	17,144.1	18,878.2
Canada	156	29,407.0	7,989.7	7,220.3	5,875.5	6,870.6	7,635.6	18,549.2	4,594.1	4,712.9	4,487.6	4,501.1	4,211.0
China, P.R.: Hong Kong	532	332,728.4	83,657.7	107,855.9	60,691.2	73,909.1	73,596.2	8,161.5	2,134.5	2,807.8	3,831.3	6,201.8	4,855.5
China, P.R.: Macao	546	4,614.8	1,386.0	1,193.9	696.8	967.1	886.8	183.2	42.0	41.3	38.6	39.1	32.5
Czech Republic	935	8,227.3	2,330.3	2,330.3	1,883.8	1,882.9	2,050.1	2,784.1	647.6	698.4	684.0	731.6	722.4
Denmark	128	6,155.6	1,659.4	1,498.5	1,193.4	1,294.8	1,561.2	4,095.9	1,050.0	995.4	951.1	1,184.9	1,185.8
Iceland	176	125.0	33.3	27.4	17.5	47.8	40.0	66.0	20.5	23.9	11.2	19.6	31.6
Israel	436	8,624.3	2,303.1	2,027.2	1,892.8	2,147.5	2,290.5	2,804.2	751.5	739.4	667.4	774.4	866.7
Japan	158	135,897.1	34,807.1	35,197.0	30,938.6	30,800.3	33,382.5	142,715.7	36,619.4	36,558.3	30,504.5	36,021.4	38,463.1
Korea, Republic of	542	101,428.8	24,323.2	28,013.5	21,169.5	24,212.8	23,726.0	174,288.6	44,035.2	47,475.7	35,993.3	38,508.0	40,458.3
New Zealand	196	4,920.3	1,308.1	1,324.6	1,041.2	1,123.5	1,371.5	6,583.3	1,561.0	1,351.0	1,916.4	1,822.2	1,711.1
Norway	142	2,857.3	810.4	629.9	652.4	609.9	726.6	4,147.3	1,085.2	937.9	810.1	879.6	659.7
Singapore	576	53,147.7	14,437.9	13,884.7	11,120.0	11,951.0	11,976.0	26,021.7	6,632.9	6,027.2	5,114.4	6,655.3	6,652.5
Sweden	144	7,108.7	1,871.6	1,684.1	1,405.2	1,619.0	1,747.7	6,432.4	1,592.7	1,635.2	1,359.7	1,632.4	1,588.7
Switzerland	146	3,195.8	818.3	846.3	717.1	813.6	748.0	9,147.0	2,407.6	2,255.2	7,390.4	6,556.5	10,363.7
Taiwan Prov. of China	528	45,003.5	11,852.4	11,395.5	9,152.8	10,783.7	9,995.0	144,488.2	36,195.2	39,534.0	28,394.1	33,791.1	37,376.7
United Kingdom	112	59,663.9	16,489.6	16,206.6	12,091.9	13,727.2	15,947.9	18,880.7	4,869.8	4,270.2	4,325.9	4,687.7	5,044.7
United States	111	410,782.8	110,732.4	106,417.5	81,791.4	92,723.8	106,594.0	144,867.1	34,857.6	38,065.9	31,267.1	32,816.3	32,063.5
Emerg. & Dev. Economies	200	770,244.4	202,164.7	196,140.9	157,643.6	188,597.8	188,600.1	506,259.2	136,234.1	122,397.3	102,549.7	120,850.8	129,444.3
Emerg. & Dev. Asia	505	310,196.6	78,323.2	82,047.3	67,231.0	77,457.7	76,544.4	181,514.4	47,473.5	47,745.4	39,602.6	44,089.7	48,381.3
Bangladesh	513	13,904.9	3,320.9	3,703.2	3,391.0	3,856.7	3,497.0	803.7	212.0	178.2	198.5	225.1	229.5
Bhutan	514	9.9	1.0	3.1	0.9	1.8	1.0	0.4	0.0	0.0	0.0	0.0	0.0
Brunei Darussalam	516	1,411.2	341.8	317.9	210.2	161.2	121.5	97.3	42.2	41.6	39.4	107.5	26.2
Cambodia	522	3,769.7	933.2	1,010.9	902.2	1,088.9	975.9	666.3	200.5	163.3	166.2	219.7	243.9
Fiji	819	330.6	100.2	88.5	89.7	113.0	105.9	21.4	0.4	0.7	10.4	1.2	4.1
F.T. French Polynesia	887	103.6	14.9	63.3	11.2	12.5	15.6	2.7	0.4	0.6	0.5	2.1	1.7
F.T. New Caledonia	839	106.2	34.6	27.8	18.0	19.5	23.5	486.2	129.0	96.0	104.0	80.0	149.6
India	534	58,259.2	16,044.8	14,925.3	13,438.1	14,690.3	16,273.5	13,394.9	3,132.7	3,359.4	2,815.7	2,965.8	2,681.4
Indonesia	536	34,370.7	8,426.0	8,170.3	7,319.0	8,165.1	8,309.8	19,815.5	5,419.1	5,062.9	4,335.6	5,008.6	5,207.8
Kiribati	826	44.7	10.6	9.5	3.5	6.9	11.1	4.0	1.5	2.4	0.8	....	2.4
Lao People's Dem. Rep.	544	1,275.6	211.3	389.3	236.4	255.8	229.3	1,298.1	287.9	372.2	347.7	355.0	261.7
Malaysia	548	44,182.1	10,895.3	10,423.8	8,084.6	10,300.9	9,788.7	53,226.9	13,557.5	13,685.6	10,335.5	11,757.4	12,933.8
Maldives	556	172.6	41.8	57.3	97.5	90.1	71.1	0.2	0.0	0.0	0.0	0.1	0.1
Mongolia	948	1,572.0	481.3	311.4	171.2	254.8	325.7	3,752.8	916.9	881.6	775.2	897.6	787.0
Myanmar	518	9,386.9	2,008.2	2,678.1	2,040.2	2,202.3	1,884.4	5,239.3	1,235.4	2,103.1	951.5	927.4	887.5
Nauru	836	4.9	0.4	3.7	0.4	1.0	0.2	0.1	0.0	0.0	0.0	0.0	0.0
Nepal	558	829.8	124.0	140.4	132.1	239.6	265.6	21.5	4.7	3.9	4.9	5.9	6.8

# China, P.R.: Mainland (924)

In Millions of U.S. Dollars

		Exports (FOB)						Imports (CIF)					
		2015	2015Q3	2015Q4	2016Q1	2016Q2	2016Q3	2015	2015Q3	2015Q4	2016Q1	2016Q2	2016Q3
Palau	565	22.0	5.5	10.4	6.9	4.3	5.0	0.0	0.0	0.0	0.0	0.0	....
Papua New Guinea	853	989.8	203.9	197.1	149.4	157.5	166.9	1,885.3	416.0	539.4	483.6	426.6	322.2
Philippines	566	26,687.7	6,944.3	7,679.3	6,474.6	8,260.7	7,457.9	19,022.1	5,239.3	4,756.6	3,529.4	4,178.0	4,840.0
Samoa	862	64.6	15.7	21.5	16.4	18.2	21.4	1.0	0.4	0.5	0.5	0.2	0.1
Solomon Islands	813	82.3	22.0	35.2	24.3	32.8	23.1	461.9	96.5	102.4	95.4	83.6	90.9
Sri Lanka	524	4,308.1	1,096.4	1,255.8	1,048.4	1,095.7	1,062.6	259.2	73.9	60.1	69.0	61.2	72.6
Thailand	578	38,296.0	9,950.5	10,481.7	8,992.0	9,955.3	9,669.5	37,212.7	10,280.9	9,627.6	7,782.6	8,417.1	10,139.2
Timor-Leste	537	106.0	23.0	43.8	22.6	37.5	60.8	0.7	0.6	0.0	....	0.1	0.0
Tonga	866	30.5	8.8	11.2	5.5	8.0	9.9	0.0	....	....	....	0.0	....
Tuvalu	869	15.3	1.7	5.2	0.8	1.2	1.9	1.0	1.0	0.0	0.0	....	....
Vanuatu	846	72.4	26.1	23.9	20.1	19.7	14.5	14.1	6.1	2.9	0.5	1.5	0.6
Vietnam	582	66,372.3	15,936.5	19,021.4	13,112.3	15,634.2	15,159.5	23,796.6	6,211.7	6,698.9	7,554.3	8,357.1	9,480.2
Asia n.s.	598	3,415.3	1,098.5	936.8	1,211.6	772.2	991.5	28.5	6.8	5.5	1.1	10.8	11.8
<b>Europe</b>	<b>170</b>	<b>102,832.4</b>	<b>28,887.7</b>	<b>26,943.9</b>	<b>22,025.2</b>	<b>27,035.9</b>	<b>29,132.5</b>	<b>64,610.0</b>	<b>16,205.1</b>	<b>15,605.7</b>	<b>13,715.8</b>	<b>15,711.7</b>	<b>14,036.6</b>
<b>Emerg. &amp; Dev. Europe</b>	<b>903</b>	<b>44,776.1</b>	<b>11,632.2</b>	<b>11,369.2</b>	<b>10,220.5</b>	<b>11,514.7</b>	<b>11,361.1</b>	<b>11,347.3</b>	<b>3,018.9</b>	<b>2,811.2</b>	<b>2,657.5</b>	<b>2,649.1</b>	<b>3,071.0</b>
Albania	914	430.3	118.5	127.3	123.0	161.5	123.1	128.7	45.0	25.7	26.4	23.0	34.7
Bosnia and Herzegovina	963	61.5	12.0	19.0	13.6	15.0	21.3	53.7	13.9	9.7	8.0	9.8	13.7
Bulgaria	918	1,044.2	272.5	271.8	232.2	286.2	287.3	755.7	184.8	177.0	162.0	148.4	128.5
Croatia	960	986.2	236.1	239.8	243.4	285.4	265.2	112.1	33.7	30.0	27.3	21.6	71.1
Faroe Islands	816	60.7	0.7	2.0	0.3	0.5	0.4	127.3	36.4	22.8	27.4	26.6	19.5
Gibraltar	823	197.7	58.6	75.4	1.2	1.9	2.6	0.3	0.2	0.1	0.0	....	....
Hungary	944	5,197.9	1,367.3	1,340.9	1,192.9	1,388.1	1,416.5	2,873.3	748.2	818.8	737.6	816.2	940.1
Macedonia, FYR	962	86.4	19.2	32.7	27.6	18.7	15.1	136.5	29.9	28.5	10.9	12.3	11.3
Montenegro	943	134.1	25.8	33.8	31.9	32.9	23.8	24.4	6.9	5.8	1.2	5.6	14.6
Poland	964	14,345.7	3,860.8	3,816.7	3,373.6	3,593.0	4,146.2	2,748.0	627.0	677.1	675.0	570.7	639.6
Romania	968	3,186.5	870.3	808.9	734.2	925.6	906.5	1,299.4	357.7	300.4	286.9	360.0	399.7
Serbia, Republic of	942	416.2	111.2	105.8	88.3	111.8	117.5	133.9	27.4	41.6	37.2	43.5	46.2
Turkey	186	18,628.7	4,679.1	4,495.2	4,158.2	4,694.0	4,035.3	2,953.9	907.9	673.7	657.7	611.4	752.1
<b>CIS</b>	<b>901</b>	<b>58,054.5</b>	<b>17,254.9</b>	<b>15,573.9</b>	<b>11,804.4</b>	<b>15,520.8</b>	<b>17,770.9</b>	<b>53,262.7</b>	<b>13,186.2</b>	<b>12,794.4</b>	<b>11,058.2</b>	<b>13,062.6</b>	<b>10,965.5</b>
Armenia	911	113.6	30.7	38.2	25.9	25.7	33.0	219.2	45.3	73.4	83.9	67.5	44.3
Azerbaijan, Rep. of	912	439.9	85.9	101.1	37.8	117.6	93.2	226.4	12.0	175.2	11.7	58.0	111.6
Belarus	913	747.3	215.4	172.3	466.1	193.9	254.9	1,010.5	320.6	283.1	116.2	139.4	43.9
Georgia	915	768.5	202.4	190.1	140.8	223.3	200.9	44.1	15.4	8.7	11.9	16.4	7.7
Kazakhstan	916	8,426.7	2,488.6	1,971.1	1,233.4	2,158.5	2,343.1	5,840.0	1,359.6	1,451.1	849.2	1,394.0	1,159.2
Kyrgyz Republic	917	4,284.4	1,284.4	1,221.3	1,108.5	1,348.3	1,664.0	56.5	13.8	8.0	10.0	13.5	14.4
Moldova	921	100.0	26.1	27.0	18.3	19.0	19.4	21.5	6.6	4.6	5.4	5.0	6.4
Russian Federation	922	34,810.2	10,583.8	9,584.7	7,070.0	9,146.8	10,942.5	33,144.8	8,419.5	8,348.7	7,051.6	8,532.9	7,594.1
Tajikistan	923	1,796.7	542.1	576.7	260.7	528.4	416.1	50.2	6.9	15.4	7.1	5.5	11.5
Turkmenistan	925	813.8	244.8	144.4	95.5	114.0	66.5	7,827.6	1,597.8	1,627.3	1,952.2	1,363.2	1,104.1
Ukraine	926	3,516.5	982.1	996.3	884.3	1,085.9	1,183.2	3,555.2	1,076.8	532.1	556.8	1,010.0	485.6
Uzbekistan	927	2,236.9	568.6	550.6	463.2	559.4	554.1	1,266.8	311.9	266.6	402.2	457.2	382.8
Europe n.s.	884	1.8	0.6	0.9	0.3	0.4	0.5	0.0	0.0	0.0	0.0	0.0	0.0
<b>Mid East, N Africa, Pak</b>	<b>440</b>	<b>149,873.9</b>	<b>38,689.0</b>	<b>36,747.9</b>	<b>31,293.8</b>	<b>38,826.7</b>	<b>34,398.9</b>	<b>105,884.3</b>	<b>27,582.8</b>	<b>23,096.8</b>	<b>18,043.1</b>	<b>20,783.9</b>	<b>23,076.3</b>
Afghanistan, I.R. of	512	364.3	88.7	98.1	64.8	106.5	125.0	12.0	5.0	3.0	0.5	0.9	1.4
Algeria	612	7,600.1	1,882.7	1,863.4	1,743.2	2,019.9	2,092.8	780.8	222.3	231.5	122.3	140.0	14.9
Bahrain, Kingdom of	419	1,014.5	233.8	254.0	194.2	202.1	207.3	111.6	58.0	6.5	14.4	12.9	17.3
Djibouti	611	1,982.7	555.7	620.8	440.6	622.3	595.5	0.9	0.1	0.0	0.0	0.0	0.1
Egypt	469	11,963.2	3,321.9	3,007.4	2,734.7	2,969.3	2,723.0	910.4	145.6	191.7	65.3	100.3	209.9
Iran, I.R. of	429	17,832.5	4,613.9	4,010.3	3,261.8	4,218.3	4,204.2	16,013.2	4,024.0	3,137.8	2,677.4	4,039.4	3,863.9
Iraq	433	7,927.0	2,129.2	2,012.4	1,563.0	2,042.8	2,085.4	12,656.3	3,549.7	2,653.6	1,856.5	2,522.4	3,110.7
Jordan	439	3,430.8	969.6	768.0	715.9	893.6	730.4	287.5	77.2	105.9	38.7	51.4	36.1
Kuwait	443	3,775.8	855.0	855.6	783.9	894.5	720.9	7,478.7	2,195.9	1,681.7	1,189.1	1,478.4	2,089.0
Lebanon	446	2,290.3	571.2	645.2	483.6	685.2	522.3	17.4	5.7	4.4	4.6	4.5	4.8
Libya	672	1,895.4	556.4	371.2	353.8	325.1	296.1	945.0	356.3	54.5	85.7	21.7	83.4
Mauritania	682	803.9	210.8	289.6	219.5	279.5	205.5	746.7	210.8	197.0	157.1	168.4	200.6
Morocco	686	2,901.5	688.6	812.2	642.8	915.3	836.7	528.7	129.1	99.9	135.3	122.7	148.5
Oman	449	2,118.1	542.7	504.4	463.5	653.0	586.5	15,052.2	4,384.1	3,372.8	2,389.9	2,814.1	3,396.9
Pakistan	564	16,480.5	4,424.4	4,597.1	3,944.2	4,829.6	4,287.4	2,478.7	591.6	588.0	449.1	485.9	418.7
Qatar	453	2,279.1	647.9	459.7	342.6	486.7	395.4	4,594.7	1,088.9	1,288.7	1,274.9	660.7	657.0
Saudi Arabia	456	21,679.4	5,316.4	5,003.5	4,576.4	5,885.2	4,705.8	30,155.5	7,738.6	6,152.7	5,097.6	5,802.3	6,130.3

# China, P.R.: Mainland (924)

In Millions of U.S. Dollars

		Exports (FOB)						Imports (CIF)					
		2015	2015Q3	2015Q4	2016Q1	2016Q2	2016Q3	2015	2015Q3	2015Q4	2016Q1	2016Q2	2016Q3
Somalia	726	300.0	88.7	81.0	65.1	113.6	107.9	24.7	4.3	8.1	2.5	3.8	0.8
Sudan	732	2,399.3	619.5	520.4	525.9	709.0	522.0	732.1	209.0	163.6	133.1	95.6	131.1
Syrian Arab Republic	463	1,024.4	251.9	275.4	226.4	264.4	231.0	3.5	0.5	2.4	0.9	0.5	0.9
Tunisia	744	1,238.2	282.0	315.3	334.6	377.3	310.5	184.9	41.7	40.4	36.9	30.0	37.5
United Arab Emirates	466	37,066.2	9,408.9	9,033.5	7,221.7	8,730.9	7,517.2	11,280.4	2,542.1	3,056.5	2,306.1	2,222.1	2,444.9
West Bank and Gaza	487	70.6	25.0	18.5	16.2	17.7	14.7	0.4	0.2	0.2	0.0	0.1	0.1
Yemen, Republic of	474	1,436.4	404.1	330.9	375.5	584.9	375.4	887.7	2.1	55.6	5.2	5.8	77.5
<b>Sub-Saharan Africa</b>	<b>603</b>	<b>77,360.6</b>	<b>20,192.8</b>	<b>19,894.2</b>	<b>13,576.7</b>	<b>17,547.2</b>	<b>17,065.2</b>	<b>50,625.4</b>	<b>13,529.4</b>	<b>10,916.6</b>	<b>11,835.1</b>	<b>12,953.2</b>	<b>13,941.8</b>
Angola	614	3,722.3	790.9	784.1	345.6	384.3	510.2	15,983.2	4,344.3	3,357.0	3,100.1	3,335.7	4,110.1
Benin	638	2,993.0	752.9	776.4	481.7	621.8	547.2	78.1	18.8	13.9	23.8	27.9	3.1
Botswana	616	226.5	64.3	61.4	47.9	52.8	65.2	143.8	24.9	29.1	17.0	17.9	11.8
Burkina Faso	748	125.4	37.7	30.2	29.9	37.7	35.7	44.2	12.5	6.7	1.0	4.0	0.1
Burundi	618	43.3	8.0	9.0	7.7	14.2	13.7	2.8	1.0	0.1	0.3	0.7	0.6
Cabo Verde	624	44.9	14.0	9.6	8.2	14.4	16.0	0.0	0.0	0.0	....	0.0	0.1
Cameroon	622	1,838.5	401.1	422.4	321.0	455.7	436.3	781.5	257.2	124.4	87.6	136.6	119.1
Central African Rep.	626	15.2	3.3	4.4	5.7	2.8	5.0	26.5	8.4	5.3	4.9	9.2	7.5
Chad	628	125.2	28.5	23.2	20.6	24.2	24.8	90.7	1.3	30.9	0.0	80.9	0.1
Comoros	632	47.4	6.7	20.3	9.4	24.9	10.6	0.0	0.0	0.0	0.0	0.0	0.0
Congo, Dem. Rep. of	636	1,410.3	370.0	340.5	246.1	290.8	269.6	2,656.7	787.2	683.4	570.2	530.4	455.1
Congo, Republic of	634	1,039.3	267.8	272.9	167.4	209.8	215.9	2,617.5	772.6	390.5	423.1	574.5	725.1
Côte d'Ivoire	662	1,557.9	424.7	478.7	338.4	461.8	404.0	144.1	24.1	30.1	21.3	27.8	21.1
Equatorial Guinea	642	263.7	49.8	60.6	35.6	44.4	41.5	1,165.4	235.6	223.5	180.4	181.6	104.2
Eritrea	643	135.4	10.1	65.4	10.7	33.9	12.5	187.3	41.3	23.4	47.3	43.7	26.7
Ethiopia	644	3,445.4	853.2	1,073.7	791.0	868.8	789.1	380.6	86.0	43.4	109.9	166.0	95.2
Gabon	646	667.1	124.0	347.8	96.4	95.0	94.4	1,101.6	382.2	279.6	313.1	366.0	262.2
Gambia, The	648	332.8	89.7	80.5	70.6	90.6	89.7	55.8	16.4	7.8	12.2	25.0	24.9
Ghana	652	5,312.6	1,554.9	1,434.7	996.8	1,388.3	1,212.8	1,199.3	395.8	165.5	360.5	152.1	382.6
Guinea	656	1,280.3	313.2	297.2	242.8	332.7	323.8	26.7	6.4	17.5	94.8	161.9	155.8
Guinea-Bissau	654	19.5	5.1	6.5	5.0	6.1	5.2	17.8	3.5	0.1	0.2	....	....
Kenya	664	5,917.8	1,465.1	1,598.7	1,099.6	1,652.5	1,538.2	98.7	24.2	21.3	19.4	22.9	26.8
Lesotho	666	84.0	22.5	13.8	10.0	15.3	17.1	12.0	1.8	1.6	5.6	7.8	2.5
Liberia	668	1,356.7	338.6	310.8	342.1	284.3	491.6	184.6	47.8	24.7	7.0	16.9	17.4
Madagascar	674	869.5	203.2	261.4	199.3	289.9	257.2	177.6	47.6	42.3	31.7	50.4	37.4
Malawi	676	248.3	74.9	78.1	44.3	69.4	65.5	29.6	0.7	0.6	12.7	12.1	0.8
Mali	678	272.1	66.6	73.1	91.4	95.6	88.0	93.0	17.8	5.6	6.2	48.9	38.8
Mauritius	684	842.1	212.9	239.1	148.8	226.6	205.5	15.4	4.8	3.9	3.9	3.7	6.7
Mozambique	688	1,941.0	471.4	490.3	275.4	373.5	344.4	452.0	114.9	113.4	129.3	77.5	129.7
Namibia	728	497.8	139.1	101.8	48.7	71.6	71.6	213.4	62.7	76.3	25.6	48.6	21.1
Niger	692	174.8	48.2	24.8	14.4	37.3	28.6	141.0	16.0	24.4	60.7	29.7	21.1
Nigeria	694	13,648.2	3,642.2	3,565.4	2,103.8	2,954.3	2,630.0	1,237.4	311.0	246.0	253.7	367.7	132.5
Rwanda	714	124.3	26.8	44.0	22.0	30.9	30.8	43.4	11.6	10.6	8.7	5.0	11.4
São Tomé & Príncipe	716	7.9	2.1	3.4	1.3	2.4	1.5	0.0	0.0	0.0	....	0.0	....
Senegal	722	2,194.5	650.9	605.0	440.0	729.3	586.8	111.8	24.5	13.3	46.2	86.8	14.7
Seychelles	718	59.1	14.4	17.9	9.1	8.8	19.5	0.1	0.0	0.0	0.1	....	0.0
Sierra Leone	724	278.6	54.2	85.9	65.3	74.0	64.7	170.0	7.3	4.5	41.3	64.7	76.0
South Africa	199	15,880.0	4,547.7	3,635.1	2,743.6	3,200.4	3,593.6	15,354.3	4,285.3	3,798.2	4,564.4	4,849.3	5,789.7
South Sudan, Rep. of	733	155.3	23.9	14.3	20.8	13.7	5.7	2,321.9	516.3	455.6	313.7	382.4	351.5
Swaziland	734	31.3	8.3	10.8	10.0	7.3	13.4	0.3	0.1	0.1	0.0	0.0	0.1
Tanzania	738	4,287.3	1,014.8	1,129.0	775.1	1,025.0	1,017.5	377.3	132.7	75.4	20.8	37.9	139.5
Togo	742	2,182.0	592.0	586.7	484.0	556.0	489.2	214.9	62.2	13.0	31.7	51.9	17.9
Uganda	746	555.2	147.2	151.5	109.2	157.1	157.1	85.6	13.5	18.5	10.7	11.9	7.6
Zambia	754	553.2	118.4	97.2	134.7	101.9	135.2	1,820.8	352.8	492.8	572.0	607.9	548.6
Zimbabwe	698	546.3	134.1	154.1	104.8	85.8	88.5	766.4	54.0	42.5	301.9	326.9	44.9
Africa n.s.	799	7.3	3.2	2.6	0.2	29.4	0.8	0.3	0.2	0.0	0.0	0.0	....
<b>Western Hemisphere</b>	<b>205</b>	<b>129,981.0</b>	<b>36,072.0</b>	<b>30,507.6</b>	<b>23,516.9</b>	<b>27,730.3</b>	<b>31,459.1</b>	<b>103,625.1</b>	<b>31,443.3</b>	<b>25,032.8</b>	<b>19,353.2</b>	<b>27,312.4</b>	<b>30,008.4</b>
Antigua and Barbuda	311	54.0	12.0	12.9	38.4	25.5	8.0	0.0	0.0	0.0	0.0	....	....
Argentina	213	8,889.6	2,539.3	2,269.1	1,673.2	1,823.2	1,861.9	5,714.1	3,022.1	1,365.8	407.8	694.7	2,557.3
Aruba	314	51.7	20.3	19.2	4.7	8.0	6.7	0.0	0.0	0.0	....	0.4	0.0
Bahamas, The	313	1,585.9	766.1	63.2	23.3	227.1	34.5	38.9	3.2	18.0	3.0	11.5	35.5
Barbados	316	70.0	16.9	12.2	16.5	19.9	19.7	18.8	3.9	6.8	4.3	6.4	3.0

# China, P.R.: Mainland (924)

In Millions of U.S. Dollars

		Exports (FOB)						Imports (CIF)					
		2015	2015Q3	2015Q4	2016Q1	2016Q2	2016Q3	2015	2015Q3	2015Q4	2016Q1	2016Q2	2016Q3
Belize	339	80.1	19.5	28.7	19.1	36.3	27.0	1.8	1.1	0.3	0.0	0.0	0.3
Bermuda	319	367.6	92.1	115.1	96.3	4.5	101.2	0.0	0.0	....	0.0	0.0	0.1
Bolivia	218	570.3	152.0	137.5	129.6	140.2	160.8	447.6	130.2	91.1	55.5	71.1	80.7
Brazil	223	27,428.5	7,047.9	5,459.8	4,247.0	5,244.2	6,335.9	44,380.4	14,318.0	10,740.8	7,357.1	14,096.0	14,405.4
Chile	228	13,294.9	3,716.7	3,360.1	2,671.4	3,146.1	3,562.1	18,708.7	4,242.7	4,632.1	4,687.7	4,809.7	4,010.2
Colombia	233	7,587.5	2,099.8	1,822.7	1,445.2	1,793.7	1,877.6	3,539.0	894.9	750.3	724.0	573.0	622.1
Costa Rica	238	1,331.0	380.0	388.6	296.7	374.6	456.0	826.0	184.3	182.2	131.8	161.8	202.3
Dominica	321	34.1	9.0	11.2	8.5	10.1	9.9	0.7	0.1	0.2	0.1	0.3	0.0
Dominican Republic	243	1,559.4	439.1	428.8	311.0	419.2	451.4	211.8	71.5	58.6	48.9	21.8	25.0
Ecuador	248	2,893.9	748.9	655.2	465.4	519.1	603.5	1,237.4	244.5	294.6	170.6	273.8	220.3
El Salvador	253	741.3	198.1	209.6	153.5	188.0	215.5	53.9	5.4	7.8	9.5	11.4	11.6
Greenland	326	2.6	0.0	2.5	0.7	0.0	0.2	90.1	25.8	30.8	21.9	19.6	22.5
Grenada	328	12.5	2.0	4.7	1.4	2.5	1.9	....	....	....	....	0.0	0.0
Guatemala	258	2,056.5	599.9	515.1	377.0	478.1	509.2	203.5	66.5	26.5	16.2	29.7	25.7
Guyana	336	161.0	47.6	49.0	40.0	58.6	58.3	49.4	12.9	5.6	5.3	4.8	7.2
Haiti	263	436.9	122.0	127.4	81.9	125.5	125.5	10.7	2.7	2.4	2.5	1.5	1.4
Honduras	268	858.0	201.6	187.4	166.2	171.8	198.5	35.9	9.7	7.3	11.4	4.5	6.0
Jamaica	343	630.2	171.9	176.7	107.2	149.9	136.2	31.2	13.5	0.8	0.8	0.5	0.6
Mexico	273	33,809.9	9,446.4	8,336.1	6,860.9	8,037.9	9,306.1	10,086.1	2,575.9	2,666.9	2,178.7	2,314.3	2,816.6
Netherlands Antilles	353	118.2	25.8	40.3	14.7	19.2	23.7	0.3	0.1	0.1	0.0	0.0	0.1
Nicaragua	278	668.7	192.7	205.3	178.8	158.5	161.5	34.8	9.3	4.6	4.0	5.7	4.7
Panama	283	8,527.7	2,605.5	2,083.9	1,386.8	1,554.0	1,843.5	315.4	30.3	127.8	5.4	8.9	11.8
Paraguay	288	1,271.3	362.0	274.0	189.6	289.7	363.9	41.9	9.6	6.5	6.2	4.9	6.6
Peru	293	6,353.9	1,671.0	1,687.8	1,292.7	1,492.9	1,606.8	8,205.8	2,383.5	2,240.8	2,164.7	2,242.0	2,359.6
St. Kitts and Nevis	361	13.4	0.9	3.5	0.8	1.1	1.8	0.3	0.1	0.1	0.2	0.1	0.1
St. Lucia	362	21.3	3.7	8.7	5.3	4.0	3.4	0.1	0.0	0.0	0.0	0.0	0.0
St. Vincent & Grens.	364	39.3	26.3	5.9	2.3	4.6	7.9	0.0	0.0	0.0	0.0	0.0	0.0
Suriname	366	202.2	52.6	58.7	33.5	43.5	35.7	50.8	14.0	8.7	10.1	7.9	6.5
Trinidad and Tobago	369	481.7	168.7	97.4	67.1	85.5	118.4	39.3	2.4	0.9	77.9	62.3	24.1
Uruguay	298	1,959.3	524.4	447.3	343.7	459.2	483.3	2,410.6	1,112.3	468.9	314.7	376.7	745.1
Venezuela, Rep. Bol.	299	5,313.7	1,386.6	1,160.0	732.1	607.9	650.7	6,839.4	2,052.2	1,285.8	932.7	1,497.3	1,796.1
Western Hem. n.s.	399	502.8	202.5	42.0	34.4	6.5	90.9	0.4	0.4	0.0	0.0	0.0	0.0
<b>Other Countries n.i.e</b>	<b>910</b>	<b>4,830.6</b>	<b>1,334.3</b>	<b>1,392.7</b>	<b>1,074.4</b>	<b>1,269.9</b>	<b>1,263.3</b>	<b>2,814.6</b>	<b>794.2</b>	<b>648.7</b>	<b>635.1</b>	<b>676.9</b>	<b>829.0</b>
Cuba	928	1,884.1	559.4	553.9	465.4	473.0	446.5	330.7	64.2	66.5	48.0	112.7	71.0
Korea, Dem. People's Rep.	954	2,946.5	774.8	838.7	609.0	796.9	816.8	2,483.9	730.0	582.2	587.1	564.2	758.0
<b>Special Categories</b>	<b>899</b>	<b>0.1</b>	<b>....</b>	<b>....</b>	<b>....</b>	<b>148.2</b>	<b>456.1</b>	<b>143,442.4</b>	<b>37,219.0</b>	<b>42,324.8</b>	<b>26,269.8</b>	<b>31,290.8</b>	<b>34,073.2</b>
<b>Countries &amp; Areas n.s.</b>	<b>898</b>	<b>518.4</b>	<b>92.0</b>	<b>178.2</b>	<b>0.0</b>	<b>....</b>	<b>....</b>	<b>857.9</b>	<b>204.0</b>	<b>496.4</b>	<b>184.5</b>	<b>429.1</b>	<b>328.9</b>
<b>Memorandum Items</b>													
Africa	605	94,430.9	24,497.0	24,382.6	17,527.6	22,570.4	21,730.4	51,302.3	13,830.5	11,201.7	12,108.5	13,131.3	14,123.7
Middle East	405	115,803.5	29,847.7	27,550.0	23,313.2	28,853.7	25,315.6	100,394.7	26,168.8	21,765.0	17,006.3	19,736.6	22,122.7
European Union	998	356,594.8	94,788.9	93,672.4	76,740.2	84,836.2	91,262.5	209,010.9	54,400.6	50,952.3	46,833.1	53,497.9	54,357.6
Export earnings: fuel	080	187,100.3	49,842.0	45,803.0	35,178.6	44,651.1	43,748.1	183,713.3	47,481.2	40,741.6	33,468.1	38,941.8	40,310.1
Export earnings: nonfuel	092	2,093,440.8	547,117.7	566,342.3	428,965.2	489,349.8	513,984.3	1,418,047.5	367,605.0	370,076.8	304,939.4	351,617.4	373,168.0



# China, P.R.: Hong Kong (532)

In Millions of U.S. Dollars

		Exports (FOB)						Imports (CIF)					
		2015	2015Q3	2015Q4	2016Q1	2016Q2	2016Q3	2015	2015Q3	2015Q4	2016Q1	2016Q2	2016Q3
IFS World		465,077.0	121,762.0	121,601.0	100,267.0	112,468.0	121,395.0	521,984.0	133,338.0	135,676.0	112,811.0	125,628.0	134,877.0
World	001	465,516.6	121,901.4	121,816.0	100,313.8	112,532.4	121,458.7	522,600.9	133,498.6	135,809.4	112,881.1	125,785.5	135,008.7
Advanced Economies	110	143,402.5	37,293.5	37,171.4	30,875.9	34,003.5	36,655.8	201,652.1	49,822.6	50,393.5	45,004.0	49,060.7	52,313.8
Euro Area	163	30,658.7	7,957.6	8,303.9	6,706.5	7,726.7	8,022.0	27,389.9	6,557.0	6,845.9	6,078.6	6,236.4	7,017.4
Austria	122	654.3	164.5	179.4	131.9	166.7	155.1	413.1	108.2	88.6	90.9	92.6	99.5
Belgium	124	2,763.2	640.7	679.8	604.2	619.8	675.5	3,316.8	769.0	780.0	797.1	771.7	916.0
Cyprus	423	29.1	10.3	10.3	4.1	3.8	6.0	20.1	4.3	4.1	3.9	4.2	3.4
Estonia	939	116.0	26.0	31.5	30.9	34.7	24.7	15.8	3.8	4.9	4.7	3.5	4.2
Finland	172	482.3	140.2	130.0	74.5	75.4	103.6	241.9	58.1	34.4	29.1	32.2	39.1
France	132	4,518.4	1,142.8	1,196.1	943.2	1,181.0	1,192.0	4,975.0	1,047.9	1,319.7	998.9	1,034.7	1,391.4
Germany	134	9,073.3	2,473.0	2,358.5	1,948.2	2,276.8	2,219.0	6,856.7	1,768.5	1,805.6	1,489.6	1,619.3	1,714.3
Greece	174	137.5	28.1	40.2	33.4	32.4	41.7	58.8	11.3	13.8	16.0	14.7	11.3
Ireland	178	319.3	87.2	86.0	65.1	71.6	72.5	650.8	174.1	156.6	169.9	175.1	195.1
Italy	136	2,989.5	768.1	785.6	743.0	917.1	831.2	6,384.9	1,626.5	1,568.1	1,475.7	1,495.4	1,560.9
Latvia	941	80.4	24.2	15.9	13.3	17.3	18.4	7.5	1.9	2.4	6.0	2.5	2.7
Lithuania	946	84.5	19.9	24.6	21.2	21.6	21.8	28.6	7.6	7.8	7.0	5.7	6.0
Luxembourg	137	169.3	38.7	62.6	37.4	14.2	15.7	81.5	22.8	15.5	11.2	24.6	25.0
Malta	181	25.9	7.4	6.2	8.9	5.5	5.5	318.7	61.3	56.0	50.1	51.3	56.0
Netherlands	138	6,730.3	1,755.1	1,939.5	1,499.1	1,695.7	1,991.3	2,949.9	632.0	713.4	660.0	602.3	703.2
Portugal	182	253.4	61.9	68.8	58.9	80.4	85.7	125.3	30.7	29.3	31.3	35.7	26.5
Slovak Republic	936	248.9	71.3	74.9	56.1	71.1	86.2	27.3	9.9	6.5	8.0	7.0	7.5
Slovenia	961	75.0	19.5	20.6	15.3	17.9	19.2	59.9	12.8	13.0	14.1	15.4	16.4
Spain	184	1,908.1	478.6	593.2	417.8	423.8	457.0	857.4	206.2	226.3	215.0	248.5	238.9
Australia	193	4,653.2	1,202.3	1,213.5	956.0	1,056.7	1,155.1	1,986.0	484.2	538.1	530.2	597.6	571.2
Canada	156	2,719.0	820.7	635.2	499.6	544.7	677.8	1,681.3	383.0	359.6	425.0	336.1	348.6
China, P.R.: Macao	546	6,021.0	1,477.9	1,477.9	1,236.3	1,220.2	1,393.4	922.1	252.0	242.7	202.5	206.5	242.9
Czech Republic	935	895.3	261.9	198.7	144.4	177.4	181.0	203.6	51.9	45.5	47.2	42.5	43.7
Denmark	128	530.5	137.6	136.0	106.9	111.6	117.4	1,085.9	236.5	130.5	122.5	120.7	159.7
Iceland	176	7.9	2.1	2.1	2.3	3.6	2.3	3.4	0.4	1.0	0.8	0.7	0.8
Israel	436	2,372.8	585.3	601.0	586.1	492.4	471.3	2,674.0	545.7	595.2	701.2	612.6	590.0
Japan	158	15,898.8	4,073.5	4,104.3	3,649.0	3,565.5	3,870.1	33,633.4	8,787.6	8,321.9	6,835.5	7,965.3	8,296.0
Korea, Republic of	542	7,033.5	1,758.0	1,682.3	1,556.3	1,763.5	1,820.9	22,222.2	5,706.3	5,336.7	5,031.2	6,013.6	6,333.6
New Zealand	196	582.9	151.3	157.2	111.8	131.1	136.4	479.9	128.1	116.6	102.9	129.6	116.4
Norway	142	288.1	85.0	61.9	49.6	48.2	66.7	213.5	51.2	59.6	50.3	56.4	55.3
Singapore	576	7,552.5	1,838.8	1,876.5	1,887.5	1,873.4	1,943.5	31,742.4	7,676.8	7,854.2	7,215.5	8,244.2	8,859.2
Sweden	144	936.8	248.6	255.7	180.3	237.9	257.7	525.1	107.1	140.9	119.7	117.8	103.5
Switzerland	146	3,498.3	775.9	873.5	765.7	826.6	845.5	7,993.4	1,902.4	1,925.7	1,823.6	1,842.1	1,538.8
Taiwan Prov. of China	528	8,400.9	2,056.0	2,238.4	1,869.9	2,254.9	2,509.7	35,417.6	9,029.1	9,226.8	7,981.1	8,890.7	10,052.9
United Kingdom	112	7,070.7	1,906.2	1,885.5	1,466.6	1,564.5	1,711.1	6,173.0	1,416.5	1,788.8	1,477.1	1,438.3	1,420.3
United States	111	44,281.6	11,954.7	11,467.9	9,101.3	10,404.6	11,473.9	27,305.4	6,506.6	6,863.9	6,259.0	6,209.6	6,563.4
<b>Emerg. &amp; Dev. Economies</b>	<b>200</b>	<b>322,074.6</b>	<b>84,598.9</b>	<b>84,632.5</b>	<b>69,426.7</b>	<b>78,519.2</b>	<b>84,794.7</b>	<b>320,890.7</b>	<b>83,658.6</b>	<b>85,400.9</b>	<b>67,864.9</b>	<b>76,708.6</b>	<b>82,678.7</b>
<b>Emerg. &amp; Dev. Asia</b>	<b>505</b>	<b>292,943.9</b>	<b>77,011.8</b>	<b>76,519.2</b>	<b>62,465.8</b>	<b>71,257.8</b>	<b>77,530.0</b>	<b>306,830.4</b>	<b>80,569.2</b>	<b>82,046.1</b>	<b>64,289.1</b>	<b>73,120.5</b>	<b>79,487.7</b>
American Samoa	859	0.5	0.1	0.3	0.1	1.5	0.1	0.2	0.0	0.2	0.0	0.0	0.0
Bangladesh	513	1,475.6	374.7	408.0	349.4	375.6	354.4	223.3	59.3	50.2	49.2	48.9	51.3
Bhutan	514	0.7	0.2	0.2	0.3	0.2	0.2	0.0	0.0	0.0	0.0	0.0	0.0
Brunei Darussalam	516	22.5	5.3	5.2	3.4	5.2	4.7	6.6	0.8	1.7	1.1	1.3	0.5
Cambodia	522	1,032.4	264.9	216.8	218.8	243.2	214.5	241.2	70.9	73.1	67.8	76.4	64.6
China, P.R.: Mainland	924	249,945.5	65,792.4	65,575.3	52,265.5	60,708.6	66,379.0	256,158.6	67,289.0	69,452.8	52,182.2	60,308.6	66,062.0
Fiji	819	16.9	3.6	3.6	5.1	6.4	5.8	8.5	2.0	2.6	1.1	1.3	3.1
Guam	829	68.3	17.5	17.9	18.2	15.5	18.5	7.1	1.2	0.2	0.3	2.4	1.7
India	534	13,120.6	3,684.0	3,297.2	3,465.1	3,725.4	4,072.6	10,751.6	2,792.8	2,391.6	2,874.0	3,057.0	3,158.1
Indonesia	536	2,800.4	626.9	794.7	590.6	626.7	614.3	2,239.7	564.0	517.1	572.6	549.9	535.5
Kiribati	826	0.5	0.1	0.2	0.1	0.3	0.2	0.0	0.0	....	....	....	0.0
Lao People's Dem. Rep.	544	22.1	5.4	5.4	3.9	4.2	6.4	8.7	0.8	0.5	0.2	0.2	3.0
Malaysia	548	3,770.4	938.2	911.6	833.9	832.2	928.2	12,130.7	3,248.3	3,006.2	2,829.5	2,757.9	3,027.1
Maldives	556	32.9	6.2	6.6	3.6	3.0	3.0	3.2	0.6	1.3	1.5	1.2	0.8
Mongolia	948	31.7	6.0	6.3	4.5	7.5	7.8	2.8	0.9	1.1	3.1	0.3	4.0
Myanmar	518	260.0	73.6	60.0	47.2	48.0	47.4	64.3	17.5	17.7	15.9	15.6	22.5
Nauru	836	0.4	0.0	0.0	0.0	0.0	0.3	0.0	....	....	....	0.0	....
Nepal	558	145.4	40.3	40.4	27.3	31.9	47.3	3.9	0.8	1.2	1.1	1.2	0.7

# China, P.R.: Hong Kong (532)

In Millions of U.S. Dollars

		Exports (FOB)						Imports (CIF)					
		2015	2015Q3	2015Q4	2016Q1	2016Q2	2016Q3	2015	2015Q3	2015Q4	2016Q1	2016Q2	2016Q3
Papua New Guinea	853	43.0	10.2	11.3	5.7	8.6	12.3	1.1	0.2	0.2	0.1	0.3	0.2
Philippines	566	3,330.1	866.4	811.3	748.2	838.9	831.2	7,287.3	1,939.3	1,809.5	1,622.6	1,878.8	2,020.9
Samoa	862	1.5	0.4	0.8	0.5	0.3	0.5	0.0	0.0	....	0.0	....	....
Solomon Islands	813	6.9	1.3	2.0	1.6	1.5	1.4	2.9	0.7	0.0	0.0	0.1	0.0
Sri Lanka	524	516.8	119.0	144.8	129.5	120.3	129.0	131.9	30.7	28.4	31.2	27.3	32.0
Thailand	578	6,340.1	1,580.6	1,524.3	1,596.0	1,450.0	1,515.6	10,975.2	2,859.1	2,816.9	2,451.3	2,602.2	2,743.6
Tonga	866	0.9	0.2	0.7	0.0	0.2	0.5	0.3	0.0	0.1	0.0	0.0	0.0
Tuvalu	869	0.1	0.0	0.0	0.0	0.0	0.1	....	....	....	....	....	....
Vanuatu	846	4.9	0.9	2.3	0.6	0.8	1.4	0.5	0.1	0.2	0.4	0.1	0.4
Vietnam	582	9,891.8	2,579.0	2,655.6	2,134.5	2,186.4	2,316.7	6,569.0	1,688.5	1,869.8	1,580.7	1,786.2	1,750.4
Asia n.s.	598	61.1	14.6	16.3	12.3	15.3	16.6	12.0	1.6	3.4	3.1	3.3	5.2
<b>Europe</b>	170	<b>6,357.9</b>	<b>1,691.2</b>	<b>1,981.9</b>	<b>1,560.7</b>	<b>1,677.8</b>	<b>1,738.5</b>	<b>1,981.1</b>	<b>394.8</b>	<b>421.1</b>	<b>396.1</b>	<b>566.7</b>	<b>473.8</b>
<b>Emerg. &amp; Dev. Europe</b>	903	<b>4,336.5</b>	<b>1,129.9</b>	<b>1,268.2</b>	<b>1,145.8</b>	<b>1,181.5</b>	<b>1,113.3</b>	<b>1,149.9</b>	<b>255.1</b>	<b>313.5</b>	<b>267.1</b>	<b>329.3</b>	<b>299.5</b>
Albania	914	10.6	1.9	3.5	2.0	2.5	1.5	0.4	0.0	0.1	0.1	0.1	0.2
Bosnia and Herzegovina	963	24.4	6.5	8.7	4.1	4.9	7.9	0.9	0.4	0.2	0.1	0.0	0.0
Bulgaria	918	64.6	19.0	18.2	15.6	23.2	21.9	48.9	13.0	13.8	11.4	10.9	16.7
Croatia	960	33.8	9.0	11.0	7.4	12.7	10.5	7.0	1.4	2.2	1.5	1.5	1.4
Gibraltar	823	1.8	0.5	0.5	0.2	0.2	0.4	0.6	0.2	0.0	0.2	0.1	0.1
Hungary	944	1,589.2	431.2	455.5	398.1	466.2	393.3	226.5	52.6	68.6	52.3	74.9	73.1
Macedonia, FYR	962	14.9	1.8	7.3	3.6	4.4	3.6	0.5	0.1	0.1	0.2	0.6	0.2
Montenegro	943	6.0	1.5	1.7	1.6	1.9	1.4	0.3	0.1	0.1	0.1	0.2	0.2
Poland	964	1,180.1	306.9	366.3	318.2	309.4	326.9	319.3	56.4	89.4	80.4	83.5	84.5
Romania	968	319.0	78.3	105.6	82.0	106.1	114.2	39.3	9.9	9.3	5.9	13.1	8.8
Serbia, Republic of	942	59.3	12.4	19.8	15.6	19.3	18.8	166.6	38.2	45.8	42.6	46.8	28.1
Turkey	186	1,032.8	261.1	270.0	297.4	230.6	212.9	339.5	82.7	84.0	72.5	97.6	86.2
<b>CIS</b>	901	<b>2,020.1</b>	<b>560.7</b>	<b>713.4</b>	<b>413.8</b>	<b>495.4</b>	<b>624.3</b>	<b>830.8</b>	<b>139.6</b>	<b>107.4</b>	<b>128.7</b>	<b>237.2</b>	<b>173.2</b>
Armenia	911	11.3	1.9	3.4	2.3	2.6	4.9	4.8	0.3	4.3	19.6	18.9	11.6
Azerbaijan, Rep. of	912	34.9	5.1	9.0	2.0	6.6	5.4	2.8	1.4	0.6	0.5	0.1	0.1
Belarus	913	49.3	20.2	13.7	11.3	10.4	15.1	6.7	1.4	1.2	1.1	1.0	1.7
Georgia	915	33.8	6.0	9.6	6.3	9.0	9.2	3.0	0.5	1.2	2.0	0.8	0.7
Kazakhstan	916	62.8	21.5	11.1	12.3	10.3	14.2	31.6	13.5	7.1	0.5	1.7	1.7
Kyrgyz Republic	917	5.4	1.6	2.1	1.7	1.2	1.4	0.1	0.0	0.0	0.1	0.1	0.2
Moldova	921	12.8	2.5	4.2	1.8	1.4	2.0	1.0	0.5	0.1	0.1	0.3	0.7
Russian Federation	922	1,654.4	461.7	605.7	344.9	416.5	527.5	758.3	116.7	87.2	102.0	209.8	151.2
Tajikistan	923	3.9	2.9	0.1	0.1	0.5	0.3	0.1	0.1	0.0	0.0	0.0	0.0
Turkmenistan	925	12.3	3.7	3.3	0.3	1.3	1.1	0.6	0.2	0.3	0.1	0.1	0.1
Ukraine	926	117.6	30.6	42.6	28.1	31.6	34.8	19.3	4.4	5.2	2.3	4.1	5.0
Uzbekistan	927	21.6	2.9	8.6	2.8	4.0	8.2	2.4	0.7	0.2	0.3	0.3	0.2
Europe n.s.	884	1.4	0.6	0.3	1.0	0.9	0.9	0.3	0.1	0.2	0.3	0.3	1.1
<b>Mid East, N Africa, Pak</b>	440	<b>9,603.7</b>	<b>2,286.3</b>	<b>2,588.3</b>	<b>2,788.7</b>	<b>2,621.9</b>	<b>2,518.2</b>	<b>5,797.0</b>	<b>1,306.0</b>	<b>1,545.4</b>	<b>1,429.0</b>	<b>1,329.5</b>	<b>1,207.4</b>
Afghanistan, I.R. of	512	9.4	2.1	0.7	1.1	0.7	2.0	0.2	0.0	0.0	0.1	0.0	0.0
Algeria	612	334.5	84.1	57.8	65.1	91.7	65.1	1.1	0.1	0.4	9.7	1.4	0.2
Bahrain, Kingdom of	419	98.0	28.1	35.6	29.5	27.5	30.7	42.3	7.8	10.8	9.4	12.8	10.1
Djibouti	611	1.5	0.0	0.3	0.3	0.6	0.8	0.8	0.0	0.2	0.0	0.0	0.4
Egypt	469	529.7	115.6	138.6	151.8	132.5	143.4	59.3	8.5	6.2	15.9	15.2	6.9
Iran, I.R. of	429	116.2	30.6	23.0	36.9	34.4	37.0	376.6	25.8	192.4	96.6	18.4	24.6
Iraq	433	62.5	27.4	20.0	32.4	29.9	31.3	2.5	0.6	0.6	0.9	0.9	0.7
Jordan	439	178.3	42.6	40.1	44.7	46.6	44.0	24.6	5.8	8.0	6.7	6.9	6.5
Kuwait	443	204.7	41.9	44.6	44.4	40.3	39.2	46.0	10.7	10.7	9.9	8.5	9.1
Lebanon	446	74.6	18.4	20.2	14.8	14.9	15.9	10.5	2.0	3.1	2.1	3.6	3.9
Libya	672	6.9	2.6	1.0	1.1	0.7	2.5	5.0	2.8	2.0	1.1	7.5	0.4
Mauritania	682	7.3	3.3	1.4	0.4	0.1	1.5	4.2	1.5	1.1	0.6	0.9	0.6
Morocco	686	105.8	18.1	35.8	23.4	21.3	17.6	104.3	27.0	22.8	22.4	24.6	28.4
Oman	449	101.5	23.8	23.0	26.0	30.6	33.2	46.4	13.5	18.1	15.4	14.8	17.2
Pakistan	564	486.4	113.2	171.5	131.8	115.5	118.3	244.0	56.3	42.5	41.6	32.1	29.7
Qatar	453	122.0	25.9	29.0	29.6	26.7	22.1	97.9	28.6	17.4	25.5	22.8	19.5
Saudi Arabia	456	934.2	186.1	270.1	292.7	253.2	234.2	644.0	156.6	187.8	105.6	165.7	103.6
Somalia	726	1.4	0.3	0.3	0.2	0.4	0.7	0.1	0.0	0.1	0.2	0.0	0.0
Sudan	732	11.4	3.2	2.6	3.0	2.8	0.9	1.7	0.2	0.4	0.6	0.4	0.6
Syrian Arab Republic	463	3.4	1.5	0.3	0.1	0.1	0.4	0.3	0.0	0.3	0.0	0.1	0.3

# China, P.R.: Hong Kong (532)

In Millions of U.S. Dollars

		Exports (FOB)						Imports (CIF)					
		2015	2015Q3	2015Q4	2016Q1	2016Q2	2016Q3	2015	2015Q3	2015Q4	2016Q1	2016Q2	2016Q3
Tunisia	744	156.4	40.6	49.6	47.4	60.1	39.2	7.3	1.9	1.9	1.6	2.9	2.3
United Arab Emirates	466	6,054.8	1,476.5	1,622.7	1,811.7	1,690.9	1,637.4	4,065.0	951.5	1,015.8	1,058.7	986.8	937.3
Yemen, Republic of	474	1.5	0.1	0.0	0.1	0.3	0.7	12.8	4.9	2.8	4.3	3.3	5.0
Middle East n.s.	489	1.1	0.4	0.0	0.0	0.0	0.1	0.1	0.0	0.0	0.0	0.0	0.0
<b>Sub-Saharan Africa</b>	<b>603</b>	<b>3,523.6</b>	<b>986.3</b>	<b>954.9</b>	<b>660.8</b>	<b>758.8</b>	<b>841.3</b>	<b>1,859.4</b>	<b>585.1</b>	<b>434.8</b>	<b>331.1</b>	<b>425.2</b>	<b>490.5</b>
Angola	614	96.9	31.4	21.0	4.7	5.4	5.2	24.1	0.7	0.3	1.0	0.2	0.1
Benin	638	10.6	1.4	2.6	2.6	0.9	1.7	0.1	....	0.0	....	0.1	0.1
Botswana	616	18.7	3.9	5.5	1.6	4.9	4.8	164.2	25.5	22.4	39.9	37.5	73.8
Burkina Faso	748	25.1	21.2	3.1	2.4	3.3	6.0	0.2	0.1	0.0	0.2	0.3	0.5
Burundi	618	16.2	0.8	3.5	0.5	0.0	0.6	0.0	0.0	0.0	0.0	0.0	0.0
Cabo Verde	624	10.4	4.3	1.2	0.6	0.4	0.5	0.0	0.0	0.0	....	0.0	0.0
Cameroon	622	97.8	10.9	41.3	16.8	18.4	49.7	2.1	0.6	0.7	0.7	0.7	2.3
Central African Rep.	626	1.0	0.3	0.1	0.5	1.4	0.5	0.0	0.0	0.0	0.0	....	0.0
Chad	628	11.8	3.0	2.4	1.1	0.6	1.0	0.0	0.0	....	0.0	....	0.0
Comoros	632	0.4	0.1	0.2	0.0	0.3	0.2	....	....	....	....	....	....
Congo, Dem. Rep. of	636	38.6	8.4	10.5	9.4	8.7	9.3	1.2	0.1	0.6	0.6	0.3	0.4
Congo, Republic of	634	22.1	5.8	7.3	3.5	5.2	8.9	1.0	0.1	0.7	1.9	0.4	0.5
Côte d'Ivoire	662	22.6	4.5	6.6	6.8	7.7	15.1	0.6	0.1	0.1	0.1	0.3	0.1
Equatorial Guinea	642	2.4	0.4	0.3	0.3	0.1	0.6	0.0	0.0	....	....	....	0.0
Ethiopia	644	200.0	41.3	38.9	38.2	21.9	37.6	24.8	4.1	12.1	4.8	6.6	4.1
Gabon	646	11.7	4.7	2.4	2.1	1.3	3.7	3.4	1.2	0.7	1.0	0.5	1.1
Gambia, The	648	1.0	0.3	0.1	0.1	0.4	0.6	0.2	0.1	0.1	0.0	0.0	0.0
Ghana	652	104.2	30.3	33.4	67.6	39.8	35.1	1.7	0.5	0.5	1.3	4.0	1.6
Guinea	656	18.0	11.3	0.9	5.5	3.8	1.7	3.3	0.7	0.8	0.5	0.9	0.5
Guinea-Bissau	654	2.1	0.3	0.3	0.5	0.3	0.2	....	....	....	0.0	0.0	....
Kenya	664	212.6	58.5	37.9	21.1	77.1	32.0	63.6	18.9	7.9	16.7	17.4	10.3
Lesotho	666	12.3	3.8	2.6	2.9	2.3	2.3	0.1	0.0	0.0	0.1	0.0	0.0
Liberia	668	10.1	3.1	0.6	1.2	0.8	0.8	0.1	0.0	0.0	0.2	0.1	0.1
Madagascar	674	38.2	10.3	8.8	7.4	9.8	9.0	5.9	0.8	1.7	1.9	1.3	1.2
Malawi	676	18.2	6.8	2.1	1.2	4.2	5.3	2.1	0.8	0.6	0.1	0.0	0.5
Mali	678	64.1	12.8	19.9	6.8	8.7	3.7	0.7	0.1	0.4	0.0	0.4	0.4
Mauritius	684	57.1	14.3	16.4	13.8	13.9	20.8	9.3	1.9	2.5	12.8	3.4	2.0
Mozambique	688	52.5	21.2	7.4	7.7	5.0	5.0	5.6	1.9	2.0	2.2	4.5	4.4
Namibia	728	14.3	5.1	7.8	5.9	1.7	1.4	15.3	4.6	3.6	3.3	4.4	1.7
Niger	692	24.1	20.7	0.9	0.7	8.5	1.6	0.1	0.0	0.0	0.0	0.0	0.0
Nigeria	694	802.2	219.8	251.5	124.6	161.1	191.5	44.4	9.9	11.7	10.3	23.7	9.7
Rwanda	714	49.0	13.2	10.8	8.8	12.6	15.8	0.9	0.1	0.0	0.2	0.1	0.1
São Tomé & Príncipe	716	1.9	0.6	0.3	0.5	0.3	0.4	0.1	0.0	....	0.0	0.0	0.0
Senegal	722	58.0	19.0	9.9	24.1	35.0	33.5	18.0	4.0	5.1	3.9	3.4	2.4
Seychelles	718	4.4	0.9	1.7	1.0	0.9	1.1	5.0	0.9	2.1	0.9	0.6	0.5
Sierra Leone	724	7.9	4.6	0.7	1.2	1.5	2.3	0.5	0.1	0.2	0.1	0.1	0.0
South Africa	199	1,016.6	298.6	290.2	184.9	187.2	225.9	1,335.7	476.2	327.8	204.2	282.8	346.8
South Sudan, Rep. of	733	9.3	2.4	4.6	1.7	0.4	0.1	0.0	....	....	0.0	0.0	....
Swaziland	734	6.1	1.4	1.3	1.8	1.5	3.2	9.5	0.1	0.1	0.1	0.1	0.0
Tanzania	738	148.2	43.1	30.6	16.2	24.5	26.4	27.1	4.7	6.6	4.8	7.9	7.8
Togo	742	75.0	17.6	34.5	34.0	48.8	47.8	9.5	2.4	2.7	1.7	2.0	2.8
Uganda	746	63.2	13.5	16.5	18.9	13.1	18.8	33.8	9.6	8.6	10.5	12.2	11.9
Zambia	754	33.2	7.0	7.7	6.1	11.7	7.9	16.0	1.4	9.2	1.8	3.6	0.9
Zimbabwe	698	32.7	2.7	8.4	3.5	3.3	2.1	28.5	12.8	2.9	3.2	5.5	1.7
Africa n.s.	799	0.8	0.5	0.0	0.0	0.2	0.2	0.5	0.0	0.0	....	0.0	0.0
<b>Western Hemisphere</b>	<b>205</b>	<b>9,645.5</b>	<b>2,623.3</b>	<b>2,588.2</b>	<b>1,950.7</b>	<b>2,202.9</b>	<b>2,166.6</b>	<b>4,422.8</b>	<b>803.6</b>	<b>953.5</b>	<b>1,419.6</b>	<b>1,266.6</b>	<b>1,019.3</b>
Argentina	213	927.0	298.6	248.5	213.4	206.3	125.1	261.9	54.5	63.1	57.5	60.7	53.4
Aruba	314	6.0	0.8	2.2	0.6	0.7	0.9	0.1	0.0	0.0	0.0	0.4	0.6
Bahamas, The	313	2.6	0.6	0.4	1.6	0.1	3.7	0.4	0.2	0.2	0.2	0.1	0.1
Barbados	316	7.2	1.6	2.3	0.7	2.3	1.5	0.2	0.1	0.1	0.0	0.0	0.0
Belize	339	1.7	0.1	0.2	0.5	9.2	0.6	0.6	0.0	0.2	0.1	0.6	0.3
Bolivia	218	68.3	21.7	19.0	7.6	6.6	10.8	5.7	2.6	1.0	0.6	3.0	0.6
Brazil	223	1,375.6	364.5	264.2	264.3	329.8	336.8	2,112.2	378.8	457.1	569.8	665.0	543.3
Chile	228	615.0	139.1	174.3	130.5	174.5	169.9	521.5	23.2	57.9	398.7	208.8	38.3
Colombia	233	694.8	173.3	240.8	98.8	124.9	123.4	32.4	8.3	7.0	10.6	15.5	12.6

# China, P.R.: Hong Kong (532)

In Millions of U.S. Dollars

		Exports (FOB)						Imports (CIF)					
		2015	2015Q3	2015Q4	2016Q1	2016Q2	2016Q3	2015	2015Q3	2015Q4	2016Q1	2016Q2	2016Q3
Costa Rica	238	130.3	37.9	31.2	19.0	49.4	28.5	219.7	52.0	48.4	49.0	63.6	77.3
Dominican Republic	243	138.6	29.8	39.3	20.9	23.4	25.5	19.8	6.6	3.4	3.8	3.2	3.5
Ecuador	248	220.0	46.1	46.5	35.4	30.3	36.4	24.3	6.5	5.8	7.0	8.3	7.6
El Salvador	253	83.8	18.1	22.7	22.8	21.1	21.5	90.7	24.8	24.4	23.2	24.9	30.3
Greenland	326	0.0	0.0	0.0	0.0	0.0	0.0	....	....	....	....	....	....
Grenada	328	1.0	0.3	0.4	0.0	0.7	0.0	0.0	0.0	0.0	0.0	0.0	....
Guatemala	258	225.6	56.1	88.5	42.2	50.5	32.8	10.4	3.3	2.4	2.1	2.1	4.5
Guyana	336	1.3	0.4	0.5	0.2	1.1	0.3	17.0	5.6	4.8	3.6	4.0	3.7
Haiti	263	16.6	7.0	3.8	2.7	6.5	3.8	3.0	0.9	0.8	0.7	0.7	0.7
Honduras	268	93.8	21.3	31.4	26.2	25.3	20.6	5.6	0.6	1.3	2.2	2.3	0.7
Jamaica	343	17.1	3.5	2.4	7.0	6.2	6.2	2.0	0.1	1.0	0.5	0.2	0.4
Mexico	273	3,788.2	1,095.4	1,056.7	763.4	857.2	953.6	740.6	176.0	207.2	169.4	139.5	172.7
Nicaragua	278	62.7	15.7	20.1	14.0	15.7	12.7	10.8	2.1	2.6	2.8	4.9	4.0
Panama	283	267.3	73.9	70.5	51.0	49.9	60.3	38.8	6.9	15.2	9.8	10.2	8.9
Paraguay	288	157.8	32.9	34.2	49.7	36.1	32.3	34.7	7.1	4.6	4.7	2.9	2.1
Peru	293	422.7	104.3	117.0	114.4	132.8	111.7	165.3	18.5	21.4	79.2	21.2	23.6
Suriname	366	7.2	1.0	2.8	4.4	1.5	4.1	11.1	1.6	4.1	3.6	1.6	2.7
Trinidad and Tobago	369	28.8	3.9	4.5	16.0	6.1	18.2	2.0	0.4	0.5	0.5	0.5	5.9
Uruguay	298	97.4	25.4	19.8	24.9	23.6	14.0	60.8	12.8	13.2	14.7	14.6	13.7
Venezuela, Rep. Bol.	299	138.1	37.7	32.1	11.0	4.0	5.5	12.1	3.7	2.3	2.2	1.7	3.0
Western Hem. n.s.	399	48.6	12.4	12.0	7.3	7.0	5.7	18.9	6.4	3.6	2.9	6.2	4.7
<b>Other Countries n.i.e</b>	910	<b>11.4</b>	<b>2.3</b>	<b>4.3</b>	<b>2.9</b>	<b>2.9</b>	<b>1.6</b>	<b>35.8</b>	<b>12.1</b>	<b>9.0</b>	<b>6.2</b>	<b>9.9</b>	<b>10.1</b>
Cuba	928	6.4	1.3	3.0	1.6	1.2	0.7	33.8	11.5	8.6	6.1	9.8	10.0
Korea, Dem. People's Rep.	954	5.0	1.1	1.2	1.3	1.7	0.9	2.0	0.6	0.4	0.1	0.2	0.1
<b>Special Categories</b>	899	<b>28.2</b>	<b>6.7</b>	<b>7.8</b>	<b>8.4</b>	<b>6.8</b>	<b>6.6</b>	<b>22.4</b>	<b>5.4</b>	<b>6.1</b>	<b>6.0</b>	<b>6.3</b>	<b>6.2</b>
<b>Countries &amp; Areas n.s.</b>	898	....	....	....	....	<b>0.0</b>	....	....	....	....	....	....	....
<b>Memorandum Items</b>													
Africa	605	4,132.6	1,133.5	1,098.1	798.9	935.4	967.1	1,978.8	615.9	461.7	366.2	455.4	523.1
Middle East	405	8,489.6	2,021.5	2,268.3	2,516.0	2,328.7	2,272.0	5,433.3	1,218.8	1,476.0	1,352.2	1,267.2	1,145.1
European Union	998	43,278.7	11,356.3	11,736.4	9,426.0	10,735.8	11,156.0	36,018.6	8,502.3	9,135.0	7,996.5	8,139.5	8,929.1
Export earnings: fuel	080	11,930.3	2,974.7	3,393.7	3,039.3	3,012.1	3,091.7	6,289.0	1,368.6	1,585.8	1,476.5	1,509.6	1,322.4
Export earnings: nonfuel	092	453,586.3	118,926.7	118,422.3	97,274.5	109,520.3	118,367.0	516,312.0	132,130.0	134,223.6	111,404.7	124,275.9	133,686.3

# China, P.R.: Macao (546)

In Millions of U.S. Dollars

		Exports (FOB)						Imports (CIF)					
		2015	2015Q3	2015Q4	2016Q1	2016Q2	2016Q3	2015	2015Q3	2015Q4	2016Q1	2016Q2	2016Q3
IFS World		1,339.0	338.2	316.9	337.7	301.2	328.6	10,602.8	2,621.2	2,649.7	2,113.5	2,048.6	2,330.9
World	001	1,249.8	309.0	301.4	277.6	268.1	283.6	10,627.2	2,640.8	2,662.2	4,418.0	2,212.9	2,366.3
Advanced Economies	110	898.4	223.4	199.2	215.3	199.8	210.1	6,456.6	1,541.8	1,487.5	1,382.9	1,222.3	1,258.0
Euro Area	163	25.3	4.0	6.8	6.2	6.5	5.2	2,116.2	518.0	510.1	490.1	449.8	447.9
Austria	122	0.3	0.1	0.0	0.0 r	0.0 r	....	7.7	1.7	1.5	0.8 r	0.7 r	2.0 r
Belgium	124	2.3	0.5	0.6	0.1 r	0.4 r	0.3 r	15.7	3.6	3.3	2.7 r	4.6 r	4.5 r
Cyprus	423	....	....	....	....	....	....	0.2	0.1	0.0	0.5 r	0.2 r	0.0 r
Estonia	939	....	....	....	....	....	....	0.0	....	0.0	....	0.0 r	0.0 r
Finland	172	0.0	....	....	....	....	....	7.7	0.5	1.0	0.7 r	1.2 r	0.6 r
France	132	5.6	0.7	1.9	1.6 r	1.2 r	1.2 r	731.0	159.2	175.1	168.9 r	158.6 r	165.8 r
Germany	134	6.3	1.2	1.8	2.4 r	1.0 r	1.0 r	260.2	64.3	69.2	46.4 r	52.4 r	49.3 r
Greece	174	0.0	0.0	....	....	....	....	4.1	0.9	0.6	0.5 r	0.9 r	0.2 r
Ireland	178	3.4	0.1	1.0	0.4 r	1.2 r	1.0 r	74.1	20.6	13.2	16.5 r	19.5 r	15.3 r
Italy	136	1.8	0.2	0.5	0.2 r	0.1 r	0.0 r	712.2	186.6	164.8	199.7 r	149.1 r	161.7 r
Latvia	941	....	....	....	....	....	....	0.0	....	0.0	0.0 r	....	....
Lithuania	946	....	....	....	....	....	....	0.1	0.0	0.0	0.0 r	0.1 r	0.1 r
Luxembourg	137	....	....	....	....	....	....	0.0	0.0	0.0	0.0 r	....	....
Malta	181	....	....	....	....	....	....	0.2	0.1	0.0	0.1 r	0.0 r	0.0 r
Netherlands	138	5.1	1.1	0.9	1.4 r	2.1 r	1.7 r	213.0	61.1	58.2	34.2 r	30.3 r	29.8 r
Portugal	182	0.1	....	0.0	0.0 r	0.4 r	0.0 r	34.9	8.0	9.5	7.7 r	20.4 r	6.9 r
Slovak Republic	936	....	....	....	....	....	....	2.0	1.0	0.1	0.1 r	0.0 r	0.1 r
Slovenia	961	....	....	....	....	....	....	2.5	0.2	0.4	1.0 r	1.5 r	0.6 r
Spain	184	0.4	....	0.0	....	0.1 r	0.0 r	50.6	10.4	13.0	10.5 r	10.2 r	10.9 r
Australia	193	2.8	0.9	0.4	0.9 r	0.2 r	0.2 r	84.3	20.5	22.3	24.2 r	23.2 r	54.1 r
Canada	156	1.5	0.4	0.2	0.3 r	0.4 r	0.5 r	50.1	11.2	14.4	13.2 r	10.2 r	6.3 r
China, P.R.: Hong Kong	532	792.4	197.1	172.9	192.6 r	176.1 r	181.7 r	934.0	283.8	242.6	225.4 r	186.6 r	181.5 r
Czech Republic	935	0.0	0.0	0.0	....	0.0 r	....	2.5	0.6	0.9	0.2 r	0.3 r	1.9 r
Denmark	128	....	....	....	....	....	....	8.0	1.3	2.4	5.0 r	1.8 r	1.8 r
Iceland	176	0.0	....	0.0	....	....	....	0.1	0.0	0.0	0.0 r	0.0 r	0.1 r
Israel	436	0.3	0.0	0.2	0.1 r	0.0 r	0.8 r	8.2	5.4	0.4	0.8 r	0.6 r	0.7 r
Japan	158	29.6	8.6	8.3	8.2 r	8.2 r	11.2 r	901.5	162.3	174.2	144.7 r	144.8 r	158.6 r
Korea, Republic of	542	0.6	0.2	0.1	0.1 r	0.2 r	0.2 r	158.3	39.5	31.2	38.1 r	40.6 r	49.9 r
New Zealand	196	0.2	0.1	....	0.1 r	0.2 r	0.1 r	48.8	10.5	9.4	6.4 r	7.2 r	15.4 r
Norway	142	....	....	....	....	....	....	7.4	2.3	1.8	1.9 r	2.2 r	2.7 r
Singapore	576	9.7	2.3	2.1	1.8 r	1.4 r	2.1 r	184.4	42.6	41.1	32.1 r	28.3 r	38.7 r
Sweden	144	....	....	....	....	....	....	9.5	2.3	2.6	3.5 r	4.0 r	3.8 r
Switzerland	146	0.9	0.5	0.3	0.1 r	0.1 r	0.3 r	847.6	200.0	188.8	168.4 r	143.4 r	120.1 r
Taiwan Prov. of China	528	7.6	1.9	1.6	0.5 r	1.2 r	1.8 r	173.0	45.5	46.5	38.1 r	43.0 r	40.1 r
United Kingdom	112	2.8	0.9	0.2	0.0 r	0.3 r	0.6 r	210.5	50.7	50.9	36.4 r	32.1 r	34.7 r
United States	111	24.6	6.5	6.0	4.4 r	5.0 r	5.5 r	712.2	145.5	147.6	154.1 r	104.2 r	99.7 r
<b>Emerg. &amp; Dev. Economies</b>	<b>200</b>	<b>262.7</b>	<b>71.2</b>	<b>70.2</b>	<b>62.4</b>	<b>68.4</b>	<b>73.5</b>	<b>4,148.2</b>	<b>1,097.5</b>	<b>1,174.0</b>	<b>3,034.7</b>	<b>990.1</b>	<b>1,107.3</b>
<b>Emerg. &amp; Dev. Asia</b>	<b>505</b>	<b>252.2</b>	<b>68.2</b>	<b>66.1</b>	<b>61.4</b>	<b>66.1</b>	<b>69.6</b>	<b>3,935.8</b>	<b>1,046.5</b>	<b>1,126.6</b>	<b>925.7</b>	<b>952.8</b>	<b>976.6</b>
Bangladesh	513	0.1	0.0	0.0	....	0.0 r	....	4.5	1.2	0.9	1.1 r	0.9 r	1.3 r
Bhutan	514	....	....	....	....	....	....	0.0	0.0	....	0.0 r	0.0 r	....
Brunei Darussalam	516	....	....	....	....	....	....	0.0	0.0	0.0	....	....	....
Cambodia	522	1.0	0.2	0.1	....	0.0 r	0.1 r	8.5	1.8	1.0	1.7 r	0.7 r	0.5 r
China, P.R.: Mainland	924	228.0	62.1	60.2	51.4 r	59.5 r	61.9 r	3,590.4	965.7	1,050.6	857.7 r	890.8 r	895.8 r
Fiji	819	....	....	....	....	....	....	....	....	....	....	0.1 r	....
F.T. French Polynesia	887	....	....	....	....	....	....	0.0	....	....	....	....	....
F.T. New Caledonia	839	0.0	0.0	....	....	....	....	3.0	0.0	0.0	0.0 r	0.0 r	....
India	534	4.5	0.4	0.9	1.4 r	2.3 r	1.9 r	12.0	4.8	3.1	3.4 r	2.2 r	2.1 r
Indonesia	536	1.2	0.0	0.0	0.0 r	1.0 r	0.1 r	38.8	10.2	9.7	8.3 r	6.3 r	7.0 r
Lao People's Dem. Rep.	544	0.0	0.0	....	....	....	....	10.5	0.0	0.6	0.1 r	0.0 r	0.1 r
Malaysia	548	8.1	4.0	0.9	0.7 r	0.5 r	0.3 r	77.7	20.4	16.5	15.6 r	14.5 r	20.1 r
Maldives	556	....	....	....	....	....	....	1.1	....	....	....	....	0.0 r
Myanmar	518	0.0	0.0	0.0	....	0.0 r	....	1.7	0.5	0.5	0.4 r	0.3 r	0.4 r
Nepal	558	....	....	....	....	....	....	0.1	0.0	....	....	0.0 r	....
Papua New Guinea	853	0.0	....	....	....	....	....	....	....	....	....	....	....
Philippines	566	5.1	0.5	2.4	7.5 r	1.8 r	3.1 r	40.3	4.4	4.5	4.5 r	6.5 r	5.2 r
Solomon Islands	813	....	....	....	....	....	....	10.0	....	....	....	....	....

# China, P.R.: Macao (546)

In Millions of U.S. Dollars

		Exports (FOB)						Imports (CIF)					
		2015	2015Q3	2015Q4	2016Q1	2016Q2	2016Q3	2015	2015Q3	2015Q4	2016Q1	2016Q2	2016Q3
Sri Lanka	524	0.0	....	....	....	0.4 r	1.0 r	1.5	0.5	0.4	0.2 r	0.2 r	0.5 r
Thailand	578	0.1	0.0	0.0	0.3 r	0.1 r	0.1 r	97.4	26.6	26.5	23.1 r	20.4 r	29.4 r
Vietnam	582	4.0	1.0	1.6	0.2 r	0.6 r	1.1 r	38.3	10.3	12.2	9.8 r	10.0 r	14.2 r
<b>Europe</b>	170	<b>0.1</b>	<b>0.1</b>	....	<b>0.0</b>	<b>0.0</b>	<b>1.0</b>	<b>75.1</b>	<b>17.9</b>	<b>12.0</b>	<b>13.6</b>	<b>9.2</b>	<b>61.8</b>
<b>Emerg. &amp; Dev. Europe</b>	903	<b>0.1</b>	<b>0.1</b>	....	<b>0.0</b>	....	<b>1.0</b>	<b>62.8</b>	<b>17.1</b>	<b>11.0</b>	<b>12.9</b>	<b>8.6</b>	<b>61.2</b>
Albania	914	....	....	....	....	....	....	0.6	0.1	0.1	0.1 r	0.0 r	0.1 r
Bosnia and Herzegovina	963	....	....	....	....	....	....	0.4	0.2	0.1	0.0 r	0.0 r	0.2 r
Bulgaria	918	....	....	....	....	....	....	2.0	0.5	0.4	0.4 r	0.3 r	0.9 r
Croatia	960	....	....	....	....	....	....	0.3	0.1	0.1	0.2 r	0.1 r	0.1 r
Faroe Islands	816	....	....	....	....	....	....	0.1	....	....	....	....	....
Hungary	944	0.1	0.1	....	0.0 r	....	1.0 r	20.7	5.4	3.4	0.3 r	0.4 r	0.2 r
Macedonia, FYR	962	....	....	....	....	....	....	0.1	0.0	0.0	0.0 r	0.0 r	0.0 r
Poland	964	....	....	....	....	....	....	5.5	1.4	1.6	2.0 r	2.0 r	1.6 r
Romania	968	0.0	....	....	....	....	....	11.7	3.4	2.0	4.9 r	3.1 r	3.0 r
Serbia, Republic of	942	....	....	....	....	....	....	0.6	0.2	0.1	0.2 r	0.1 r	0.1 r
Turkey	186	....	....	....	....	....	....	20.9	5.7	3.3	4.6 r	2.5 r	54.9 r
<b>CIS</b>	901	....	....	....	....	<b>0.0</b>	....	<b>12.3</b>	<b>0.8</b>	<b>1.0</b>	<b>0.8</b>	<b>0.6</b>	<b>0.7</b>
Armenia	911	....	....	....	....	....	....	0.1	0.0	0.0	0.0 r	....	0.0 r
Belarus	913	....	....	....	....	....	....	0.0	0.0	....	0.0 r	....	0.0 r
Georgia	915	....	....	....	....	....	....	0.0	0.0	0.0	0.0 r	0.0 r	0.0 r
Moldova	921	....	....	....	....	....	....	0.6	0.1	0.1	0.1 r	0.0 r	0.1 r
Russian Federation	922	....	....	....	....	0.0 r	....	11.6	0.6	0.9	0.5 r	0.6 r	0.4 r
Turkmenistan	925	....	....	....	....	....	....	0.0	0.0	0.0	0.0 r	0.0 r	0.0 r
Ukraine	926	....	....	....	....	....	....	0.0	0.0	0.0	0.0 r	0.0 r	0.1 r
<b>Mid East, N Africa, Pak</b>	440	<b>8.1</b>	<b>1.7</b>	<b>3.6</b>	<b>0.9</b>	<b>1.9</b>	<b>2.4</b>	<b>42.7</b>	<b>10.2</b>	<b>11.5</b>	<b>14.6</b>	<b>10.8</b>	<b>9.8</b>
Djibouti	611	0.8	....	0.8	....	....	0.3 r	....	....	....	....	....	....
Egypt	469	0.4	0.1	0.1	....	0.0 r	0.1 r	1.9	0.2	0.1	0.3 r	0.1 r	0.0 r
Iran, I.R. of	429	....	....	....	....	....	....	0.1	....	0.0	0.0 r	....	....
Iraq	433	....	....	....	....	....	....	0.0	....	....	....	....	....
Jordan	439	0.0	0.0	0.0	....	....	0.1 r	0.1	0.0	....	0.0 r	0.0 r	....
Lebanon	446	....	....	....	....	....	....	0.1	0.0	....	0.0 r	....	....
Mauritania	682	....	....	....	....	....	....	....	....	....	....	....	0.0 r
Morocco	686	0.2	0.0	0.1	....	....	0.1 r	1.0	0.6	0.2	0.5 r	0.5 r	0.2 r
Oman	449	....	....	....	....	....	....	....	....	....	....	0.0 r	....
Pakistan	564	....	....	....	....	....	....	1.1	0.1	0.2	0.2 r	0.2 r	0.1 r
Qatar	453	....	....	....	....	....	....	0.0	....	....	....	0.0 r	0.0 r
Saudi Arabia	456	....	....	....	....	....	....	28.5	6.7	8.6	12.2 r	9.6 r	8.7 r
Syrian Arab Republic	463	....	....	....	....	....	....	0.0	0.0	....	....	....	....
Tunisia	744	....	....	....	....	....	....	2.9	0.7	0.5	1.1 r	0.3 r	0.6 r
United Arab Emirates	466	6.7	1.6	2.5	0.9 r	1.9 r	1.8 r	7.0	1.8	1.9	0.3 r	0.0 r	0.1 r
West Bank and Gaza	487	....	....	....	....	....	....	0.0	....	0.0	....	0.0 r	....
<b>Sub-Saharan Africa</b>	603	<b>0.1</b>	<b>0.0</b>	<b>0.0</b>	....	....	....	<b>34.2</b>	<b>8.0</b>	<b>6.1</b>	<b>5.1</b>	<b>4.8</b>	<b>9.9</b>
Cameroon	622	....	....	....	....	....	....	0.0	....	....	....	....	....
Congo, Republic of	634	....	....	....	....	....	....	0.0	....	....	....	....	....
Ethiopia	644	....	....	....	....	....	....	0.0	....	0.0	0.0 r	0.0 r	0.0 r
Ghana	652	0.0	....	....	....	....	....	0.0	0.0	0.0	0.0 r	0.0 r	0.0 r
Kenya	664	....	....	....	....	....	....	0.8	0.2	0.2	0.3 r	0.3 r	0.3 r
Madagascar	674	....	....	....	....	....	....	0.3	0.0	0.0	0.0 r	0.1 r	0.0 r
Malawi	676	....	....	....	....	....	....	0.1	0.0	0.1	0.0 r	....	0.0 r
Mauritius	684	....	....	....	....	....	....	0.1	0.0	0.0	0.0 r	0.0 r	0.1 r
Mozambique	688	....	....	....	....	....	....	0.0	0.0	0.0	....	....	....
Namibia	728	....	....	....	....	....	....	0.0	0.0	0.0	....	0.0 r	....
Nigeria	694	0.0	....	....	....	....	....	0.2	0.1	0.1	0.1 r	0.1 r	0.2 r
Senegal	722	....	....	....	....	....	....	0.1	0.0	0.0	0.0 r	0.0 r	0.0 r
Seychelles	718	....	....	....	....	....	....	0.0	0.0	0.0	0.0 r	....	....
South Africa	199	0.0	0.0	0.0	....	....	....	30.4	7.2	5.3	4.2 r	4.0 r	8.7 r
Tanzania	738	....	....	....	....	....	....	1.4	0.3	0.4	0.3 r	0.3 r	0.5 r
Uganda	746	....	....	....	....	....	....	0.6	0.1	0.0	0.0 r	0.0 r	0.0 r
Zimbabwe	698	0.0	....	0.0	....	....	....	0.1	0.1	0.0	0.0 r	0.0 r	0.1 r

# China, P.R.: Macao (546)

In Millions of U.S. Dollars

		Exports (FOB)						Imports (CIF)					
		2015	2015Q3	2015Q4	2016Q1	2016Q2	2016Q3	2015	2015Q3	2015Q4	2016Q1	2016Q2	2016Q3
<b>Western Hemisphere</b>	205	<b>2.2</b>	<b>1.1</b>	<b>0.5</b>	<b>0.1</b>	<b>0.3</b>	<b>0.5</b>	<b>60.4</b>	<b>14.9</b>	<b>17.8</b>	<b>2,075.7</b>	<b>12.4</b>	<b>49.2</b>
Argentina	213	0.1	0.0	0.0	0.0 r	0.1 r	....	4.9	1.4	1.2	1.3 r	1.7 r	1.5 r
Bahamas, The	313	....	....	....	....	....	....	0.1	0.0	0.0	0.0 r	0.0 r	0.0 r
Barbados	316	....	....	....	....	....	....	....	....	....	0.0 r	....	....
Bermuda	319	....	....	....	....	....	....	0.0	....	0.0	....	....	....
Bolivia	218	....	....	....	....	....	....	0.0	0.0	....	....	0.0 r	....
Brazil	223	0.0	0.0	....	....	....	0.0 r	40.4	11.2	10.9	2,072.1 r	8.7 r	44.5 r
Chile	228	0.0	0.0	0.0	0.0 r	0.0 r	0.0 r	3.1	0.6	0.6	0.9 r	0.7 r	0.7 r
Colombia	233	0.1	0.1	0.0	....	0.0 r	....	0.7	0.1	0.2	0.1 r	0.0 r	0.3 r
Costa Rica	238	....	....	....	....	....	....	0.0	0.0	0.0	0.0 r	0.0 r	0.0 r
Dominican Republic	243	....	....	....	....	....	....	1.7	0.1	0.2	0.1 r	0.1 r	0.1 r
Ecuador	248	....	....	....	....	....	....	0.1	0.0	0.0	0.0 r	0.1 r	0.1 r
El Salvador	253	....	....	....	....	....	....	....	....	....	....	0.0 r	....
Greenland	326	....	....	....	....	....	....	0.1	0.0	0.0	0.0 r	0.0 r	0.0 r
Guatemala	258	....	....	....	....	....	....	0.0	0.0	0.0	0.0 r	0.0 r	0.0 r
Guyana	336	....	....	....	....	....	....	0.0	....	....	....	....	....
Haiti	263	....	....	....	....	....	....	0.0	0.0	....	....	....	....
Honduras	268	....	....	....	....	....	....	0.0	0.0	....	0.0 r	0.0 r	....
Jamaica	343	....	....	....	....	....	....	0.1	0.0	0.0	0.1 r	0.0 r	0.0 r
Mexico	273	0.1	....	0.0	0.0 r	0.0 r	0.0 r	7.4	1.0	3.7	1.0 r	0.8 r	1.6 r
Nicaragua	278	....	....	....	....	....	....	0.1	0.0	0.0	0.0 r	0.0 r	....
Panama	283	1.9	1.0	0.5	....	0.2 r	0.5 r	0.1	0.0	0.0	0.0 r	0.0 r	....
Paraguay	288	....	....	....	....	....	....	0.1	0.0	0.0	....	....	....
Peru	293	0.0	....	0.0	0.0 r	0.0 r	....	1.6	0.2	0.7	0.2 r	0.2 r	0.3 r
Trinidad and Tobago	369	....	....	....	....	....	....	0.0	0.0	0.0	0.0 r	....	....
Uruguay	298	....	....	....	....	....	....	0.1	0.0	0.0	0.0 r	0.0 r	0.1 r
Venezuela, Rep. Bol.	299	....	....	....	....	....	....	0.0	0.0	0.0	0.0 r	....	0.0 r
Western Hem. n.s.	399	....	....	....	....	....	....	....	....	....	....	....	0.0 r
<b>Other Countries n.i.e</b>	910	<b>....</b>	<b>....</b>	<b>....</b>	<b>....</b>	<b>....</b>	<b>....</b>	<b>8.0</b>	<b>1.1</b>	<b>0.6</b>	<b>0.3</b>	<b>0.3</b>	<b>0.9</b>
Cuba	928	....	....	....	....	....	....	8.0	1.1	0.6	0.3 r	0.3 r	0.9 r
<b>Special Categories</b>	899	<b>42.3</b>	<b>....</b>	<b>....</b>	<b>....</b>	<b>....</b>	<b>....</b>	<b>0.1</b>	<b>....</b>	<b>....</b>	<b>....</b>	<b>....</b>	<b>....</b>
<b>Countries &amp; Areas n.s.</b>	898	<b>46.4</b>	<b>14.4</b>	<b>32.0</b>	<b>....</b>	<b>....</b>	<b>....</b>	<b>14.3</b>	<b>0.3</b>	<b>0.1</b>	<b>0.1 r</b>	<b>0.2 r</b>	<b>0.0 r</b>
<b>Memorandum Items</b>													
Africa	605	1.1	0.0	0.9	....	....	0.5	38.1	9.4	6.8	6.7	5.6	10.7
Middle East	405	7.1	1.7	2.7	0.9	1.9	1.9	37.6	8.7	10.6	12.8	9.8	8.9
European Union	998	28.3	4.9	7.0	6.3	6.8	6.7	2,386.9	583.7	574.4	543.1	493.9	495.9
Export earnings: fuel	080	6.8	1.6	2.5	0.9	1.9	1.8	48.2	9.3	11.7	13.3	10.5	9.9
Export earnings: nonfuel	092	1,243.0	307.3	298.8	276.8	266.2	281.8	10,579.0	2,631.4	2,650.4	4,404.7	2,202.3	2,356.4

# Colombia (233)

In Millions of U.S. Dollars

		Exports (FOB)						Imports (CIF)					
		2015	2015Q3	2015Q4	2016Q1	2016Q2	2016Q3	2015	2015Q3	2015Q4	2016Q1	2016Q2	2016Q3
IFS World		35,606.3	8,677.5	7,728.1	6,452.2	7,841.6	7,901.4	54,057.6	13,904.5	12,917.8	10,576.1	10,971.8	11,523.5
World	001	35,675.7	8,691.2	7,725.0	6,452.2	7,841.6	7,924.0	54,057.6	13,904.5	12,917.8	10,576.0	10,971.7	11,523.4
Advanced Economies	110	18,095.3	4,638.0	3,936.7	3,479.2	4,228.4	4,272.9	28,230.6	7,053.2	6,520.4	5,537.8	5,745.0	6,033.9
Euro Area	163	5,159.0	1,272.1	1,135.7	911.3	1,107.6	1,119.2	7,131.6	1,780.5	1,727.5	1,471.4	1,526.4	1,603.2
Austria	122	2.0	0.3	0.2	0.1 r	0.1 r	0.1 r	175.2	43.9	34.8	31.0 r	32.2 r	33.8 r
Belgium	124	481.5	123.3	118.0	92.7 r	112.6 r	113.8 r	223.6	54.2	58.9	38.4 r	39.9 r	41.9 r
Cyprus	423	0.3	....	0.2	....	....	....	0.0	0.0	0.0	0.0 r	0.0 r	0.0 r
Estonia	939	6.9	2.2	1.8	1.8 r	2.2 r	2.3 r	2.8	0.4	0.7	0.4 r	0.4 r	0.4 r
Finland	172	95.2	29.3	25.4	13.0 r	15.8 r	16.0 r	107.4	25.9	26.9	14.6 r	15.1 r	15.9 r
France	132	127.4	30.6	40.8	60.1 r	73.1 r	73.8 r	1,918.7	371.8	384.6	525.6 r	545.2 r	572.6 r
Germany	134	497.8	106.4	125.0	106.5 r	129.4 r	130.8 r	2,267.5	649.8	566.0	404.4 r	419.5 r	440.6 r
Greece	174	16.0	2.8	3.1	2.8 r	3.4 r	3.5 r	10.7	2.8	3.2	3.3 r	3.4 r	3.6 r
Ireland	178	111.4	30.2	26.4	24.1 r	29.3 r	29.6 r	177.3	43.5	39.2	24.8 r	25.7 r	27.0 r
Italy	136	490.8	132.7	79.0	91.6 r	111.3 r	112.5 r	823.7	216.2	212.8	167.5 r	173.8 r	182.5 r
Latvia	941	0.1	0.0	0.0	0.0 r	0.0 r	0.0 r	2.4	0.4	0.5	0.3 r	0.3 r	0.3 r
Lithuania	946	2.0	0.6	0.5	0.7 r	0.8 r	0.8 r	3.1	0.8	0.6	0.5 r	0.6 r	0.6 r
Luxembourg	137	0.1	0.1	0.0	0.0 r	0.0 r	0.0 r	7.4	2.3	1.6	2.2 r	2.3 r	2.4 r
Malta	181	0.5	0.1	0.1	0.2 r	0.2 r	0.2 r	1.8	0.3	0.3	0.1 r	0.1 r	0.1 r
Netherlands	138	1,391.2	356.4	326.8	242.0 r	294.1 r	297.2 r	359.4	86.9	121.5	38.3 r	39.8 r	41.8 r
Portugal	182	305.1	88.5	44.6	24.3 r	29.5 r	29.8 r	89.3	26.2	25.7	17.9 r	18.6 r	19.5 r
Slovak Republic	936	1.4	0.2	0.2	0.1 r	0.1 r	0.1 r	28.5	5.2	9.1	7.2 r	7.5 r	7.9 r
Slovenia	961	45.7	0.9	9.1	1.1 r	1.3 r	1.4 r	17.5	6.1	4.4	3.9 r	4.0 r	4.2 r
Spain	184	1,583.6	367.6	334.5	250.3 r	304.2 r	307.4 r	915.3	243.6	236.7	191.0 r	198.2 r	208.1 r
Australia	193	47.8	15.3	10.0	9.5 r	11.5 r	11.6 r	44.6	12.2	12.5	10.1 r	10.5 r	11.0 r
Canada	156	417.0	119.7	63.5	50.0 r	60.7 r	61.4 r	877.2	209.3	216.0	174.3 r	180.8 r	189.9 r
China,P.R.: Hong Kong	532	66.9	21.8	12.6	14.2 r	17.3 r	17.5 r	59.7	16.9	13.2	12.9 r	13.3 r	14.0 r
China,P.R.: Macao	546	0.2	....	0.1	....	....	....	0.0	0.0	0.0	....	....	....
Czech Republic	935	3.4	0.9	0.7	0.4 r	0.5 r	0.5 r	67.3	16.8	21.0	19.7 r	20.5 r	21.5 r
Denmark	128	44.4	11.9	3.1	3.2 r	3.9 r	3.9 r	124.0	33.5	22.7	23.2 r	24.0 r	25.2 r
Iceland	176	0.5	0.1	0.1	0.0 r	0.0 r	0.0 r	2.1	0.3	0.6	0.7 r	0.7 r	0.8 r
Israel	436	292.5	80.6	63.6	89.3 r	108.5 r	109.6 r	165.4	36.8	38.6	36.2 r	37.6 r	39.5 r
Japan	158	519.9	187.2	110.6	124.7 r	151.6 r	153.1 r	1,227.5	297.1	267.4	232.4 r	241.1 r	253.2 r
Korea, Republic of	542	229.4	93.8	40.2	30.7 r	37.3 r	37.7 r	1,155.4	248.2	278.3	255.3 r	264.8 r	278.1 r
New Zealand	196	11.8	3.0	3.5	5.0 r	6.1 r	6.1 r	8.7	2.7	1.8	2.1 r	2.1 r	2.2 r
Norway	142	40.0	12.2	8.8	6.7 r	8.1 r	8.2 r	53.4	16.9	10.0	3.4 r	3.6 r	3.7 r
Singapore	576	322.5	37.4	127.4	5.7 r	6.9 r	7.0 r	95.7	27.0	24.2	17.3 r	18.0 r	18.9 r
Sweden	144	43.0	11.5	11.1	10.8 r	13.1 r	13.3 r	142.0	37.4	42.3	45.1 r	46.8 r	49.2 r
Switzerland	146	419.9	117.7	96.9	87.3 r	106.1 r	107.2 r	433.3	133.2	97.0	59.0 r	61.2 r	64.3 r
Taiwan Prov.of China	528	32.8	8.4	3.8	4.4 r	5.3 r	5.4 r	523.1	135.1	118.6	96.6 r	100.2 r	105.3 r
United Kingdom	112	632.8	152.3	127.9	138.1 r	167.9 r	169.6 r	536.1	122.0	130.9	82.4 r	85.5 r	89.8 r
United States	111	9,811.4	2,492.2	2,116.9	1,988.0 r	2,416.1 r	2,441.5 r	15,583.4	3,927.3	3,497.9	2,995.7 r	3,107.7 r	3,264.0 r
Emerg. & Dev. Economies	200	16,283.6	3,765.0	3,590.2	2,843.0	3,455.2	3,491.5	24,215.3	6,424.5	5,969.6	4,690.4	4,865.9	5,110.6
Emerg. & Dev. Asia	505	2,562.2	652.1	599.9	557.4	677.5	684.6	12,523.7	3,325.4	3,077.6	2,301.6	2,387.7	2,507.7
American Samoa	859	....	....	....	....	....	....	1.7	....	....	....	....	....
Bangladesh	513	0.3	0.0	0.0	....	....	....	32.4	9.6	9.7	7.8 r	8.1 r	8.5 r
Bhutan	514	....	....	....	....	....	....	0.0	0.0	....	....	....	....
Brunei Darussalam	516	0.0	0.0	0.0	0.0 r	0.0 r	0.0 r	0.0	0.0	....	....	....	....
Cambodia	522	1.1	0.0	0.4	0.3 r	0.4 r	0.4 r	15.5	5.0	3.5	3.5 r	3.6 r	3.8 r
China,P.R.: Mainland	924	1,869.2	482.6	434.8	335.0 r	407.1 r	411.4 r	10,032.5	2,660.8	2,519.1	1,894.6 r	1,965.5 r	2,064.3 r
Fiji	819	0.2	....	0.1	0.1 r	0.2 r	0.2 r	0.0	....	....	....	....	....
F.T. French Polynesia	887	0.1	....	0.1	0.1 r	0.1 r	0.1 r	0.0	....	0.0	....	....	....
F.T. New Caledonia	839	0.0	0.0	....	....	....	....	....	....	....	....	....	....
Guam	829	0.1	0.0	0.0	0.0 r	0.0 r	0.0 r	....	....	....	....	....	....
India	534	524.9	137.5	134.2	189.3 r	230.1 r	232.5 r	1,199.2	322.1	243.6	186.8 r	193.8 r	203.5 r
Indonesia	536	6.5	1.5	2.6	2.3 r	2.8 r	2.8 r	218.4	55.4	50.7	38.8 r	40.3 r	42.3 r
Lao People's Dem.Rep	544	....	....	....	....	....	....	0.1	0.0	0.0	0.0 r	0.0 r	0.0 r
Malaysia	548	100.1	14.5	14.1	16.1 r	19.5 r	19.7 r	170.1	46.5	42.6	27.6 r	28.6 r	30.0 r
Maldives	556	0.0	0.0	....	....	....	....	....	....	....	....	....	....
Mongolia	948	....	....	....	....	....	....	0.1	....	0.0	....	....	....
Myanmar	518	0.0	0.0	....	....	....	....	0.1	0.0	0.0	0.1 r	0.1 r	0.1 r



# Colombia (233)

In Millions of U.S. Dollars

		Exports (FOB)						Imports (CIF)					
		2015	2015Q3	2015Q4	2016Q1	2016Q2	2016Q3	2015	2015Q3	2015Q4	2016Q1	2016Q2	2016Q3
Nepal	558	0.0	0.0	0.0	....	....	....	0.0	....	0.0	0.0 r	0.0 r	0.0 r
Palau	565	....	....	....	....	....	....	0.0	....	....	....	....	....
Papua New Guinea	853	0.2	0.1	....	....	....	....	0.0	0.0	....	....	....	....
Philippines	566	10.7	3.7	2.2	1.1 r	1.3 r	1.3 r	44.2	10.0	9.0	7.6 r	7.9 r	8.3 r
Samoa	862	....	....	....	....	....	....	3.0	1.9	0.1	....	....	....
Solomon Islands	813	....	....	....	....	....	....	0.1	....	0.0	....	....	....
Sri Lanka	524	0.4	0.1	0.1	0.3 r	0.3 r	0.3 r	17.2	4.1	5.4	5.0 r	5.2 r	5.5 r
Thailand	578	38.4	9.4	9.0	10.4 r	12.6 r	12.7 r	297.5	77.4	76.2	59.3 r	61.6 r	64.7 r
Tonga	866	0.2	0.2	....	....	....	....	....	....	....	....	....	....
Tuvalu	869	....	....	....	....	....	....	0.0	0.0	0.0	0.0 r	0.0 r	0.0 r
Vanuatu	846	0.0	0.0	0.0	....	....	....	....	....	....	....	....	....
Vietnam	582	9.1	2.4	2.2	2.4 r	3.0 r	3.0 r	491.2	132.5	117.5	70.4 r	73.1 r	76.7 r
Asia n.s.	598	0.7	....	....	....	....	....	0.3	0.0	0.1	0.0 r	0.0 r	0.0 r
<b>Europe</b>	<b>170</b>	<b>837.3</b>	<b>260.2</b>	<b>147.4</b>	<b>123.1</b>	<b>149.7</b>	<b>151.2</b>	<b>976.4</b>	<b>288.6</b>	<b>247.5</b>	<b>211.3</b>	<b>219.2</b>	<b>230.2</b>
<b>Emerg. &amp; Dev. Europe</b>	<b>903</b>	<b>721.4</b>	<b>223.4</b>	<b>122.7</b>	<b>107.0</b>	<b>130.0</b>	<b>131.4</b>	<b>526.3</b>	<b>160.5</b>	<b>153.1</b>	<b>104.5</b>	<b>108.4</b>	<b>113.8</b>
Albania	914	0.2	0.1	0.0	....	....	....	0.5	0.1	0.2	0.0 r	0.0 r	0.0 r
Bosnia and Herzegovina	963	....	....	....	....	....	....	1.2	0.2	0.1	0.2 r	0.2 r	0.2 r
Bulgaria	918	0.5	0.1	0.1	0.1 r	0.1 r	0.1 r	13.9	2.0	7.9	1.0 r	1.0 r	1.1 r
Croatia	960	19.2	5.2	0.2	0.3 r	0.4 r	0.4 r	85.4	49.1	32.6	0.3 r	0.3 r	0.4 r
Faroe Islands	816	....	....	....	....	....	....	0.0	....	....	....	....	....
Gibraltar	823	....	....	....	....	....	....	0.1	0.0	0.1	....	....	....
Hungary	944	1.1	0.3	0.2	0.1 r	0.1 r	0.1 r	65.7	15.2	15.2	13.3 r	13.8 r	14.5 r
Macedonia, FYR	962	0.0	....	0.0	0.0 r	0.0 r	0.0 r	0.4	0.3	0.1	0.0 r	0.0 r	0.0 r
Montenegro	943	0.0	0.0	0.0	0.0 r	0.0 r	0.0 r	....	....	....	....	....	....
Poland	964	15.1	4.2	3.4	3.2 r	3.9 r	3.9 r	90.2	23.1	26.4	33.0 r	34.2 r	36.0 r
Romania	968	13.1	4.5	4.5	2.0 r	2.4 r	2.5 r	27.0	6.7	7.1	5.8 r	6.1 r	6.4 r
Serbia, Republic of	942	0.0	....	....	....	....	....	2.0	0.4	1.3	1.7 r	1.7 r	1.8 r
Turkey	186	672.2	209.1	114.3	101.3 r	123.1 r	124.4 r	239.9	63.2	62.1	49.1 r	50.9 r	53.5 r
<b>CIS</b>	<b>901</b>	<b>115.9</b>	<b>36.8</b>	<b>24.7</b>	<b>16.2</b>	<b>19.6</b>	<b>19.9</b>	<b>449.6</b>	<b>128.1</b>	<b>94.1</b>	<b>106.6</b>	<b>110.6</b>	<b>116.2</b>
Armenia	911	0.1	....	....	....	....	....	0.0	0.0	0.0	....	....	....
Azerbaijan, Rep. of	912	0.3	0.2	0.0	0.0 r	0.0 r	0.0 r	0.0	0.0	0.0	....	....	....
Belarus	913	0.8	0.2	0.2	0.1 r	0.1 r	0.1 r	3.2	0.1	1.0	0.3 r	0.3 r	0.3 r
Georgia	915	4.1	2.7	0.3	0.7 r	0.8 r	0.8 r	1.8	0.3	0.3	0.1 r	0.1 r	0.1 r
Kazakhstan	916	1.0	0.2	0.2	0.1 r	0.2 r	0.2 r	3.0	0.9	0.5	0.4 r	0.4 r	0.4 r
Kyrgyz Republic	917	0.0	0.0	0.0	0.0 r	0.0 r	0.0 r	0.0	....	0.0	....	....	....
Moldova	921	0.1	0.0	0.0	0.0 r	0.0 r	0.0 r	0.1	0.0	0.0	0.0 r	0.0 r	0.0 r
Russian Federation	922	95.3	29.2	23.2	14.5 r	17.7 r	17.8 r	403.8	119.3	85.1	101.7 r	105.5 r	110.8 r
Tajikistan	923	0.1	0.0	0.0	0.0 r	0.0 r	0.0 r	....	....	....	....	....	....
Turkmenistan	925	0.0	0.0	0.0	....	....	....	0.1	0.0	0.0	....	....	....
Ukraine	926	14.1	4.2	0.8	0.7 r	0.9 r	0.9 r	36.9	7.0	7.1	4.0 r	4.2 r	4.4 r
Uzbekistan	927	0.0	....	....	....	....	....	0.6	0.4	0.1	0.2 r	0.2 r	0.2 r
Europe n.s.	884	....	....	....	....	....	....	0.5	0.0	0.3	0.2 r	0.3 r	0.3 r
<b>Mid East, N Africa, Pak</b>	<b>440</b>	<b>125.5</b>	<b>28.1</b>	<b>38.2</b>	<b>39.8</b>	<b>48.3</b>	<b>48.8</b>	<b>250.0</b>	<b>59.4</b>	<b>34.1</b>	<b>38.6</b>	<b>40.0</b>	<b>42.0</b>
Afghanistan, I.R. of	512	0.1	0.0	0.0	0.0 r	0.0 r	0.0 r	0.0	....	0.0	0.0 r	0.0 r	0.0 r
Algeria	612	6.9	0.9	0.1	0.1 r	0.2 r	0.2 r	17.2	....	0.0	0.0 r	0.0 r	0.0 r
Bahrain, Kingdom of	419	0.9	0.2	0.2	0.2 r	0.2 r	0.2 r	7.4	1.5	1.5	1.3 r	1.4 r	1.4 r
Djibouti	611	0.2	0.1	0.1	....	....	....	0.0	0.0	....	....	....	....
Egypt	469	6.6	3.9	1.0	0.8 r	1.0 r	1.0 r	11.1	3.5	2.0	1.9 r	2.0 r	2.1 r
Iran, I.R. of	429	0.7	0.1	0.3	0.5 r	0.6 r	0.6 r	0.3	0.1	0.2	0.3 r	0.3 r	0.4 r
Iraq	433	1.5	0.6	0.2	0.0 r	0.0 r	0.0 r	0.0	....	0.0	0.0 r	0.0 r	0.0 r
Jordan	439	9.5	1.7	4.5	5.2 r	6.3 r	6.3 r	3.2	0.9	0.9	1.5 r	1.6 r	1.7 r
Kuwait	443	4.0	0.8	0.8	1.1 r	1.3 r	1.4 r	0.0	0.0	....	....	....	....
Lebanon	446	51.2	8.1	20.5	19.0 r	23.1 r	23.3 r	0.7	0.3	0.1	0.1 r	0.1 r	0.1 r
Libya	672	1.2	0.0	0.2	0.2 r	0.3 r	0.3 r	0.2	....	....	....	....	....
Mauritania	682	0.0	0.0	0.0	....	....	....	0.0	....	0.0	0.1 r	0.1 r	0.1 r
Morocco	686	3.0	0.7	0.6	0.6 r	0.7 r	0.7 r	33.8	8.7	7.0	10.0 r	10.4 r	10.9 r
Oman	449	0.8	0.2	0.2	0.1 r	0.1 r	0.1 r	16.3	0.2	0.4	0.3 r	0.3 r	0.3 r
Pakistan	564	1.5	0.3	0.4	0.4 r	0.5 r	0.6 r	53.6	15.1	10.0	10.1 r	10.4 r	11.0 r
Qatar	453	0.6	0.1	0.1	0.1 r	0.1 r	0.1 r	5.8	0.9	0.8	0.9 r	0.9 r	0.9 r
Saudi Arabia	456	7.0	2.4	1.2	1.4 r	1.7 r	1.7 r	53.7	9.8	7.9	8.0 r	8.3 r	8.7 r

# Colombia (233)

In Millions of U.S. Dollars

		Exports (FOB)						Imports (CIF)					
		2015	2015Q3	2015Q4	2016Q1	2016Q2	2016Q3	2015	2015Q3	2015Q4	2016Q1	2016Q2	2016Q3
Somalia	726	....	....	....	....	....	....	0.0	0.0	0.0	....	....	....
Sudan	732	0.1	....	0.0	0.0 r	0.1 r	0.1 r	0.3	0.1	0.1	....	....	....
Syrian Arab Republic	463	2.4	0.2	0.3	0.1 r	0.2 r	0.2 r	0.2	0.0	0.0	0.0 r	0.0 r	0.1 r
Tunisia	744	1.7	0.3	0.5	0.0 r	0.0 r	0.0 r	4.1	0.9	0.7	0.8 r	0.8 r	0.9 r
United Arab Emirates	466	23.1	6.5	6.2	8.9 r	10.8 r	10.9 r	42.0	17.4	2.5	3.3 r	3.4 r	3.6 r
West Bank and Gaza	487	0.3	0.0	0.1	0.2 r	0.2 r	0.2 r	0.0	0.0	0.0	....	....	....
Yemen, Republic of	474	2.2	1.0	0.6	0.9 r	1.1 r	1.1 r	....	....	....	....	....	....
<b>Sub-Saharan Africa</b>	<b>603</b>	<b>306.8</b>	<b>84.0</b>	<b>20.4</b>	<b>16.1</b>	<b>19.6</b>	<b>19.8</b>	<b>56.5</b>	<b>21.2</b>	<b>12.0</b>	<b>4.9</b>	<b>5.1</b>	<b>5.4</b>
Angola	614	5.6	2.2	0.5	0.0 r	0.0 r	0.0 r	0.2	0.0	0.0	0.0 r	0.0 r	0.0 r
Benin	638	1.0	0.1	0.6	1.2 r	1.5 r	1.5 r	1.1	0.5	0.3	....	....	....
Botswana	616	....	....	....	....	....	....	0.0	....	....	....	....	....
Burkina Faso	748	0.1	....	0.1	0.2 r	0.2 r	0.2 r	3.0	1.6	1.4	....	....	....
Burundi	618	....	....	....	....	....	....	0.0	....	....	....	....	....
Cabo Verde	624	0.2	....	0.1	....	....	....	0.0	0.0	0.0	....	....	....
Cameroon	622	1.2	0.2	0.3	0.5 r	0.6 r	0.7 r	0.0	0.0	0.0	0.0 r	0.0 r	0.0 r
Central African Rep.	626	....	....	....	....	....	....	0.0	0.0	0.0	....	....	....
Chad	628	....	....	....	....	....	....	0.3	0.0	0.3	0.8 r	0.8 r	0.8 r
Comoros	632	0.1	0.1	0.0	0.1 r	0.1 r	0.1 r	0.0	....	0.0	0.0 r	0.0 r	0.0 r
Congo, Dem. Rep. of	636	2.5	1.0	....	....	....	....	....	....	....	....	....	....
Congo, Republic of	634	1.9	0.8	0.3	0.4 r	0.5 r	0.5 r	....	....	....	....	....	....
Côte d'Ivoire	662	105.5	11.4	2.1	2.3 r	2.8 r	2.8 r	1.0	0.0	....	....	....	....
Equatorial Guinea	642	0.1	0.0	0.1	0.1 r	0.1 r	0.1 r	0.0	....	0.0	....	....	....
Eritrea	643	0.0	....	....	....	....	....	0.1	0.0	0.1	0.0 r	0.0 r	0.0 r
Ethiopia	644	0.3	0.1	....	....	....	....	0.0	....	0.0	....	....	....
Gabon	646	9.4	0.3	3.6	0.3 r	0.4 r	0.4 r	0.0	....	0.0	....	....	....
Gambia, The	648	0.4	0.2	0.0	0.1 r	0.1 r	0.1 r	....	....	....	....	....	....
Ghana	652	2.5	0.9	0.5	0.6 r	0.7 r	0.7 r	0.0	0.0	0.0	0.0 r	0.0 r	0.0 r
Guinea	656	2.8	0.9	1.1	1.1 r	1.3 r	1.3 r	0.0	....	0.0	0.0 r	0.0 r	0.0 r
Kenya	664	0.6	0.2	0.1	0.2 r	0.2 r	0.2 r	1.8	0.6	0.3	0.3 r	0.4 r	0.4 r
Lesotho	666	....	....	....	....	....	....	0.0	0.0	....	....	....	....
Liberia	668	1.7	0.2	0.5	0.7 r	0.8 r	0.8 r	6.2	0.0	4.1	0.2 r	0.2 r	0.2 r
Madagascar	674	0.1	0.0	0.0	0.0 r	0.0 r	0.0 r	0.9	0.3	0.3	0.1 r	0.1 r	0.1 r
Malawi	676	0.0	....	....	....	....	....	0.1	0.0	0.1	0.2 r	0.2 r	0.2 r
Mali	678	....	....	....	....	....	....	0.1	0.0	0.0	....	....	....
Mauritius	684	0.1	0.1	0.0	0.1 r	0.1 r	0.1 r	1.1	0.1	0.3	0.2 r	0.2 r	0.2 r
Mozambique	688	0.3	0.1	0.0	....	....	....	....	....	....	....	....	....
Namibia	728	....	....	....	....	....	....	0.0	0.0	0.0	....	....	....
Niger	692	....	....	....	....	....	....	0.0	....	0.0	....	....	....
Nigeria	694	20.4	2.6	1.3	1.0 r	1.2 r	1.3 r	0.1	0.0	0.0	0.0 r	0.0 r	0.0 r
Rwanda	714	0.2	0.0	0.2	0.5 r	0.6 r	0.6 r	....	....	....	....	....	....
São Tomé & Príncipe	716	....	....	....	....	....	....	0.0	....	....	....	....	....
Senegal	722	0.3	0.1	0.1	0.0 r	0.0 r	0.0 r	0.1	0.1	....	....	....	....
Seychelles	718	0.1	0.0	0.0	0.1 r	0.1 r	0.1 r	0.2	0.0	....	....	....	....
Sierra Leone	724	0.3	....	0.2	0.2 r	0.3 r	0.3 r	0.0	0.0	0.0	0.0 r	0.0 r	0.0 r
South Africa	199	144.3	61.4	7.5	6.1 r	7.4 r	7.4 r	36.7	17.4	4.4	2.7 r	2.8 r	2.9 r
Swaziland	734	....	....	....	....	....	....	0.1	0.0	0.1	0.1 r	0.1 r	0.1 r
Tanzania	738	3.0	0.9	0.2	....	....	....	0.4	0.3	0.1	0.3 r	0.3 r	0.3 r
Togo	742	1.2	0.3	0.6	0.4 r	0.5 r	0.5 r	2.7	....	....	....	....	....
Uganda	746	0.6	0.1	0.0	....	....	....	0.0	....	....	....	....	....
Zambia	754	0.1	0.0	0.1	....	....	....	0.0	0.0	....	....	....	....
Zimbabwe	698	....	....	....	....	....	....	0.0	....	....	....	....	....
<b>Western Hemisphere</b>	<b>205</b>	<b>12,451.8</b>	<b>2,740.6</b>	<b>2,784.5</b>	<b>2,106.5</b>	<b>2,560.2</b>	<b>2,587.1</b>	<b>10,408.7</b>	<b>2,729.9</b>	<b>2,598.5</b>	<b>2,134.0</b>	<b>2,213.9</b>	<b>2,325.2</b>
Antigua and Barbuda	311	0.7	0.0	0.2	0.2 r	0.2 r	0.2 r	0.0	....	....	....	....	....
Argentina	213	150.7	37.3	34.4	27.5 r	33.5 r	33.8 r	501.5	131.6	144.1	66.1 r	68.6 r	72.0 r
Aruba	314	870.0	81.1	160.4	71.1 r	86.4 r	87.4 r	21.2	0.5	0.0	....	....	....
Bahamas, The	313	725.7	199.9	154.1	0.5 r	0.6 r	0.6 r	2.2	0.0	0.0	....	....	....
Barbados	316	3.2	0.9	0.9	0.8 r	0.9 r	0.9 r	0.4	0.1	0.1	0.1 r	0.1 r	0.1 r
Belize	339	1.7	0.3	0.4	0.2 r	0.2 r	0.2 r	0.2	0.2	0.0	....	....	....
Bermuda	319	0.2	0.0	0.1	0.1 r	0.1 r	0.1 r	0.0	....	....	....	....	....
Bolivia	218	149.2	37.2	40.0	35.1 r	42.7 r	43.1 r	432.4	163.0	147.0	107.9 r	111.9 r	117.6 r

# Colombia (233)

In Millions of U.S. Dollars

		Exports (FOB)						Imports (CIF)					
		2015	2015Q3	2015Q4	2016Q1	2016Q2	2016Q3	2015	2015Q3	2015Q4	2016Q1	2016Q2	2016Q3
Brazil	223	1,189.9	299.4	268.4	239.7 r	291.4 r	294.4 r	2,084.3	518.2	596.0	528.7 r	548.5 r	576.1 r
Chile	228	736.7	194.3	160.5	136.3 r	165.7 r	167.4 r	780.7	192.6	178.8	130.5 r	135.4 r	142.2 r
Costa Rica	238	247.6	65.2	63.0	57.2 r	69.6 r	70.3 r	86.5	20.1	19.0	14.8 r	15.4 r	16.1 r
Dominica	321	1.5	0.4	0.2	0.2 r	0.3 r	0.3 r	0.0	....	0.0	0.0 r	0.0 r	0.0 r
Dominican Republic	243	259.3	62.6	74.5	73.3 r	89.1 r	90.0 r	48.9	12.3	13.5	14.6 r	15.1 r	15.9 r
Ecuador	248	1,432.6	322.2	329.1	293.4 r	356.6 r	360.3 r	783.1	188.0	193.4	168.9 r	175.2 r	184.0 r
El Salvador	253	81.0	20.1	19.1	15.3 r	18.6 r	18.8 r	13.8	3.6	2.8	2.3 r	2.4 r	2.5 r
Greenland	326	....	....	....	....	....	....	0.0	0.0	0.0	....	....	....
Grenada	328	0.4	0.1	0.1	0.1 r	0.2 r	0.2 r	....	....	....	....	....	....
Guatemala	258	218.2	53.7	56.8	55.1 r	67.0 r	67.7 r	66.6	21.7	14.6	11.2 r	11.6 r	12.2 r
Guyana	336	12.4	3.5	3.0	1.4 r	1.7 r	1.7 r	1.5	0.6	0.3	0.2 r	0.2 r	0.2 r
Haiti	263	44.9	7.2	10.8	9.9 r	12.0 r	12.1 r	0.2	0.0	0.1	0.1 r	0.1 r	0.1 r
Honduras	268	82.6	22.2	23.6	27.9 r	33.9 r	34.3 r	24.2	4.6	3.9	3.0 r	3.1 r	3.3 r
Jamaica	343	49.2	10.4	18.5	33.5 r	40.7 r	41.1 r	2.1	0.0	1.0	1.1 r	1.1 r	1.2 r
Mexico	273	914.3	227.1	215.5	203.0 r	246.8 r	249.4 r	3,852.9	1,009.4	911.3	707.0 r	733.4 r	770.3 r
Netherlands Antilles	353	24.9	6.7	7.5	6.0 r	7.3 r	7.4 r	18.6	0.5	1.1	1.5 r	1.5 r	1.6 r
Nicaragua	278	11.6	3.3	3.2	3.2 r	3.9 r	3.9 r	10.7	2.8	2.6	2.0 r	2.0 r	2.1 r
Panama	283	2,565.3	465.8	583.5	325.0 r	395.0 r	399.1 r	93.1	32.5	41.2	48.6 r	50.4 r	52.9 r
Paraguay	288	22.6	4.1	8.4	5.6 r	6.8 r	6.9 r	33.6	4.2	3.4	3.3 r	3.4 r	3.6 r
Peru	293	1,148.4	265.2	273.3	254.2 r	308.9 r	312.2 r	937.2	253.5	188.0	159.3 r	165.3 r	173.6 r
St. Kitts and Nevis	361	0.8	0.2	0.2	0.2 r	0.3 r	0.3 r	0.1	0.1	0.0	0.0 r	0.0 r	0.0 r
St. Lucia	362	210.4	67.5	58.0	90.3 r	109.7 r	110.9 r	0.0	....	....	....	....	....
St. Vincent & Grens.	364	3.7	0.4	1.2	1.1 r	1.3 r	1.3 r	0.0	0.0	....	....	....	....
Suriname	366	10.2	2.4	2.5	2.3 r	2.7 r	2.8 r	0.3	0.1	0.1	0.1 r	0.1 r	0.1 r
Trinidad and Tobago	369	191.6	40.8	8.9	7.2 r	8.8 r	8.9 r	246.1	78.9	35.1	40.6 r	42.1 r	44.2 r
Uruguay	298	29.8	5.4	8.5	9.5 r	11.5 r	11.6 r	73.9	20.1	17.4	18.3 r	18.9 r	19.9 r
Venezuela, Rep. Bol.	299	1,060.2	233.3	195.2	119.8 r	145.6 r	147.2 r	292.1	70.7	83.3	104.1 r	108.0 r	113.5 r
Western Hem. n.s.	399	0.8	0.2	0.2	0.3 r	0.4 r	0.4 r	0.0	0.0	0.0	0.0 r	0.0 r	0.0 r
<b>Other Countries n.i.e</b>	910	<b>38.8</b>	<b>10.6</b>	<b>6.6</b>	<b>6.0</b>	<b>7.3</b>	<b>7.3</b>	<b>6.3</b>	<b>1.5</b>	<b>1.4</b>	<b>1.2</b>	<b>1.3</b>	<b>1.3</b>
Cuba	928	38.8	10.6	6.6	6.0 r	7.3 r	7.3 r	3.1	0.8	0.8	0.7 r	0.8 r	0.8 r
Korea, Dem. People's Rep.	954	....	....	....	....	....	....	3.2	0.7	0.7	0.5 r	0.5 r	0.5 r
<b>Special Categories</b>	899	<b>238.4</b>	<b>56.6</b>	<b>54.0</b>	<b>41.6 r</b>	<b>50.5 r</b>	<b>51.1 r</b>	<b>1,605.4</b>	<b>425.3</b>	<b>426.4</b>	<b>346.6 r</b>	<b>359.6 r</b>	<b>377.7 r</b>
<b>Countries &amp; Areas n.s.</b>	898	<b>1,019.6</b>	<b>221.1</b>	<b>137.4</b>	<b>82.4 r</b>	<b>100.1 r</b>	<b>101.2 r</b>	<b>....</b>	<b>....</b>	<b>....</b>	<b>....</b>	<b>....</b>	<b>....</b>
<b>Memorandum Items</b>													
Africa	605	318.7	86.0	21.5	16.9	20.5	20.7	111.9	30.9	19.8	15.8	16.4	17.2
Middle East	405	112.0	25.8	36.6	38.6	46.9	47.4	141.0	34.6	16.3	17.6	18.3	19.2
European Union	998	5,931.5	1,462.9	1,286.9	1,069.5	1,299.8	1,313.5	8,283.1	2,086.4	2,033.5	1,695.3	1,758.8	1,847.2
Export earnings: fuel	080	3,016.6	681.9	612.6	485.5	590.1	596.3	2,304.2	650.8	558.1	538.4	558.5	586.6
Export earnings: nonfuel	092	32,659.1	8,009.3	7,112.4	5,966.7	7,251.5	7,327.7	51,753.4	13,253.7	12,359.8	10,037.7	10,413.2	10,936.8

# Comoros (632)

In Millions of U.S. Dollars

		Exports (FOB)						Imports (CIF)					
		2015	2015Q3	2015Q4	2016Q1	2016Q2	2016Q3	2015	2015Q3	2015Q4	2016Q1	2016Q2	2016Q3
IFS World		....	....	....	....	....	....	....	....	....	....	....	....
World	001	9.7	2.4	3.0	3.6	2.7	2.6	140.6	27.5	40.9	36.8	59.3	36.5
Advanced Economies	110	6.2	1.8	1.6	2.6	2.1	1.5	36.5	7.9	8.0	10.0	13.2	9.2
Euro Area	163	4.5	1.3	1.1	1.4	1.7	1.1	32.0	7.0	6.7	9.4	12.2	8.4
Austria	122	0.0 e	0.0 e	....	....	....	....	0.1	0.1 r	0.0 r	0.0 r	....	....
Belgium	124	....	....	....	....	0.0 r	0.0 r	0.5	0.1 r	0.1 r	0.1 r	0.2 r	0.2 r
Estonia	939	....	....	....	....	....	....	....	....	....	....	0.0 e	....
Finland	172	....	....	....	....	....	....	0.0	0.0 r	....	....	0.0 r	....
France	132	2.7	1.0 r	0.6 r	0.8 r	1.0 r	0.9 r	29.7	6.5 r	5.9 r	6.9 r	11.4 r	7.7 r
Germany	134	1.3	0.2 r	0.4 r	0.5 r	0.6 r	0.1 r	0.6	0.2 r	0.1 r	2.1 r	0.2 r	0.2 r
Greece	174	0.0	....	0.0 r	0.0 r	....	....	0.6	0.0 r	0.3 r	0.1 r	0.1 r	0.1 r
Ireland	178	0.0 e	0.0 e	0.0 e	....	....	0.0 e	....	....	....	....	....	....
Italy	136	0.1	0.0 r	0.0 r	0.0 r	0.0 r	0.0 r	0.1	0.0 r	0.0 r	0.0 r	0.0 r	0.0 r
Latvia	941	0.0 e	0.0 e	0.0 e	0.0 e	0.0 e	....	0.0 e	0.0 e	0.0 e	....	....	....
Lithuania	946	0.0 e	....	0.0 e	....	0.0 e	....	....	....	....	0.1 e	....	....
Luxembourg	137	....	....	....	....	....	....	0.0	....	....	....	....	....
Malta	181	....	....	....	....	....	....	....	....	....	0.0 r	....	....
Netherlands	138	0.4	0.1 r	0.1 r	0.1 r	0.1 r	0.1 r	0.2	0.1 r	0.0 r	0.0 r	0.1 r	0.1 r
Portugal	182	0.0 e	....	....	....	....	0.0 e	....	....	....	....	....	....
Slovenia	961	....	....	....	....	....	....	0.0 e	....	0.0 e	....	....	....
Spain	184	....	....	....	....	....	....	0.2	0.0 r	0.1 r	0.1 r	0.1 r	0.2 r
Australia	193	0.1	0.0 r	0.0 r	0.0 r	....	0.0 r	0.0	0.0 r	....	....	....	0.0 r
China,P.R.: Hong Kong	532	....	....	....	....	....	....	0.1	0.0 r	0.1 r	0.0 r	0.1 r	0.1 r
Czech Republic	935	....	....	....	....	....	....	0.0	....	0.0 r	....	....	....
Denmark	128	....	....	....	....	....	....	0.2	0.1 r	0.1 r	0.0 r	0.0 r	0.0 r
Iceland	176	0.0 e	0.0 e	0.0 e	0.0 e	0.0 e	0.0 e	0.1	0.0 r	0.0 r	0.0 r	0.0 r	0.0 r
Israel	436	....	....	....	....	....	....	0.0	0.0 r	0.0 r	0.0 r	0.0 r	0.0 r
Japan	158	....	....	....	....	....	....	1.0	0.8 r	0.0 r	0.1 r	0.0 r	0.4 r
Korea, Republic of	542	0.5 e	0.3 e	0.1 e	0.6 e	0.1 e	0.1 e	0.0	0.0 r	0.0 r	....	0.0 r	0.0 r
New Zealand	196	0.0 e	0.0 e	....	....	....	....	0.1	0.0 r	0.0 r	0.0 r	0.0 r	0.0 r
Norway	142	0.0 e	0.0 e	0.0 e	0.0 e	0.0 e	0.0 e	....	....	....	....	....	....
Singapore	576	0.4	0.1 r	0.3 r	0.2 r	0.2 r	0.1 r	2.6	0.1 r	0.8 r	0.3 r	0.7 r	0.2 r
Sweden	144	....	....	....	....	....	0.0 r	....	....	....	....	....	....
Switzerland	146	0.5 e	0.1 e	0.1 e	0.1 e	0.1 e	0.2 e	0.0	0.0 r	0.0 r	....	0.0 r	0.0 r
Taiwan Prov.of China	528	0.0 e	0.0 e	0.0 e	0.0 e	....	0.0 e	0.2 e	0.0 e	0.2 e	0.0 e	0.0 e	0.0 e
United Kingdom	112	....	....	....	....	....	....	0.0	0.0 r	0.0 r	0.0 r	0.0 r	0.0 r
United States	111	0.1	0.0 r	0.0 r	0.2 r	0.0 r	0.0 r	....	....	....	....	....	....
Emerg. & Dev. Economies	200	3.5	0.6	1.4	1.0	0.6	1.1	104.1	19.5	32.9	26.8	46.1	27.3
Emerg. & Dev. Asia	505	1.2	0.1	0.7	0.4	0.2	0.2	28.4	4.7	9.4	6.7	12.6	6.3
American Samoa	859	....	....	....	....	....	....	0.0	0.0 r	0.0 r	0.0 r	0.0 r	0.0 r
Cambodia	522	....	....	....	....	....	....	0.0	0.0 r	0.0 r	0.0 r	0.0 r	0.0 r
China,P.R.: Mainland	924	....	....	....	....	....	....	16.3	2.3 r	7.0 r	3.2 r	8.6 r	3.6 r
Fiji	819	0.0 e	0.0 e	0.0 e	0.0 e	0.0 e	0.0 e	....	....	....	....	....	....
F.T. French Polynesia	887	0.0 e	0.0 e	0.0 e	0.0 e	0.0 e	0.0 e	....	....	....	....	....	....
F.T. New Caledonia	839	0.0 e	0.0 e	0.0 e	0.0 e	0.0 e	0.0 e	....	....	....	....	....	....
India	534	0.9	0.1 r	0.7 r	0.3 r	0.1 r	0.1 r	6.5	1.5 r	1.3 r	2.2 r	2.5 r	1.9 r
Indonesia	536	....	....	....	....	....	....	0.8	0.1 r	0.1 r	0.2 r	0.3 r	0.2 r
Malaysia	548	....	....	....	....	....	....	2.7	0.3 r	0.4 r	0.3 r	0.3 r	0.1 r
Myanmar	518	0.2 e	0.1 e	0.1 e	0.1 e	0.1 e	0.1 e	....	....	....	....	....	....
Nepal	558	0.0 e	0.0 e	0.0 e	0.0 e	0.0 e	0.0 e	....	....	....	....	....	....
Sri Lanka	524	....	....	....	....	0.0 e	0.0 e	0.0	0.0 r	0.0 r	0.0 r	0.1 r	....
Thailand	578	0.0 e	0.0 e	0.0 e	0.0 e	0.0 e	0.0 e	0.9	0.3 r	0.1 r	0.4 r	0.3 r	0.1 r
Vietnam	582	....	....	....	....	....	....	1.2	0.2 r	0.4 r	0.3 r	0.5 r	0.3 r
Asia n.s.	598	....	....	....	....	....	....	0.1	0.0 r	0.0 r	0.0 r	0.0 r	0.0 r
Europe	170	0.4	0.1	0.3	0.2	0.0	0.5	1.4	0.4	0.4	0.3	0.4	0.5
Emerg. & Dev. Europe	903	0.1	0.0	0.1	0.0	0.0	0.0	1.4	0.4	0.4	0.3	0.4	0.5
Bosnia and Herzegovina	963	0.0 e	0.0 e	0.0 e	0.0 e	0.0 e	0.0 e	....	....	....	....	....	....
Bulgaria	918	....	....	....	....	....	....	0.0	0.0 r	0.0 r	0.0 r	0.0 r	0.0 r
Croatia	960	....	....	....	....	0.0 e	....	0.1 e	0.1 e	....	....	....	....
Faroe Islands	816	0.0 e	0.0 e	0.0 e	0.0 e	0.0 e	0.0 e	....	....	....	....	....	....

# Comoros (632)

In Millions of U.S. Dollars

		Exports (FOB)						Imports (CIF)					
		2015	2015Q3	2015Q4	2016Q1	2016Q2	2016Q3	2015	2015Q3	2015Q4	2016Q1	2016Q2	2016Q3
Macedonia, FYR	962	0.0 e	0.0 e	0.0 e	0.0 e	0.0 e	0.0 e	....	....	....	....	....	....
Montenegro	943	0.0 e	0.0 e	0.0 e	0.0 e	0.0 e	0.0 e	....	....	....	....	....	....
Poland	964	0.1 e	....	0.1 e	0.0 e	....	....	0.1	0.0 r	0.1 r	0.0 r	0.1 r	0.1 r
Romania	968	0.0 e	....	....	....	....	....	0.0	0.0 r	0.0 r	0.0 r	0.0 r	0.1 r
Serbia, Republic of	942	0.0 e	....	0.0 e	0.0 e	0.0 e	0.0 e	....	....	....	....	....	....
Turkey	186	0.0	0.0 r	0.0 r	....	....	....	1.1	0.3 r	0.3 r	0.2 r	0.3 r	0.4 r
<b>CIS</b>	901	<b>0.3</b>	<b>0.1</b>	<b>0.2</b>	<b>0.2</b>	<b>0.0</b>	<b>0.5</b>	<b>0.0</b>	<b>0.0</b>	<b>0.0</b>	<b>0.0</b>	<b>0.0</b>	<b>0.0</b>
Armenia	911	0.0 e	....	....	....	0.0 e	0.0 e	....	....	....	....	....	....
Azerbaijan, Rep. of	912	....	....	....	....	....	....	0.0	0.0 r	0.0 r	0.0 r	0.0 r	0.0 r
Belarus	913	0.0 e	0.0 e	0.0 e	0.0 e	0.0 e	0.0 e	....	....	....	....	....	....
Russian Federation	922	0.2	0.0 r	0.2 r	0.1 r	0.0 r	0.5 r	....	....	....	....	....	....
Ukraine	926	0.1 e	0.0 e	0.1 e	....	....	....	0.0 e	0.0 e	0.0 e	....	....	....
Europe n.s.	884	....	....	....	....	....	....	0.0	0.0 r	0.0 r	0.0 r	0.0 r	0.0 r
<b>Mid East, N Africa, Pak</b>	440	<b>0.9</b>	<b>0.2</b>	<b>0.2</b>	<b>0.3</b>	<b>0.2</b>	<b>0.2</b>	<b>52.2</b>	<b>10.2</b>	<b>16.8</b>	<b>13.6</b>	<b>23.6</b>	<b>14.4</b>
Bahrain, Kingdom of	419	0.1 e	0.0 e	0.0 e	0.0 e	0.0 e	0.0 e	....	....	....	....	....	....
Djibouti	611	0.0	0.0 r	0.0 r	0.0 r	0.0 r	0.0 r	0.0	0.0 r	0.0 r	0.0 r	0.0 r	0.0 r
Egypt	469	0.0	....	0.0 r	0.0 r	0.0 r	0.0 r	0.2	0.0 r	0.0 r	0.0 r	0.0 r	0.0 r
Jordan	439	0.0 e	....	....	....	....	....	....	....	....	....	....	....
Kuwait	443	....	....	....	....	....	....	0.0	0.0 r	0.0 r	0.0 r	0.0 r	0.0 r
Lebanon	446	0.0	0.0 r	0.0 r	0.0 r	0.0 r	0.0 r	0.1	....	0.1 r	....	....	....
Mauritania	682	....	....	....	....	....	....	0.1	0.0 r	0.0 r	0.0 r	0.0 r	0.0 r
Morocco	686	....	....	....	....	....	....	0.8	0.1 r	0.2 r	0.2 r	0.3 r	0.2 r
Oman	449	....	....	....	....	....	....	0.2	0.0 r	0.1 r	0.1 r	0.1 r	0.1 r
Pakistan	564	0.3	0.1 r	0.1 r	0.1 r	0.1 r	0.1 r	10.2	2.0 r	3.2 r	2.6 r	4.4 r	2.7 r
Qatar	453	0.2 e	0.1 e	0.1 e	0.1 e	0.1 e	0.1 e	0.0	0.0 r	0.0 r	0.0 r	0.0 r	0.0 r
Saudi Arabia	456	0.1	0.0 r	0.0 r	0.0 r	0.0 r	0.0 r	1.0	0.2 r	0.3 r	0.2 r	0.4 r	0.3 r
Sudan	732	....	....	....	....	....	....	0.1	0.0 r	0.0 r	0.0 r	0.0 r	0.0 r
Syrian Arab Republic	463	....	....	....	....	....	....	0.0	0.0 r	0.0 r	0.0 r	0.0 r	0.0 r
Tunisia	744	....	....	....	....	....	....	0.1	0.0 r	0.0 r	0.0 r	0.0 r	0.0 r
United Arab Emirates	466	0.1	0.0 r	0.0 r	0.0 r	0.0 r	0.0 r	39.2	7.7 r	12.7 r	10.4 r	18.1 r	11.1 r
Yemen, Republic of	474	....	....	....	....	....	....	0.1	0.0 r	0.0 r	0.0 r	0.1 r	0.0 r
<b>Sub-Saharan Africa</b>	603	<b>0.9</b>	<b>0.2</b>	<b>0.1</b>	<b>0.2</b>	<b>0.1</b>	<b>0.1</b>	<b>20.2</b>	<b>3.8</b>	<b>5.9</b>	<b>5.4</b>	<b>8.5</b>	<b>5.3</b>
Benin	638	0.0 e	0.0 e	0.0 e	0.0 e	0.0 e	0.0 e	....	....	....	....	....	....
Burundi	618	....	....	....	....	....	....	0.0	0.0 r	0.0 r	0.0 r	0.0 r	0.0 r
Central African Rep.	626	....	....	....	....	....	....	0.0	0.0 r	0.0 r	0.0 r	0.0 r	0.0 r
Eritrea	643	....	....	....	....	....	....	0.0	0.0 r	0.0 r	0.0 r	0.0 r	0.0 r
Ethiopia	644	....	....	....	....	....	....	0.0	0.0 r	0.0 r	0.0 r	0.0 r	0.0 r
Gabon	646	0.0 e	0.0 e	0.0 e	0.0 e	0.0 e	0.0 e	....	....	....	....	....	....
Gambia, The	648	0.0	0.0 r	0.0 r	0.0 r	0.0 r	0.0 r	....	....	....	....	....	....
Ghana	652	0.0	0.0 r	0.0 r	0.0 r	0.0 r	0.0 r	....	....	....	....	....	....
Kenya	664	0.0	0.0 r	0.0 r	0.0 r	0.0 r	0.0 r	1.0	0.2 r	0.3 r	0.2 r	0.4 r	0.3 r
Madagascar	674	0.3	0.1 r	0.1 r	0.1 r	0.1 r	0.1 r	10.5	2.0 r	3.0 r	2.3 r	3.9 r	2.3 r
Mauritius	684	0.4	....	0.0 r	....	....	....	4.0	0.8 r	1.0 r	0.6 r	1.0 r	0.6 r
Mozambique	688	....	....	....	....	....	....	0.1	0.0 r	0.0 r	0.0 r	0.0 r	0.0 r
Nigeria	694	0.1 e	0.0 e	0.0 e	0.0 e	0.0 e	0.0 e	....	....	....	....	....	....
Senegal	722	....	....	....	....	....	....	0.6	0.0 r	0.5 r	1.1 r	1.9 r	1.2 r
South Africa	199	0.1	0.0 r	0.0 r	0.0 r	0.0 r	0.0 r	2.8	0.5 r	0.5 r	0.8 r	0.7 r	0.6 r
Tanzania	738	0.0	0.0 r	0.0 r	0.0 r	0.0 r	0.0 r	1.3	0.3 r	0.4 r	0.4 r	0.6 r	0.4 r
Uganda	746	....	....	....	....	....	....	0.0	0.0 r	0.0 r	0.0 r	0.0 r	0.0 r
<b>Western Hemisphere</b>	205	<b>0.1</b>	<b>0.0</b>	<b>0.0</b>	<b>0.0</b>	<b>0.0</b>	<b>0.0</b>	<b>1.9</b>	<b>0.5</b>	<b>0.5</b>	<b>0.7</b>	<b>1.0</b>	<b>0.7</b>
Antigua and Barbuda	311	....	....	....	....	....	....	0.0	0.0 r	0.0 r	0.0 r	0.0 r	0.0 r
Argentina	213	0.0 e	0.0 e	0.0 e	0.0 e	0.0 e	0.0 e	0.3	0.1 r	0.1 r	0.1 r	0.1 r	0.1 r
Barbados	316	0.0 e	0.0 e	0.0 e	0.0 e	0.0 e	0.0 e	....	....	....	....	....	....
Bolivia	218	0.0 e	0.0 e	....	....	....	....	....	....	....	....	....	....
Brazil	223	0.0 e	0.0 e	0.0 e	0.0 e	....	0.0 e	1.4	0.4 r	0.4 r	0.6 r	0.8 r	0.6 r
Chile	228	....	....	....	....	....	....	0.0	0.0 r	0.0 r	0.0 r	0.0 r	0.0 r
Colombia	233	0.0 e	....	0.0 e	0.0 e	0.0 e	0.0 e	....	....	....	....	....	....
Costa Rica	238	0.0 e	0.0 e	0.0 e	0.0 e	0.0 e	0.0 e	....	....	....	....	....	....
Curacao	354	....	....	....	....	....	....	0.0	0.0 r	0.0 r	0.0 r	0.0 r	0.0 r
Dominican Republic	243	0.0 e	0.0 e	0.0 e	0.0 e	0.0 e	0.0 e	....	....	....	....	....	....

# Comoros (632)

In Millions of U.S. Dollars

		Exports (FOB)						Imports (CIF)					
		2015	2015Q3	2015Q4	2016Q1	2016Q2	2016Q3	2015	2015Q3	2015Q4	2016Q1	2016Q2	2016Q3
Ecuador	248	....	....	....	....	....	....	0.0	0.0 r	0.0 r	0.0 r	0.0 r	0.0 r
Grenada	328	0.0 e	0.0 e	0.0 e	0.0 e	0.0 e	0.0 e	....	....	....	....	....	....
Honduras	268	0.0	....	....	....	....	....	....	....	....	....	....	....
Peru	293	0.0 e	....	0.0 e	0.0 e	0.0 e	0.0 e	....	....	....	....	....	....
Trinidad and Tobago	369	0.0 e	0.0 e	0.0 e	0.0 e	0.0 e	0.0 e	....	....	....	....	....	....
Western Hem. n.s.	399	....	....	....	....	....	....	0.2	0.0 r	0.1 r	0.0 r	0.1 r	0.0 r
<b>Memorandum Items</b>													
Africa	605	0.9	0.2	0.1	0.2	0.1	0.1	21.3	4.0	6.2	5.7	9.0	5.6
Middle East	405	0.6	0.1	0.1	0.2	0.1	0.1	41.0	8.0	13.3	10.8	18.8	11.5
European Union	998	4.6	1.3	1.2	1.4	1.7	1.1	32.5	7.2	6.9	9.5	12.3	8.6
Export earnings: fuel	080	0.8	0.2	0.3	0.3	0.2	0.6	40.7	8.0	13.2	10.8	18.7	11.5
Export earnings: nonfuel	092	8.8	2.2	2.7	3.3	2.6	2.0	99.9	19.5	27.8	26.0	40.6	25.0

# Congo, Democratic Republic of (636)

In Millions of U.S. Dollars

		Exports (FOB)						Imports (CIF)					
		2015	2015Q3	2015Q4	2016Q1	2016Q2	2016Q3	2015	2015Q3	2015Q4	2016Q1	2016Q2	2016Q3
IFS World		5,800.0	....	....	....	....	....	6,200.0	....	....	....	....	....
World	001	6,140.6	1,687.8	1,579.6	1,393.9	1,437.5	1,297.9	6,455.9	1,606.5	1,486.7	1,208.2	1,299.8	1,247.5
Advanced Economies	110	1,262.1	325.9	294.7	404.0	466.1	369.3	1,659.0	406.6	376.8	295.4	315.3	256.6
Euro Area	163	714.2	166.8	193.8	253.0	286.9	200.5	1,236.3	308.9	291.7	224.2	248.1	197.0
Austria	122	0.1 e	0.1 e	0.0 e	0.0 e	0.0 e	0.0 e	6.1 e	0.7 e	2.5 e	0.3 e	0.3 e	3.7 e
Belgium	124	273.6 e	61.7 e	85.9 e	82.1 e	69.4 e	78.1 e	503.3 e	148.4 e	141.8 e	106.0 e	120.3 e	94.0 e
Cyprus	423	0.3 e	0.1 e	0.0 e	0.0 e	0.1 e	0.3 e	0.9 e	0.3 e	0.1 e	0.4 e	0.0 e	0.0 e
Estonia	939	1.2 e	1.2 e	....	....	....	0.0 e	0.0 e	....	0.0 e	....	....	....
Finland	172	152.4 e	39.3 e	25.1 e	26.4 e	41.9 e	49.1 e	4.2 e	0.2 e	0.9 e	1.5 e	3.8 e	1.4 e
France	132	14.4 e	3.9 e	5.2 e	3.9 e	3.3 e	4.2 e	287.7 e	41.8 e	40.9 e	38.5 e	33.3 e	33.1 e
Germany	134	50.4 e	13.3 e	17.2 e	15.7 e	32.9 e	37.1 e	173.4 e	55.8 e	39.6 e	21.0 e	31.0 e	25.4 e
Greece	174	2.3 e	0.4 e	0.7 e	0.6 e	1.1 e	0.5 e	2.8 e	0.1 e	0.4 e	0.0 e	0.1 e	0.0 e
Ireland	178	0.2 e	0.0 e	0.0 e	0.0 e	0.0 e	0.0 e	17.2 e	3.3 e	3.8 e	4.9 e	4.9 e	3.5 e
Italy	136	81.7 e	8.0 e	27.6 e	56.9 e	86.3 e	9.8 e	57.6 e	12.8 e	13.1 e	11.8 e	18.5 e	9.7 e
Latvia	941	....	....	....	....	....	....	0.5 e	0.0 e	0.2 e	....	0.0 e	0.1 e
Lithuania	946	0.0 e	0.0 e	0.0 e	....	0.0 e	....	0.4 e	0.2 e	0.1 e	0.0 e	0.0 e	0.0 e
Luxembourg	137	....	....	....	0.0 e	0.0 e	0.0 e	8.0 e	0.7 e	5.4 e	7.6 e	0.7 e	0.3 e
Malta	181	0.1 e	....	....	....	....	....	1.9 e	0.2 e	0.8 e	0.0 e	0.2 e	0.2 e
Netherlands	138	61.9 e	18.5 e	15.8 e	1.6 e	10.8 e	8.5 e	112.2 e	32.9 e	23.9 e	22.2 e	27.5 e	17.7 e
Portugal	182	7.8 e	2.3 e	1.7 e	1.2 e	0.8 e	1.6 e	12.8 e	3.0 e	3.3 e	1.5 e	1.1 e	1.3 e
Slovak Republic	936	2.3 e	0.0 e	2.3 e	....	0.0 e	0.0 e	0.8 e	0.0 e	0.3 e	0.3 e	0.2 e	0.1 e
Slovenia	961	0.3 e	0.0 e	0.0 e	0.0 e	....	....	0.5 e	0.1 e	0.1 e	0.0 e	0.0 e	0.0 e
Spain	184	65.2 e	18.0 e	12.2 e	64.6 e	40.1 e	11.1 e	45.9 e	8.2 e	14.5 e	8.3 e	6.1 e	6.4 e
Australia	193	0.2 e	0.0 e	....	0.0 e	0.0 e	0.1 e	5.7 e	0.7 e	1.5 e	0.9 e	0.4 e	0.2 e
Canada	156	55.7 e	28.0 e	5.1 e	1.8 e	6.6 e	1.7 e	22.4 e	3.8 e	10.4 e	2.6 e	3.0 e	3.1 e
China,P.R.: Hong Kong	532	1.2 e	0.1 e	0.5 e	0.6 e	0.3 e	0.4 e	41.0 e	8.9 e	11.1 e	10.0 e	9.2 e	9.9 e
Czech Republic	935	1.6 e	....	....	0.0 e	....	0.0 e	6.5 e	2.4 e	1.5 e	0.6 e	0.6 e	0.8 e
Denmark	128	0.1 e	0.0 e	0.0 e	0.2 e	0.3 e	....	7.6 e	1.3 e	3.2 e	1.0 e	0.8 e	0.8 e
Israel	436	....	....	....	....	....	....	....	....	....	....	0.2 e	....
Japan	158	1.0 e	0.0 e	0.4 e	3.4 e	4.5 e	1.2 e	62.9 e	19.9 e	12.3 e	13.4 e	9.2 e	8.5 e
Korea, Republic of	542	284.5 e	75.0 e	53.9 e	99.7 e	120.0 e	103.0 e	28.1 e	7.3 e	6.8 e	6.5 e	8.2 e	3.3 e
New Zealand	196	0.4 e	0.1 e	0.0 e	0.0 e	0.0 e	0.1 e	9.9 e	1.0 e	1.9 e	1.9 e	4.7 e	0.8 e
Norway	142	....	....	....	0.0 e	0.0 e	0.0 e	....	....	....	0.9 e	1.8 e	2.1 e
Singapore	576	0.8 e	0.1 e	0.1 e	0.0 e	0.0 e	0.1 e	9.9 e	2.6 e	2.6 e	2.3 e	2.6 e	2.2 e
Sweden	144	0.5 e	0.2 e	0.2 e	0.0 e	0.4 e	0.0 e	17.1 e	4.9 e	3.2 e	2.0 e	0.7 e	2.0 e
Switzerland	146	2.4 e	0.6 e	1.0 e	0.4 e	0.4 e	1.1 e	13.9 e	4.5 e	2.6 e	1.8 e	1.6 e	2.0 e
Taiwan Prov.of China	528	47.9 e	15.0 e	11.8 e	21.8 e	6.8 e	8.1 e	11.1 e	1.4 e	3.6 e	1.4 e	2.0 e	1.4 e
United Kingdom	112	6.5 e	1.6 e	3.4 e	4.3 e	6.9 e	0.9 e	42.0 e	9.6 e	10.0 e	6.9 e	6.0 e	6.0 e
United States	111	145.0 e	38.2 e	24.5 e	18.8 e	33.1 e	52.2 e	144.6 e	29.7 e	14.3 e	18.9 e	16.2 e	16.6 e
Emerg. & Dev. Economies	200	4,878.0	1,361.8	1,284.7	989.8	971.2	928.5	4,796.9	1,199.9	1,109.9	912.7	984.5	991.0
Emerg. & Dev. Asia	505	2,662.3	766.9	665.5	560.9	538.4	462.7	1,864.6	495.4	450.6	351.7	374.6	346.5
China,P.R.: Mainland	924	2,506.3 e	742.6 e	644.7 e	537.9 e	500.4 e	429.4 e	1,495.0 e	392.2 e	360.9 e	260.8 e	308.2 e	285.8 e
F.T. French Polynesia	887	0.0 e	0.0 e	0.0 e	0.0 e	0.0 e	0.0 e	....	....	....	....	....	....
F.T. New Caledonia	839	0.0 e	0.0 e	0.0 e	0.0 e	0.0 e	0.0 e	....	....	....	....	....	....
India	534	98.5 e	14.7 e	5.7 e	5.2 e	20.2 e	14.2 e	341.7 e	95.1 e	83.5 e	84.7 e	58.8 e	54.6 e
Malaysia	548	28.4 e	2.0 e	7.8 e	11.3 e	10.3 e	11.2 e	13.5 e	4.3 e	2.4 e	2.7 e	3.7 e	2.0 e
Micronesia	868	0.0 e	0.0 e	0.0 e	0.0 e	0.0 e	0.0 e	....	....	....	....	....	....
Thailand	578	0.0 e	0.0 e	....	....	....	....	....	....	....	....	....	....
Vietnam	582	29.1 e	7.5 e	7.3 e	6.5 e	7.5 e	8.0 e	14.4 e	3.8 e	3.8 e	3.4 e	3.8 e	4.1 e
Europe	170	137.5	41.0	14.9	18.6	6.1	11.8	99.0	18.1	30.3	29.5	21.6	22.6
Emerg. & Dev. Europe	903	124.7	38.5	8.1	16.9	4.0	9.2	46.0	6.7	10.3	9.6	13.4	13.1
Bosnia and Herzegovina	963	0.0 e	0.0 e	0.0 e	0.0 e	0.0 e	0.0 e	0.1 e	0.0 e	0.0 e	0.0 e	0.0 e	0.0 e
Bulgaria	918	0.0 e	....	....	0.0 e	....	0.0 e	0.1 e	0.1 e	0.0 e	0.1 e	0.1 e	0.0 e
Croatia	960	0.0 e	....	....	....	....	....	0.0 e	0.0 e	....	0.1 e	0.6 e	....
Faroe Islands	816	0.0 e	0.0 e	0.0 e	0.0 e	0.0 e	0.0 e	0.0 e	0.0 e	0.0 e	0.0 e	0.0 e	0.0 e
Hungary	944	0.0 e	0.0 e	0.0 e	....	....	....	2.3 e	0.3 e	0.2 e	0.5 e	0.3 e	1.5 e
Montenegro	943	0.0 e	0.0 e	....	....	....	....	....	....	....	....	....	....
Poland	964	0.5 e	0.1 e	0.0 e	....	....	....	8.4 e	1.3 e	1.5 e	2.8 e	4.7 e	1.5 e
Romania	968	1.0 e	0.1 e	0.2 e	0.4 e	0.3 e	0.1 e	0.7 e	0.1 e	0.3 e	....	....	3.3 e
Serbia, Republic of	942	0.1 e	0.0 e	0.0 e	0.0 e	0.0 e	0.0 e	0.3 e	0.2 e	0.0 e	0.0 e	0.0 e	....

# Congo, Democratic Republic of (636)

In Millions of U.S. Dollars

		Exports (FOB)						Imports (CIF)					
		2015	2015Q3	2015Q4	2016Q1	2016Q2	2016Q3	2015	2015Q3	2015Q4	2016Q1	2016Q2	2016Q3
Turkey	186	123.1 e	38.3 e	7.9 e	16.4 e	3.6 e	9.0 e	34.1 e	4.7 e	8.3 e	6.0 e	7.7 e	6.8 e
<b>CIS</b>	<b>901</b>	<b>12.9</b>	<b>2.5</b>	<b>6.8</b>	<b>1.8</b>	<b>2.1</b>	<b>2.6</b>	<b>52.9</b>	<b>11.4</b>	<b>20.0</b>	<b>19.9</b>	<b>8.2</b>	<b>9.5</b>
Armenia	911	0.0 e	....	0.0 e	....	....	0.0 e	0.0 e	....	0.0 e	....	....	....
Belarus	913	0.0 e	0.0 e	....	0.6 e	0.3 e	....	0.2 e	0.2 e	0.0 e	....	0.6 e	0.7 e
Kazakhstan	916	6.4 e	1.6 e	1.5 e	1.1 e	1.6 e	1.6 e	0.1 e	0.0 e	0.0 e	0.0 e	0.0 e	0.0 e
Russian Federation	922	0.1 e	0.0 e	0.0 e	0.0 e	0.1 e	0.1 e	42.8 e	10.3 e	12.3 e	2.8 e	6.8 e	7.9 e
Ukraine	926	6.5 e	0.9 e	5.3 e	0.0 e	0.2 e	1.0 e	9.8 e	0.9 e	7.5 e	17.1 e	0.8 e	0.8 e
<b>Mid East, N Africa, Pak</b>	<b>440</b>	<b>749.3</b>	<b>181.1</b>	<b>188.7</b>	<b>164.6</b>	<b>165.6</b>	<b>134.4</b>	<b>55.7</b>	<b>16.2</b>	<b>10.3</b>	<b>8.4</b>	<b>8.2</b>	<b>7.5</b>
Bahrain, Kingdom of	419	0.0 e	0.0 e	0.0 e	0.0 e	0.0 e	0.0 e	....	....	....	....	....	....
Egypt	469	21.6 e	2.9 e	5.2 e	3.1 e	3.4 e	3.1 e	16.7 e	4.3 e	2.4 e	1.5 e	1.6 e	1.5 e
Jordan	439	1.5 e	1.0 e	0.2 e	0.1 e	0.1 e	0.1 e	0.4 e	0.1 e	0.1 e	0.1 e	0.0 e	0.1 e
Mauritania	682	....	....	....	....	....	....	3.3 e	0.8 e	0.8 e	0.7 e	0.8 e	0.8 e
Morocco	686	7.7 e	2.5 e	2.5 e	6.2 e	7.1 e	6.2 e	12.4 e	5.1 e	1.1 e	0.6 e	0.5 e	0.4 e
Oman	449	....	....	....	....	....	....	0.2 e	0.0 e	0.0 e	0.0 e	0.0 e	0.0 e
Pakistan	564	1.1 e	0.3 e	0.3 e	0.3 e	0.3 e	0.3 e	17.1 e	4.5 e	4.6 e	4.5 e	4.2 e	3.6 e
Qatar	453	....	....	....	....	....	....	5.7 e	1.4 e	1.3 e	1.0 e	1.0 e	1.1 e
Saudi Arabia	456	569.2 e	136.8 e	142.8 e	122.2 e	119.0 e	92.4 e	....	....	....	....	....	....
Tunisia	744	....	....	....	....	....	....	0.0 e	0.0 e	0.0 e	0.0 e	0.0 e	0.0 e
United Arab Emirates	466	148.2 e	37.6 e	37.8 e	32.7 e	35.7 e	32.2 e	....	....	....	....	....	....
<b>Sub-Saharan Africa</b>	<b>603</b>	<b>1,286.1</b>	<b>364.2</b>	<b>402.9</b>	<b>237.0</b>	<b>260.6</b>	<b>317.3</b>	<b>2,697.9</b>	<b>648.7</b>	<b>600.8</b>	<b>507.9</b>	<b>560.8</b>	<b>593.9</b>
Angola	614	6.2 e	1.4 e	1.2 e	0.8 e	0.9 e	1.0 e	0.6 e	0.1 e	0.1 e	0.1 e	0.1 e	0.1 e
Benin	638	0.1 e	0.0 e	0.0 e	0.0 e	0.0 e	0.0 e	0.2 e	0.1 e	0.1 e	0.1 e	0.1 e	0.0 e
Botswana	616	0.0 e	0.0 e	0.0 e	0.0 e	0.0 e	0.0 e	3.8 e	0.8 e	0.7 e	1.0 e	1.4 e	1.4 e
Burkina Faso	748	0.0 e	0.0 e	0.0 e	0.0 e	0.0 e	0.0 e	0.2 e	0.1 e	0.1 e	0.0 e	0.1 e	0.0 e
Burundi	618	2.6 e	0.6 e	0.5 e	0.6 e	0.6 e	0.8 e	30.0 e	8.8 e	8.6 e	7.2 e	4.8 e	7.9 e
Cabo Verde	624	0.2 e	0.0 e	0.0 e	0.0 e	0.1 e	0.1 e	....	....	....	....	....	....
Cameroon	622	0.0 e	0.0 e	0.0 e	0.0 e	0.0 e	0.0 e	43.0 e	12.5 e	9.0 e	8.6 e	9.8 e	10.5 e
Congo, Republic of	634	14.7 e	4.0 e	3.2 e	2.8 e	2.5 e	2.9 e	8.6 e	2.2 e	1.7 e	1.4 e	1.7 e	2.0 e
Côte d'Ivoire	662	0.2 e	0.0 e	0.0 e	0.0 e	0.0 e	0.0 e	56.9 e	4.2 e	1.8 e	3.8 e	5.8 e	6.3 e
Ethiopia	644	....	....	....	....	....	....	0.2 e	0.0 e	0.0 e	0.0 e	0.0 e	0.0 e
Gabon	646	0.0 e	0.0 e	0.0 e	0.0 e	0.0 e	0.0 e	8.6 e	2.2 e	2.2 e	1.6 e	1.7 e	1.6 e
Ghana	652	0.0 e	0.0 e	0.0 e	0.0 e	0.0 e	0.0 e	0.8 e	0.2 e	0.2 e	0.2 e	0.2 e	0.2 e
Guinea	656	0.2 e	0.1 e	0.1 e	0.0 e	0.1 e	0.1 e	0.2 e	0.0 e	0.0 e	0.1 e	0.1 e	0.1 e
Kenya	664	3.2 e	0.9 e	1.0 e	0.8 e	1.1 e	1.1 e	240.0 e	64.7 e	59.6 e	58.5 e	59.6 e	53.9 e
Madagascar	674	0.0 e	0.0 e	0.0 e	0.0 e	0.0 e	0.0 e	0.3 e	0.1 e	0.1 e	0.1 e	0.1 e	0.1 e
Malawi	676	0.5 e	0.1 e	0.1 e	0.1 e	0.1 e	0.1 e	1.7 e	0.4 e	0.8 e	0.6 e	0.6 e	0.5 e
Mali	678	0.2 e	0.0 e	0.0 e	0.0 e	0.0 e	0.0 e	0.0 e	0.0 e	0.0 e	0.0 e	0.0 e	0.0 e
Namibia	728	186.3 e	47.3 e	44.1 e	34.3 e	36.8 e	36.1 e	85.2 e	20.1 e	19.4 e	22.1 e	19.0 e	12.7 e
Niger	692	0.0 e	0.0 e	0.0 e	0.0 e	0.0 e	0.0 e	0.0 e	0.0 e	0.0 e	0.0 e	0.0 e	0.0 e
Nigeria	694	2.1 e	0.5 e	0.5 e	0.3 e	0.4 e	0.3 e	0.3 e	0.1 e	0.1 e	0.0 e	0.1 e	0.0 e
Rwanda	714	10.4 e	2.4 e	2.9 e	2.4 e	2.9 e	4.8 e	197.7 e	40.7 e	61.1 e	40.1 e	42.3 e	40.3 e
Senegal	722	0.0 e	....	....	....	....	....	0.9 e	0.2 e	0.5 e	0.9 e	0.9 e	0.7 e
Seychelles	718	0.0 e	0.0 e	0.0 e	0.0 e	0.0 e	0.0 e	....	....	....	....	....	....
South Africa	199	96.5 e	12.0 e	9.7 e	5.4 e	8.6 e	21.7 e	1,085.2 e	276.6 e	233.3 e	171.3 e	199.3 e	233.5 e
Tanzania	738	0.6 e	0.1 e	0.1 e	0.1 e	0.1 e	0.1 e	210.2 e	47.5 e	41.7 e	46.0 e	51.7 e	52.2 e
Togo	742	0.0 e	0.0 e	0.0 e	0.0 e	0.0 e	0.0 e	1.0 e	0.3 e	0.1 e	0.3 e	0.3 e	0.1 e
Uganda	746	3.4 e	0.7 e	0.5 e	0.7 e	0.4 e	0.6 e	161.7 e	40.4 e	42.1 e	41.4 e	45.1 e	52.8 e
Zambia	754	899.4 e	278.9 e	323.8 e	176.8 e	192.8 e	233.2 e	556.5 e	125.6 e	116.6 e	101.2 e	114.8 e	116.5 e
Zimbabwe	698	59.1 e	15.0 e	15.0 e	11.8 e	13.1 e	14.1 e	3.9 e	0.6 e	0.9 e	1.5 e	1.2 e	0.5 e
<b>Western Hemisphere</b>	<b>205</b>	<b>42.7</b>	<b>8.6</b>	<b>12.8</b>	<b>8.7</b>	<b>0.6</b>	<b>2.3</b>	<b>79.8</b>	<b>21.4</b>	<b>17.9</b>	<b>15.3</b>	<b>19.3</b>	<b>20.4</b>
Bermuda	319	0.0 e	0.0 e	0.0 e	0.0 e	0.0 e	0.0 e	....	....	....	....	....	....
Bolivia	218	0.0 e	....	0.0 e	0.0 e	....	....	0.0 e	....	....	....	....	....
Brazil	223	40.5 e	8.0 e	12.2 e	8.2 e	0.0 e	1.7 e	44.6 e	11.7 e	10.5 e	7.3 e	11.0 e	12.6 e
Chile	228	0.1 e	0.0 e	....	0.0 e	....	0.0 e	1.0 e	0.1 e	0.1 e	....	....	....
Colombia	233	....	....	....	....	....	....	2.6 e	1.0 e	....	....	....	....
Costa Rica	238	1.8 e	0.5 e	0.5 e	0.4 e	0.5 e	0.5 e	....	....	....	....	....	....
Dominican Republic	243	0.0 e	0.0 e	0.0 e	0.0 e	0.0 e	0.0 e	0.0 e	0.0 e	0.0 e	0.0 e	0.0 e	0.0 e
Ecuador	248	....	....	....	....	....	....	2.3 e	0.5 e	....	....	....	....
Greenland	326	0.0 e	0.0 e	0.0 e	0.0 e	0.0 e	0.0 e	....	....	....	....	....	....
Guatemala	258	0.0 e	0.0 e	0.0 e	0.0 e	0.0 e	0.0 e	28.0 e	7.9 e	7.2 e	7.7 e	8.1 e	7.6 e



# Congo, Democratic Republic of (636)

In Millions of U.S. Dollars

		Exports (FOB)						Imports (CIF)					
		2015	2015Q3	2015Q4	2016Q1	2016Q2	2016Q3	2015	2015Q3	2015Q4	2016Q1	2016Q2	2016Q3
Honduras	268	0.0 e	....	....	....	....	....	0.0 e	0.0 e	....	....	....	....
Netherlands Antilles	353	0.0 e	0.0 e	0.0 e	0.0 e	0.0 e	0.0 e	....	....	....	....	....	....
Paraguay	288	....	....	....	....	....	....	0.8 e	0.1 e	0.0 e	0.2 e	0.2 e	0.1 e
Peru	293	0.0 e	0.0 e	0.0 e	0.0 e	0.0 e	0.0 e	0.3 e	0.1 e	0.0 e	0.0 e	0.0 e	0.0 e
St. Vincent & Grens.	364	0.0 e	0.0 e	0.0 e	0.0 e	0.0 e	0.0 e	....	....	....	....	....	....
Trinidad and Tobago	369	0.3 e	0.1 e	0.1 e	0.1 e	0.1 e	0.1 e	0.1 e	0.0 e	0.0 e	0.0 e	0.0 e	0.0 e
Uruguay	298	0.0 e	0.0 e	....	....	....	....	....	....	....	....	....	....
<b>Other Countries n.i.e</b>	<b>910</b>	<b>0.5</b>	<b>0.1</b>	<b>0.1</b>	<b>0.1</b>	<b>0.1</b>	<b>0.1</b>	....	....	....	....	....	....
Cuba	928	0.5 e	0.1 e	0.1 e	0.1 e	0.1 e	0.1 e	....	....	....	....	....	....
<b>Memorandum Items</b>													
Africa	605	1,293.8	366.7	405.4	243.3	267.7	323.5	2,713.5	654.6	602.7	509.1	562.1	595.2
Middle East	405	740.6	178.3	185.9	158.1	158.2	127.9	22.9	5.8	3.8	2.6	2.7	2.7
European Union	998	724.5	168.8	197.6	257.9	294.8	201.5	1,321.2	328.8	311.7	238.2	261.9	212.9
Export earnings: fuel	080	747.2	182.0	186.9	159.9	160.3	130.7	71.9	17.8	17.9	7.0	11.4	12.8
Export earnings: nonfuel	092	5,393.4	1,505.9	1,392.7	1,234.0	1,277.2	1,167.2	6,384.0	1,588.6	1,468.8	1,201.1	1,288.4	1,234.7

# Congo, Republic of (634)

In Millions of U.S. Dollars

		Exports (FOB)						Imports (CIF)					
		2015	2015Q3	2015Q4	2016Q1	2016Q2	2016Q3	2015	2015Q3	2015Q4	2016Q1	2016Q2	2016Q3
IFS World		4,649.9	....	....	....	....	....	7,747.0	....	....	....	....	....
World	001	3,177.5	841.7	618.2	538.9	685.0	792.0	3,423.5	906.9	924.0	684.9	627.9	1,365.1
Advanced Economies	110	1,406.6	347.8	308.1	248.3	297.5	300.2	1,935.4	490.1	572.4	410.5	317.1	1,051.0
Euro Area	163	1,012.6	234.8	256.6	93.7	89.4	167.0	1,315.3	406.5	258.4	284.1	202.5	239.9
Austria	122	0.0	0.0 r	0.0 r	0.0 r	0.0 r	....	0.7	0.1 r	0.0 r	0.0 r	0.1 r	0.1 r
Belgium	124	24.1	12.8 r	4.2 r	7.9 r	7.7 r	4.1 r	379.2	103.7 r	75.9 r	74.5 r	52.0 r	63.9 r
Cyprus	423	0.0	0.0 r	0.0 r	....	0.0 r	0.0 r	0.0	0.0 r	0.0 r	0.0 r	0.0 r	....
Estonia	939	0.0	....	0.0 r	....	....	....	0.3	0.0 r	0.1 r	0.1 r	0.0 r	0.0 r
Finland	172	1.2	0.0 r	1.1 r	0.0 r	....	....	12.2	2.0 r	3.4 r	0.7 r	0.1 r	0.9 r
France	132	74.7	6.9 r	53.1 r	7.6 r	12.4 r	9.5 r	499.4	126.0 r	110.6 r	146.9 r	94.7 r	121.1 r
Germany	134	2.3	0.4 r	1.0 r	0.5 r	1.2 r	0.9 r	59.6	25.1 r	8.4 r	17.8 r	6.9 r	7.0 r
Greece	174	0.5	0.1 r	0.1 r	0.2 r	0.1 r	0.2 r	0.4	0.1 r	0.2 r	0.1 r	0.2 r	0.2 r
Ireland	178	0.5	0.2 r	0.3 r	0.0 r	0.2 r	....	67.2	52.5 r	3.1 r	1.5 r	2.3 r	1.5 r
Italy	136	375.8	78.8 r	131.5 r	59.3 r	51.0 r	48.2 r	129.5	32.6 r	25.3 r	19.2 r	24.7 r	22.8 r
Latvia	941	....	....	....	....	....	....	0.7	0.1 r	0.3 r	0.3 r	0.4 r	0.1 r
Lithuania	946	0.0	0.0 r	....	0.3 r	0.0 r	0.0 r	0.0	0.0 r	0.0 r	0.0 r	0.0 r	0.1 r
Luxembourg	137	....	....	....	....	....	....	0.5	0.1 r	0.4 r	1.7 r	0.0 r	0.1 r
Malta	181	0.2	0.0 r	0.1 r	0.1 r	0.0 r	0.0 r	0.2	0.1 r	0.1 r	....	0.2 r	....
Netherlands	138	28.6	0.8 r	0.5 r	7.4 r	11.9 r	43.6 r	60.7	20.8 r	11.0 r	9.6 r	11.4 r	12.6 r
Portugal	182	109.5	21.0 r	1.1 r	1.0 r	2.1 r	0.5 r	47.2	21.4 r	7.5 r	2.1 r	1.2 r	2.1 r
Slovak Republic	936	0.0	....	0.0 r	....	....	....	0.0	0.0 r	0.0 r	0.0 r	0.0 r	0.0 r
Slovenia	961	0.2	0.1 r	0.0 r	0.1 r	0.0 r	0.1 r	....	....	....	....	....	....
Spain	184	395.0	113.9 r	63.4 r	9.3 r	2.7 r	59.9 r	57.4	21.9 r	12.2 r	9.6 r	8.3 r	7.3 r
Australia	193	72.7	35.1 r	0.0 r	38.4 r	92.1 r	52.4 r	6.0	0.6 r	0.6 r	0.5 r	0.3 r	72.4 r
Canada	156	34.2	8.4 r	13.6 r	14.5 r	53.0 r	5.5 r	22.1	5.1 r	3.7 r	2.0 r	7.4 r	12.9 r
China,P.R.: Hong Kong	532	0.5	0.0 r	0.3 r	0.9 r	0.2 r	0.3 r	3.5	0.9 r	1.1 r	0.5 r	0.8 r	1.3 r
China,P.R.: Macao	546	0.0 e	....	....	....	....	....	....	....	....	....	....	....
Czech Republic	935	0.2	0.1 r	0.0 r	0.1 r	0.1 r	0.0 r	0.5	0.1 r	0.1 r	0.1 r	0.1 r	0.1 r
Denmark	128	0.0	0.0 r	0.0 r	0.0 r	0.0 r	0.0 r	5.7	2.3 r	1.4 r	0.8 r	0.6 r	0.9 r
Iceland	176	....	....	....	....	....	....	0.0	0.0 r	0.0 r	0.0 r	0.0 r	0.0 r
Israel	436	0.0	....	....	....	....	....	2.6	0.3 r	0.2 r	0.2 r	0.2 r	0.7 r
Japan	158	0.1	0.0 r	0.0 r	0.0 r	0.0 r	0.0 r	9.5	3.1 r	0.8 r	2.2 r	3.0 r	3.5 r
Korea, Republic of	542	19.1	14.3 r	0.8 r	8.9 r	0.3 r	0.6 r	251.6	2.6 r	241.7 r	2.7 r	3.1 r	584.5 r
New Zealand	196	....	....	....	....	....	....	5.0	1.0 r	0.8 r	0.9 r	1.2 r	0.6 r
Norway	142	11.0	2.8 r	2.8 r	5.0 r	7.2 r	10.1 r	27.6	6.9 r	6.9 r	66.5 r	54.0 r	81.5 r
Singapore	576	94.3	23.5 r	23.8 r	25.3 r	23.9 r	23.7 r	13.3	3.5 r	2.7 r	1.4 r	1.2 r	1.7 r
Sweden	144	....	....	....	....	....	....	1.8	0.2 r	0.9 r	0.2 r	0.3 r	0.6 r
Switzerland	146	2.3	0.7 r	0.4 r	0.7 r	1.0 r	0.7 r	3.7	2.1 r	0.5 r	0.5 r	0.3 r	0.6 r
Taiwan Prov.of China	528	36.5	5.0 r	3.6 r	53.9 r	7.8 r	12.0 r	0.3	0.1 r	0.1 r	0.0 r	0.1 r	0.1 r
United Kingdom	112	30.2	2.9 r	3.4 r	2.2 r	9.2 r	6.0 r	130.8	32.1 r	25.1 r	34.8 r	12.6 r	27.7 r
United States	111	92.8	20.1 r	2.7 r	4.8 r	13.2 r	21.9 r	136.2	22.6 r	27.4 r	13.0 r	29.5 r	21.9 r
Emerg. & Dev. Economies	200	1,758.6	490.8	307.7	288.6	385.2	489.0	1,487.9	416.8	351.5	274.3	310.8	314.1
Emerg. & Dev. Asia	505	1,104.5	330.4	181.8	189.5	270.7	357.0	762.1	196.9	182.8	121.5	153.5	151.0
Bangladesh	513	0.0	0.0 r	0.0 r	0.0 r	0.0 r	0.0 r	0.0	0.0 r	0.0 r	0.0 r	0.0 r	0.0 r
Brunei Darussalam	516	....	....	....	....	....	....	0.1	0.0 r	0.0 r	0.0 r	0.0 r	0.0 r
Cambodia	522	0.0 e	0.0 e	0.0 e	0.0 e	0.0 e	0.0 e	....	....	....	....	....	....
China,P.R.: Mainland	924	1,015.6	313.7 r	165.6 r	185.7 r	259.9 r	336.0 r	554.8	143.4 r	146.7 r	90.3 r	113.5 r	117.1 r
Fiji	819	0.0 e	0.0 e	0.0 e	0.0 e	0.0 e	0.0 e	....	....	....	....	....	....
F.T. New Caledonia	839	....	....	....	....	....	....	0.0	0.0 r	0.0 r	0.0 r	0.0 r	0.0 r
India	534	67.9	11.4 r	11.3 r	1.1 r	7.2 r	17.5 r	119.2	29.9 r	16.6 r	18.9 r	20.8 r	15.6 r
Indonesia	536	0.6	0.0 r	0.6 r	0.1 r	0.2 r	0.3 r	23.5	6.6 r	3.7 r	3.2 r	1.7 r	1.9 r
Malaysia	548	9.5	2.6 r	2.1 r	0.8 r	1.2 r	0.6 r	34.1	10.0 r	11.6 r	3.5 r	9.8 r	11.1 r
Nepal	558	0.0 e	0.0 e	0.0 e	0.0 e	0.0 e	0.0 e	0.0 e	0.0 e	0.0 e	0.0 e	0.0 e	0.0 e
Papua New Guinea	853	....	....	....	....	....	....	0.0	0.0 r	0.0 r	0.0 r	0.0 r	0.0 r
Philippines	566	0.0	....	....	....	....	....	0.1	0.0 r	0.0 r	....	....	....
Sri Lanka	524	....	....	....	0.0 r	....	....	0.3	0.1 r	0.1 r	0.0 r	0.0 r	0.1 r
Thailand	578	0.4	0.1 r	0.0 r	0.1 r	0.1 r	0.1 r	24.2	5.4 r	2.8 r	4.5 r	6.6 r	4.1 r
Vanuatu	846	9.8	2.5 r	2.0 r	1.6 r	1.9 r	2.2 r	0.1	0.0 r	0.0 r	0.0 r	0.0 r	0.0 r
Vietnam	582	0.8	0.2 r	0.1 r	0.1 r	0.1 r	0.2 r	4.5	1.2 r	1.0 r	0.9 r	0.8 r	0.9 r
Asia n.s.	598	....	....	....	....	....	....	1.1	0.3 r	0.2 r	0.2 r	0.2 r	0.2 r

# Congo, Republic of (634)

In Millions of U.S. Dollars

		Exports (FOB)						Imports (CIF)					
		2015	2015Q3	2015Q4	2016Q1	2016Q2	2016Q3	2015	2015Q3	2015Q4	2016Q1	2016Q2	2016Q3
<b>Europe</b>	170	<b>1.9</b>	<b>0.1</b>	<b>0.1</b>	<b>0.1</b>	<b>0.1</b>	<b>0.2</b>	<b>113.1</b>	<b>33.8</b>	<b>28.7</b>	<b>29.6</b>	<b>26.6</b>	<b>15.2</b>
<b>Emerg. &amp; Dev. Europe</b>	903	<b>1.6</b>	<b>0.1</b>	<b>0.1</b>	<b>0.1</b>	<b>0.1</b>	<b>0.1</b>	<b>90.4</b>	<b>23.9</b>	<b>23.4</b>	<b>27.8</b>	<b>21.4</b>	<b>11.1</b>
Albania	914	....	....	....	....	....	....	0.0	0.0 r	0.0 r	0.0 r	0.0 r	0.0 r
Bosnia and Herzegovina	963	0.0 e	0.0 e	0.0 e	0.0 e	0.0 e	0.0 e	....	....	....	....	....	....
Bulgaria	918	....	....	....	....	....	....	0.4	0.2 r	0.0 r	0.1 r	0.1 r	0.2 r
Croatia	960	0.0	0.0 r	0.0 r	0.0 r	0.0 r	0.0 r	0.1	0.0 r	0.0 r	0.0 r	0.1 r	0.0 r
Faroe Islands	816	0.1 e	0.0 e	0.0 e	0.0 e	0.0 e	0.0 e	....	....	....	....	....	....
Hungary	944	0.0	0.0 r	....	0.0 r	....	....	3.8	1.5 r	0.8 r	0.7 r	0.5 r	0.9 r
Macedonia, FYR	962	....	....	....	....	....	....	0.0	0.0 r	0.0 r	0.0 r	0.0 r	0.0 r
Montenegro	943	0.0 e	....	....	....	....	....	....	....	....	....	....	....
Poland	964	1.3	0.0 r	0.0 r	0.0 r	0.0 r	0.1 r	8.4	1.7 r	3.2 r	0.5 r	0.9 r	1.1 r
Romania	968	0.0	0.0 r	0.0 r	....	0.0 r	0.0 r	2.3	0.5 r	1.1 r	0.8 r	0.8 r	0.4 r
Serbia, Republic of	942	....	....	....	....	....	....	0.1	0.0 r	0.0 r	....	0.0 r	0.0 r
Turkey	186	0.1	0.0 r	0.0 r	0.0 r	0.0 r	0.0 r	75.3	20.0 r	18.1 r	25.7 r	19.0 r	8.5 r
<b>CIS</b>	901	<b>0.3</b>	<b>0.1</b>	<b>0.0</b>	<b>0.0</b>	<b>0.0</b>	<b>0.1</b>	<b>18.3</b>	<b>8.7</b>	<b>4.4</b>	<b>1.0</b>	<b>4.4</b>	<b>3.2</b>
Armenia	911	0.0	0.0 r	....	....	....	....	....	....	....	....	0.1 r	....
Azerbaijan, Rep. of	912	0.0	0.0 r	0.0 r	0.0 r	0.0 r	0.0 r	....	....	....	....	....	....
Belarus	913	0.0 e	0.0 e	....	....	0.0 e	0.0 e	0.0	0.0 r	0.0 r	....	....	0.0 r
Georgia	915	0.0	0.0 r	....	....	....	....	0.2	0.0 r	0.0 r	0.0 r	0.4 r	0.0 r
Kazakhstan	916	0.2	0.1 r	0.0 r	0.0 r	0.0 r	0.1 r	0.0	0.0 r	0.0 r	0.0 r	0.0 r	0.0 r
Russian Federation	922	0.0	0.0 r	0.0 r	0.0 r	0.0 r	0.0 r	15.0	7.0 r	3.8 r	1.0 r	1.7 r	2.5 r
Ukraine	926	....	....	....	....	....	....	3.1	1.6 r	0.5 r	....	2.2 r	0.6 r
Europe n.s.	884	....	....	....	....	....	....	4.4	1.2 r	0.9 r	0.8 r	0.7 r	0.9 r
<b>Mid East, N Africa, Pak</b>	440	<b>5.9</b>	<b>1.5</b>	<b>1.2</b>	<b>1.1</b>	<b>1.3</b>	<b>1.5</b>	<b>159.6</b>	<b>43.0</b>	<b>35.4</b>	<b>30.6</b>	<b>27.7</b>	<b>32.2</b>
Algeria	612	0.2	0.1 r	0.0 r	0.0 r	0.0 r	0.0 r	0.1	0.0 r	0.0 r	0.0 r	0.0 r	0.0 r
Bahrain, Kingdom of	419	0.0 e	0.0 e	0.0 e	0.0 e	0.0 e	0.0 e	0.7	0.2 r	0.2 r	0.1 r	0.1 r	0.1 r
Djibouti	611	0.0	0.0 r	0.0 r	0.0 r	0.0 r	0.0 r	0.0	0.0 r	0.0 r	0.0 r	0.0 r	0.0 r
Egypt	469	0.2	0.1 r	0.0 r	0.1 r	0.1 r	0.1 r	11.0	2.6 r	3.3 r	2.5 r	2.1 r	2.4 r
Iran, I.R. of	429	0.0	0.0 r	0.0 r	0.0 r	0.0 r	0.0 r	0.5	0.1 r	0.1 r	0.1 r	0.1 r	0.1 r
Iraq	433	0.0	0.0 r	0.0 r	0.0 r	0.0 r	0.0 r	0.0	0.0 r	0.0 r	0.0 r	0.0 r	0.0 r
Jordan	439	0.0	0.0 r	0.0 r	0.0 r	0.0 r	0.0 r	0.1	0.0 r	0.0 r	0.0 r	0.0 r	0.0 r
Kuwait	443	0.0	0.0 r	0.0 r	0.0 r	0.0 r	0.0 r	0.0	0.0 r	0.0 r	0.0 r	0.0 r	0.0 r
Lebanon	446	0.0	0.0 r	0.0 r	0.0 r	0.0 r	0.0 r	10.6	2.5 r	2.1 r	1.5 r	1.3 r	1.6 r
Libya	672	0.1	0.0 r	0.0 r	0.0 r	0.0 r	0.0 r	0.2	0.0 r	0.0 r	0.0 r	0.0 r	0.0 r
Mauritania	682	....	....	....	....	....	....	13.9	3.8 r	3.0 r	2.6 r	2.4 r	2.7 r
Morocco	686	0.6	0.1 r	0.1 r	0.1 r	0.1 r	0.2 r	6.8	2.1 r	1.6 r	1.7 r	1.5 r	1.7 r
Oman	449	0.2	0.0 r	0.0 r	0.0 r	0.0 r	0.0 r	0.1	0.0 r	0.0 r	0.0 r	0.0 r	0.0 r
Pakistan	564	0.7	0.2 r	0.2 r	0.2 r	0.2 r	0.2 r	0.5	0.2 r	0.1 r	0.1 r	0.1 r	0.1 r
Qatar	453	0.0	0.0 r	0.0 r	0.0 r	0.0 r	0.0 r	0.0	0.0 r	0.0 r	0.0 r	0.0 r	0.0 r
Saudi Arabia	456	0.3	0.1 r	0.1 r	0.0 r	0.1 r	0.1 r	1.3	0.3 r	0.3 r	0.2 r	0.2 r	0.2 r
Syrian Arab Republic	463	....	....	....	....	....	....	0.0	0.0 r	0.0 r	0.0 r	0.0 r	0.0 r
Tunisia	744	0.3	0.1 r	0.1 r	0.1 r	0.1 r	0.1 r	7.1	2.0 r	1.6 r	1.4 r	1.3 r	1.6 r
United Arab Emirates	466	3.3	0.8 r	0.6 r	0.5 r	0.6 r	0.7 r	106.4	29.0 r	23.0 r	20.2 r	18.3 r	21.4 r
West Bank and Gaza	487	0.0 e	0.0 e	0.0 e	0.0 e	0.0 e	0.0 e	....	....	....	....	....	....
<b>Sub-Saharan Africa</b>	603	<b>645.7</b>	<b>158.7</b>	<b>124.4</b>	<b>97.8</b>	<b>113.0</b>	<b>130.2</b>	<b>355.8</b>	<b>103.1</b>	<b>85.4</b>	<b>80.4</b>	<b>80.6</b>	<b>94.3</b>
Angola	614	204.1	51.5 r	40.6 r	32.6 r	38.8 r	45.8 r	56.7	15.4 r	12.2 r	10.7 r	9.6 r	11.2 r
Benin	638	0.4	0.1 r	0.1 r	0.1 r	0.1 r	0.1 r	1.6	0.4 r	0.4 r	0.3 r	0.3 r	0.3 r
Burkina Faso	748	0.1	0.0 r	0.0 r	0.0 r	0.0 r	0.0 r	0.0	0.0 r	0.0 r	0.0 r	0.0 r	0.0 r
Burundi	618	....	....	....	....	....	....	0.0 e	0.0 e	0.0 e	0.0 e	0.0 e	0.0 e
Cabo Verde	624	0.0	0.0 r	0.0 r	0.0 r	0.0 r	0.0 r	0.0	0.0 r	0.0 r	0.0 r	0.0 r	0.0 r
Cameroon	622	58.6	15.4 r	12.6 r	10.5 r	12.8 r	15.4 r	62.2	19.8 r	18.8 r	18.6 r	18.6 r	23.3 r
Central African Rep.	626	1.7	0.4 r	0.3 r	0.3 r	0.3 r	0.4 r	0.3	0.1 r	0.1 r	0.0 r	0.0 r	0.1 r
Chad	628	1.4	0.3 r	0.3 r	0.2 r	0.2 r	0.3 r	0.3	0.1 r	0.1 r	0.1 r	0.1 r	0.1 r
Comoros	632	....	....	....	....	....	....	0.0	0.0 r	0.0 r	0.0 r	0.0 r	0.0 r
Congo, Dem. Rep. of	636	8.1	2.1 r	1.6 r	1.3 r	1.6 r	1.9 r	15.6	4.2 r	3.3 r	2.9 r	2.6 r	3.1 r
Côte d'Ivoire	662	....	....	....	....	....	....	72.2	22.4 r	20.7 r	20.2 r	20.0 r	24.9 r
Equatorial Guinea	642	2.3	0.6 r	0.5 r	0.4 r	0.4 r	0.5 r	6.9	1.9 r	1.5 r	1.3 r	1.2 r	1.4 r
Ethiopia	644	0.4	0.1 r	0.1 r	0.1 r	0.1 r	0.1 r	0.0	0.0 r	0.0 r	0.0 r	0.0 r	0.0 r
Gabon	646	300.2	71.1 r	52.4 r	39.2 r	43.9 r	49.2 r	38.4	10.5 r	8.3 r	7.2 r	6.5 r	7.6 r
Gambia, The	648	....	....	....	....	....	....	0.1	0.0 r	0.0 r	0.0 r	0.0 r	0.0 r

# Congo, Republic of (634)

In Millions of U.S. Dollars

		Exports (FOB)						Imports (CIF)					
		2015	2015Q3	2015Q4	2016Q1	2016Q2	2016Q3	2015	2015Q3	2015Q4	2016Q1	2016Q2	2016Q3
Ghana	652	1.7	0.4 r	0.4 r	0.3 r	0.4 r	0.4 r	18.5	5.0 r	4.0 r	3.5 r	3.1 r	3.7 r
Guinea	656	0.0	0.0 r	0.0 r	0.0 r	0.0 r	0.0 r	0.3	0.1 r	0.1 r	0.1 r	0.1 r	0.1 r
Guinea-Bissau	654	....	....	....	....	....	....	0.5	0.1 r	0.1 r	0.1 r	0.1 r	0.1 r
Kenya	664	0.5	0.1 r	0.1 r	0.1 r	0.1 r	0.1 r	1.2	0.3 r	0.2 r	0.2 r	0.2 r	0.2 r
Liberia	668	....	....	....	....	....	....	0.0	0.0 r	0.0 r	0.0 r	0.0 r	0.0 r
Madagascar	674	0.0	0.0 r	0.0 r	0.0 r	0.0 r	0.0 r	....	....	....	....	....	....
Malawi	676	0.0	0.0 r	0.0 r	0.0 r	0.0 r	0.0 r	....	....	....	....	....	....
Mauritius	684	0.2	0.0 r	0.1 r	0.1 r	0.1 r	0.1 r	1.8	1.0 r	0.1 r	0.0 r	0.0 r	0.0 r
Mozambique	688	0.1	0.0 r	0.0 r	0.0 r	0.0 r	0.0 r	0.2	0.1 r	0.0 r	0.0 r	0.0 r	0.0 r
Namibia	728	30.5	7.7 r	6.1 r	4.9 r	5.8 r	6.8 r	6.4	1.7 r	1.4 r	1.2 r	1.1 r	1.3 r
Niger	692	0.2	0.0 r	0.0 r	0.0 r	0.0 r	0.0 r	....	....	....	....	....	....
Nigeria	694	6.3	1.6 r	1.3 r	1.0 r	1.2 r	1.4 r	5.1	1.4 r	1.1 r	1.0 r	0.9 r	1.0 r
São Tomé & Príncipe	716	....	....	....	....	....	....	0.0	0.0 r	0.0 r	0.0 r	0.0 r	0.0 r
Senegal	722	0.6	0.0 r	0.1 r	0.2 r	0.3 r	0.3 r	24.5	5.2 r	5.2 r	5.1 r	4.6 r	5.4 r
Seychelles	718	0.0	0.0 r	0.0 r	0.0 r	0.0 r	0.0 r	....	....	....	....	....	....
Sierra Leone	724	0.0	0.0 r	0.0 r	0.0 r	0.0 r	0.0 r	0.1	0.0 r	0.0 r	0.0 r	0.0 r	0.0 r
South Africa	199	26.5	6.5 r	7.6 r	6.2 r	6.4 r	6.8 r	39.8	12.4 r	7.3 r	7.2 r	11.0 r	9.9 r
Swaziland	734	....	....	....	....	....	....	0.0	0.0 r	0.0 r	0.0 r	0.0 r	0.0 r
Tanzania	738	0.1	0.0 r	0.0 r	0.0 r	0.0 r	0.0 r	1.5	0.4 r	0.3 r	0.3 r	0.3 r	0.3 r
Togo	742	1.6	0.4 r	0.4 r	0.4 r	0.4 r	0.4 r	1.3	0.4 r	0.3 r	0.2 r	0.2 r	0.3 r
Uganda	746	....	....	....	....	....	....	0.2	0.1 r	0.1 r	0.1 r	0.1 r	0.1 r
Zambia	754	....	....	....	....	....	....	0.1	0.0 r	0.0 r	....	....	....
<b>Western Hemisphere</b>	<b>205</b>	<b>0.6</b>	<b>0.1</b>	<b>0.1</b>	<b>0.1</b>	<b>0.1</b>	<b>0.1</b>	<b>97.4</b>	<b>39.9</b>	<b>19.4</b>	<b>12.2</b>	<b>22.4</b>	<b>21.5</b>
Antigua and Barbuda	311	0.0	0.0 r	0.0 r	0.0 r	0.0 r	0.0 r	0.0	0.0 r	0.0 r	0.0 r	0.0 r	0.0 r
Argentina	213	0.0	0.0 r	0.0 r	0.0 r	0.0 r	0.0 r	24.1	6.2 r	6.6 r	6.8 r	7.0 r	7.2 r
Bahamas, The	313	....	....	....	....	....	....	0.3	0.1 r	0.1 r	0.1 r	0.1 r	0.1 r
Barbados	316	0.0 e	0.0 e	0.0 e	0.0 e	0.0 e	0.0 e	....	....	....	....	....	....
Belize	339	....	....	....	....	....	....	0.0	0.0 r	0.0 r	0.0 r	0.0 r	0.0 r
Bolivia	218	0.0	0.0 r	....	0.0 r	....	....	....	....	....	....	....	....
Brazil	223	0.0	0.0 r	0.0 r	0.0 r	0.0 r	0.0 r	64.4	31.4 r	10.6 r	3.8 r	11.7 r	11.4 r
Chile	228	....	....	....	....	....	....	0.3	0.0 r	0.0 r	0.0 r	0.0 r	0.0 r
Colombia	233	....	....	....	....	....	....	0.8	0.3 r	0.1 r	0.2 r	0.2 r	0.2 r
Costa Rica	238	....	....	....	....	....	....	0.0	0.0 r	0.0 r	0.0 r	0.0 r	0.0 r
Curacao	354	....	....	....	....	....	....	0.1	0.0 r	0.0 r	0.0 r	0.0 r	0.0 r
Dominica	321	0.0	0.0 r	0.0 r	0.0 r	0.0 r	0.0 r	0.1	0.0 r	0.0 r	0.0 r	0.0 r	0.0 r
Dominican Republic	243	0.0	0.0 r	0.0 r	0.0 r	0.0 r	0.0 r	....	....	....	....	....	....
Ecuador	248	0.0	....	0.0 r	....	....	....	0.0	0.0 r	....	....	....	....
Falkland Islands	323	0.0	0.0 r	0.0 r	0.0 r	0.0 r	0.0 r	....	....	....	....	....	....
Guyana	336	0.0 e	0.0 e	0.0 e	0.0 e	0.0 e	0.0 e	....	....	....	....	....	....
Haiti	263	0.0	0.0 r	0.0 r	0.0 r	0.0 r	0.0 r	....	....	....	....	....	....
Honduras	268	0.0 e	....	0.0 e	....	....	....	....	....	....	....	....	....
Mexico	273	0.0	0.0 r	0.0 r	0.0 r	0.0 r	0.0 r	2.5	0.1 r	1.0 r	0.3 r	2.6 r	1.6 r
Nicaragua	278	0.0 e	0.0 e	0.0 e	0.0 e	0.0 e	0.0 e	0.0	0.0 r	0.0 r	0.0 r	0.0 r	0.0 r
Panama	283	....	....	....	....	....	....	0.0	0.0 r	0.0 r	0.0 r	0.0 r	0.0 r
Paraguay	288	....	....	....	....	....	....	1.7	0.5 r	0.4 r	0.3 r	0.3 r	0.3 r
Peru	293	0.0	0.0 r	0.0 r	0.0 r	0.0 r	0.0 r	0.2	0.1 r	0.0 r	0.0 r	0.0 r	0.0 r
St. Kitts and Nevis	361	....	....	....	....	....	....	0.0	0.0 r	0.0 r	0.0 r	0.0 r	0.0 r
St. Lucia	362	....	....	....	....	....	....	0.0 e	0.0 e	0.0 e	0.0 e	0.0 e	0.0 e
Trinidad and Tobago	369	....	....	....	....	....	....	0.3	0.1 r	0.1 r	0.1 r	0.1 r	0.1 r
Uruguay	298	....	....	....	....	....	....	2.3	1.0 r	0.5 r	0.4 r	0.4 r	0.4 r
Venezuela, Rep. Bol.	299	0.3	0.1 r	0.1 r	0.1 r	0.1 r	0.1 r	0.1	0.0 r	0.0 r	0.0 r	0.0 r	0.0 r
Western Hem. n.s.	399	0.0	0.0 r	0.0 r	0.0 r	0.0 r	0.0 r	....	....	....	....	....	....
<b>Other Countries n.i.e</b>	<b>910</b>	<b>0.0</b>	<b>0.0</b>	<b>0.0</b>	<b>0.0</b>	<b>0.0</b>	<b>0.0</b>	<b>0.1</b>	<b>0.0</b>	<b>0.0</b>	<b>0.0</b>	<b>0.0</b>	<b>0.0</b>
Cuba	928	....	....	....	....	....	....	0.1	0.0 r	0.0 r	0.0 r	0.0 r	0.0 r
Korea, Dem. People's Rep.	954	0.0	0.0 r	0.0 r	0.0 r	0.0 r	0.0 r	0.0	0.0 r	0.0 r	0.0 r	0.0 r	0.0 r
<b>Countries &amp; Areas n.s.</b>	<b>898</b>	<b>12.3</b>	<b>3.1 r</b>	<b>2.4 r</b>	<b>2.0 r</b>	<b>2.3 r</b>	<b>2.7 r</b>	<b>0.0</b>	<b>0.0 r</b>	<b>0.0 r</b>	<b>0.0 r</b>	<b>0.0 r</b>	<b>0.0 r</b>
<b>Memorandum Items</b>													
Africa	605	646.8	158.9	124.7	98.1	113.2	130.5	383.7	111.0	91.6	86.2	85.9	100.4
Middle East	405	4.2	1.1	0.8	0.7	0.9	1.0	131.1	35.0	29.0	24.7	22.3	26.0
European Union	998	1,044.5	237.9	260.1	96.0	98.8	173.1	1,469.0	445.1	291.1	322.1	218.5	271.8

# Congo, Republic of (634)

In Millions of U.S. Dollars

		Exports (FOB)						Imports (CIF)					
		2015	2015Q3	2015Q4	2016Q1	2016Q2	2016Q3	2015	2015Q3	2015Q4	2016Q1	2016Q2	2016Q3
Export earnings: fuel	080	519.0	126.4	95.8	74.1	85.5	98.2	233.3	66.6	50.8	42.2	39.1	46.0
Export earnings: nonfuel	092	2,658.5	715.3	522.4	464.8	599.5	693.7	3,190.2	840.4	873.2	642.6	588.9	1,319.2

# Costa Rica (238)

In Millions of U.S. Dollars

		Exports (FOB)						Imports (CIF)					
		2015	2015Q3	2015Q4	2016Q1	2016Q2	2016Q3	2015	2015Q3	2015Q4	2016Q1	2016Q2	2016Q3
IFS World		9,525.0	2,271.0	2,397.3	2,397.8	2,669.2	2,345.3	15,425.3	3,948.3	4,023.1	3,537.6	3,962.7	3,798.7
World	001	9,577.7	2,332.1	2,350.6	2,268.2	2,475.9	2,086.6	15,604.7	4,077.8	4,093.8	3,681.1	4,124.6	4,244.1
Advanced Economies	110	6,135.6	1,483.3	1,476.0	1,466.3	1,600.3	1,325.4	8,997.0	2,303.7	2,304.8	2,081.3	2,303.3	2,313.2
Euro Area	163	1,595.5	348.7	383.9	429.2	531.4	412.1	1,154.0	285.5	313.7	298.4	310.4	323.1
Austria	122	0.2	0.1 r	0.1 r	0.0 r	0.0 r	0.1 r	27.1	6.4 r	7.3 r	7.5 r	8.5 r	5.9 r
Belgium	124	430.4	96.1 r	104.5 r	101.2 r	140.6 r	118.1 r	48.9	10.7 r	14.0 r	12.0 r	11.3 r	29.4 r
Cyprus	423	0.0	0.0 r	0.0 r	0.0 r	0.0 r	0.0 r	0.2	0.2 r	....	0.0 r	0.0 r	0.0 r
Estonia	939	0.1	0.0 r	0.0 r	0.0 r	0.0 r	0.0 r	0.7	0.1 r	0.3 r	0.2 r	0.3 r	0.2 r
Finland	172	26.0	5.6 r	4.6 r	17.2 r	16.4 r	8.9 r	9.5	1.7 r	2.4 r	3.0 r	2.4 r	2.2 r
France	132	119.6	26.3 r	32.8 r	20.3 r	22.6 r	16.2 r	120.2	26.5 r	32.8 r	25.8 r	29.0 r	34.8 r
Germany	134	148.2	38.8 r	35.3 r	35.1 r	44.3 r	25.4 r	378.5	102.7 r	96.3 r	114.8 r	111.5 r	107.1 r
Greece	174	30.1	6.6 r	5.8 r	2.6 r	3.7 r	3.3 r	1.4	0.5 r	0.5 r	0.2 r	0.4 r	1.1 r
Ireland	178	71.3	17.9 r	18.8 r	23.7 r	23.5 r	19.1 r	49.8	11.5 r	12.6 r	12.2 r	13.0 r	14.5 r
Italy	136	170.7	32.7 r	39.0 r	37.2 r	54.2 r	42.9 r	179.3	44.9 r	50.5 r	44.3 r	47.6 r	43.1 r
Latvia	941	0.3	0.1 r	0.1 r	0.1 r	0.1 r	0.1 r	6.6	2.0 r	1.6 r	0.9 r	1.0 r	1.0 r
Lithuania	946	9.5	2.5 r	2.6 r	3.2 r	4.2 r	3.5 r	2.4	0.5 r	1.2 r	1.6 r	1.6 r	1.3 r
Luxembourg	137	0.0	0.0 r	0.0 r	....	0.0 r	....	1.0	0.2 r	0.1 r	1.0 r	0.3 r	0.4 r
Malta	181	0.6	0.1 r	0.1 r	0.0 r	0.1 r	0.1 r	0.4	....	0.2 r	0.5 r	0.5 r	0.5 r
Netherlands	138	440.0	88.6 r	95.1 r	148.2 r	175.5 r	132.1 r	89.8	19.8 r	24.3 r	26.6 r	26.0 r	26.7 r
Portugal	182	19.1	5.3 r	4.7 r	5.5 r	6.6 r	7.5 r	11.7	1.8 r	6.6 r	2.2 r	2.6 r	1.7 r
Slovak Republic	936	0.3	0.0 r	0.2 r	0.0 r	0.0 r	0.0 r	5.2	2.6 r	1.3 r	1.3 r	0.1 r	0.8 r
Slovenia	961	1.9	0.1 r	1.7 r	0.0 r	0.1 r	0.0 r	3.4	0.6 r	2.6 r	0.3 r	0.6 r	0.2 r
Spain	184	127.1	27.9 r	38.4 r	34.8 r	39.5 r	34.9 r	218.1	53.1 r	58.9 r	43.9 r	53.7 r	52.4 r
Australia	193	31.2	8.4 r	8.2 r	6.6 r	6.8 r	8.3 r	8.2	2.0 r	2.5 r	3.0 r	6.4 r	59.1 r
Canada	156	108.6	28.2 r	25.7 r	27.0 r	26.5 r	23.5 r	164.9	46.4 r	45.0 r	34.9 r	35.7 r	37.5 r
China,P.R.: Hong Kong	532	66.4	16.0 r	15.0 r	15.2 r	19.6 r	23.7 r	107.6	30.9 r	25.5 r	15.8 r	41.8 r	24.3 r
China,P.R.: Macao	546	....	....	....	....	....	....	0.0	0.0 r	0.0 r	0.0 r	0.0 r	0.0 r
Czech Republic	935	0.1	0.0 r	0.0 r	0.0 r	0.0 r	0.0 r	27.7	8.4 r	7.6 r	8.2 r	4.5 r	5.8 r
Denmark	128	5.9	0.9 r	0.8 r	0.4 r	0.8 r	0.8 r	58.3	11.7 r	24.8 r	7.5 r	12.2 r	7.9 r
Iceland	176	....	....	....	....	....	....	0.1	0.0 r	....	0.0 r	....	....
Israel	436	8.9	1.7 r	2.6 r	1.5 r	2.6 r	3.4 r	44.1	10.9 r	12.1 r	9.8 r	8.5 r	10.8 r
Japan	158	97.3	24.6 r	30.4 r	28.1 r	33.3 r	34.2 r	418.8	108.0 r	107.6 r	114.3 r	90.0 r	110.3 r
Korea, Republic of	542	51.5	10.6 r	11.4 r	9.6 r	12.0 r	13.7 r	391.0	120.1 r	83.7 r	78.1 r	103.2 r	68.1 r
New Zealand	196	4.4	0.9 r	1.2 r	7.6 r	8.6 r	1.5 r	7.2	1.5 r	3.8 r	2.5 r	4.4 r	1.2 r
Norway	142	26.3	6.6 r	5.3 r	5.0 r	6.3 r	6.0 r	23.7	8.4 r	3.1 r	6.5 r	4.3 r	0.8 r
Singapore	576	28.9	6.8 r	4.5 r	4.5 r	6.8 r	4.9 r	46.3	10.1 r	7.1 r	8.6 r	10.5 r	10.8 r
Sweden	144	12.1	2.4 r	2.9 r	3.6 r	4.2 r	3.5 r	32.2	8.3 r	8.0 r	7.9 r	11.4 r	8.3 r
Switzerland	146	6.4	1.5 r	1.6 r	1.5 r	1.4 r	1.3 r	115.0	32.5 r	24.3 r	60.5 r	73.8 r	52.0 r
Taiwan Prov.of China	528	10.9	2.7 r	2.0 r	1.8 r	1.9 r	1.9 r	100.3	28.3 r	23.1 r	20.0 r	24.8 r	25.1 r
United Kingdom	112	177.5	34.9 r	31.7 r	30.8 r	29.9 r	18.0 r	133.1	40.0 r	31.3 r	24.3 r	35.5 r	21.1 r
United States	111	3,903.7	988.2 r	949.0 r	893.9 r	908.3 r	768.5 r	6,164.4	1,550.6 r	1,581.4 r	1,381.1 r	1,526.0 r	1,546.8 r
Emerg. & Dev. Economies	200	3,406.4	840.4	865.9	792.7	865.5	752.3	6,248.6	1,682.1	1,695.3	1,514.7	1,725.9	1,839.3
Emerg. & Dev. Asia	505	116.0	27.8	24.4	20.3	24.7	28.3	2,532.5	711.0	726.6	607.2	724.8	884.2
American Samoa	859	....	....	....	....	....	....	0.0	0.0 r	0.0 r	0.0 r	0.0 r	0.0 r
Bangladesh	513	....	....	....	....	....	....	8.5	2.1 r	2.1 r	2.1 r	2.1 r	2.1 r
Cambodia	522	....	....	....	....	....	....	3.1	0.8 r	0.8 r	0.7 r	0.8 r	0.8 r
China,P.R.: Mainland	924	80.2	18.3 r	18.0 r	12.7 r	15.1 r	18.5 r	1,947.5	556.2 r	574.8 r	444.8 r	568.6 r	699.0 r
Fiji	819	0.0	0.0 r	0.0 r	0.0 r	0.0 r	0.0 r	0.0	0.0 r	0.0 r	0.0 r	0.0 r	0.0 r
F.T. French Polynesia	887	0.0	0.0 r	0.0 r	0.0 r	0.0 r	0.0 r	0.0	0.0 r	0.0 r	0.0 r	0.0 r	0.0 r
F.T. New Caledonia	839	1.1	0.2 r	0.3 r	0.2 r	0.3 r	0.2 r	0.2	0.0 r	0.0 r	0.0 r	0.0 r	0.0 r
Guam	829	0.1	0.0 r	0.0 r	0.0 r	0.0 r	0.0 r	0.0	0.0 r	0.0 r	0.0 r	0.0 r	0.0 r
India	534	14.0	4.5 r	1.4 r	1.8 r	3.4 r	4.3 r	139.3	37.2 r	43.5 r	37.5 r	37.8 r	50.0 r
Indonesia	536	0.1	0.0 r	0.0 r	0.0 r	0.0 r	0.0 r	28.8	5.7 r	7.0 r	5.2 r	5.5 r	5.4 r
Kiribati	826	....	....	....	....	....	....	0.0	0.0 r	0.0 r	0.0 r	0.0 r	0.0 r
Lao People's Dem.Rep	544	....	....	....	....	....	....	0.0	0.0 r	0.0 r	0.0 r	0.0 r	0.0 r
Malaysia	548	5.3	1.0 r	0.9 r	0.9 r	0.8 r	0.6 r	38.3	12.2 r	9.4 r	13.3 r	16.5 r	16.8 r
Maldives	556	....	....	....	....	....	....	0.0	0.0 r	0.0 r	0.0 r	0.0 r	0.0 r
Marshall Islands	867	....	....	....	....	....	....	0.1	0.0 r	0.0 r	0.0 r	0.0 r	0.0 r
Mongolia	948	....	....	....	....	....	....	0.0	0.0 r	0.0 r	0.0 r	0.0 r	0.0 r
Myanmar	518	0.3	0.1 r	0.1 r	0.1 r	0.1 r	0.1 r	0.2	0.0 r	0.0 r	0.0 r	0.0 r	0.0 r

# Costa Rica (238)

In Millions of U.S. Dollars

		Exports (FOB)						Imports (CIF)					
		2015	2015Q3	2015Q4	2016Q1	2016Q2	2016Q3	2015	2015Q3	2015Q4	2016Q1	2016Q2	2016Q3
Nauru	836	....	....	....	....	....	....	0.0	0.0 r	0.0 r	0.0 r	0.0 r	0.0 r
Nepal	558	....	....	....	....	....	....	0.0	0.0 r	0.0 r	0.0 r	0.0 r	0.0 r
Palau	565	0.0	0.0 r	0.0 r	0.0 r	0.0 r	0.0 r	0.0	0.0 r	0.0 r	0.0 r	0.0 r	0.0 r
Philippines	566	3.6	0.7 r	1.0 r	1.8 r	2.0 r	1.7 r	5.9	1.6 r	2.4 r	1.6 r	1.8 r	1.7 r
Sri Lanka	524	0.0	0.0 r	0.0 r	0.0 r	0.0 r	0.0 r	2.0	0.5 r	0.5 r	0.5 r	0.5 r	0.5 r
Thailand	578	3.8	1.1 r	1.0 r	0.8 r	0.9 r	0.9 r	180.0	48.7 r	39.3 r	58.8 r	43.6 r	62.2 r
Tuvalu	869	....	....	....	....	....	....	0.0	0.0 r	0.0 r	0.0 r	0.0 r	0.0 r
Vanuatu	846	....	....	....	....	....	....	0.0	0.0 r	0.0 r	0.0 r	0.0 r	0.0 r
Vietnam	582	7.5	1.8 r	1.8 r	1.9 r	2.2 r	1.9 r	56.2	14.4 r	14.7 r	13.3 r	14.9 r	14.3 r
Asia n.s.	598	0.0	0.0 r	0.0 r	0.0 r	0.0 r	0.0 r	122.4	31.3 r	31.9 r	29.0 r	32.5 r	31.3 r
<b>Europe</b>	170	<b>66.8</b>	<b>10.7</b>	<b>19.9</b>	<b>13.1</b>	<b>18.1</b>	<b>11.6</b>	<b>160.6</b>	<b>50.7</b>	<b>22.1</b>	<b>53.2</b>	<b>53.3</b>	<b>40.1</b>
<b>Emerg. &amp; Dev. Europe</b>	903	<b>43.1</b>	<b>6.9</b>	<b>12.6</b>	<b>8.2</b>	<b>12.8</b>	<b>7.3</b>	<b>101.7</b>	<b>32.5</b>	<b>19.1</b>	<b>30.2</b>	<b>33.4</b>	<b>30.2</b>
Albania	914	0.3	0.1 r	0.1 r	0.1 r	0.1 r	0.1 r	0.0	0.0 r	0.0 r	0.0 r	0.0 r	0.0 r
Bosnia and Herzegovina	963	....	....	....	....	....	....	0.1	0.0 r	0.0 r	0.0 r	0.0 r	0.0 r
Bulgaria	918	0.0	0.0 r	0.0 r	0.0 r	0.0 r	0.0 r	1.5	0.2 r	0.8 r	0.2 r	0.2 r	0.3 r
Croatia	960	0.9	0.0 r	0.1 r	0.0 r	0.0 r	0.1 r	6.4	2.4 r	1.2 r	3.1 r	3.1 r	3.1 r
Faroe Islands	816	0.6 e	0.2 e	0.1 e	0.1 e	0.1 e	0.1 e	....	....	....	....	....	....
Gibraltar	823	....	....	....	....	....	....	0.0	0.0 r	0.0 r	0.0 r	0.0 r	0.0 r
Hungary	944	0.6	0.1 r	0.1 r	0.2 r	0.2 r	0.2 r	19.1	7.4 r	5.7 r	13.2 r	14.9 r	6.1 r
Macedonia, FYR	962	....	....	....	....	....	....	0.1	0.0 r	0.0 r	0.0 r	0.0 r	0.0 r
Montenegro	943	2.3	0.4 r	0.3 r	0.3 r	0.5 r	0.5 r	0.0	0.0 r	0.0 r	0.0 r	0.0 r	0.0 r
Poland	964	5.2	1.2 r	1.3 r	1.5 r	1.5 r	0.9 r	9.8	2.7 r	2.2 r	1.8 r	2.0 r	3.1 r
Romania	968	0.8	0.2 r	0.1 r	0.1 r	0.2 r	0.2 r	2.3	0.6 r	0.4 r	1.0 r	0.8 r	0.7 r
Serbia, Republic of	942	0.0	0.0 r	0.0 r	0.0 r	0.0 r	0.0 r	0.0	0.0 r	0.0 r	0.0 r	0.0 r	0.0 r
Turkey	186	32.3	4.7 r	10.5 r	5.9 r	10.1 r	5.2 r	62.4	19.1 r	8.7 r	10.8 r	12.3 r	16.8 r
<b>CIS</b>	901	<b>22.8</b>	<b>3.6</b>	<b>7.0</b>	<b>4.7</b>	<b>5.0</b>	<b>4.1</b>	<b>58.8</b>	<b>18.2</b>	<b>3.0</b>	<b>23.0</b>	<b>19.9</b>	<b>9.9</b>
Armenia	911	0.0	0.0 r	0.0 r	0.0 r	0.0 r	0.0 r	0.0	0.0 r	0.0 r	0.0 r	0.0 r	0.0 r
Azerbaijan, Rep. of	912	....	....	....	....	....	....	0.0	0.0 r	0.0 r	0.0 r	0.0 r	0.0 r
Belarus	913	0.0	0.0 r	0.0 r	0.0 r	0.0 r	0.0 r	1.6	0.8 r	0.2 r	0.5 r	0.4 r	0.8 r
Georgia	915	0.0	....	0.0 r	0.0 r	0.0 r	0.0 r	3.2	3.2 r	....	....	0.0 r	0.0 r
Kazakhstan	916	0.3	0.1 r	0.1 r	0.1 r	0.1 r	0.1 r	....	....	....	....	....	....
Kyrgyz Republic	917	....	....	....	....	....	....	0.0	0.0 r	0.0 r	0.0 r	0.0 r	0.0 r
Moldova	921	....	....	....	....	....	....	0.0	0.0 r	0.0 r	0.0 r	0.0 r	0.0 r
Russian Federation	922	19.5	3.1 r	5.7 r	3.6 r	4.0 r	3.3 r	40.6	12.3 r	1.5 r	15.8 r	5.7 r	5.6 r
Tajikistan	923	....	....	....	....	....	....	0.0	0.0 r	0.0 r	0.0 r	0.0 r	0.0 r
Turkmenistan	925	....	....	....	....	....	....	0.1	0.0 r	0.0 r	....	....	....
Ukraine	926	2.9	0.4 r	1.3 r	1.0 r	0.8 r	0.8 r	13.3	2.0 r	1.4 r	6.7 r	13.8 r	3.4 r
Uzbekistan	927	0.0	0.0 r	0.0 r	0.0 r	0.0 r	0.0 r	....	....	....	....	....	....
Europe n.s.	884	0.9	0.2 r	0.2 r	0.2 r	0.3 r	0.2 r	0.0	0.0 r	0.0 r	0.0 r	0.0 r	0.0 r
<b>Mid East, N Africa, Pak</b>	440	<b>22.6</b>	<b>5.5</b>	<b>5.5</b>	<b>5.4</b>	<b>6.0</b>	<b>5.3</b>	<b>30.8</b>	<b>7.6</b>	<b>9.7</b>	<b>11.1</b>	<b>11.9</b>	<b>11.5</b>
Afghanistan, I.R. of	512	0.2	0.0 r	0.0 r	0.1 r	0.1 r	0.0 r	0.0	0.0 r	0.0 r	0.0 r	0.0 r	0.0 r
Algeria	612	0.1	0.0 r	0.0 r	0.0 r	0.0 r	0.0 r	....	....	....	....	....	....
Bahrain, Kingdom of	419	0.0	0.0 r	0.0 r	0.0 r	0.0 r	0.0 r	0.1	0.0 r	0.0 r	0.0 r	0.0 r	0.0 r
Egypt	469	0.7	0.2 r	0.2 r	....	....	....	1.9	0.5 r	0.6 r	0.2 r	0.2 r	0.2 r
Iran, I.R. of	429	0.1	0.0 r	0.0 r	0.0 r	0.0 r	0.0 r	0.0	0.0 r	0.0 r	0.0 r	0.0 r	0.0 r
Iraq	433	0.0	0.0 r	0.0 r	0.0 r	0.0 r	0.0 r	0.0	0.0 r	0.0 r	0.0 r	0.0 r	0.0 r
Jordan	439	0.2	0.0 r	0.0 r	0.0 r	0.1 r	0.0 r	0.4	....	0.4 r	....	....	....
Kuwait	443	2.5	0.6 r	0.6 r	0.7 r	0.7 r	0.6 r	0.0	0.0 r	0.0 r	0.0 r	0.0 r	0.0 r
Lebanon	446	1.7	0.5 r	0.5 r	0.5 r	0.5 r	0.5 r	0.0	....	0.0 r	0.0 r	0.0 r	0.0 r
Libya	672	0.8	0.2 r	0.2 r	0.2 r	0.2 r	0.2 r	....	....	....	....	....	....
Mauritania	682	....	....	....	....	....	....	0.0	0.0 r	0.0 r	0.0 r	0.0 r	0.0 r
Morocco	686	3.0	0.8 r	0.5 r	0.4 r	0.5 r	0.4 r	3.2	0.6 r	2.1 r	4.9 r	5.1 r	5.0 r
Oman	449	0.1	0.0 r	0.0 r	0.0 r	0.0 r	0.0 r	0.0	0.0 r	0.0 r	0.0 r	0.0 r	0.0 r
Pakistan	564	0.3	0.1 r	0.1 r	0.1 r	0.1 r	0.1 r	7.4	1.9 r	1.9 r	1.7 r	1.8 r	1.7 r
Qatar	453	0.2	0.1 r	0.1 r	0.1 r	0.1 r	0.1 r	6.0	1.5 r	1.6 r	1.4 r	1.6 r	1.5 r
Saudi Arabia	456	9.4	2.2 r	2.3 r	2.4 r	2.7 r	2.4 r	5.0	1.3 r	1.3 r	1.2 r	1.3 r	1.3 r
Somalia	726	....	....	....	....	....	....	0.0	0.0 r	0.0 r	0.0 r	0.0 r	0.0 r
Sudan	732	....	....	....	....	....	....	0.0	0.0 r	0.0 r	0.0 r	0.0 r	0.0 r
Syrian Arab Republic	463	0.3	0.1 r	0.1 r	0.1 r	0.1 r	0.1 r	0.0	0.0 r	0.0 r	0.0 r	0.0 r	0.0 r
Tunisia	744	0.4	0.1 r	0.1 r	0.1 r	0.1 r	0.1 r	0.8	0.2 r	0.2 r	0.2 r	0.2 r	0.2 r

# Costa Rica (238)

In Millions of U.S. Dollars

		Exports (FOB)						Imports (CIF)					
		2015	2015Q3	2015Q4	2016Q1	2016Q2	2016Q3	2015	2015Q3	2015Q4	2016Q1	2016Q2	2016Q3
United Arab Emirates	466	2.6	0.6 r	0.6 r	0.7 r	0.8 r	0.7 r	5.9	1.5 r	1.5 r	1.4 r	1.6 r	1.5 r
West Bank and Gaza	487	....	....	....	....	....	....	0.0	0.0 r	0.0 r	0.0 r	0.0 r	0.0 r
<b>Sub-Saharan Africa</b>	<b>603</b>	<b>9.3</b>	<b>2.4</b>	<b>2.3</b>	<b>2.2</b>	<b>2.5</b>	<b>2.2</b>	<b>11.2</b>	<b>3.3</b>	<b>3.2</b>	<b>5.9</b>	<b>6.8</b>	<b>2.9</b>
Angola	614	....	....	....	....	....	....	0.0	0.0 r	0.0 r	0.0 r	0.0 r	0.0 r
Benin	638	....	....	....	....	....	....	0.0	0.0 r	0.0 r	0.0 r	0.0 r	0.0 r
Botswana	616	0.2	0.0 r	0.0 r	0.0 r	0.1 r	0.0 r	0.0	0.0 r	0.0 r	0.0 r	0.0 r	0.0 r
Burkina Faso	748	0.2	0.1 r	0.1 r	0.1 r	0.1 r	0.1 r	0.0	0.0 r	0.0 r	0.0 r	0.0 r	0.0 r
Cabo Verde	624	0.0	0.0 r	0.0 r	0.0 r	0.0 r	0.0 r	....	....	....	....	....	....
Cameroon	622	3.9	1.0 r	1.0 r	1.0 r	1.1 r	1.0 r	0.0	0.0 r	0.0 r	0.0 r	0.0 r	0.0 r
Central African Rep.	626	....	....	....	....	....	....	0.0	0.0 r	0.0 r	0.0 r	0.0 r	0.0 r
Comoros	632	....	....	....	....	....	....	0.0	0.0 r	0.0 r	0.0 r	0.0 r	0.0 r
Congo, Dem. Rep. of	636	....	....	....	....	....	....	1.9	0.5 r	0.5 r	0.5 r	0.5 r	0.5 r
Congo, Republic of	634	....	....	....	....	....	....	0.0	0.0 r	0.0 r	0.0 r	0.0 r	0.0 r
Côte d'Ivoire	662	0.2	0.0 r	0.0 r	0.0 r	0.1 r	0.0 r	0.0	0.0 r	0.0 r	0.0 r	0.0 r	0.0 r
Equatorial Guinea	642	....	....	....	....	....	....	0.0	0.0 r	0.0 r	0.0 r	0.0 r	0.0 r
Ethiopia	644	0.0	0.0 r	0.0 r	0.0 r	0.0 r	0.0 r	0.0	0.0 r	0.0 r	0.0 r	0.0 r	0.0 r
Gabon	646	0.4	0.1 r	0.1 r	0.1 r	0.1 r	0.1 r	0.0	0.0 r	0.0 r	0.0 r	0.0 r	0.0 r
Gambia, The	648	....	....	....	....	....	....	0.0	0.0 r	0.0 r	0.0 r	0.0 r	0.0 r
Ghana	652	0.3	0.1 r	0.1 r	0.1 r	0.1 r	0.1 r	....	....	....	....	....	....
Guinea	656	0.0	0.0 r	0.0 r	0.0 r	0.0 r	0.0 r	0.0	0.0 r	0.0 r	0.0 r	0.0 r	0.0 r
Guinea-Bissau	654	0.0	0.0 r	0.0 r	0.0 r	0.0 r	0.0 r	0.0	0.0 r	0.0 r	0.0 r	0.0 r	0.0 r
Kenya	664	0.1	0.0 r	0.0 r	0.0 r	0.0 r	0.0 r	0.1	0.0 r	0.0 r	0.0 r	0.0 r	0.0 r
Lesotho	666	....	....	....	....	....	....	0.0	0.0 r	0.0 r	0.0 r	0.0 r	0.0 r
Liberia	668	0.0	0.0 r	0.0 r	0.0 r	0.0 r	0.0 r	....	....	....	....	....	....
Madagascar	674	0.0	0.0 r	0.0 r	0.0 r	0.0 r	0.0 r	0.1	0.0 r	0.0 r	0.0 r	0.0 r	0.0 r
Malawi	676	....	....	....	....	....	....	0.2	0.0 r	0.0 r	0.0 r	0.0 r	0.0 r
Mali	678	0.1	0.0 r	0.0 r	0.0 r	0.0 r	0.0 r	0.0	0.0 r	0.0 r	0.0 r	0.0 r	0.0 r
Mauritius	684	....	....	....	....	....	....	2.1	....	2.1 r	....	....	....
Mozambique	688	....	....	....	....	....	....	0.2	0.0 r	0.0 r	0.0 r	0.0 r	0.0 r
Namibia	728	....	....	....	....	....	....	0.0	0.0 r	0.0 r	0.0 r	0.0 r	0.0 r
Nigeria	694	0.2	0.0 r	0.0 r	0.0 r	0.0 r	0.0 r	0.0	0.0 r	0.0 r	0.0 r	0.0 r	0.0 r
Rwanda	714	....	....	....	....	....	....	0.0	0.0 r	0.0 r	0.0 r	0.0 r	0.0 r
Senegal	722	....	....	....	....	....	....	0.0	0.0 r	0.0 r	0.0 r	0.0 r	0.0 r
Seychelles	718	....	....	....	....	....	....	0.2	0.1 r	0.1 r	0.1 r	0.1 r	0.1 r
Sierra Leone	724	0.1	0.0 r	0.0 r	0.0 r	0.0 r	0.0 r	0.0	0.0 r	0.0 r	0.0 r	0.0 r	0.0 r
South Africa	199	3.3	0.9 r	0.8 r	0.7 r	0.7 r	0.7 r	6.2	2.6 r	0.4 r	5.2 r	6.0 r	2.2 r
Swaziland	734	....	....	....	....	....	....	0.0	0.0 r	0.0 r	0.0 r	0.0 r	0.0 r
Tanzania	738	0.1	0.0 r	0.0 r	0.0 r	0.0 r	0.0 r	0.0	0.0 r	0.0 r	0.0 r	0.0 r	0.0 r
Togo	742	0.1	0.0 r	0.0 r	0.0 r	0.0 r	0.0 r	0.0	0.0 r	0.0 r	0.0 r	0.0 r	0.0 r
Uganda	746	0.0	0.0 r	0.0 r	0.0 r	0.0 r	0.0 r	0.0	0.0 r	0.0 r	0.0 r	0.0 r	0.0 r
Zambia	754	0.1	0.0 r	0.0 r	0.0 r	0.0 r	0.0 r	0.0	0.0 r	0.0 r	0.0 r	0.0 r	0.0 r
Zimbabwe	698	0.0	0.0 r	0.0 r	0.0 r	0.0 r	0.0 r	0.0	0.0 r	0.0 r	0.0 r	0.0 r	0.0 r
Africa n.s.	799	0.0	0.0 r	0.0 r	0.0 r	0.0 r	0.0 r	0.0	0.0 r	0.0 r	0.0 r	0.0 r	0.0 r
<b>Western Hemisphere</b>	<b>205</b>	<b>3,191.6</b>	<b>794.0</b>	<b>813.7</b>	<b>751.6</b>	<b>814.2</b>	<b>704.9</b>	<b>3,513.5</b>	<b>909.5</b>	<b>933.7</b>	<b>837.3</b>	<b>929.1</b>	<b>900.5</b>
Anguilla	312	0.0	0.0 r	0.0 r	0.0 r	0.0 r	0.0 r	0.0	0.0 r	0.0 r	0.0 r	0.0 r	0.0 r
Antigua and Barbuda	311	0.4	0.1 r	0.1 r	0.1 r	0.1 r	0.1 r	0.0	0.0 r	0.0 r	0.0 r	0.0 r	0.0 r
Argentina	213	9.7	2.6 r	2.6 r	2.5 r	2.4 r	2.3 r	61.4	16.4 r	17.8 r	18.9 r	19.8 r	20.5 r
Aruba	314	21.2	5.2 r	5.9 r	5.4 r	5.9 r	5.2 r	0.0	0.0 r	0.0 r	0.0 r	0.0 r	0.0 r
Bahamas, The	313	6.8	1.5 r	1.6 r	1.7 r	1.9 r	1.7 r	0.0	0.0 r	0.0 r	0.0 r	0.0 r	0.0 r
Barbados	316	7.7	1.8 r	1.8 r	1.9 r	2.2 r	1.9 r	0.3	0.1 r	0.1 r	0.1 r	0.1 r	0.1 r
Belize	339	11.8	2.9 r	3.0 r	3.1 r	3.4 r	2.9 r	0.6	0.1 r	0.2 r	0.1 r	0.2 r	0.1 r
Bermuda	319	0.3	0.1 r	0.1 r	0.1 r	0.1 r	0.1 r	0.0	0.0 r	0.0 r	0.0 r	0.0 r	0.0 r
Bolivia	218	1.3	0.3 r	0.3 r	0.3 r	0.3 r	0.2 r	1.2	0.4 r	0.3 r	0.1 r	0.1 r	0.1 r
Brazil	223	21.1	5.1 r	4.7 r	3.6 r	4.4 r	3.9 r	296.0	73.0 r	105.4 r	69.5 r	94.4 r	98.3 r
Chile	228	37.4	10.5 r	10.5 r	11.0 r	10.9 r	11.6 r	268.4	68.1 r	64.9 r	68.0 r	79.8 r	58.9 r
Colombia	233	71.8	16.6 r	15.7 r	16.0 r	17.9 r	15.8 r	307.0	81.4 r	79.0 r	81.1 r	90.8 r	87.2 r
Curacao	354	2.2	0.5 r	0.5 r	0.6 r	0.6 r	0.6 r	1.9	0.5 r	0.5 r	0.5 r	0.5 r	0.5 r
Dominica	321	1.2	0.3 r	0.3 r	0.3 r	0.3 r	0.3 r	0.0	0.0 r	0.0 r	0.0 r	0.0 r	0.0 r
Dominican Republic	243	265.8	64.3 r	66.8 r	68.4 r	74.3 r	63.9 r	37.2	9.2 r	9.1 r	8.2 r	9.2 r	8.9 r
Ecuador	248	43.9	12.6 r	8.9 r	7.9 r	8.7 r	7.6 r	33.7	8.2 r	7.7 r	8.7 r	10.1 r	10.0 r



# Costa Rica (238)

In Millions of U.S. Dollars

		Exports (FOB)						Imports (CIF)					
		2015	2015Q3	2015Q4	2016Q1	2016Q2	2016Q3	2015	2015Q3	2015Q4	2016Q1	2016Q2	2016Q3
El Salvador	253	285.4	71.2 r	75.8 r	69.5 r	70.1 r	63.0 r	235.0	57.1 r	65.3 r	58.2 r	60.4 r	56.2 r
Greenland	326	....	....	....	....	....	....	0.0	0.0 r	0.0 r	0.0 r	0.0 r	0.0 r
Grenada	328	0.6	0.1 r	0.1 r	0.1 r	0.2 r	0.1 r	0.4	0.1 r	0.1 r	0.1 r	0.1 r	0.1 r
Guatemala	258	523.9	128.7 r	133.9 r	135.9 r	146.1 r	124.5 r	399.2	103.4 r	104.9 r	93.7 r	103.1 r	97.7 r
Guyana	336	11.4	2.7 r	2.8 r	3.0 r	3.4 r	3.0 r	0.3	0.1 r	0.1 r	0.1 r	0.1 r	0.1 r
Haiti	263	19.0	4.7 r	4.9 r	5.0 r	5.4 r	4.6 r	0.1	0.0 r	0.0 r	0.0 r	0.0 r	0.0 r
Honduras	268	332.8	84.6 r	92.0 r	74.6 r	82.5 r	72.1 r	103.5	25.6 r	24.1 r	32.9 r	36.6 r	35.1 r
Jamaica	343	45.7	11.0 r	11.5 r	11.9 r	13.0 r	11.3 r	1.3	0.3 r	0.3 r	0.3 r	0.3 r	0.3 r
Mexico	273	239.5	61.4 r	59.7 r	32.0 r	39.8 r	31.2 r	1,153.3	307.1 r	296.5 r	265.3 r	269.4 r	277.2 r
Montserrat	351	....	....	....	....	....	....	0.0	0.0 r	0.0 r	0.0 r	0.0 r	0.0 r
Nicaragua	278	522.7	127.6 r	132.9 r	135.9 r	147.2 r	126.2 r	129.8	33.0 r	33.5 r	30.3 r	33.9 r	32.6 r
Panama	283	558.6	141.4 r	139.4 r	121.9 r	130.5 r	114.2 r	285.6	74.2 r	66.3 r	48.9 r	62.1 r	61.1 r
Paraguay	288	1.7	0.4 r	0.4 r	0.4 r	0.5 r	0.4 r	5.7	1.4 r	1.5 r	1.3 r	1.5 r	1.4 r
Peru	293	18.2	4.5 r	4.6 r	4.7 r	5.1 r	4.3 r	57.3	15.0 r	15.2 r	13.4 r	14.5 r	13.6 r
St. Kitts and Nevis	361	0.2	0.1 r	0.1 r	0.1 r	0.1 r	0.1 r	0.0	0.0 r	0.0 r	0.0 r	0.0 r	0.0 r
St. Lucia	362	1.6	0.4 r	0.4 r	0.4 r	0.5 r	0.4 r	0.0	0.0 r	0.0 r	0.0 r	0.0 r	0.0 r
St. Vincent & Grens.	364	1.2	0.3 r	0.3 r	0.3 r	0.3 r	0.3 r	....	....	....	....	....	....
Suriname	366	10.2	2.5 r	2.6 r	2.6 r	2.8 r	2.4 r	0.4	0.1 r	0.1 r	0.1 r	0.1 r	0.1 r
Trinidad and Tobago	369	61.7	15.0 r	15.6 r	16.0 r	17.3 r	14.8 r	44.2	11.2 r	12.0 r	11.7 r	14.0 r	14.2 r
Uruguay	298	1.9	0.4 r	0.5 r	0.6 r	0.7 r	0.6 r	24.0	5.7 r	10.7 r	9.9 r	11.3 r	11.0 r
Venezuela, Rep. Bol.	299	52.3	12.7 r	13.4 r	13.9 r	15.4 r	13.4 r	65.0	17.6 r	18.0 r	15.6 r	16.6 r	15.2 r
Western Hem. n.s.	399	0.3	0.1 r	0.1 r	0.1 r	0.1 r	0.1 r	0.4	0.1 r	0.1 r	0.1 r	0.1 r	0.1 r
<b>Other Countries n.i.e</b>	<b>910</b>	<b>29.4</b>	<b>6.9</b>	<b>7.1</b>	<b>7.5</b>	<b>8.3</b>	<b>7.3</b>	<b>3.0</b>	<b>0.8</b>	<b>0.8</b>	<b>0.7</b>	<b>0.8</b>	<b>0.8</b>
Cuba	928	29.3	6.9 r	7.1 r	7.5 r	8.3 r	7.3 r	0.6	0.2 r	0.2 r	0.2 r	0.2 r	0.2 r
Korea, Dem. People's Rep.	954	0.1	0.0 r	0.0 r	0.0 r	0.0 r	0.0 r	2.3	0.6 r	0.6 r	0.5 r	0.6 r	0.6 r
<b>Countries &amp; Areas n.s.</b>	<b>898</b>	<b>6.3</b>	<b>1.5 r</b>	<b>1.6 r</b>	<b>1.6 r</b>	<b>1.8 r</b>	<b>1.6 r</b>	<b>356.2</b>	<b>91.2 r</b>	<b>92.9 r</b>	<b>84.4 r</b>	<b>94.6 r</b>	<b>91.0 r</b>
<b>Memorandum Items</b>													
Africa	605	12.8	3.2	3.0	2.8	3.1	2.7	15.1	4.1	5.5	11.0	12.1	8.2
Middle East	405	18.7	4.5	4.7	4.8	5.3	4.6	19.5	4.9	5.5	4.3	4.8	4.6
European Union	998	1,798.7	388.5	420.9	465.8	568.2	435.9	1,444.4	367.2	395.8	365.6	395.2	379.6
Export earnings: fuel	080	267.5	64.4	63.7	62.1	68.4	59.3	509.0	135.5	123.0	137.2	141.8	136.7
Export earnings: nonfuel	092	9,310.2	2,267.7	2,286.9	2,206.1	2,407.5	2,027.3	15,095.8	3,942.3	3,970.8	3,543.9	3,982.8	4,107.5

# Cote d'Ivoire (662)

In Millions of U.S. Dollars

		Exports (FOB)						Imports (CIF)					
		2015	2015Q3	2015Q4	2016Q1	2016Q2	2016Q3	2015	2015Q3	2015Q4	2016Q1	2016Q2	2016Q3
IFS World		11,158.0	2,233.4	....	....	....	....	9,915.3	1,974.7	....	....	....	....
World	001	11,871.7	2,628.2	2,546.5	2,855.4	2,837.3	2,326.8	9,556.3	2,451.2	2,435.3	1,975.7	2,347.8	1,911.0
Advanced Economies	110	6,495.6	1,387.2	1,331.2	1,504.6	1,508.8	1,248.3	4,104.1	1,073.3	1,071.6	855.7	1,019.5	818.5
Euro Area	163	4,563.4	978.1	939.6	1,061.3	1,063.3	879.4	2,797.9	730.6	729.6	582.0	695.5	558.1
Austria	122	0.1	0.0 r	0.0 r	0.0 r	0.0 r	0.0 r	10.5	2.9 r	3.0 r	2.3 r	2.7 r	2.1 r
Belgium	124	775.0	163.7 r	156.8 r	177.8 r	178.9 r	148.0 r	175.4	48.3 r	48.7 r	38.3 r	44.9 r	35.4 r
Cyprus	423	0.2	0.1 r	0.1 r	0.1 r	0.1 r	0.1 r	0.1	0.0 r	0.0 r	0.0 r	0.0 r	0.0 r
Estonia	939	158.9	36.3 r	35.4 r	39.5 r	38.9 r	31.7 r	0.8	0.2 r	0.2 r	0.2 r	0.2 r	0.2 r
Finland	172	1.0	0.3 r	0.3 r	0.3 r	0.2 r	0.2 r	12.0	3.1 r	3.1 r	2.5 r	3.0 r	2.4 r
France	132	762.2	181.2 r	178.6 r	197.1 r	192.2 r	154.6 r	1,311.6	341.5 r	340.9 r	272.2 r	325.7 r	261.6 r
Germany	134	721.4	140.2 r	130.9 r	151.2 r	155.5 r	131.1 r	240.7	61.4 r	61.0 r	49.0 r	59.0 r	47.7 r
Greece	174	15.5	3.7 r	3.6 r	4.0 r	3.9 r	3.1 r	12.9	3.2 r	3.2 r	2.6 r	3.1 r	2.6 r
Ireland	178	70.6	15.1 r	14.5 r	16.3 r	16.3 r	16.2 r	30.2	8.1 r	8.1 r	6.5 r	7.6 r	6.1 r
Italy	136	286.3	56.6 r	53.1 r	61.2 r	62.8 r	52.7 r	379.4	92.4 r	90.7 r	73.8 r	90.3 r	74.1 r
Latvia	941	....	....	....	....	....	....	0.1	0.0 r	0.0 r	0.0 r	0.0 r	0.0 r
Lithuania	946	5.5	1.2 r	1.1 r	1.3 r	1.3 r	1.1 r	0.6	0.1 r	0.1 r	0.1 r	0.2 r	0.1 r
Luxembourg	137	0.9	0.2 r	0.2 r	0.2 r	0.2 r	0.2 r	5.3	1.5 r	1.5 r	1.2 r	1.4 r	1.1 r
Malta	181	0.3	0.1 r	0.1 r	0.1 r	0.1 r	0.1 r	0.3	0.1 r	0.1 r	0.1 r	0.1 r	0.0 r
Netherlands	138	1,427.7	301.0 r	288.0 r	326.8 r	329.0 r	272.3 r	272.6	74.3 r	74.9 r	59.0 r	69.5 r	55.0 r
Portugal	182	25.1	5.4 r	5.2 r	5.9 r	5.9 r	4.8 r	45.0	12.8 r	13.1 r	10.2 r	11.8 r	9.2 r
Slovak Republic	936	0.0	0.0 r	0.0 r	0.0 r	0.0 r	0.0 r	3.1	0.9 r	0.9 r	0.7 r	0.8 r	0.6 r
Slovenia	961	8.5	2.2 r	2.2 r	2.4 r	2.3 r	1.8 r	1.3	0.4 r	0.4 r	0.3 r	0.3 r	0.3 r
Spain	184	304.1	70.8 r	69.5 r	77.1 r	75.7 r	61.2 r	295.8	79.3 r	79.7 r	63.1 r	74.8 r	59.5 r
Australia	193	12.3	2.6 r	2.5 r	2.8 r	2.8 r	2.3 r	21.3	5.4 r	5.4 r	4.3 r	5.2 r	4.2 r
Canada	156	129.8	27.2 r	25.9 r	29.5 r	29.7 r	24.6 r	24.3	5.7 r	5.5 r	5.6 r	5.9 r	5.7 r
China,P.R.: Hong Kong	532	0.2	0.0 r	0.0 r	0.0 r	0.0 r	0.0 r	9.6	2.7 r	2.7 r	2.1 r	2.5 r	2.0 r
China,P.R.: Macao	546	....	....	....	....	....	....	0.0	0.0 r	0.0 r	0.0 r	0.0 r	0.0 r
Czech Republic	935	7.1	1.4 r	1.3 r	1.6 r	1.6 r	1.4 r	19.1	5.1 r	5.1 r	4.0 r	4.8 r	3.9 r
Denmark	128	0.5	0.1 r	0.1 r	0.1 r	0.1 r	0.1 r	14.3	3.7 r	3.7 r	2.9 r	3.5 r	2.9 r
Iceland	176	6.6	1.6 r	1.6 r	1.6 r	1.6 r	1.6 r	2.8	0.7 r	0.6 r	0.5 r	0.6 r	0.5 r
Israel	436	10.9	2.4 r	2.3 r	2.6 r	2.6 r	2.1 r	32.5	8.3 r	8.2 r	6.6 r	8.0 r	6.5 r
Japan	158	5.8	1.3 r	1.2 r	1.4 r	1.4 r	1.1 r	209.6	56.3 r	56.7 r	45.0 r	53.3 r	42.5 r
Korea, Republic of	542	10.4	2.6 r	2.5 r	2.8 r	2.7 r	2.2 r	142.2	37.1 r	36.9 r	29.4 r	35.0 r	28.0 r
New Zealand	196	0.3	0.1 r	0.1 r	0.1 r	0.1 r	0.1 r	15.4	4.3 r	4.4 r	3.4 r	4.0 r	3.1 r
Norway	142	14.4	3.1 r	3.0 r	3.3 r	3.3 r	3.2 r	14.4	3.4 r	3.2 r	3.4 r	3.5 r	3.4 r
Singapore	576	14.7	3.6 r	3.6 r	4.0 r	3.8 r	3.1 r	48.5	14.1 r	14.1 r	10.5 r	11.6 r	8.7 r
Sweden	144	0.5	0.1 r	0.1 r	0.1 r	0.1 r	0.1 r	32.0	8.5 r	8.5 r	6.8 r	8.1 r	6.4 r
Switzerland	146	459.9	109.8 r	108.3 r	119.5 r	116.4 r	93.6 r	36.9	9.6 r	9.6 r	7.7 r	9.2 r	7.4 r
Taiwan Prov.of China	528	6.6	1.4 r	1.3 r	1.5 r	1.5 r	1.3 r	24.1	5.6 r	5.4 r	4.5 r	5.5 r	4.6 r
United Kingdom	112	290.1	52.4 r	47.7 r	56.2 r	59.0 r	50.6 r	241.8	66.7 r	67.3 r	52.6 r	61.4 r	48.2 r
United States	111	962.1	199.5 r	189.9 r	216.2 r	218.6 r	181.6 r	417.4	105.6 r	104.6 r	84.2 r	101.8 r	82.5 r
Emerg. & Dev. Economies	200	5,246.4	1,213.2	1,188.6	1,320.7	1,298.3	1,053.5	5,131.7	1,303.6	1,291.9	1,047.9	1,251.0	1,019.7
Emerg. & Dev. Asia	505	1,358.8	344.8	345.4	377.4	363.4	288.9	2,073.1	542.7	542.0	432.8	514.9	413.6
Bangladesh	513	40.0	10.0 r	10.1 r	11.1 r	10.7 r	8.6 r	14.1	4.1 r	4.2 r	3.3 r	3.8 r	2.9 r
Cambodia	522	....	....	....	....	....	....	1.4	0.4 r	0.4 r	0.3 r	0.4 r	0.3 r
China,P.R.: Mainland	924	95.2	22.4 r	22.0 r	24.3 r	23.7 r	19.1 r	1,113.8	300.5 r	302.5 r	239.2 r	282.8 r	224.7 r
F.T. French Polynesia	887	0.0	0.0 r	0.0 r	0.0 r	0.0 r	0.0 r	....	....	....	....	....	....
F.T. New Caledonia	839	0.0	0.0 r	0.0 r	0.0 r	0.0 r	0.0 r	0.0	0.0 r	0.0 r	0.0 r	0.0 r	0.0 r
India	534	495.7	134.7 r	137.0 r	148.1 r	140.5 r	110.1 r	365.7	89.4 r	87.8 r	71.3 r	87.2 r	71.4 r
Indonesia	536	73.6	10.0 r	8.1 r	10.4 r	12.0 r	11.0 r	79.6	22.0 r	22.1 r	17.0 r	19.6 r	15.2 r
Kiribati	826	0.0	0.0 r	0.0 r	0.0 r	0.0 r	0.0 r	....	....	....	....	....	....
Lao People's Dem.Rep	544	....	....	....	....	....	....	0.0	0.0 r	0.0 r	0.0 r	0.0 r	0.0 r
Malaysia	548	282.6	67.6 r	66.5 r	73.1 r	71.0 r	56.9 r	68.3	19.0 r	19.3 r	15.0 r	17.5 r	13.8 r
Marshall Islands	867	0.4	0.1 r	0.1 r	0.1 r	0.1 r	0.1 r	0.0	0.0 r	0.0 r	0.0 r	0.0 r	0.0 r
Mongolia	948	....	....	....	....	....	....	0.9	0.2 r	0.2 r	0.2 r	0.2 r	0.2 r
Myanmar	518	....	....	....	....	....	....	12.6	2.1 r	1.8 r	1.7 r	2.3 r	2.1 r
Nepal	558	....	....	....	....	....	....	0.0	0.0 r	0.0 r	0.0 r	0.0 r	0.0 r
Palau	565	0.1	0.0 r	0.0 r	0.0 r	0.0 r	0.0 r	....	....	....	....	....	....
Philippines	566	0.7	0.1 r	0.0 r	0.1 r	0.1 r	0.1 r	3.3	0.8 r	0.7 r	0.7 r	0.8 r	0.7 r
Samoa	862	....	....	....	....	....	....	0.0	0.0 r	0.0 r	0.0 r	0.0 r	0.0 r

# Cote d'Ivoire (662)

In Millions of U.S. Dollars

		Exports (FOB)						Imports (CIF)					
		2015	2015Q3	2015Q4	2016Q1	2016Q2	2016Q3	2015	2015Q3	2015Q4	2016Q1	2016Q2	2016Q3
Sri Lanka	524	1.1	0.3 r	0.4 r	0.3 r	0.3 r	0.3 r	1.6	0.4 r	0.4 r	0.3 r	0.4 r	0.3 r
Thailand	578	12.1	2.9 r	2.8 r	3.1 r	3.1 r	2.5 r	229.7	55.1 r	53.8 r	43.9 r	53.9 r	44.3 r
Tuvalu	869	0.1	0.0 r	0.0 r	0.0 r	0.0 r	0.0 r	....	....	....	....	....	....
Vanuatu	846	1.7	0.5 r	0.5 r	0.5 r	0.4 r	0.3 r	0.0	0.0 r	0.0 r	0.0 r	0.0 r	0.0 r
Vietnam	582	352.2	95.3 r	97.1 r	105.5 r	100.6 r	79.3 r	159.7	42.9 r	43.2 r	34.2 r	40.4 r	32.1 r
Asia n.s.	598	3.2	0.7 r	0.7 r	0.7 r	0.7 r	0.6 r	22.5	5.6 r	5.6 r	5.6 r	5.6 r	5.6 r
<b>Europe</b>	<b>170</b>	<b>382.4</b>	<b>87.3</b>	<b>85.3</b>	<b>95.0</b>	<b>93.7</b>	<b>76.4</b>	<b>276.0</b>	<b>74.9</b>	<b>75.5</b>	<b>60.8</b>	<b>70.5</b>	<b>57.0</b>
<b>Emerg. &amp; Dev. Europe</b>	<b>903</b>	<b>377.1</b>	<b>85.9</b>	<b>83.9</b>	<b>93.6</b>	<b>92.4</b>	<b>75.2</b>	<b>180.4</b>	<b>47.4</b>	<b>47.4</b>	<b>38.8</b>	<b>44.8</b>	<b>36.8</b>
Albania	914	0.2	0.0 r	0.0 r	0.0 r	0.0 r	0.0 r	0.4	0.1 r	0.1 r	0.1 r	0.1 r	0.1 r
Bosnia and Herzegovina	963	0.0	0.0 r	0.0 r	0.0 r	0.0 r	0.0 r	0.1	0.0 r	0.0 r	0.0 r	0.0 r	0.0 r
Bulgaria	918	20.7	5.7 r	5.8 r	6.3 r	5.9 r	4.6 r	1.5	0.4 r	0.5 r	0.4 r	0.4 r	0.3 r
Croatia	960	0.7	0.2 r	0.2 r	0.2 r	0.2 r	0.2 r	9.9	2.9 r	2.8 r	2.0 r	2.1 r	1.5 r
Faroe Islands	816	0.1	0.0 r	0.0 r	0.0 r	0.0 r	0.0 r	1.7	0.1 r	0.0 r	0.1 r	0.2 r	0.2 r
Gibraltar	823	0.1	0.0 r	0.0 r	0.0 r	0.0 r	0.0 r	16.3	4.1 r	4.1 r	4.1 r	4.1 r	4.1 r
Hungary	944	0.0	0.0 r	0.0 r	0.0 r	0.0 r	0.0 r	12.4	3.5 r	3.6 r	2.8 r	3.2 r	2.5 r
Macedonia, FYR	962	....	....	....	....	....	....	0.3	0.1 r	0.1 r	0.1 r	0.1 r	0.1 r
Montenegro	943	....	....	....	....	....	....	0.0	0.0 r	0.0 r	0.0 r	0.0 r	0.0 r
Poland	964	117.5	22.9 r	21.5 r	24.8 r	25.5 r	21.5 r	25.4	6.6 r	6.6 r	5.3 r	6.3 r	5.1 r
Romania	968	6.7	1.1 r	0.9 r	1.2 r	1.3 r	1.1 r	11.6	2.7 r	2.6 r	2.5 r	2.8 r	2.6 r
Serbia, Republic of	942	0.6	0.2 r	0.2 r	0.2 r	0.2 r	0.2 r	0.5	0.2 r	0.2 r	0.2 r	0.2 r	0.1 r
Turkey	186	230.6	55.7 r	55.2 r	60.9 r	59.3 r	47.6 r	100.2	26.7 r	26.8 r	21.3 r	25.4 r	20.3 r
<b>CIS</b>	<b>901</b>	<b>5.3</b>	<b>1.4</b>	<b>1.3</b>	<b>1.4</b>	<b>1.3</b>	<b>1.2</b>	<b>95.6</b>	<b>27.5</b>	<b>28.2</b>	<b>22.1</b>	<b>25.7</b>	<b>20.2</b>
Azerbaijan, Rep. of	912	....	....	....	....	....	....	0.0	0.0 r	0.0 r	0.0 r	0.0 r	0.0 r
Belarus	913	....	....	....	....	....	....	29.6	8.6 r	8.9 r	7.0 r	8.2 r	6.5 r
Georgia	915	2.6	0.6 r	0.6 r	0.6 r	0.6 r	0.6 r	0.1	0.0 r	0.0 r	0.0 r	0.0 r	0.0 r
Kazakhstan	916	....	....	....	....	....	....	0.0	0.0 r	0.0 r	0.0 r	0.0 r	0.0 r
Kyrgyz Republic	917	....	....	....	....	....	....	0.0	0.0 r	0.0 r	0.0 r	0.0 r	0.0 r
Moldova	921	....	....	....	....	....	....	0.5	0.1 r	0.1 r	0.1 r	0.1 r	0.1 r
Russian Federation	922	2.6	0.7 r	0.7 r	0.7 r	0.7 r	0.5 r	48.2	14.0 r	14.3 r	11.2 r	13.0 r	10.1 r
Tajikistan	923	....	....	....	....	....	....	0.0	0.0 r	0.0 r	0.0 r	0.0 r	0.0 r
Ukraine	926	0.1	0.0 r	0.0 r	0.0 r	0.0 r	0.0 r	17.1	4.7 r	4.7 r	3.7 r	4.4 r	3.5 r
Uzbekistan	927	....	....	....	....	....	....	0.0	0.0 r	0.0 r	0.0 r	0.0 r	0.0 r
Europe n.s.	884	....	....	....	....	....	....	0.1	0.0 r	0.0 r	0.0 r	0.0 r	0.0 r
<b>Mid East, N Africa, Pak</b>	<b>440</b>	<b>133.9</b>	<b>32.0</b>	<b>31.5</b>	<b>34.7</b>	<b>33.7</b>	<b>27.1</b>	<b>645.4</b>	<b>162.9</b>	<b>161.4</b>	<b>134.4</b>	<b>158.5</b>	<b>131.5</b>
Afghanistan, I.R. of	512	....	....	....	....	....	....	0.0	0.0 r	0.0 r	0.0 r	0.0 r	0.0 r
Algeria	612	77.5	19.5 r	19.4 r	21.1 r	20.3 r	16.1 r	12.3	2.9 r	2.8 r	3.1 r	3.1 r	3.1 r
Bahrain, Kingdom of	419	0.4	0.1 r	0.1 r	0.1 r	0.1 r	0.1 r	0.6	0.1 r	0.1 r	0.1 r	0.1 r	0.1 r
Djibouti	611	0.2	0.1 r	0.1 r	0.1 r	0.1 r	0.1 r	0.0	0.0 r	0.0 r	0.0 r	0.0 r	0.0 r
Egypt	469	5.7	1.3 r	1.2 r	1.4 r	1.4 r	1.1 r	45.6	12.6 r	12.8 r	10.1 r	11.9 r	9.4 r
Iran, I.R. of	429	0.2	0.0 r	0.0 r	0.0 r	0.0 r	0.0 r	0.9	0.2 r	0.2 r	0.2 r	0.2 r	0.2 r
Iraq	433	0.0	0.0 r	0.0 r	0.0 r	0.0 r	0.0 r	....	....	....	....	....	....
Jordan	439	0.1	0.0 r	0.0 r	0.0 r	0.0 r	0.0 r	1.8	0.4 r	0.3 r	0.3 r	0.4 r	0.3 r
Kuwait	443	0.0	0.0 r	0.0 r	0.0 r	0.0 r	0.0 r	3.1	0.8 r	0.8 r	0.8 r	0.8 r	0.8 r
Lebanon	446	4.6	1.0 r	1.0 r	1.1 r	1.1 r	0.9 r	22.8	5.3 r	5.1 r	4.2 r	5.2 r	4.3 r
Libya	672	0.0	0.0 r	0.0 r	0.0 r	0.0 r	0.0 r	4.2	1.2 r	1.3 r	1.0 r	1.2 r	0.9 r
Mauritania	682	7.8	1.8 r	1.8 r	2.0 r	1.9 r	1.6 r	86.5	21.7 r	21.4 r	17.3 r	20.9 r	17.0 r
Morocco	686	10.8	2.5 r	2.4 r	2.7 r	2.7 r	2.2 r	205.8	53.3 r	53.2 r	42.7 r	51.2 r	41.3 r
Oman	449	0.4	0.1 r	0.1 r	0.1 r	0.1 r	0.1 r	1.6	0.5 r	0.4 r	0.3 r	0.3 r	0.2 r
Pakistan	564	4.4	0.8 r	0.7 r	0.8 r	0.9 r	0.8 r	60.0	13.9 r	13.5 r	14.5 r	14.8 r	14.5 r
Qatar	453	0.5	0.1 r	0.1 r	0.1 r	0.1 r	0.1 r	31.0	8.5 r	8.6 r	6.8 r	8.0 r	6.4 r
Saudi Arabia	456	0.7	0.2 r	0.2 r	0.2 r	0.2 r	0.2 r	78.2	18.2 r	17.6 r	14.4 r	17.9 r	14.9 r
Somalia	726	....	....	....	....	....	....	3.2	0.9 r	0.9 r	0.7 r	0.8 r	0.7 r
Sudan	732	0.2	0.1 r	0.1 r	0.1 r	0.1 r	0.1 r	....	....	....	....	....	....
Syrian Arab Republic	463	0.3	0.1 r	0.1 r	0.1 r	0.1 r	0.1 r	0.1	0.0 r	0.0 r	0.0 r	0.0 r	0.0 r
Tunisia	744	5.0	1.1 r	1.0 r	1.2 r	1.2 r	1.0 r	40.8	10.3 r	10.2 r	8.2 r	9.9 r	8.0 r
United Arab Emirates	466	15.0	3.2 r	3.1 r	3.5 r	3.5 r	2.9 r	46.9	12.1 r	12.1 r	9.7 r	11.6 r	9.3 r
Yemen, Republic of	474	0.0	0.0 r	0.0 r	0.0 r	0.0 r	0.0 r	0.1	0.0 r	0.0 r	0.0 r	0.0 r	0.0 r
<b>Sub-Saharan Africa</b>	<b>603</b>	<b>3,194.0</b>	<b>710.2</b>	<b>688.8</b>	<b>771.6</b>	<b>765.7</b>	<b>626.5</b>	<b>1,845.8</b>	<b>441.0</b>	<b>429.8</b>	<b>353.6</b>	<b>431.7</b>	<b>357.2</b>
Angola	614	18.8	4.0 r	3.9 r	4.3 r	4.3 r	4.2 r	15.3	4.5 r	4.4 r	3.1 r	3.3 r	2.3 r
Benin	638	66.6	14.9 r	14.5 r	16.2 r	16.0 r	13.1 r	8.5	2.0 r	1.9 r	1.9 r	2.1 r	2.0 r

# Cote d'Ivoire (662)

In Millions of U.S. Dollars

		Exports (FOB)						Imports (CIF)					
		2015	2015Q3	2015Q4	2016Q1	2016Q2	2016Q3	2015	2015Q3	2015Q4	2016Q1	2016Q2	2016Q3
Burkina Faso	748	535.3	121.1 r	118.1 r	132.0 r	130.6 r	106.4 r	6.1	1.4 r	1.4 r	1.4 r	1.5 r	1.4 r
Burundi	618	....	....	....	....	....	....	0.0	0.0 r	0.0 r	0.0 r	0.0 r	0.0 r
Cabo Verde	624	0.3	0.1 r	0.1 r	0.1 r	0.1 r	0.0 r	0.0	0.0 r	0.0 r	0.0 r	0.0 r	0.0 r
Cameroon	622	81.9	14.3 r	13.0 r	15.5 r	16.5 r	14.3 r	7.6	2.1 r	2.2 r	1.7 r	2.0 r	1.6 r
Central African Rep.	626	2.6	0.6 r	0.6 r	0.6 r	0.6 r	0.5 r	0.0	0.0 r	0.0 r	0.0 r	0.0 r	0.0 r
Chad	628	5.3	1.3 r	1.3 r	1.4 r	1.3 r	1.1 r	0.0	0.0 r	0.0 r	0.0 r	0.0 r	0.0 r
Comoros	632	0.0	0.0 r	0.0 r	0.0 r	0.0 r	0.0 r	....	....	....	....	....	....
Congo, Dem. Rep. of	636	53.7	4.0 r	1.7 r	3.5 r	5.5 r	5.9 r	0.2	0.0 r	0.0 r	0.0 r	0.0 r	0.0 r
Congo, Republic of	634	43.7	4.8 r	3.3 r	4.7 r	5.9 r	5.7 r	2.1	0.5 r	0.5 r	0.5 r	0.5 r	0.5 r
Equatorial Guinea	642	54.1	11.5 r	11.1 r	12.5 r	12.6 r	10.4 r	36.2	9.8 r	9.9 r	7.8 r	9.3 r	7.4 r
Eritrea	643	0.2	0.0 r	0.0 r	0.0 r	0.0 r	0.0 r	0.0	0.0 r	0.0 r	0.0 r	0.0 r	0.0 r
Ethiopia	644	0.8	0.2 r	0.2 r	0.2 r	0.2 r	0.2 r	0.5	0.1 r	0.1 r	0.1 r	0.1 r	0.1 r
Gabon	646	20.9	5.2 r	5.1 r	5.6 r	5.4 r	4.3 r	2.0	0.5 r	0.4 r	0.5 r	0.5 r	0.5 r
Gambia, The	648	6.4	1.5 r	1.4 r	1.6 r	1.6 r	1.3 r	0.1	0.0 r	0.0 r	0.0 r	0.0 r	0.0 r
Ghana	652	461.3	105.8 r	103.5 r	115.4 r	113.8 r	92.5 r	54.0	13.1 r	12.8 r	10.4 r	12.8 r	10.5 r
Guinea	656	28.8	5.2 r	4.7 r	5.6 r	5.9 r	5.0 r	2.4	0.6 r	0.5 r	0.6 r	0.6 r	0.6 r
Guinea-Bissau	654	0.7	0.2 r	0.2 r	0.2 r	0.2 r	0.2 r	2.7	0.9 r	0.9 r	0.9 r	0.8 r	0.8 r
Kenya	664	3.3	0.9 r	0.9 r	0.9 r	0.8 r	0.6 r	1.7	0.5 r	0.5 r	0.4 r	0.4 r	0.3 r
Liberia	668	34.6	5.7 r	5.1 r	6.3 r	6.9 r	6.1 r	0.0	0.0 r	0.0 r	0.0 r	0.0 r	0.0 r
Madagascar	674	0.7	0.2 r	0.2 r	0.2 r	0.2 r	0.2 r	0.9	0.2 r	0.2 r	0.2 r	0.2 r	0.2 r
Malawi	676	....	....	....	....	....	....	0.0	0.0 r	0.0 r	0.0 r	0.0 r	0.0 r
Mali	678	487.6	120.3 r	119.5 r	131.0 r	126.7 r	101.1 r	3.2	0.7 r	0.7 r	0.7 r	0.8 r	0.7 r
Mauritius	684	3.3	0.5 r	0.4 r	0.5 r	0.6 r	0.5 r	0.7	0.2 r	0.2 r	0.1 r	0.2 r	0.1 r
Mozambique	688	1.0	0.2 r	0.2 r	0.2 r	0.2 r	0.2 r	0.3	0.1 r	0.1 r	0.1 r	0.1 r	0.1 r
Namibia	728	4.6	1.3 r	1.3 r	1.4 r	1.3 r	1.1 r	4.5	1.1 r	1.1 r	1.1 r	1.1 r	1.1 r
Niger	692	76.5	13.9 r	12.7 r	15.1 r	15.9 r	13.7 r	5.6	1.3 r	1.3 r	1.4 r	1.4 r	1.4 r
Nigeria	694	473.4	99.3 r	94.9 r	107.8 r	108.7 r	90.1 r	1,444.2	335.1 r	323.9 r	266.7 r	331.0 r	274.8 r
Rwanda	714	0.0	0.0 r	0.0 r	0.0 r	0.0 r	0.0 r	0.0	0.0 r	0.0 r	0.0 r	0.0 r	0.0 r
São Tomé & Príncipe	716	0.0	0.0 r	0.0 r	0.0 r	0.0 r	0.0 r	0.0	0.0 r	0.0 r	0.0 r	0.0 r	0.0 r
Senegal	722	116.5	25.4 r	24.6 r	27.7 r	27.6 r	22.7 r	122.1	33.8 r	34.4 r	27.1 r	31.8 r	25.2 r
Seychelles	718	....	....	....	....	....	....	0.4	0.1 r	0.1 r	0.1 r	0.1 r	0.1 r
Sierra Leone	724	43.7	10.9 r	10.8 r	11.8 r	11.4 r	9.0 r	2.1	0.5 r	0.5 r	0.5 r	0.5 r	0.5 r
South Africa	199	320.0	74.2 r	72.7 r	80.9 r	79.5 r	64.4 r	102.9	27.2 r	27.3 r	21.7 r	25.8 r	20.6 r
Swaziland	734	0.5	0.1 r	0.1 r	0.1 r	0.1 r	0.1 r	0.0	0.0 r	0.0 r	0.0 r	0.0 r	0.0 r
Tanzania	738	0.2	0.1 r	0.1 r	0.0 r	0.0 r	0.0 r	0.1	0.0 r	0.0 r	0.0 r	0.0 r	0.0 r
Togo	742	241.6	62.2 r	62.3 r	67.7 r	64.6 r	51.0 r	19.3	4.5 r	4.3 r	4.4 r	4.7 r	4.4 r
Uganda	746	3.1	0.3 r	0.2 r	0.3 r	0.4 r	0.4 r	0.0	0.0 r	0.0 r	0.0 r	0.0 r	0.0 r
Zambia	754	1.6	0.2 r	0.1 r	0.2 r	0.2 r	0.2 r	0.0	0.0 r	0.0 r	0.0 r	0.0 r	0.0 r
Zimbabwe	698	0.5	0.1 r	0.1 r	0.1 r	0.1 r	0.1 r	0.0	0.0 r	0.0 r	0.0 r	0.0 r	0.0 r
<b>Western Hemisphere</b>	<b>205</b>	<b>177.4</b>	<b>39.0</b>	<b>37.7</b>	<b>42.0</b>	<b>41.7</b>	<b>34.5</b>	<b>291.4</b>	<b>82.0</b>	<b>83.2</b>	<b>66.4</b>	<b>75.4</b>	<b>60.3</b>
Anguilla	312	....	....	....	....	....	....	0.0	0.0 r	0.0 r	0.0 r	0.0 r	0.0 r
Antigua and Barbuda	311	0.0	0.0 r	0.0 r	0.0 r	0.0 r	0.0 r	0.0	0.0 r	0.0 r	0.0 r	0.0 r	0.0 r
Argentina	213	1.5	0.4 r	0.4 r	0.4 r	0.4 r	0.3 r	34.0	9.7 r	9.8 r	7.5 r	8.7 r	6.7 r
Aruba	314	....	....	....	....	....	....	0.4	0.1 r	0.1 r	0.1 r	0.1 r	0.1 r
Bahamas, The	313	0.3	0.1 r	0.1 r	0.1 r	0.1 r	0.1 r	....	....	....	....	....	....
Barbados	316	0.1	0.0 r	0.0 r	0.0 r	0.0 r	0.0 r	....	....	....	....	....	....
Belize	339	0.7	0.2 r	0.2 r	0.2 r	0.2 r	0.2 r	23.9	6.4 r	6.5 r	5.1 r	6.1 r	4.8 r
Bolivia	218	....	....	....	....	....	....	0.2	0.1 r	0.1 r	0.1 r	0.1 r	0.1 r
Brazil	223	60.8	15.1 r	15.0 r	16.5 r	16.0 r	12.7 r	42.1	11.5 r	11.5 r	9.0 r	10.5 r	8.3 r
Chile	228	2.5	0.5 r	0.5 r	0.6 r	0.6 r	0.5 r	0.7	0.2 r	0.2 r	0.2 r	0.2 r	0.2 r
Colombia	233	24.3	1.6 r	0.6 r	1.4 r	2.3 r	2.5 r	144.6	42.5 r	43.5 r	33.5 r	38.4 r	29.6 r
Costa Rica	238	0.0	0.0 r	0.0 r	0.0 r	0.0 r	0.0 r	0.2	0.1 r	0.1 r	0.0 r	0.1 r	0.0 r
Curacao	354	0.2	0.1 r	0.1 r	0.1 r	0.1 r	0.1 r	4.6	1.4 r	1.5 r	1.5 r	1.4 r	1.3 r
Dominican Republic	243	1.3	0.3 r	0.3 r	0.4 r	0.3 r	0.3 r	0.1	0.0 r	0.0 r	0.0 r	0.0 r	0.0 r
Ecuador	248	0.8	0.2 r	0.2 r	0.2 r	0.2 r	0.2 r	0.8	0.2 r	0.2 r	0.1 r	0.2 r	0.1 r
Falkland Islands	323	5.1	1.6 r	1.7 r	1.7 r	1.6 r	1.5 r	0.0	0.0 r	0.0 r	0.0 r	0.0 r	0.0 r
Greenland	326	....	....	....	....	....	....	0.3	0.1 r	0.1 r	0.1 r	0.1 r	0.1 r
Guatemala	258	0.0	0.0 r	0.0 r	0.0 r	0.0 r	0.0 r	0.5	0.1 r	0.1 r	0.1 r	0.1 r	0.1 r
Guyana	336	0.0	0.0 r	0.0 r	0.0 r	0.0 r	0.0 r	....	....	....	....	....	....
Haiti	263	0.8	0.2 r	0.2 r	0.2 r	0.2 r	0.2 r	0.0	0.0 r	0.0 r	0.0 r	0.0 r	0.0 r

# Cote d'Ivoire (662)

In Millions of U.S. Dollars

		Exports (FOB)						Imports (CIF)					
		2015	2015Q3	2015Q4	2016Q1	2016Q2	2016Q3	2015	2015Q3	2015Q4	2016Q1	2016Q2	2016Q3
Honduras	268	....	....	....	....	....	....	0.2	0.1 r	0.1 r	0.0 r	0.0 r	0.0 r
Jamaica	343	0.2	0.0 r	0.0 r	0.0 r	0.0 r	0.0 r	0.0	0.0 r	0.0 r	0.0 r	0.0 r	0.0 r
Mexico	273	73.2	17.3 r	17.0 r	18.8 r	18.4 r	14.8 r	10.4	2.4 r	2.3 r	1.9 r	2.4 r	2.0 r
Montserrat	351	....	....	....	....	....	....	0.0	0.0 r	0.0 r	0.0 r	0.0 r	0.0 r
Nicaragua	278	....	....	....	....	....	....	0.0	0.0 r	0.0 r	0.0 r	0.0 r	0.0 r
Panama	283	0.4	0.1 r	0.1 r	0.1 r	0.1 r	0.1 r	0.1	0.0 r	0.0 r	0.0 r	0.0 r	0.0 r
Paraguay	288	....	....	....	....	....	....	1.0	0.2 r	0.2 r	0.2 r	0.2 r	0.2 r
Peru	293	0.5	0.1 r	0.1 r	0.1 r	0.1 r	0.1 r	0.2	0.0 r	0.0 r	0.0 r	0.0 r	0.0 r
St. Vincent & Grens.	364	4.3	1.0 r	1.0 r	1.1 r	1.1 r	0.9 r	0.0	0.0 r	0.0 r	0.0 r	0.0 r	0.0 r
Suriname	366	....	....	....	....	....	....	0.0	0.0 r	0.0 r	0.0 r	0.0 r	0.0 r
Trinidad and Tobago	369	0.1	0.0 r	0.0 r	0.0 r	0.0 r	0.0 r	8.2	2.1 r	2.1 r	2.1 r	2.1 r	2.1 r
Uruguay	298	0.1	0.0 r	0.0 r	0.0 r	0.0 r	0.0 r	3.1	0.9 r	0.9 r	0.7 r	0.8 r	0.6 r
Venezuela, Rep. Bol.	299	0.1	0.0 r	0.0 r	0.0 r	0.0 r	0.0 r	15.8	4.0 r	4.0 r	4.0 r	4.0 r	4.0 r
Western Hem. n.s.	399	....	....	....	....	....	....	0.0	0.0 r	0.0 r	0.0 r	0.0 r	0.0 r
<b>Other Countries n.i.e</b>	<b>910</b>	<b>0.6</b>	<b>0.2</b>	<b>0.2</b>	<b>0.2</b>	<b>0.2</b>	<b>0.2</b>	<b>0.4</b>	<b>0.1</b>	<b>0.1</b>	<b>0.1</b>	<b>0.1</b>	<b>0.1</b>
Cuba	928	0.1	0.0 r	0.1 r	0.0 r	0.0 r	0.0 r	0.0	0.0 r	0.0 r	0.0 r	0.0 r	0.0 r
Korea, Dem. People's Rep.	954	0.5	0.1 r	0.1 r	0.1 r	0.1 r	0.1 r	0.4	0.1 r	0.1 r	0.1 r	0.1 r	0.1 r
<b>Special Categories</b>	<b>899</b>	<b>9.0</b>	<b>1.9 r</b>	<b>1.8 r</b>	<b>2.1 r</b>	<b>2.1 r</b>	<b>1.7 r</b>	<b>1.4</b>	<b>0.2 r</b>	<b>0.2 r</b>	<b>0.2 r</b>	<b>0.3 r</b>	<b>0.2 r</b>
<b>Countries &amp; Areas n.s.</b>	<b>898</b>	<b>120.0</b>	<b>25.7 r</b>	<b>24.7 r</b>	<b>27.9 r</b>	<b>28.0 r</b>	<b>23.1 r</b>	<b>318.7</b>	<b>74.0 r</b>	<b>71.5 r</b>	<b>71.8 r</b>	<b>76.9 r</b>	<b>72.5 r</b>
<b>Memorandum Items</b>													
Africa	605	3,295.5	735.2	713.6	798.8	791.9	647.4	2,194.5	530.1	518.3	425.5	517.6	427.3
Middle East	405	27.9	6.2	6.1	6.7	6.7	5.5	236.8	60.0	59.5	48.0	57.7	46.9
European Union	998	5,007.2	1,062.0	1,017.3	1,151.7	1,157.0	958.9	3,165.9	830.8	830.3	661.3	788.1	631.3
Export earnings: fuel	080	738.9	151.9	144.1	164.0	165.9	138.6	1,896.5	457.7	447.2	366.0	445.5	367.3
Export earnings: nonfuel	092	11,132.8	2,476.2	2,402.4	2,691.4	2,671.4	2,188.2	7,659.9	1,993.4	1,988.1	1,609.7	1,902.3	1,543.7

# Croatia (960)

In Millions of U.S. Dollars

		Exports (FOB)						Imports (CIF)					
		2015	2015Q3	2015Q4	2016Q1	2016Q2	2016Q3	2015	2015Q3	2015Q4	2016Q1	2016Q2	2016Q3
IFS World		12,843.5	3,279.4	3,360.1	2,942.2	3,450.6	3,394.9	20,580.5	5,300.6	5,067.0	4,873.7	5,715.9	5,476.4
World	001	12,924.9	3,337.1	3,387.8	3,018.3	3,507.6	3,457.0	20,570.7	5,368.7	5,082.3	4,938.7	5,762.4	5,569.6
Advanced Economies	110	8,338.9	2,018.5	2,203.8	2,056.4	2,306.7	2,215.1	14,174.1	3,558.1	3,585.1	3,548.7	4,007.4	3,836.7
Euro Area	163	7,097.7	1,734.3	1,926.6	1,706.5	1,911.5	1,884.3	12,612.3	3,160.3	3,179.1	3,157.1	3,556.6	3,351.7
Austria	122	836.8	209.9	208.6	194.7	227.5	223.7	1,873.6	463.4	494.6	432.2	450.0	426.6
Belgium	124	169.5	41.8	45.7	41.6	28.9	35.4	359.4	88.1	93.2	94.3	95.0	116.6
Cyprus	423	13.0	3.9	1.2	9.9	2.6	2.3	9.5	2.3	2.5	4.6	2.4	1.9
Estonia	939	10.1	1.1	2.5	1.6	2.2	1.9	3.2	0.6	0.8	1.0	1.4	1.3
Finland	172	23.7	6.2	4.4	3.4	7.5	7.7	31.1	6.4	7.9	5.9	9.2	7.2
France	132	300.2	71.7	76.0	72.1	80.3	66.9	473.7	108.2	115.0	128.6	154.7	125.5
Germany	134	1,445.4	363.9	388.0	381.8	413.5	388.1	3,183.1	796.8	820.6	815.4	947.0	878.4
Greece	174	78.9	28.8	19.9	16.2	13.0	14.9	90.9	14.1	12.6	33.8	27.6	24.5
Ireland	178	26.4	5.3	14.8	18.1	5.1	4.9	54.1	16.5	11.7	11.7	24.1	13.7
Italy	136	1,710.5	407.2	462.4	410.4	476.7	444.6	2,695.8	652.1	649.8	670.7	745.3	687.8
Latvia	941	14.7	4.8	4.2	4.5	4.4	4.2	6.3	1.5	1.9	1.6	2.5	2.0
Lithuania	946	23.5	6.3	9.7	8.1	9.2	9.9	23.9	5.1	9.4	5.1	7.2	6.7
Luxembourg	137	79.2	1.1	74.9	1.2	1.8	1.8	11.0	3.3	2.7	1.6	3.0	6.3
Malta	181	66.2	13.9	9.9	2.5	10.5	12.5	2.1	0.6	0.7	5.5	0.6	1.1
Netherlands	138	260.5	52.0	64.9	58.2	75.8	135.5	776.3	219.0	194.0	202.3	219.3	224.5
Portugal	182	53.6	11.0	15.7	11.1	15.4	10.9	17.5	4.1	4.9	5.8	7.4	7.6
Slovak Republic	936	195.4	50.2	49.3	44.5	51.4	46.6	386.0	102.9	105.6	90.7	89.0	99.7
Slovenia	961	1,570.0	405.0	410.7	377.1	425.3	426.8	2,186.1	579.9	541.7	540.9	655.1	607.5
Spain	184	220.1	50.1	63.8	49.6	60.4	45.7	428.7	95.4	109.7	105.3	115.9	112.8
Australia	193	17.6	4.2	6.8	4.2	7.5	7.8	2.6	0.6	0.7	0.3	0.6	0.4
Canada	156	31.1	7.8	6.6	8.3	9.7	10.9	13.3	1.9	3.4	3.2	3.5	3.9
China,P.R.: Hong Kong	532	8.7	2.9	2.3	3.5	2.5	8.5	3.8	1.1	0.7	0.6	0.7	2.4
China,P.R.: Macao	546	0.0	0.0	0.0	0.0	0.0	0.0	0.0	0.0	....	0.0	0.1	0.1
Czech Republic	935	165.9	44.9	42.7	42.8	50.9	45.6	432.3	108.8	113.7	102.9	123.7	116.8
Denmark	128	69.7	16.6	10.5	10.0	11.1	9.3	144.7	58.7	26.2	31.2	35.8	43.2
Iceland	176	1.3	0.1	0.7	1.6	1.0	0.4	1.5	0.4	0.4	0.2	0.2	0.1
Israel	436	69.4	13.0	16.9	21.7	13.1	12.3	15.5	3.3	3.2	3.9	4.1	5.5
Japan	158	49.5	1.7	4.2	29.8	2.1	2.1	29.0	7.1	7.9	9.5	11.4	9.1
Korea, Republic of	542	7.4	1.7	0.9	4.9	1.1	5.3	136.2	26.1	46.3	42.8	45.0	101.5
New Zealand	196	0.8	0.2	0.5	0.1	0.4	0.4	2.5	0.5	0.2	0.5	3.0	1.0
Norway	142	56.6	15.1	11.6	16.5	15.7	19.4	16.4	3.3	3.7	5.5	8.9	3.9
San Marino	135	0.0	0.0	0.0	0.0	....	0.0	0.3	0.2	0.1	0.1	0.2	0.1
Singapore	576	3.3	0.5	0.8	0.7	8.0	0.8	4.2	1.4	0.9	2.1	1.5	1.2
Sweden	144	77.9	19.4	17.8	17.6	73.4	26.5	120.2	25.8	32.6	35.2	40.6	34.5
Switzerland	146	148.0	41.7	34.3	34.1	35.4	43.5	184.4	51.3	49.2	44.9	48.1	47.9
Taiwan Prov.of China	528	7.1	3.5	1.4	2.0	0.4	0.5	41.4	10.9	10.2	7.2	6.9	9.0
United Kingdom	112	228.6	40.7	38.4	42.0	53.3	44.4	231.1	58.4	59.1	55.9	60.2	54.8
United States	111	298.4	70.0	80.7	110.1	109.7	93.2	182.4	38.3	47.6	45.8	56.2	49.6
Emerg. & Dev. Economies	200	4,560.9	1,309.1	1,179.2	954.3	1,190.0	1,235.1	6,141.7	1,719.7	1,425.8	1,341.1	1,697.0	1,684.8
Emerg. & Dev. Asia	505	202.4	97.9	36.9	27.3	40.8	48.4	809.9	194.1	185.8	224.2	234.8	228.5
Bangladesh	513	6.5	2.1	1.6	0.8	1.7	1.3	14.3	4.2	2.5	4.0	3.0	5.0
Brunei Darussalam	516	0.0	....	....	....	0.0	0.0	....	....	....	....	....	....
Cambodia	522	0.0	....	0.0	....	....	....	5.4	1.5	1.5	1.8	1.6	1.8
China,P.R.: Mainland	924	77.8	19.5	21.9	12.9	18.7	22.5	581.7	141.2	137.1	163.6	169.2	176.3
Fiji	819	0.0	....	0.0	....	....	....	....	....	....	....	....	....
F.T. French Polynesia	887	0.0	0.0	....	0.0	0.0	....	....	....	....	....	....	....
F.T. New Caledonia	839	....	....	....	....	0.0	....	....	....	....	....	....	....
Guam	829	....	....	....	....	....	....	....	....	....	....	0.0	....
India	534	19.3	7.1	3.6	3.4	3.6	2.0	133.3	27.3	27.1	32.7	34.7	21.0
Indonesia	536	5.7	1.0	2.8	1.4	3.0	5.7	14.1	4.2	3.8	7.2	5.5	8.2
Kiribati	826	....	....	....	....	....	....	0.0	....	....	0.0	0.0	....
Lao People's Dem.Rep	544	0.0	....	0.0	0.0	0.0	....	0.0	....	....	....	0.0	0.0
Malaysia	548	4.6	2.4	1.0	0.7	5.8	6.5	11.7	3.1	2.6	2.4	3.0	3.8
Maldives	556	0.1	0.1	0.0	0.1	0.3	0.0	....	....	....	....	0.0	....
Marshall Islands	867	61.1	58.2	0.2	0.1	0.5	0.4	0.0	....	....	....	....	....
Mongolia	948	0.1	0.0	0.0	....	0.0	0.1	0.0	....	0.0	0.0	....	0.0

# Croatia (960)

In Millions of U.S. Dollars

		Exports (FOB)						Imports (CIF)					
		2015	2015Q3	2015Q4	2016Q1	2016Q2	2016Q3	2015	2015Q3	2015Q4	2016Q1	2016Q2	2016Q3
Myanmar	518	0.9	0.2	0.2	0.1	0.0	0.0	1.0	0.2	0.2	0.3	0.3	0.5
Nepal	558	0.6	0.1	....	....	....	....	0.1	0.0	0.0	0.0	0.0	0.0
Papua New Guinea	853	0.1	0.0	0.1	....	....	0.0	0.2	0.1	....	0.0	0.1	0.2
Philippines	566	6.7	2.2	0.6	0.2	0.2	0.1	2.2	0.8	0.4	0.6	0.6	0.6
Samoa	862	....	....	....	....	....	....	....	....	....	0.0	0.0	....
Solomon Islands	813	0.0	....	....	0.0	....	....	0.0	....	....	0.0	....	....
Sri Lanka	524	0.1	0.0	0.0	0.0	0.0	0.0	1.9	0.3	0.6	0.6	0.4	0.3
Thailand	578	2.5	0.4	0.4	1.4	0.4	2.1	20.3	5.9	5.0	3.7	6.1	5.8
Vanuatu	846	....	....	....	....	0.0	0.0	....	....	....	....	....	....
Vietnam	582	16.4	4.4	4.4	6.3	6.5	7.6	23.8	5.2	4.9	7.3	10.2	4.9
Asia n.s.	598	0.0	0.0	....	....	0.0	....	....	....	....	....	0.0	0.0
<b>Europe</b>	<b>170</b>	<b>3,680.7</b>	<b>1,011.8</b>	<b>975.1</b>	<b>752.5</b>	<b>949.4</b>	<b>989.5</b>	<b>4,765.3</b>	<b>1,268.5</b>	<b>1,121.6</b>	<b>1,029.3</b>	<b>1,329.2</b>	<b>1,218.6</b>
<b>Emerg. &amp; Dev. Europe</b>	<b>903</b>	<b>3,354.7</b>	<b>900.8</b>	<b>884.6</b>	<b>688.8</b>	<b>886.4</b>	<b>910.3</b>	<b>3,857.4</b>	<b>1,032.6</b>	<b>981.2</b>	<b>985.9</b>	<b>1,073.9</b>	<b>1,009.1</b>
Albania	914	79.0	33.4	14.8	11.3	14.1	15.7	3.9	1.0	1.1	1.2	1.8	1.1
Bosnia and Herzegovina	963	1,264.1	343.4	320.6	262.7	326.8	342.7	575.8	169.1	148.1	133.9	177.1	164.1
Bulgaria	918	75.2	19.2	21.2	18.4	25.3	16.9	106.3	30.9	27.6	61.6	53.2	38.2
Faroe Islands	816	0.0	0.0	0.0	....	....	0.0	....	....	....	....	....	....
Gibraltar	823	27.1	11.9	7.7	0.1	12.8	21.5	1.3	....	....	....	....	0.0
Hungary	944	460.9	130.3	107.3	91.8	134.9	153.5	1,589.6	404.2	394.7	387.8	403.1	358.3
Kosovo	967	75.2	17.7	17.5	13.3	20.3	19.4	3.5	1.2	0.8	0.6	0.6	1.0
Macedonia, FYR	962	125.1	33.5	32.2	28.8	34.3	40.8	82.7	23.4	19.6	21.7	23.6	23.0
Montenegro	943	147.7	44.6	32.3	29.1	44.3	45.9	4.7	1.1	1.4	1.5	1.4	1.3
Poland	964	196.4	53.5	53.8	45.8	45.0	42.3	577.4	156.2	147.4	143.8	159.0	176.6
Romania	968	145.6	39.9	34.0	29.2	33.8	34.8	176.5	47.4	42.9	37.2	40.0	42.2
Serbia, Republic of	942	626.6	148.5	200.8	131.8	140.0	146.6	484.9	140.2	126.5	122.0	138.8	145.3
Turkey	186	131.7	24.8	42.4	26.5	54.8	30.1	250.9	57.9	71.1	74.7	75.3	58.2
<b>CIS</b>	<b>901</b>	<b>325.8</b>	<b>110.9</b>	<b>90.5</b>	<b>63.7</b>	<b>62.9</b>	<b>79.2</b>	<b>907.9</b>	<b>235.9</b>	<b>140.4</b>	<b>43.4</b>	<b>255.2</b>	<b>209.4</b>
Armenia	911	2.7	0.3	0.4	4.6	4.3	9.5	0.1	0.0	0.0	0.1	0.0	0.0
Azerbaijan, Rep. of	912	5.7	2.2	0.6	0.3	0.2	0.2	389.8	94.6	92.6	....	82.4	95.9
Belarus	913	27.3	8.2	7.9	2.1	6.5	6.0	4.9	1.4	2.3	2.7	0.5	0.5
Georgia	915	0.9	0.2	0.3	0.2	0.8	0.4	0.1	0.0	0.1	0.0	0.0	0.0
Kazakhstan	916	13.5	2.2	3.3	1.0	1.6	4.5	0.1	0.0	0.0	0.1	63.1	14.2
Kyrgyz Republic	917	0.2	0.0	0.1	0.0	0.1	0.1	0.1	....	0.1	0.0	0.0	0.0
Moldova	921	1.9	0.3	0.9	0.1	1.8	1.5	1.6	0.4	0.4	0.4	0.7	0.7
Russian Federation	922	220.1	58.1	73.6	48.3	41.1	49.3	478.9	131.8	38.8	29.3	96.6	84.2
Tajikistan	923	0.0	....	0.0	....	....	0.0	0.0	....	0.0	....	....	....
Turkmenistan	925	39.3	36.1	0.1	2.1	0.2	0.0	....	....	....	....	....	....
Ukraine	926	13.2	3.2	2.8	5.0	6.1	7.7	32.2	7.7	6.2	10.8	11.9	13.9
Uzbekistan	927	0.8	0.0	0.7	0.0	0.4	....	0.1	....	0.1	0.1	....	....
Europe n.s.	884	0.2	0.1	....	....	....	....	0.0	0.0	....	0.0	0.0	0.0
<b>Mid East, N Africa, Pak</b>	<b>440</b>	<b>508.4</b>	<b>127.3</b>	<b>126.4</b>	<b>152.2</b>	<b>172.1</b>	<b>148.5</b>	<b>329.6</b>	<b>145.5</b>	<b>75.5</b>	<b>52.2</b>	<b>97.3</b>	<b>165.5</b>
Afghanistan, I.R. of	512	0.1	0.0	0.0	....	0.1	0.0	0.0	....	....	....	....	....
Algeria	612	48.1	3.9	9.3	15.3	4.8	4.2	5.9	1.9	1.0	0.9	1.1	1.5
Bahrain, Kingdom of	419	7.7	3.2	0.7	1.5	1.0	1.1	0.0	....	0.0	....	....	0.2
Djibouti	611	0.4	0.0	0.1	0.1	0.3	0.5	....	....	....	....	....	....
Egypt	469	141.4	34.0	54.5	36.4	43.9	32.9	13.4	1.5	3.4	41.6	4.6	1.4
Iran, I.R. of	429	3.7	0.9	0.7	0.7	1.7	0.5	0.7	0.1	0.3	0.2	0.1	0.1
Iraq	433	31.5	11.1	11.8	0.6	0.3	0.3	139.6	48.0	25.5	0.0	36.2	85.9
Jordan	439	6.3	0.2	0.9	4.7	1.6	0.9	0.2	....	0.0	0.1	0.2	0.0
Kuwait	443	10.4	1.8	2.7	1.7	1.2	9.1	0.0	0.0	0.0	0.0	0.0	0.0
Lebanon	446	63.8	11.1	15.0	14.1	16.4	14.9	0.1	0.0	0.0	0.0	....	0.0
Libya	672	20.5	1.0	2.3	2.0	7.4	1.4	30.1	30.1	....	....	29.4	27.1
Mauritania	682	0.1	....	....	....	....	....	....	....	....	....	0.0	....
Morocco	686	10.8	3.7	1.5	3.1	2.9	2.3	19.2	10.4	7.4	1.5	0.1	3.7
Oman	449	20.5	13.7	4.9	0.2	0.4	0.0	1.1	0.6	0.0	0.1	0.3	0.0
Pakistan	564	2.6	0.6	0.4	0.4	3.0	3.4	9.7	1.7	2.7	2.3	4.8	2.4
Qatar	453	23.4	12.6	2.8	4.9	8.8	20.1	3.7	0.9	1.6	1.5	1.5	1.5
Saudi Arabia	456	72.4	18.2	12.0	43.2	72.5	36.1	91.4	47.5	30.5	1.3	6.1	36.6
Somalia	726	1.8	0.8	....	0.1	....	0.5	....	....	....	....	....	....
Sudan	732	2.7	1.0	0.3	0.5	0.1	0.3	0.0	0.0	0.0	....	11.9	3.5

# Croatia (960)

In Millions of U.S. Dollars

		Exports (FOB)						Imports (CIF)					
		2015	2015Q3	2015Q4	2016Q1	2016Q2	2016Q3	2015	2015Q3	2015Q4	2016Q1	2016Q2	2016Q3
Syrian Arab Republic	463	0.6	0.1	0.5	0.0	0.0	0.1	....	....	....	0.0	0.0	....
Tunisia	744	4.6	0.3	0.5	4.7	0.3	1.4	5.8	0.6	0.9	1.6	0.4	0.5
United Arab Emirates	466	34.9	9.1	5.5	17.8	5.3	18.2	8.8	2.3	2.1	1.1	0.6	1.1
West Bank and Gaza	487	0.1	....	0.0	....	....	0.1	....	....	....	....	0.0	....
Yemen, Republic of	474	0.2	0.0	0.0	0.0	0.2	....	....	....	....	....	....	....
<b>Sub-Saharan Africa</b>	<b>603</b>	<b>49.4</b>	<b>22.6</b>	<b>6.5</b>	<b>10.0</b>	<b>13.9</b>	<b>41.2</b>	<b>65.9</b>	<b>39.6</b>	<b>11.5</b>	<b>1.5</b>	<b>2.4</b>	<b>2.6</b>
Angola	614	0.2	0.1	0.0	0.0	0.0	0.0	....	....	....	....	0.0	....
Benin	638	0.0	....	....	....	0.0	0.0	....	....	....	....	....	....
Botswana	616	0.0	0.0	....	....	....	....	0.0	....	....	....	....	....
Burkina Faso	748	0.0	....	....	0.0	....	0.1	....	....	....	....	....	....
Burundi	618	....	....	....	0.0	....	....	0.0	....	....	....	....	....
Cabo Verde	624	0.1	....	....	....	0.4	....	....	....	....	....	....	0.0
Cameroon	622	6.5	0.0	0.1	0.1	0.0	0.1	0.4	0.1	0.1	0.1	0.1	0.1
Central African Rep.	626	0.0	0.0	0.0	....	....	0.0	....	....	....	0.0	....	....
Chad	628	....	....	....	....	....	0.0	....	....	....	....	....	0.0
Comoros	632	0.1	0.1	....	....	....	....	....	....	....	....	0.0	....
Congo, Dem. Rep. of	636	0.0	0.0	....	0.1	0.5	....	0.0	....	....	....	....	....
Congo, Republic of	634	0.1	0.0	0.1	0.0	0.1	0.0	0.0	0.0	0.0	0.0	0.0	0.0
Côte d'Ivoire	662	5.9	5.5	0.1	0.1	0.1	0.3	0.1	0.0	0.0	0.0	0.1	0.1
Equatorial Guinea	642	0.1	0.0	....	....	0.0	....	....	....	....	....	....	....
Eritrea	643	0.1	0.1	....	0.5	....	0.5	0.0	0.0	....	0.0	....	....
Ethiopia	644	8.6	3.1	2.0	2.2	3.4	1.4	0.9	0.2	0.1	0.1	0.1	0.1
Gabon	646	0.3	0.1	0.1	0.1	0.0	0.1	0.0	....	....	....	....	....
Gambia, The	648	0.1	....	0.0	....	....	....	0.0	....	....	....	....	....
Ghana	652	0.3	0.0	0.1	0.1	0.0	0.1	0.0	0.0	0.0	0.0	0.0	0.1
Guinea	656	0.0	....	....	....	....	....	....	....	....	....	....	0.0
Guinea-Bissau	654	0.1	....	0.1	....	....	....	....	....	....	....	....	....
Kenya	664	2.7	1.8	0.1	0.7	3.4	0.8	0.0	0.0	0.0	0.0	0.0	0.0
Liberia	668	0.5	0.1	0.3	....	0.4	27.8	....	....	....	0.0	....	....
Madagascar	674	0.0	....	....	....	....	....	0.2	0.1	0.0	0.0	0.0	0.0
Malawi	676	....	....	....	....	....	....	0.8	....	....	....	....	0.0
Mali	678	0.0	....	0.0	0.0	....	0.3	0.0	0.0	....	....	....	0.0
Mauritius	684	0.4	0.0	0.0	0.0	0.1	0.0	0.4	0.1	0.1	0.1	0.1	0.2
Mozambique	688	0.4	0.1	0.1	0.2	0.2	....	1.5	0.0	1.4	....	0.2	0.2
Namibia	728	0.0	0.0	0.0	0.0	0.0	0.0	0.1	0.1	....	0.1	0.1	0.2
Niger	692	0.4	0.0	....	0.0	....	....	....	....	....	....	....	....
Nigeria	694	9.7	6.7	0.6	0.5	0.8	0.1	38.0	37.8	0.2	....	0.1	....
Rwanda	714	0.8	0.6	....	0.2	....	....	....	....	....	....	....	....
Senegal	722	0.4	0.0	0.1	0.0	0.0	0.0	0.0	....	....	0.0	0.0	0.0
Seychelles	718	0.4	0.1	0.0	0.0	0.0	0.0	0.0	....	....	....	....	....
Sierra Leone	724	0.0	....	....	0.3	....	0.0	0.0	....	0.0	....	....	....
South Africa	199	7.3	2.1	2.3	0.7	1.2	6.9	14.1	1.0	0.8	1.1	1.5	1.6
South Sudan, Rep. of	733	0.1	....	0.1	0.1	0.0	0.2	....	....	....	....	....	....
Swaziland	734	....	....	....	....	....	....	0.0	0.0	0.0	0.0	....	....
Tanzania	738	3.6	2.0	0.2	4.0	0.8	1.4	0.0	....	....	0.0	0.0	....
Togo	742	0.1	0.1	0.0	0.0	0.5	0.0	....	....	....	0.0	....	....
Uganda	746	0.0	....	0.0	0.0	....	....	0.0	0.0	0.0	0.0	0.0	0.0
Zambia	754	0.2	....	0.2	....	1.8	0.7	0.4	0.0	....	0.0	0.0	0.0
Zimbabwe	698	0.0	0.0	....	....	....	....	8.8	0.0	8.8	0.0	0.0	0.0
<b>Western Hemisphere</b>	<b>205</b>	<b>120.0</b>	<b>49.5</b>	<b>34.2</b>	<b>12.3</b>	<b>13.8</b>	<b>7.6</b>	<b>171.0</b>	<b>72.0</b>	<b>31.5</b>	<b>33.9</b>	<b>33.2</b>	<b>69.6</b>
Antigua and Barbuda	311	....	....	....	0.0	0.0	....	....	....	....	0.0	....	....
Argentina	213	1.4	0.2	0.2	0.2	1.9	0.4	38.9	8.2	12.8	6.8	6.6	5.1
Aruba	314	0.0	....	0.0	....	....	....	....	....	....	....	....	....
Bahamas, The	313	0.0	....	0.0	0.0	0.2	0.1	0.0	0.0	0.0	....	....	0.0
Barbados	316	0.0	....	0.0	....	....	....	....	....	....	....	....	....
Belize	339	0.5	....	....	....	....	....	....	....	....	....	....	....
Bermuda	319	....	....	....	....	0.0	....	0.0	....	0.0	....	0.0	0.0
Bolivia	218	0.0	0.0	....	....	0.0	0.0	0.1	0.0	0.0	0.0	0.0	0.0
Brazil	223	14.4	0.7	3.8	0.6	2.9	0.2	44.9	13.1	12.8	13.6	9.9	55.0
Chile	228	1.0	0.5	0.2	0.1	0.2	1.1	1.6	0.3	0.4	0.4	0.2	0.4



# Croatia (960)

In Millions of U.S. Dollars

		Exports (FOB)						Imports (CIF)					
		2015	2015Q3	2015Q4	2016Q1	2016Q2	2016Q3	2015	2015Q3	2015Q4	2016Q1	2016Q2	2016Q3
Colombia	233	38.2	0.1	24.5	1.8	0.0	0.0	14.6	0.5	0.3	0.1	3.3	0.3
Costa Rica	238	0.4	0.2	0.1	0.0	0.0	0.0	0.8	0.0	0.1	0.0	0.0	0.1
Curacao	354	0.1	0.0	0.0	0.0	....	....	0.0	....	0.0	....	....	....
Dominica	321	....	....	....	....	0.0	....	....	....	....	....	....	....
Dominican Republic	243	0.0	0.0	0.0	0.0	0.0	0.0	0.1	0.1	0.0	0.0	0.0	0.0
Ecuador	248	2.4	0.1	0.1	....	0.0	0.1	14.7	3.5	1.2	5.0	5.3	4.5
El Salvador	253	0.3	0.0	0.2	0.0	....	0.0	0.0	....	0.0	0.0	0.0	0.0
Falkland Islands	323	....	....	....	....	....	....	....	....	....	....	0.0	....
Guatemala	258	0.0	0.0	0.0	0.0	0.0	0.1	0.0	0.0	0.0	0.0	0.0	0.0
Guyana	336	0.0	....	0.0	....	....	....	1.1	0.0	0.0	....	1.5	....
Haiti	263	0.1	0.0	0.0	0.1	0.0	....	0.0	0.0	0.0	....	....	0.0
Honduras	268	0.0	0.0	....	....	....	....	0.1	0.1	0.0	0.0	0.1	0.1
Jamaica	343	0.0	....	....	....	0.0	0.0	0.0	0.0	....	....	....	....
Mexico	273	13.5	2.6	4.1	5.9	4.0	2.2	6.7	1.9	1.7	7.8	4.0	3.9
Nicaragua	278	0.0	....	....	....	....	....	0.0	0.0	0.0	0.0	0.0	0.0
Panama	283	0.3	0.0	0.1	0.6	0.1	0.0	0.0	0.0	0.0	0.0	0.0	0.0
Paraguay	288	0.0	....	0.0	....	....	....	....	....	....	....	....	....
Peru	293	0.3	0.1	0.1	0.3	2.6	1.0	0.3	0.1	0.1	0.1	0.1	0.0
Sint Maarten	352	0.1	0.1	0.0	0.0	0.0	0.0	....	....	....	....	0.0	....
St. Kitts and Nevis	361	....	....	....	....	....	....	0.0	....	....	0.0	....	0.0
St. Lucia	362	....	....	....	0.0	0.0	0.0	0.0	....	....	....	....	....
St. Vincent & Grens.	364	0.1	....	0.0	0.1	....	0.0	0.0	0.0	....	....	0.2	....
Suriname	366	....	....	....	....	....	0.0	0.0	0.0	0.0	....	0.0	....
Trinidad and Tobago	369	0.3	....	0.2	1.2	....	....	0.0	0.0	....	....	0.0	0.0
Uruguay	298	0.0	0.0	....	0.0	0.0	0.0	0.7	....	0.0	0.0	....	0.0
Venezuela, Rep. Bol.	299	0.0	....	....	0.0	....	1.9	0.0	0.0	0.0	0.0	1.7	0.0
Western Hem. n.s.	399	46.5	44.8	0.5	1.3	1.9	0.4	46.2	44.1	2.1	0.0	0.1	0.1
<b>Other Countries n.i.e</b>	910	<b>1.9</b>	<b>0.3</b>	<b>0.4</b>	<b>1.2</b>	<b>0.7</b>	<b>....</b>	<b>47.2</b>	<b>37.1</b>	<b>9.0</b>	<b>9.3</b>	<b>1.4</b>	<b>0.0</b>
Cuba	928	1.8	0.3	0.4	1.2	0.7	....	45.3	37.0	8.2	8.7	1.2	0.0
Korea, Dem. People's Rep.	954	0.1	....	....	....	....	....	2.0	0.1	0.9	0.6	0.2	0.0
<b>Special Categories</b>	899	<b>11.1</b>	<b>5.1</b>	<b>2.2</b>	<b>1.3</b>	<b>2.6</b>	<b>2.9</b>	<b>....</b>	<b>....</b>	<b>....</b>	<b>....</b>	<b>....</b>	<b>....</b>
<b>Countries &amp; Areas n.s.</b>	898	<b>12.0</b>	<b>4.1</b>	<b>2.3</b>	<b>5.1</b>	<b>7.5</b>	<b>3.9</b>	<b>207.6</b>	<b>53.8</b>	<b>62.3</b>	<b>39.6</b>	<b>56.6</b>	<b>48.1</b>
<b>Memorandum Items</b>													
Africa	605	117.8	32.3	18.1	33.7	22.2	50.3	96.8	52.4	20.8	5.5	16.0	11.8
Middle East	405	437.1	117.0	114.3	128.0	160.7	135.7	289.0	131.0	63.5	45.8	79.0	153.9
European Union	998	8,517.9	2,098.7	2,252.4	2,004.0	2,339.1	2,257.7	15,990.4	4,050.7	4,023.1	4,012.7	4,472.2	4,216.3
Export earnings: fuel	080	603.2	181.2	155.9	143.5	147.7	147.6	1,217.4	399.6	194.1	39.6	327.8	353.1
Export earnings: nonfuel	092	12,321.6	3,156.0	3,231.9	2,874.7	3,359.9	3,309.4	19,353.2	4,969.1	4,888.2	4,899.0	5,434.6	5,216.5

# Cuba (928)

In Millions of U.S. Dollars

		Exports (FOB)						Imports (CIF)					
		2015	2015Q3	2015Q4	2016Q1	2016Q2	2016Q3	2015	2015Q3	2015Q4	2016Q1	2016Q2	2016Q3
IFS World		....	....	....	....	....	....	....	....	....	....	....	....
World	001	1,623.4	401.1	303.7	348.1	264.9	403.4	8,479.1	2,253.6	2,370.4	1,928.5	2,013.3	1,923.7
Advanced Economies	110	511.9	117.0	138.8	124.3	103.2	126.8	3,471.6	844.2	987.0	744.1	849.2	804.6
Euro Area	163	380.2	85.8	106.4	97.9	74.8	97.5	2,433.1	592.6	731.9	524.4	627.1	560.7
Austria	122	1.7	0.4 r	0.5 r	0.4 r	0.3 r	0.3 r	17.1	2.9 r	2.3 r	4.2 r	5.9 r	2.0 r
Belgium	124	82.2	4.1 r	20.9 r	25.1 r	9.1 r	9.8 r	61.5	20.3 r	13.1 r	12.1 r	12.5 r	11.4 r
Cyprus	423	38.3	9.4 r	9.9 r	9.5 r	9.8 r	9.6 r	....	....	....	....	....	0.0 r
Estonia	939	10.5	2.6 r	2.6 r	2.6 r	2.6 r	2.6 r	2.0	0.8 r	0.5 r	2.3 r	0.2 r	1.1 r
Finland	172	21.6	13.5 r	8.1 r	0.0 r	....	0.0 r	8.1	3.4 r	3.5 r	2.1 r	5.1 r	2.5 r
France	132	25.5	7.1 r	4.7 r	10.4 r	9.9 r	4.6 r	242.5	44.5 r	59.8 r	69.6 r	56.4 r	45.0 r
Germany	134	27.5	7.1 r	6.1 r	8.7 r	9.9 r	9.2 r	305.0	61.6 r	102.9 r	61.9 r	83.0 r	73.5 r
Greece	174	0.2	0.0 r	0.1 r	0.1 r	0.0 r	0.1 r	2.6	0.8 r	1.0 r	0.6 r	0.9 r	0.8 r
Ireland	178	0.2	0.0 r	0.1 r	0.1 r	0.1 r	0.1 r	6.7	1.3 r	2.8 r	0.4 r	1.0 r	8.3 r
Italy	136	20.1	4.7 r	6.6 r	5.0 r	3.9 r	4.9 r	429.7	108.1 r	140.2 r	90.3 r	109.3 r	104.9 r
Latvia	941	....	....	....	....	....	....	0.1	0.0 r	....	0.0 r	0.0 r	....
Lithuania	946	....	....	....	....	....	....	7.5	0.3 r	3.5 r	....	0.6 r	0.8 r
Luxembourg	137	0.0	....	0.0 r	....	....	....	0.0	0.0 r	....	0.0 r	....	0.0 r
Netherlands	138	7.4	2.7 r	0.9 r	1.0 r	0.7 r	0.6 r	86.3	22.3 r	27.1 r	14.5 r	20.4 r	28.4 r
Portugal	182	15.7	6.1 r	7.4 r	7.6 r	6.0 r	10.6 r	71.7	20.1 r	18.3 r	14.5 r	16.8 r	20.5 r
Slovak Republic	936	0.1	0.0 r	0.0 r	0.0 r	0.0 r	0.0 r	15.3	6.8 r	2.3 r	1.8 r	4.6 r	4.3 r
Slovenia	961	0.1	0.0 r	0.0 r	0.0 r	0.0 r	0.0 r	1.8	1.0 r	0.7 r	0.4 r	0.8 r	0.7 r
Spain	184	128.9	27.8 r	38.4 r	27.3 r	22.5 r	44.9 r	1,175.2	298.7 r	353.9 r	249.8 r	309.6 r	256.4 r
Australia	193	3.6	0.9 r	1.0 r	0.7 r	1.0 r	0.7 r	0.7	0.0 r	0.2 r	0.2 r	0.4 r	2.8 r
Canada	156	14.6	3.3 r	3.1 r	2.6 r	2.7 r	2.8 r	387.2	109.2 r	98.2 r	54.5 r	72.9 r	79.7 r
China,P.R.: Hong Kong	532	29.0	9.9 r	7.4 r	5.2 r	8.4 r	8.6 r	4.3	0.9 r	2.0 r	1.1 r	0.8 r	0.5 r
China,P.R.: Macao	546	....	....	....	....	....	....	0.0	0.0 r	0.0 r	0.0 r	0.0 r	0.0 r
Czech Republic	935	1.5	0.4 r	0.5 r	0.2 r	0.3 r	0.4 r	42.4	15.4 r	9.4 r	10.4 r	8.0 r	2.8 r
Denmark	128	0.2	0.0 r	0.0 r	0.0 r	0.1 r	0.1 r	11.2	2.7 r	3.2 r	3.9 r	3.2 r	2.1 r
Iceland	176	0.0	....	....	....	....	....	0.7	0.2 r	0.1 r	0.6 r	0.4 r	0.5 r
Israel	436	1.5	0.4 r	0.4 r	0.4 r	0.4 r	0.4 r	21.0	5.3 r	5.3 r	5.3 r	5.3 r	5.3 r
Japan	158	11.9	2.3 r	3.4 r	2.5 r	1.9 r	2.0 r	51.1	17.9 r	15.3 r	12.4 r	12.8 r	24.1 r
Korea, Republic of	542	6.8	1.1 r	2.4 r	3.5 r	1.3 r	0.9 r	67.1	15.6 r	26.7 r	16.0 r	12.9 r	9.3 r
New Zealand	196	0.1	0.0 r	0.0 r	0.0 r	0.0 r	0.0 r	69.2	5.6 r	15.2 r	10.4 r	12.1 r	2.2 r
Norway	142	0.3	0.1 r	0.1 r	0.1 r	0.1 r	0.1 r	3.4	0.9 r	1.0 r	0.2 r	0.0 r	0.1 r
San Marino	135	....	....	....	....	....	....	0.0	0.0 r	0.0 r	0.0 r	0.0 r	0.0 r
Singapore	576	....	....	....	....	....	....	0.8	0.1 r	0.4 r	0.1 r	0.1 r	0.1 r
Sweden	144	1.9	0.6 r	0.6 r	0.3 r	0.4 r	0.6 r	64.8	13.2 r	22.0 r	19.1 r	5.2 r	7.5 r
Switzerland	146	29.2	8.2 r	7.9 r	6.0 r	7.3 r	8.4 r	28.3	9.6 r	9.9 r	6.1 r	4.7 r	5.0 r
Taiwan Prov.of China	528	8.1 e	1.7 e	2.9 e	1.4 e	1.4 e	1.8 e	9.5 e	2.0 e	2.3 e	2.0 e	2.3 e	2.3 e
United Kingdom	112	23.0	2.4 r	2.9 r	3.5 r	3.3 r	2.6 r	45.5	12.6 r	10.6 r	9.3 r	15.5 r	7.1 r
United States	111	....	....	....	....	....	....	231.2	40.4 r	33.1 r	67.9 r	65.8 r	92.6 r
Vatican	187	....	....	....	....	....	....	0.1	0.0 r	0.0 r	0.0 r	0.0 r	0.0 r
Emerg. & Dev. Economies	200	1,111.4	284.1	164.9	223.7	161.7	276.6	4,994.0	1,405.9	1,379.5	1,181.4	1,160.8	1,115.9
Emerg. & Dev. Asia	505	28.1	6.5	6.4	5.8	8.3	6.5	2,897.8	847.6	839.9	716.6	740.7	697.8
American Samoa	859	....	....	....	....	....	....	0.0	0.0 r	0.0 r	0.0 r	0.0 r	0.0 r
Bangladesh	513	0.1	0.0 r	0.0 r	0.0 r	0.0 r	0.0 r	....	....	....	....	....	....
Bhutan	514	0.0 e	0.0 e	0.0 e	0.0 e	0.0 e	0.0 e	....	....	....	....	....	....
Brunei Darussalam	516	0.0 e	0.0 e	0.0 e	0.0 e	0.0 e	0.0 e	0.0	0.0 r	0.0 r	0.0 r	0.0 r	0.0 r
Cambodia	522	....	....	....	....	....	....	0.0	0.0 r	0.0 r	0.0 r	0.0 r	0.0 r
China,P.R.: Mainland	924	14.3	2.8 r	2.9 r	2.1 r	4.9 r	3.1 r	2,433.4	722.6 r	715.5 r	601.2 r	611.0 r	576.8 r
Fiji	819	0.0 e	0.0 e	0.0 e	0.0 e	0.0 e	0.0 e	0.0	0.0 r	0.0 r	0.0 r	0.0 r	0.0 r
F.T. French Polynesia	887	0.1 e	0.0 e	0.0 e	0.0 e	0.0 e	0.0 e	0.1	0.0 r	0.0 r	0.0 r	0.0 r	0.0 r
India	534	0.0	0.0 r	0.0 r	0.0 r	0.0 r	0.0 r	84.4	27.0 r	15.4 r	17.0 r	14.1 r	15.9 r
Indonesia	536	7.3	1.6 r	2.0 r	1.8 r	2.0 r	1.9 r	22.0	3.6 r	9.7 r	19.2 r	20.8 r	19.8 r
Lao People's Dem.Rep	544	0.0	0.0 r	0.0 r	0.0 r	0.0 r	0.0 r	0.0	0.0 r	0.0 r	0.0 r	0.0 r	0.0 r
Malaysia	548	3.5	1.1 r	0.8 r	1.1 r	0.5 r	0.6 r	30.9	7.8 r	5.5 r	5.1 r	12.9 r	8.0 r
Maldives	556	0.0 e	0.0 e	0.0 e	0.0 e	0.0 e	0.0 e	....	....	....	....	....	....
Mongolia	948	0.0	0.0 r	0.0 r	0.0 r	0.0 r	0.0 r	0.0	0.0 r	0.0 r	0.0 r	0.0 r	0.0 r
Nauru	836	....	....	....	....	....	....	0.0	0.0 r	0.0 r	0.0 r	0.0 r	0.0 r
Nepal	558	0.0 e	0.0 e	0.0 e	0.0 e	0.0 e	0.0 e	0.0	0.0 r	0.0 r	0.0 r	0.0 r	0.0 r

# Cuba (928)

In Millions of U.S. Dollars

		Exports (FOB)						Imports (CIF)					
		2015	2015Q3	2015Q4	2016Q1	2016Q2	2016Q3	2015	2015Q3	2015Q4	2016Q1	2016Q2	2016Q3
Papua New Guinea	853	....	....	....	....	....	....	0.0	0.0 r	0.0 r	0.0 r	0.0 r	0.0 r
Philippines	566	0.9	0.4 r	0.3 r	0.4 r	0.5 r	0.5 r	3.8	1.1 r	1.2 r	1.2 r	1.3 r	1.2 r
Sri Lanka	524	0.2	0.1 r	0.0 r	0.0 r	0.0 r	0.0 r	0.1	0.0 r	0.0 r	0.0 r	0.0 r	0.0 r
Thailand	578	0.4	0.1 r	0.1 r	0.2 r	0.1 r	0.1 r	7.3	1.8 r	2.1 r	1.8 r	2.1 r	1.3 r
Tonga	866	0.0 e	0.0 e	0.0 e	0.0 e	0.0 e	0.0 e	....	....	....	....	....	....
Vanuatu	846	0.0	0.0 r	0.0 r	0.0 r	0.0 r	0.0 r	....	....	....	....	....	....
Vietnam	582	1.2	0.3 r	0.3 r	0.2 r	0.3 r	0.2 r	292.7	77.5 r	83.9 r	65.9 r	72.6 r	69.2 r
Asia n.s.	598	....	....	....	....	....	....	23.1	6.1 r	6.6 r	5.2 r	5.7 r	5.5 r
<b>Europe</b>	<b>170</b>	<b>481.5</b>	<b>125.5</b>	<b>28.0</b>	<b>126.4</b>	<b>36.9</b>	<b>148.5</b>	<b>393.1</b>	<b>93.7</b>	<b>95.7</b>	<b>122.1</b>	<b>89.6</b>	<b>95.4</b>
<b>Emerg. &amp; Dev. Europe</b>	<b>903</b>	<b>58.7</b>	<b>25.9</b>	<b>11.4</b>	<b>9.1</b>	<b>12.0</b>	<b>9.7</b>	<b>83.9</b>	<b>21.2</b>	<b>23.2</b>	<b>27.4</b>	<b>19.9</b>	<b>17.5</b>
Albania	914	....	....	....	....	....	....	0.0	0.0 r	0.0 r	0.0 r	0.0 r	0.0 r
Bosnia and Herzegovina	963	7.7 e	2.0 e	1.9 e	1.7 e	2.1 e	2.0 e	0.0	0.0 r	0.0 r	0.0 r	0.0 r	0.0 r
Bulgaria	918	0.2	0.0 r	0.2 r	0.0 r	0.0 r	0.0 r	2.5	0.1 r	0.5 r	1.9 r	0.5 r	1.6 r
Croatia	960	16.9	13.8 r	3.1 r	3.2 r	0.4 r	0.0 r	2.0	0.4 r	0.4 r	1.3 r	0.8 r	....
Faroe Islands	816	0.0 e	0.0 e	0.0 e	0.0 e	0.0 e	0.0 e	....	....	....	....	....	....
Hungary	944	0.0	0.0 r	0.0 r	0.0 r	0.1 r	0.0 r	1.7	0.5 r	0.5 r	0.4 r	0.6 r	1.0 r
Macedonia, FYR	962	....	....	....	....	....	....	0.0	0.0 r	0.0 r	0.0 r	0.0 r	0.0 r
Montenegro	943	0.2 e	0.1 e	0.0 e	0.0 e	0.0 e	0.1 e	....	....	....	....	....	....
Poland	964	0.0	0.0 r	0.0 r	0.0 r	0.0 r	0.0 r	68.3	16.7 r	19.2 r	23.0 r	17.1 r	6.6 r
Romania	968	....	....	....	....	....	....	0.5	0.2 r	0.1 r	0.0 r	0.3 r	5.1 r
Serbia, Republic of	942	0.3	0.1 r	0.2 r	0.0 r	0.0 r	0.0 r	0.4	0.1 r	0.1 r	0.2 r	0.1 r	0.1 r
Turkey	186	33.3	9.9 r	6.0 r	4.1 r	9.4 r	7.6 r	8.4	3.3 r	2.3 r	0.7 r	0.5 r	3.0 r
<b>CIS</b>	<b>901</b>	<b>422.8</b>	<b>99.6</b>	<b>16.7</b>	<b>117.3</b>	<b>24.9</b>	<b>138.7</b>	<b>308.7</b>	<b>72.4</b>	<b>72.4</b>	<b>94.6</b>	<b>69.5</b>	<b>77.8</b>
Armenia	911	....	....	....	....	....	....	0.0	0.0 r	....	....	....	....
Azerbaijan, Rep. of	912	0.0	0.0 r	0.0 r	0.0 r	0.0 r	0.0 r	....	....	....	....	....	....
Belarus	913	6.8	2.4 r	0.3 r	4.4 r	5.1 r	1.0 r	32.1	8.5 r	19.5 r	2.8 r	4.5 r	6.4 r
Georgia	915	0.2	0.0 r	0.1 r	0.0 r	0.0 r	0.0 r	0.1	0.0 r	0.0 r	0.0 r	0.0 r	0.0 r
Kazakhstan	916	....	....	....	....	....	....	1.2	0.3 r	0.3 r	0.3 r	0.3 r	0.3 r
Moldova	921	0.1 e	0.0 e	0.0 e	0.0 e	0.0 e	0.0 e	0.0	0.0 r	0.0 r	0.0 r	0.0 r	0.0 r
Russian Federation	922	415.7	97.1 r	16.2 r	112.9 r	19.7 r	137.7 r	209.3	57.6 r	49.2 r	87.3 r	60.1 r	68.8 r
Ukraine	926	0.1	0.0 r	0.0 r	0.0 r	0.0 r	0.0 r	66.1	5.9 r	3.4 r	4.1 r	4.6 r	2.2 r
Uzbekistan	927	....	....	....	....	....	....	0.0	0.0 r	0.0 r	0.0 r	0.0 r	0.0 r
Europe n.s.	884	....	....	....	....	....	....	0.5	0.1 r	0.1 r	0.1 r	0.1 r	0.1 r
<b>Mid East, N Africa, Pak</b>	<b>440</b>	<b>89.6</b>	<b>20.8</b>	<b>7.5</b>	<b>6.5</b>	<b>7.6</b>	<b>7.0</b>	<b>18.2</b>	<b>4.7</b>	<b>5.2</b>	<b>4.7</b>	<b>5.1</b>	<b>4.9</b>
Afghanistan, I.R. of	512	....	....	....	....	....	....	0.1	0.0 r	0.0 r	0.0 r	0.0 r	0.0 r
Algeria	612	1.2	0.3 r	0.3 r	0.2 r	0.3 r	0.3 r	4.5	1.2 r	1.3 r	1.0 r	1.1 r	1.1 r
Egypt	469	....	....	....	....	....	....	1.3	0.3 r	0.5 r	0.8 r	0.9 r	0.8 r
Iran, I.R. of	429	2.6	0.7 r	0.6 r	0.5 r	0.6 r	0.5 r	4.7	1.2 r	1.4 r	1.1 r	1.2 r	1.1 r
Jordan	439	0.5	0.3 r	0.2 r	0.0 r	0.0 r	0.0 r	0.0	0.0 r	0.0 r	0.0 r	0.0 r	0.0 r
Kuwait	443	0.8 e	0.2 e	0.2 e	0.2 e	0.2 e	0.1 e	....	....	....	....	....	....
Lebanon	446	72.1	16.5 r	3.4 r	3.0 r	3.8 r	3.4 r	0.0	0.0 r	0.0 r	0.0 r	0.0 r	0.0 r
Libya	672	....	....	....	....	....	....	0.0	0.0 r	0.0 r	0.0 r	0.0 r	0.0 r
Morocco	686	3.3	0.6 r	0.7 r	0.6 r	0.8 r	0.7 r	0.5	0.1 r	0.1 r	0.1 r	0.1 r	0.1 r
Oman	449	1.2 e	0.3 e	0.3 e	0.2 e	0.2 e	0.3 e	0.2 e	0.1 e	0.0 e	0.0 e	0.0 e	0.0 e
Pakistan	564	5.5	1.4 r	1.4 r	1.3 r	1.4 r	1.3 r	4.8	1.2 r	1.3 r	1.2 r	1.2 r	1.2 r
Qatar	453	....	....	....	....	....	....	0.3	0.1 r	0.1 r	0.1 r	0.1 r	0.1 r
Saudi Arabia	456	1.7 e	0.4 e	0.4 e	0.4 e	0.4 e	0.3 e	0.8	0.2 r	0.2 r	0.2 r	0.2 r	0.2 r
Syrian Arab Republic	463	0.1	0.0 r	0.0 r	0.0 r	0.0 r	0.0 r	0.3	0.1 r	0.1 r	0.1 r	0.1 r	0.1 r
Tunisia	744	0.2	0.1 r	0.1 r	0.1 r	0.1 r	0.1 r	0.0	0.0 r	0.0 r	0.0 r	0.0 r	0.0 r
United Arab Emirates	466	0.2	0.0 r	0.0 r	0.0 r	0.0 r	0.0 r	0.7	0.2 r	0.2 r	0.2 r	0.2 r	0.2 r
West Bank and Gaza	487	0.0 e	0.0 e	0.0 e	0.0 e	0.0 e	0.0 e	....	....	....	....	....	....
Yemen, Republic of	474	0.0	0.0 r	0.0 r	0.0 r	0.0 r	0.0 r	0.0	0.0 r	0.0 r	0.0 r	0.0 r	0.0 r
<b>Sub-Saharan Africa</b>	<b>603</b>	<b>5.6</b>	<b>1.6</b>	<b>1.2</b>	<b>1.1</b>	<b>1.0</b>	<b>1.0</b>	<b>3.2</b>	<b>0.6</b>	<b>1.4</b>	<b>0.6</b>	<b>1.5</b>	<b>3.9</b>
Angola	614	1.0	0.3 r	0.2 r	0.2 r	0.2 r	0.2 r	0.0	0.0 r	0.0 r	0.0 r	0.0 r	0.0 r
Benin	638	0.0 e	0.0 e	0.0 e	0.0 e	0.0 e	0.0 e	....	....	....	....	....	....
Burkina Faso	748	0.0 e	0.0 e	0.0 e	0.0 e	0.0 e	0.0 e	....	....	....	....	....	....
Cameroon	622	0.0 e	0.0 e	0.0 e	0.0 e	0.0 e	0.0 e	0.0	0.0 r	0.0 r	0.0 r	0.0 r	0.0 r
Central African Rep.	626	0.0 e	0.0 e	0.0 e	0.0 e	0.0 e	0.0 e	0.0	0.0 r	0.0 r	0.0 r	0.0 r	0.0 r
Chad	628	....	....	....	....	....	....	0.3	0.1 r	0.1 r	0.1 r	0.1 r	0.1 r
Congo, Dem. Rep. of	636	....	....	....	....	....	....	0.5	0.1 r	0.2 r	0.1 r	0.1 r	0.1 r

# Cuba (928)

In Millions of U.S. Dollars

		Exports (FOB)						Imports (CIF)					
		2015	2015Q3	2015Q4	2016Q1	2016Q2	2016Q3	2015	2015Q3	2015Q4	2016Q1	2016Q2	2016Q3
Côte d'Ivoire	662	....	....	....	....	....	....	0.0	0.0 r	0.0 r	0.0 r	0.0 r	0.0 r
Eritrea	643	0.0 e	0.0 e	0.0 e	0.0 e	0.0 e	0.0 e	....	....	....	....	....	....
Ghana	652	0.1	0.0 r	0.0 r	0.0 r	0.0 r	0.0 r	....	....	....	....	....	....
Guinea	656	0.0 e	0.0 e	0.0 e	0.0 e	0.0 e	0.0 e	0.0	0.0 r	0.0 r	0.0 r	0.0 r	0.0 r
Guinea-Bissau	654	0.1	0.0 r	0.0 r	0.0 r	0.0 r	0.0 r	....	....	....	....	....	....
Kenya	664	....	....	....	....	....	....	0.1	0.0 r	0.0 r	0.0 r	0.0 r	0.0 r
Liberia	668	....	....	....	....	....	....	0.0	0.0 r	0.0 r	0.0 r	0.0 r	0.0 r
Malawi	676	0.0 e	0.0 e	0.0 e	0.0 e	0.0 e	0.0 e	....	....	....	....	....	....
Mali	678	0.4	0.1 r	0.1 r	0.1 r	0.1 r	0.1 r	0.0	0.0 r	0.0 r	0.0 r	0.0 r	0.0 r
Mauritius	684	0.1 e	0.0 e	0.0 e	0.0 e	0.0 e	0.0 e	0.0	0.0 r	0.0 r	0.0 r	0.0 r	0.0 r
Namibia	728	....	....	....	....	....	....	0.0	0.0 r	0.0 r	0.0 r	0.0 r	0.0 r
Niger	692	0.4 e	0.1 e	0.1 e	0.1 e	0.1 e	0.1 e	....	....	....	....	....	....
Nigeria	694	0.0	0.0 r	....	....	....	....	....	....	....	....	....	....
Rwanda	714	0.0	0.0 r	0.0 r	0.0 r	0.0 r	0.0 r	....	....	....	....	....	....
São Tomé & Príncipe	716	0.0	0.0 r	0.0 r	0.0 r	0.0 r	0.0 r	0.0	0.0 r	0.0 r	0.0 r	0.0 r	0.0 r
Senegal	722	0.6 e	0.0 e	0.1 e	....	....	....	0.0	0.0 r	0.0 r	0.0 r	0.0 r	0.0 r
Seychelles	718	0.0 e	0.0 e	0.0 e	0.0 e	0.0 e	0.0 e	0.0	0.0 r	0.0 r	0.0 r	0.0 r	0.0 r
Sierra Leone	724	....	....	....	....	....	....	0.0	0.0 r	0.0 r	0.0 r	0.0 r	0.0 r
South Africa	199	1.9	0.7 r	0.4 r	0.5 r	0.4 r	0.4 r	1.4	0.1 r	0.9 r	0.1 r	1.0 r	3.5 r
Swaziland	734	....	....	....	....	....	....	0.2	0.0 r	0.0 r	0.0 r	0.0 r	0.0 r
Tanzania	738	0.9 e	0.2 e	0.2 e	0.2 e	0.2 e	0.2 e	0.1	0.0 r	0.0 r	0.0 r	0.0 r	0.0 r
Togo	742	....	....	....	....	....	....	0.0	0.0 r	0.0 r	0.0 r	0.0 r	0.0 r
Uganda	746	0.0	0.0 r	0.0 r	0.0 r	0.0 r	0.0 r	0.5	0.1 r	0.1 r	0.1 r	0.1 r	0.1 r
Africa n.s.	799	....	....	....	....	....	....	0.0	0.0 r	0.0 r	0.0 r	0.0 r	0.0 r
<b>Western Hemisphere</b>	<b>205</b>	<b>506.7</b>	<b>129.7</b>	<b>121.7</b>	<b>84.0</b>	<b>107.8</b>	<b>113.7</b>	<b>1,681.7</b>	<b>459.3</b>	<b>437.3</b>	<b>337.4</b>	<b>324.0</b>	<b>313.9</b>
Antigua and Barbuda	311	0.2	0.1 r	0.0 r	0.0 r	0.0 r	0.0 r	0.0	0.0 r	0.0 r	0.0 r	0.0 r	0.0 r
Argentina	213	2.3	0.6 r	0.5 r	0.4 r	0.5 r	0.5 r	105.4	26.3 r	26.3 r	26.3 r	26.3 r	26.3 r
Aruba	314	0.0	0.0 r	0.0 r	....	....	....	....	....	....	....	....	....
Bahamas, The	313	2.6	0.7 r	0.6 r	0.5 r	0.6 r	0.5 r	0.7	0.2 r	0.2 r	0.2 r	0.2 r	0.2 r
Barbados	316	0.0	0.0 r	0.0 r	0.0 r	0.0 r	0.0 r	0.0	0.0 r	0.0 r	0.0 r	0.0 r	0.0 r
Belize	339	0.2	0.1 r	0.0 r	0.0 r	0.0 r	0.0 r	0.3	0.1 r	0.1 r	0.1 r	0.1 r	0.1 r
Bermuda	319	1.1	0.3 r	0.2 r	0.2 r	0.2 r	0.2 r	0.3	0.1 r	0.1 r	0.1 r	0.1 r	0.1 r
Bolivia	218	53.6	13.3 r	13.5 r	13.2 r	13.2 r	13.2 r	0.4	0.1 r	0.1 r	0.1 r	0.0 r	0.0 r
Brazil	223	49.3	11.8 r	20.9 r	1.1 r	10.8 r	19.1 r	589.5	177.0 r	179.1 r	108.9 r	81.1 r	69.4 r
Chile	228	0.5	0.1 r	0.1 r	0.1 r	0.1 r	0.1 r	63.0	17.1 r	10.6 r	14.4 r	14.5 r	12.4 r
Colombia	233	0.2	0.1 r	0.1 r	0.0 r	0.1 r	0.1 r	100.1	27.3 r	17.1 r	15.2 r	16.8 r	16.0 r
Costa Rica	238	6.6	1.7 r	1.5 r	1.2 r	1.5 r	1.3 r	19.8	5.3 r	5.7 r	4.5 r	4.9 r	4.7 r
Dominica	321	0.2	0.1 r	0.0 r	0.0 r	0.0 r	0.0 r	0.1	0.0 r	0.0 r	0.0 r	0.0 r	0.0 r
Dominican Republic	243	27.2	7.1 r	6.1 r	4.9 r	6.1 r	5.5 r	44.2	11.7 r	12.7 r	9.9 r	11.0 r	10.5 r
Ecuador	248	1.9	0.4 r	0.5 r	0.0 r	0.0 r	0.0 r	21.2	4.3 r	6.2 r	7.6 r	8.4 r	8.0 r
El Salvador	253	0.4	0.1 r	0.1 r	0.1 r	0.1 r	0.1 r	6.6	1.8 r	1.8 r	1.2 r	1.9 r	2.9 r
Greenland	326	0.0 e	0.0 e	0.0 e	0.0 e	0.0 e	0.0 e	....	....	....	....	....	....
Grenada	328	0.3	0.1 r	0.1 r	0.0 r	0.1 r	0.1 r	....	....	....	....	....	....
Guatemala	258	3.5	0.9 r	0.8 r	0.6 r	0.8 r	0.7 r	22.7	6.0 r	6.5 r	5.1 r	5.6 r	5.4 r
Guyana	336	1.3	0.3 r	0.3 r	0.3 r	0.3 r	0.3 r	2.1	0.5 r	0.6 r	0.5 r	0.5 r	0.5 r
Haiti	263	11.2	2.9 r	2.5 r	2.0 r	2.5 r	2.3 r	0.4	0.1 r	0.1 r	0.1 r	0.1 r	0.1 r
Honduras	268	16.5	4.4 r	1.9 r	....	....	....	10.1	1.6 r	3.1 r	0.4 r	0.4 r	0.4 r
Jamaica	343	3.7	1.0 r	0.8 r	0.7 r	0.8 r	0.7 r	6.1	1.6 r	1.7 r	1.4 r	1.5 r	1.4 r
Mexico	273	30.2	7.2 r	5.4 r	4.3 r	3.7 r	8.0 r	379.7	99.8 r	81.7 r	77.3 r	82.5 r	90.7 r
Montserrat	351	....	....	....	....	....	....	0.0	0.0 r	0.0 r	0.0 r	0.0 r	0.0 r
Netherlands Antilles	353	2.9	0.8 r	0.6 r	0.5 r	0.6 r	0.6 r	0.7	0.2 r	0.2 r	0.2 r	0.2 r	0.2 r
Nicaragua	278	0.6	0.1 r	0.1 r	0.1 r	0.1 r	0.1 r	1.3	0.3 r	0.4 r	0.3 r	0.3 r	0.3 r
Panama	283	16.0	4.0 r	4.1 r	4.0 r	4.3 r	4.2 r	43.9	10.1 r	9.9 r	6.4 r	4.3 r	4.1 r
Paraguay	288	0.5	0.1 r	0.1 r	0.1 r	0.1 r	0.1 r	0.1	0.0 r	0.0 r	0.0 r	0.0 r	0.0 r
Peru	293	1.5	0.4 r	0.3 r	0.3 r	0.3 r	0.3 r	5.6	1.5 r	1.6 r	1.2 r	1.4 r	1.3 r
St. Kitts and Nevis	361	0.3	0.1 r	0.1 r	0.0 r	0.1 r	0.1 r	....	....	....	....	....	....
St. Lucia	362	0.3	0.1 r	0.1 r	0.1 r	0.1 r	0.1 r	....	....	....	....	....	....
St. Vincent & Grens.	364	0.3	0.1 r	0.1 r	0.0 r	0.1 r	0.1 r	....	....	....	....	....	....
Suriname	366	0.4	0.1 r	0.1 r	0.1 r	0.1 r	0.1 r	1.3	0.3 r	0.4 r	0.3 r	0.3 r	0.3 r
Trinidad and Tobago	369	1.5	0.4 r	0.3 r	0.3 r	0.3 r	0.3 r	37.8	10.0 r	10.8 r	8.5 r	9.4 r	8.9 r

# Cuba (928)

In Millions of U.S. Dollars

		Exports (FOB)						Imports (CIF)					
		2015	2015Q3	2015Q4	2016Q1	2016Q2	2016Q3	2015	2015Q3	2015Q4	2016Q1	2016Q2	2016Q3
Uruguay	298	1.9	0.3 r	0.4 r	0.4 r	0.4 r	0.4 r	11.1	1.0 r	0.7 r	0.6 r	0.6 r	0.6 r
Venezuela, Rep. Bol.	299	267.7	70.2 r	59.5 r	48.3 r	59.8 r	54.5 r	207.0	54.8 r	59.4 r	46.6 r	51.3 r	48.9 r
Western Hem. n.s.	399	....	....	....	....	....	....	0.3	0.1 r	0.1 r	0.1 r	0.1 r	0.1 r
<b>Other Countries n.i.e</b>	910	<b>0.1</b>	<b>0.0</b>	<b>0.0</b>	<b>0.0</b>	<b>0.0</b>	<b>0.0</b>	<b>3.1</b>	<b>0.8</b>	<b>0.9</b>	<b>0.7</b>	<b>0.8</b>	<b>0.7</b>
Korea, Dem. People's Rep.	954	0.1	0.0 r	0.0 r	0.0 r	0.0 r	0.0 r	3.1	0.8 r	0.9 r	0.7 r	0.8 r	0.7 r
<b>Special Categories</b>	899	....	....	....	....	....	....	<b>10.4</b>	<b>2.7 r</b>	<b>3.0 r</b>	<b>2.3 r</b>	<b>2.6 r</b>	<b>2.5 r</b>
<b>Memorandum Items</b>													
Africa	605	10.4	2.6	2.2	2.0	2.1	2.0	8.2	1.8	2.8	1.7	2.7	5.1
Middle East	405	79.3	18.4	5.2	4.3	5.2	4.7	8.3	2.2	2.5	2.4	2.6	2.5
European Union	998	423.9	103.0	113.6	105.1	79.4	101.1	2,671.9	654.3	797.9	593.7	678.2	594.6
Export earnings: fuel	080	749.4	183.6	92.1	176.4	95.0	207.5	588.5	157.4	146.4	168.2	149.1	153.8
Export earnings: nonfuel	092	874.0	217.5	211.6	171.7	169.9	196.0	7,890.7	2,096.2	2,223.9	1,760.4	1,864.2	1,769.9

# Curacao (354)

In Millions of U.S. Dollars

		Exports (FOB)						Imports (CIF)					
		2015	2015Q3	2015Q4	2016Q1	2016Q2	2016Q3	2015	2015Q3	2015Q4	2016Q1	2016Q2	2016Q3
IFS World		....	....	....	....	....	....	....	....	....	....	....	....
World	001	353.2	89.6	83.0	70.2	91.4	87.6	708.7	171.1	208.0	143.0	165.9	161.7
Advanced Economies	110	54.2	14.2	11.0	9.7	27.4	25.4	416.5	97.2	139.9	78.6	102.4	87.0
Euro Area	163	53.4	14.1	10.8	9.6	27.2	25.2	373.4	90.3	124.7	72.9	97.8	81.1
Austria	122	0.0 e	....	0.0 e	....	....	0.0 e	5.1 e	0.6 e	1.5 e	0.3 e	0.5 e	0.3 e
Belgium	124	18.9 e	7.0 e	3.5 e	1.2 e	3.4 e	5.1 e	10.4 e	2.9 e	3.2 e	2.2 e	3.3 e	2.3 e
Cyprus	423	....	....	....	....	....	....	0.4 e	0.1 e	0.0 e	0.1 e	0.1 e	0.2 e
Estonia	939	....	....	....	....	0.0 e	0.0 e	0.1 e	0.0 e	0.0 e	0.0 e	0.1 e	0.0 e
Finland	172	0.0 e	....	0.0 e	0.0 e	....	....	1.7 e	0.1 e	0.2 e	0.2 e	0.0 e	0.3 e
France	132	0.7 e	0.1 e	0.3 e	0.1 e	11.3 e	0.1 e	14.1 e	4.9 e	3.9 e	3.1 e	2.2 e	4.0 e
Germany	134	0.3 e	0.0 e	0.0 e	0.1 e	0.0 e	0.0 e	28.1 e	7.6 e	7.5 e	7.5 e	8.9 e	6.6 e
Greece	174	0.0 e	0.0 e	0.0 e	0.0 e	0.0 e	0.0 e	2.8 e	0.4 e	0.7 e	0.4 e	16.2 e	0.2 e
Ireland	178	0.0 e	....	0.0 e	....	....	0.0 e	0.0 e	0.0 e	0.0 e	0.0 e	0.1 e	0.1 e
Italy	136	....	....	....	....	....	....	7.3 e	2.4 e	1.7 e	....	....	....
Latvia	941	....	....	....	0.0 e	....	....	0.1 e	0.0 e	0.0 e	0.1 e	0.0 e	....
Lithuania	946	....	....	....	....	0.0 e	....	0.0 e	0.0 e	....	....	0.0 e	0.0 e
Luxembourg	137	....	....	....	....	....	....	....	....	....	0.0 e	0.1 e	0.1 e
Malta	181	0.0 e	....	....	....	0.0 e	0.0 e	0.0 e	....	....	....	....	0.0 e
Netherlands	138	13.1 e	1.6 e	2.0 e	2.2 e	2.2 e	4.4 e	258.3 e	67.5 e	70.9 e	55.1 e	61.9 e	63.0 e
Portugal	182	0.8 e	0.8 e	....	0.0 e	....	....	1.9 e	0.4 e	1.2 e	0.3 e	0.4 e	0.4 e
Slovak Republic	936	....	....	....	....	....	....	0.1 e	0.0 e	0.1 e	0.2 e	0.1 e	0.1 e
Slovenia	961	0.0 e	0.0 e	....	....	....	....	0.9 e	0.3 e	0.3 e	0.4 e	0.2 e	0.3 e
Spain	184	19.6 e	4.5 e	4.9 e	5.9 e	10.3 e	15.5 e	41.9 e	3.1 e	33.5 e	2.9 e	3.7 e	3.3 e
Czech Republic	935	....	....	....	....	....	....	0.4 e	0.0 e	0.2 e	0.0 e	0.0 e	0.0 e
Denmark	128	0.1 e	0.1 e	0.0 e	0.0 e	0.1 e	....	4.3 e	1.0 e	1.3 e	1.1 e	1.3 e	1.7 e
Sweden	144	0.0 e	0.0 e	0.0 e	0.0 e	....	0.0 e	1.9 e	0.6 e	0.6 e	0.2 e	0.4 e	0.2 e
United Kingdom	112	0.6 e	0.1 e	0.2 e	0.1 e	0.1 e	0.1 e	36.6 e	5.4 e	13.1 e	4.3 e	3.0 e	4.0 e
Emerg. & Dev. Economies	200	299.0	75.4	72.0	60.6	64.1	62.3	292.2	73.9	68.1	64.4	63.4	74.7
Emerg. & Dev. Asia	505	0.0	0.0	0.0	0.0	0.0	0.0	152.9	37.2	35.8	31.3	28.7	31.7
Bhutan	514	0.0 e	....	0.0 e	....	....	....	....	....	....	....	....	....
Brunei Darussalam	516	....	....	....	....	....	....	0.0 e	0.0 e	0.0 e	0.0 e	0.0 e	0.0 e
Cambodia	522	0.0 e	0.0 e	0.0 e	0.0 e	0.0 e	0.0 e	0.0 e	0.0 e	0.0 e	0.0 e	0.0 e	0.0 e
Fiji	819	0.0 e	0.0 e	0.0 e	0.0 e	0.0 e	0.0 e	0.1 e	0.0 e	0.0 e	0.0 e	0.0 e	0.0 e
Micronesia	868	0.0 e	0.0 e	0.0 e	0.0 e	0.0 e	0.0 e	....	....	....	....	....	....
Mongolia	948	0.0 e	0.0 e	0.0 e	0.0 e	0.0 e	0.0 e	....	....	....	....	....	....
Papua New Guinea	853	....	....	....	....	....	....	152.7 e	37.2 e	35.8 e	31.2 e	28.6 e	31.7 e
Vanuatu	846	....	....	....	....	....	....	0.0 e	0.0 e	0.0 e	0.0 e	0.0 e	0.0 e
Europe	170	3.8	0.0	0.0	0.0	0.2	0.0	7.9	4.7	1.4	1.0	1.4	5.4
Emerg. & Dev. Europe	903	3.8	0.0	0.0	0.0	0.2	0.0	7.9	4.7	1.4	1.0	1.4	5.4
Bosnia and Herzegovina	963	....	....	....	....	....	....	0.0 e	0.0 e	0.0 e	0.0 e	0.0 e	0.0 e
Bulgaria	918	0.0 e	....	....	0.0 e	....	0.0 e	0.3 e	0.0 e	0.0 e	0.0 e	0.0 e	0.0 e
Croatia	960	0.0 e	....	0.0 e	....	....	....	0.1 e	0.0 e	0.0 e	0.0 e	....	....
Hungary	944	....	....	....	....	....	....	2.5 e	0.9 e	0.7 e	0.6 e	0.9 e	0.3 e
Poland	964	3.7 e	0.0 e	0.0 e	....	0.2 e	0.0 e	5.0 e	3.7 e	0.7 e	0.3 e	0.5 e	5.0 e
Romania	968	0.0 e	....	....	....	....	....	0.0 e	0.0 e	....	....	0.0 e	....
CIS	901	0.0	0.0	0.0	0.0	0.0	0.0	....	....	....	....	....	....
Moldova	921	0.0 e	0.0 e	0.0 e	0.0 e	0.0 e	0.0 e	....	....	....	....	....	....
Mid East, N Africa, Pak	440	2.8	0.7	0.7	0.6	0.7	0.6	0.0	0.0	0.0	0.0	0.0	0.0
Bahrain, Kingdom of	419	0.0 e	0.0 e	0.0 e	0.0 e	0.0 e	0.0 e	0.0 e	0.0 e	....	....	....	0.0 e
Kuwait	443	0.0 e	0.0 e	0.0 e	0.0 e	0.0 e	0.0 e	....	....	....	....	....	....
Pakistan	564	0.1 e	0.0 e	0.0 e	0.0 e	0.0 e	0.0 e	0.0 e	0.0 e	0.0 e	0.0 e	0.0 e	0.0 e
Saudi Arabia	456	0.7 e	0.2 e	0.2 e	0.1 e	0.1 e	0.1 e	....	....	....	....	....	....
United Arab Emirates	466	2.0 e	0.5 e	0.5 e	0.4 e	0.5 e	0.4 e	....	....	....	....	....	....
Sub-Saharan Africa	603	17.2	4.7	4.9	3.9	4.2	4.0	93.0	22.9	19.0	15.1	17.7	22.6
Angola	614	0.2 e	0.0 e	0.0 e	0.0 e	0.0 e	0.0 e	87.5 e	21.6 e	17.6 e	13.8 e	16.5 e	21.4 e
Benin	638	0.0 e	0.0 e	0.0 e	0.0 e	0.0 e	0.0 e	....	....	....	....	....	....
Botswana	616	0.0 e	0.0 e	0.0 e	0.0 e	0.0 e	0.0 e	....	....	....	....	....	....
Burkina Faso	748	0.6 e	0.2 e	0.1 e	0.1 e	0.2 e	0.1 e	....	....	....	....	....	....
Burundi	618	0.0 e	0.0 e	0.0 e	0.0 e	0.0 e	0.0 e	....	....	....	....	....	....
Cabo Verde	624	0.0 e	0.0 e	0.0 e	0.0 e	0.0 e	0.0 e	....	....	....	....	....	....

# Curacao (354)

In Millions of U.S. Dollars

		Exports (FOB)						Imports (CIF)					
		2015	2015Q3	2015Q4	2016Q1	2016Q2	2016Q3	2015	2015Q3	2015Q4	2016Q1	2016Q2	2016Q3
Central African Rep.	626	0.0 e	0.0 e	0.0 e	0.0 e	0.0 e	0.0 e	....	....	....	....	....	....
Comoros	632	0.0 e	0.0 e	0.0 e	0.0 e	0.0 e	0.0 e	....	....	....	....	....	....
Congo, Republic of	634	0.1 e	0.0 e	0.0 e	0.0 e	0.0 e	0.0 e	....	....	....	....	....	....
Côte d'Ivoire	662	4.3 e	1.3 e	1.5 e	1.4 e	1.3 e	1.2 e	0.2 e	0.1 e	0.1 e	0.1 e	0.1 e	0.1 e
Gambia, The	648	0.4 e	0.1 e	0.1 e	0.1 e	0.1 e	0.1 e	....	....	....	....	....	....
Ghana	652	0.1 e	0.0 e	0.0 e	0.0 e	0.0 e	0.0 e	0.0 e	0.0 e	0.0 e	0.0 e	0.0 e	0.0 e
Guinea	656	0.1 e	0.0 e	0.0 e	0.0 e	0.0 e	0.0 e	....	....	....	....	....	....
Malawi	676	0.0 e	0.0 e	0.0 e	0.0 e	0.0 e	0.0 e	....	....	....	....	....	....
Mali	678	0.0 e	0.0 e	0.0 e	0.0 e	0.0 e	0.0 e	....	....	....	....	....	....
Mozambique	688	8.1 e	2.2 e	2.2 e	1.4 e	1.7 e	1.6 e	5.1 e	1.2 e	1.2 e	1.2 e	1.1 e	1.2 e
Namibia	728	0.0 e	0.0 e	0.0 e	0.0 e	0.0 e	0.0 e	0.1 e	0.0 e	0.0 e	0.0 e	0.0 e	0.0 e
São Tomé & Príncipe	716	0.0 e	0.0 e	0.0 e	0.0 e	0.0 e	0.0 e	....	....	....	....	....	....
Seychelles	718	0.0 e	0.0 e	0.0 e	0.0 e	0.0 e	0.0 e	....	....	....	....	....	....
Tanzania	738	0.6 e	0.2 e	0.2 e	0.1 e	0.2 e	0.1 e	0.0 e	0.0 e	0.0 e	0.0 e	0.0 e	0.0 e
Togo	742	2.6 e	0.6 e	0.6 e	0.6 e	0.6 e	0.6 e	....	....	....	....	....	....
<b>Western Hemisphere</b>	<b>205</b>	<b>275.2</b>	<b>69.9</b>	<b>66.4</b>	<b>56.0</b>	<b>59.0</b>	<b>57.7</b>	<b>38.3</b>	<b>9.1</b>	<b>12.0</b>	<b>17.0</b>	<b>15.7</b>	<b>15.0</b>
Antigua and Barbuda	311	0.5 e	0.1 e	0.1 e	0.1 e	0.1 e	0.1 e	1.8 e	0.3 e	0.2 e	2.2 e	1.9 e	2.4 e
Bahamas, The	313	0.8 e	0.2 e	0.2 e	0.1 e	0.2 e	0.1 e	0.0 e	0.0 e	0.0 e	0.0 e	0.0 e	0.0 e
Barbados	316	0.6 e	0.1 e	0.1 e	0.1 e	0.1 e	0.1 e	7.7 e	1.9 e	1.9 e	1.9 e	1.9 e	1.9 e
Belize	339	85.8 e	21.1 e	23.1 e	19.3 e	21.3 e	20.7 e	....	....	....	....	....	....
Costa Rica	238	1.8 e	0.5 e	0.5 e	0.4 e	0.5 e	0.5 e	2.3 e	0.6 e	0.6 e	0.6 e	0.7 e	0.6 e
Dominica	321	0.3 e	0.1 e	0.1 e	0.1 e	0.1 e	0.1 e	0.0 e	0.0 e	0.0 e	0.0 e	0.0 e	0.0 e
Dominican Republic	243	36.1 e	9.4 e	9.1 e	8.3 e	9.0 e	9.9 e	17.8 e	5.1 e	4.2 e	4.6 e	4.3 e	4.4 e
Greenland	326	0.0 e	0.0 e	0.0 e	0.0 e	0.0 e	0.0 e	....	....	....	....	....	....
Guyana	336	35.0 e	8.7 e	8.7 e	8.7 e	8.7 e	8.7 e	0.8 e	0.2 e	0.2 e	0.2 e	0.2 e	0.2 e
Jamaica	343	1.2 e	0.3 e	0.3 e	0.3 e	0.3 e	0.3 e	2.1 e	0.5 e	0.5 e	0.5 e	0.6 e	0.5 e
Montserrat	351	0.3 e	0.1 e	0.1 e	0.6 e	0.5 e	0.1 e	....	....	....	....	....	....
St. Kitts and Nevis	361	0.3 e	0.1 e	0.1 e	0.1 e	0.1 e	0.1 e	0.1 e	0.0 e	0.1 e	0.0 e	0.0 e	0.0 e
St. Lucia	362	1.7 e	0.4 e	0.4 e	0.4 e	0.2 e	0.3 e	0.1 e	0.0 e	0.0 e	0.0 e	0.0 e	0.0 e
St. Vincent & Grens.	364	0.3 e	0.1 e	0.1 e	0.1 e	0.1 e	0.1 e	0.1 e	0.0 e	0.0 e	0.4 e	0.3 e	0.1 e
Suriname	366	110.4 e	28.7 e	23.5 e	17.5 e	17.7 e	16.7 e	1.6 e	0.4 e	0.3 e	0.3 e	0.3 e	0.3 e
Uruguay	298	....	....	....	....	....	....	3.9 e	....	3.9 e	6.3 e	5.4 e	4.6 e
<b>Memorandum Items</b>													
Africa	605	17.2	4.7	4.9	3.9	4.2	4.0	93.0	22.9	19.0	15.1	17.7	22.6
Middle East	405	2.7	0.7	0.7	0.6	0.6	0.5	0.0	0.0	....	....	....	0.0
European Union	998	57.9	14.2	11.0	9.7	27.6	25.4	424.4	101.9	141.2	79.6	103.8	92.3
Export earnings: fuel	080	2.9	0.7	0.7	0.6	0.7	0.6	87.5	21.6	17.6	13.8	16.5	21.4
Export earnings: nonfuel	092	350.2	88.9	82.2	69.6	90.8	87.0	621.2	149.6	190.4	129.2	149.4	140.3

# Cyprus (423)

In Millions of U.S. Dollars

		Exports (FOB)						Imports (CIF)					
		2015	2015Q3	2015Q4	2016Q1	2016Q2	2016Q3	2015	2015Q3	2015Q4	2016Q1	2016Q2	2016Q3
IFS World		1,925.7	384.2	423.8	407.5	476.4	490.0	5,669.2	1,437.5	1,391.7	1,219.4	2,144.1	1,484.4
World	001	1,861.0	366.5	399.8	405.9	468.1	481.9	5,593.6	1,387.2	1,385.1	1,206.5	2,152.9	1,486.2
Advanced Economies	110	1,016.5	190.0	206.5	228.0	257.8	218.9	4,490.6	1,154.9	1,128.4	952.9	1,805.5	1,147.0
Euro Area	163	608.2	89.7	100.4	112.3	127.0	96.5	3,268.4	852.1	847.5	734.0	1,527.4	870.6
Austria	122	12.5	3.5	1.8	4.1	4.2	3.3	41.7	11.5	10.0	7.6	30.0	9.5
Belgium	124	9.5	1.3	1.4	2.6	6.1	1.6	163.1	36.1	52.8	50.2	48.4	73.1
Estonia	939	3.1	0.7	0.9	0.4	0.3	0.9	12.9	2.7	4.1	2.7	2.3	1.8
Finland	172	3.9	1.3	0.3	1.0	1.6	0.9	14.0	3.5	3.9	6.0	3.2	2.4
France	132	15.1	4.5	4.4	3.7	2.9	3.7	210.0	47.1	49.5	56.5	77.0	84.7
Germany	134	33.9	6.3	6.5	9.2	13.6	8.5	417.8	107.4	115.5	106.3	750.2	105.4
Greece	174	209.6	44.4	55.0	57.2	64.8	53.6	1,445.2	395.6	366.5	286.7	342.8	349.6
Ireland	178	187.6	0.7	0.6	1.1	1.1	0.6	14.7	4.4	3.8	3.9	4.7	5.4
Italy	136	42.8	4.5	5.5	5.6	5.7	3.7	444.9	117.4	111.4	97.2	113.9	110.6
Latvia	941	2.9	0.6	0.6	0.7	0.8	0.4	4.4	1.0	1.3	1.2	3.0	1.6
Lithuania	946	6.3	1.7	1.5	2.3	1.3	1.4	5.0	1.3	1.7	2.2	1.8	1.3
Luxembourg	137	0.0	0.0	0.0	0.0	....	0.1	2.7	1.2	0.5	1.8	2.4	1.5
Malta	181	8.3	3.7	1.9	1.7	3.4	1.3	13.2	0.7	1.4	0.5	0.5	0.5
Netherlands	138	21.7	5.6	4.8	4.4	4.9	3.7	226.8	57.5	58.0	49.8	72.1	58.1
Portugal	182	1.1	0.2	0.5	0.2	0.2	0.4	16.4	4.0	5.3	4.2	4.4	3.7
Slovak Republic	936	42.1	8.5	12.5	14.3	12.6	9.3	12.3	3.5	3.9	3.5	2.9	2.8
Slovenia	961	0.4	0.0	0.1	0.8	0.2	0.9	9.8	2.4	2.1	2.1	2.4	2.1
Spain	184	7.2	2.2	2.2	3.1	3.0	2.1	213.4	54.8	55.9	51.7	65.6	56.3
Australia	193	15.6	3.4	4.6	4.4	5.1	4.4	2.6	0.5	0.9	0.7	1.1	0.9
Canada	156	2.9	0.7	0.6	1.5	0.5	0.6	5.7	1.3	1.6	1.9	1.6	1.7
China,P.R.: Hong Kong	532	15.0	3.2	3.3	3.5	4.7	4.0	14.9	2.6	3.9	4.4	4.5	4.0
China,P.R.: Macao	546	0.2	0.0	0.1	0.0	0.0	0.0	0.0	....	0.0	....	0.0	0.0
Czech Republic	935	22.5	5.6	8.7	8.3	12.5	19.2	23.5	4.6	7.5	7.3	9.4	6.8
Denmark	128	7.1	1.6	1.0	2.3	2.8	2.5	49.5	28.6	6.7	5.4	7.5	8.1
Iceland	176	0.1	0.1	0.0	0.0	0.0	0.1	0.0	....	0.0	0.2	....	0.0
Israel	436	109.3	27.8	31.0	28.7	25.1	27.3	303.7	82.4	62.5	41.3	67.3	79.8
Japan	158	1.1	0.5	0.3	0.2	0.1	0.1	59.2	16.3	16.0	14.3	18.2	16.7
Korea, Republic of	542	4.7	0.6	0.5	1.5	1.3	1.3	24.1	5.6	6.6	7.5	6.5	6.1
New Zealand	196	1.2	0.3	0.2	0.2	0.3	0.4	10.9	3.5	1.3	2.0	4.0	3.3
Norway	142	5.2	0.4	0.3	0.7	0.7	0.4	77.8	11.6	18.7	4.5	2.5	0.6
San Marino	135	....	....	....	....	....	....	0.2	0.2	0.0	0.0	0.1	0.0
Singapore	576	9.1	1.6	1.9	2.4	3.0	2.4	7.5	1.7	1.5	2.0	3.0	2.3
Sweden	144	22.9	4.2	4.3	5.6	9.0	5.8	28.1	5.7	8.1	6.1	7.6	6.6
Switzerland	146	21.4	5.1	6.0	5.0	8.3	6.1	39.1	9.9	8.8	14.0	10.1	9.7
Taiwan Prov.of China	528	3.0	0.5	0.6	0.8	1.0	1.7	21.4	5.3	7.0	5.7	6.7	6.2
United Kingdom	112	134.8	34.2	37.2	31.6	49.2	31.6	501.2	111.3	118.9	88.6	105.5	112.5
United States	111	32.0	10.7	5.5	19.0	7.3	14.6	52.7	11.8	11.0	12.9	22.4	11.1
Emerg. & Dev. Economies	200	554.2	105.1	122.5	128.6	126.9	162.0	1,090.6	229.6	252.4	225.9	284.5	307.5
Emerg. & Dev. Asia	505	104.8	23.4	26.7	25.6	26.1	21.6	431.1	99.6	98.9	96.2	117.8	126.4
Bangladesh	513	3.3	1.2	0.6	0.3	0.2	0.8	4.9	1.2	1.0	0.4	1.6	0.9
Brunei Darussalam	516	0.1	0.0	0.0	0.0	0.0	0.0	....	....	....	....	....	18.5
Cambodia	522	1.4	0.3	0.4	0.4	0.2	0.3	0.7	0.2	0.1	0.1	0.1	0.2
China,P.R.: Mainland	924	42.9	9.4	10.6	11.8	11.1	7.0	264.5	64.4	62.9	62.2	72.4	69.1
Fiji	819	0.0	0.0	0.0	0.0	0.0	0.0	....	....	....	....	....	....
F.T. French Polynesia	887	0.0	0.0	0.0	0.0	0.0	0.0	....	....	....	....	....	....
F.T. New Caledonia	839	0.1	....	0.0	....	0.0	....	....	....	....	....	....	0.0
India	534	13.1	2.5	3.5	2.9	2.4	2.3	62.2	15.6	17.1	13.0	17.5	13.8
Indonesia	536	2.3	0.4	0.6	0.7	0.9	0.7	11.8	2.8	2.6	4.0	3.9	2.7
Lao People's Dem.Rep	544	....	....	....	0.0	0.0	0.0	....	....	....	....	....	....
Malaysia	548	6.4	1.4	1.0	1.2	1.4	0.7	9.3	2.2	2.3	2.1	2.5	2.9
Maldives	556	0.6	0.1	0.1	0.1	0.2	0.1	0.0	....	....	....	....	....
Marshall Islands	867	....	....	....	....	....	0.0	28.5	....	....	....	....	....
Micronesia	868	0.0	....	0.0	....	....	....	....	....	....	....	....	....
Mongolia	948	0.6	0.1	0.3	0.0	0.3	0.0	....	....	....	....	....	....
Myanmar	518	1.1	0.4	0.2	0.2	0.1	0.4	0.3	0.1	0.1	0.0	....	0.0
Nepal	558	0.0	0.0	0.0	0.0	0.0	0.0	0.0	0.0	0.0	0.0	0.0	0.0



# Cyprus (423)

In Millions of U.S. Dollars

		Exports (FOB)						Imports (CIF)					
		2015	2015Q3	2015Q4	2016Q1	2016Q2	2016Q3	2015	2015Q3	2015Q4	2016Q1	2016Q2	2016Q3
Papua New Guinea	853	0.1	0.0	0.0	0.0	0.0	0.0	....	....	....	....	....	....
Philippines	566	2.0	0.4	0.6	0.6	0.5	0.5	1.8	0.5	0.5	0.6	1.2	0.9
Solomon Islands	813	0.1	0.1	....	....	....	....	....	....	....	0.0	....	....
Sri Lanka	524	3.8	0.8	0.8	0.6	0.9	0.8	1.2	0.3	0.3	0.2	0.3	0.3
Thailand	578	10.4	3.0	2.6	2.4	3.1	2.3	22.3	5.6	5.0	4.8	7.5	6.5
Timor-Leste	537	0.0	....	....	0.0	....	0.0	....	....	....	....	....	....
Tonga	866	0.0	....	....	....	....	....	....	....	....	....	....	....
Vanuatu	846	0.1	0.0	0.0	....	0.0	....	....	....	....	....	....	....
Vietnam	582	16.3	3.0	5.3	4.3	4.6	5.6	23.8	6.8	7.0	8.8	10.8	10.6
Asia n.s.	598	....	....	....	....	....	0.0	0.0	0.0	0.0	....	0.0	0.0
<b>Europe</b>	170	<b>78.2</b>	<b>21.6</b>	<b>21.1</b>	<b>22.8</b>	<b>21.3</b>	<b>18.8</b>	<b>471.0</b>	<b>74.6</b>	<b>105.9</b>	<b>90.7</b>	<b>90.9</b>	<b>87.1</b>
<b>Emerg. &amp; Dev. Europe</b>	903	<b>55.4</b>	<b>17.0</b>	<b>15.0</b>	<b>17.6</b>	<b>13.3</b>	<b>15.5</b>	<b>281.9</b>	<b>49.2</b>	<b>63.3</b>	<b>60.4</b>	<b>77.9</b>	<b>61.2</b>
Albania	914	1.3	0.2	0.1	0.2	0.6	0.9	0.1	....	0.0	....	0.0	0.0
Bosnia and Herzegovina	963	1.3	0.4	0.5	0.4	0.2	0.4	0.2	0.1	0.1	0.0	0.1	1.2
Bulgaria	918	11.8	5.2	1.9	2.9	2.7	2.5	100.3	11.1	11.0	11.2	17.9	12.0
Croatia	960	2.3	0.3	0.6	1.1	1.2	0.4	9.8	2.2	1.7	8.3	1.9	1.9
Gibraltar	823	0.1	0.0	0.0	0.0	0.0	0.0	0.5	0.0	0.5	....	0.0	....
Hungary	944	0.7	0.1	0.3	0.4	0.2	0.1	18.2	4.8	5.2	4.6	6.7	4.1
Kosovo	967	0.7	0.1	0.3	0.0	0.2	0.3	....	....	....	....	....	....
Macedonia, FYR	962	2.1	0.6	0.5	0.6	0.5	0.8	1.5	0.5	0.4	0.3	0.2	0.3
Montenegro	943	1.9	1.4	0.0	2.2	0.4	0.7	0.0	....	0.0	....	....	0.0
Poland	964	13.4	4.7	5.7	4.7	3.0	5.8	32.7	8.9	9.5	9.7	13.5	12.9
Romania	968	15.9	3.4	3.8	4.2	3.8	3.1	84.9	14.0	27.0	18.1	24.9	13.2
Serbia, Republic of	942	3.4	0.5	1.2	0.8	0.6	0.6	17.2	4.4	3.6	3.0	6.1	6.3
Turkey	186	0.4	0.0	0.0	0.0	0.0	0.1	16.4	3.2	4.3	5.2	6.7	9.2
<b>CIS</b>	901	<b>22.9</b>	<b>4.6</b>	<b>6.1</b>	<b>5.2</b>	<b>8.0</b>	<b>3.2</b>	<b>189.1</b>	<b>25.5</b>	<b>42.6</b>	<b>30.3</b>	<b>12.9</b>	<b>25.9</b>
Armenia	911	0.7	0.1	0.2	0.1	0.2	0.2	0.0	0.0	....	0.0	0.0	0.0
Azerbaijan, Rep. of	912	1.2	0.1	0.0	0.1	0.2	0.2	0.0	....	....	....	....	0.0
Belarus	913	0.7	0.2	0.1	0.7	0.1	0.1	3.2	0.0	0.2	0.1	0.0	0.2
Georgia	915	0.4	0.0	0.1	0.2	0.2	0.3	0.2	0.0	0.1	0.0	0.1	0.1
Kazakhstan	916	2.0	0.6	0.1	0.5	0.1	0.0	3.0	....	0.0	1.4	0.7	0.0
Kyrgyz Republic	917	0.0	....	0.0	0.0	0.0	....	....	....	....	....	....	....
Moldova	921	0.6	0.2	0.1	0.2	0.2	0.1	26.0	11.0	2.3	2.4	1.9	8.1
Russian Federation	922	9.9	2.1	3.2	1.4	4.6	1.6	134.6	13.5	30.7	15.8	4.3	11.1
Turkmenistan	925	0.1	....	....	....	0.1	0.1	....	....	....	....	....	....
Ukraine	926	7.2	1.3	2.3	2.1	2.3	0.7	22.1	0.9	9.4	10.4	6.0	6.6
Uzbekistan	927	0.0	0.0	0.0	0.0	0.0	0.0	....	....	....	....	0.0	0.0
Europe n.s.	884	0.0	....	....	....	0.0	....	0.0	....	0.0	....	0.0	0.0
<b>Mid East, N Africa, Pak</b>	440	<b>322.0</b>	<b>45.4</b>	<b>64.2</b>	<b>71.2</b>	<b>70.8</b>	<b>111.4</b>	<b>100.6</b>	<b>30.7</b>	<b>25.3</b>	<b>24.0</b>	<b>31.1</b>	<b>52.5</b>
Afghanistan, I.R. of	512	0.0	....	....	0.0	0.1	....	0.0	....	0.0	0.0	....	0.0
Algeria	612	26.4	1.0	3.7	0.7	0.8	14.6	1.3	....	1.1	1.8	0.0	0.9
Bahrain, Kingdom of	419	3.2	0.9	0.6	1.4	1.4	1.1	15.1	12.3	2.6	0.1	0.1	0.2
Djibouti	611	0.1	0.0	0.0	0.0	0.0	....	0.2	0.1	0.1	....	....	....
Egypt	469	64.1	4.8	5.3	9.0	4.9	15.3	21.9	6.3	5.6	4.2	7.3	4.3
Iran, I.R. of	429	4.8	0.9	2.4	1.7	1.3	1.4	0.6	0.1	0.1	0.2	0.1	0.1
Iraq	433	6.7	1.9	1.8	1.4	1.9	1.3	0.0	0.0	0.0	0.0	0.0	0.0
Jordan	439	15.5	3.2	3.0	2.4	2.0	2.5	1.5	0.5	0.5	0.2	0.4	0.2
Kuwait	443	7.4	1.3	1.9	1.6	1.3	1.6	3.0	0.8	0.9	0.7	1.2	1.6
Lebanon	446	54.7	5.6	20.5	4.1	4.4	10.3	11.6	2.4	3.2	2.7	2.8	2.5
Libya	672	2.3	0.2	0.6	20.9	31.5	31.1	0.0	....	0.0	4.9	5.1	0.0
Mauritania	682	0.2	0.1	0.1	0.1	....	0.0	0.3	....	....	0.3	0.1	....
Morocco	686	1.3	0.2	0.4	0.2	0.2	1.1	0.8	0.3	0.1	0.9	0.5	0.4
Oman	449	5.2	1.3	1.0	1.4	1.1	1.1	0.7	0.3	0.1	0.1	0.1	0.3
Pakistan	564	5.2	1.2	3.2	0.9	0.8	0.3	4.1	0.7	1.1	0.6	1.9	1.0
Qatar	453	6.3	1.5	2.4	1.2	1.5	1.2	1.1	0.3	0.3	0.1	0.3	0.4
Saudi Arabia	456	69.0	4.0	6.3	4.8	7.0	21.8	9.6	2.4	4.3	1.9	4.2	7.8
Somalia	726	1.7	0.6	0.5	0.3	0.5	0.4	....	....	....	....	....	....
Sudan	732	11.0	2.2	3.5	2.5	2.0	0.2	....	....	....	....	....	0.0
Syrian Arab Republic	463	1.7	0.4	0.5	0.2	0.1	0.1	1.2	0.2	0.5	0.3	0.2	0.2
Tunisia	744	9.0	7.3	0.9	1.8	0.4	1.1	1.0	0.3	0.1	0.2	0.5	9.6

# Cyprus (423)

In Millions of U.S. Dollars

		Exports (FOB)						Imports (CIF)					
		2015	2015Q3	2015Q4	2016Q1	2016Q2	2016Q3	2015	2015Q3	2015Q4	2016Q1	2016Q2	2016Q3
United Arab Emirates	466	23.5	6.6	5.3	14.2	7.7	4.5	26.3	3.7	4.7	4.7	6.5	23.1
West Bank and Gaza	487	0.1	0.1	....	....	....	....	0.0	0.0	0.0	....	0.0	0.0
Yemen, Republic of	474	2.6	0.0	0.3	0.5	0.1	0.3	....	....	....	....	....	....
<b>Sub-Saharan Africa</b>	<b>603</b>	<b>36.7</b>	<b>11.2</b>	<b>7.3</b>	<b>7.2</b>	<b>7.1</b>	<b>6.9</b>	<b>12.2</b>	<b>3.2</b>	<b>3.0</b>	<b>3.1</b>	<b>3.8</b>	<b>4.5</b>
Angola	614	0.8	0.0	0.1	0.0	0.1	0.0	....	....	....	....	....	0.0
Benin	638	0.1	0.0	0.0	0.0	....	....	....	....	....	....	....	....
Botswana	616	1.6	0.2	0.6	0.4	0.2	0.6	0.2	0.1	....	0.1	0.1	0.2
Burkina Faso	748	0.0	....	0.0	....	0.0	....	....	....	....	....	....	....
Burundi	618	0.4	0.3	0.0	0.0	....	....	....	....	....	....	....	....
Cabo Verde	624	....	....	....	0.0	....	....	....	....	....	....	....	....
Cameroon	622	1.5	0.1	0.6	0.0	0.0	0.0	0.5	0.0	0.3	0.1	0.0	0.1
Central African Rep.	626	0.2	0.0	0.1	0.0	....	0.0	....	....	....	....	0.0	....
Chad	628	0.2	0.0	0.2	....	0.0	0.0	....	....	....	....	....	....
Comoros	632	0.0	0.0	0.0	....	0.0	0.0	....	....	....	....	....	....
Congo, Dem. Rep. of	636	0.9	0.3	0.1	0.4	0.0	0.0	0.4	0.1	0.0	0.0	0.1	0.3
Congo, Republic of	634	0.1	0.0	0.0	0.0	0.0	....	0.0	0.0	0.0	....	0.0	0.1
Côte d'Ivoire	662	0.4	0.0	0.1	0.0	0.0	0.0	0.1	0.0	0.1	....	0.0	....
Equatorial Guinea	642	0.0	0.0	....	....	....	....	....	....	....	....	....	....
Eritrea	643	1.0	1.0	....	0.1	0.0	0.1	....	....	....	....	....	....
Ethiopia	644	4.0	1.5	0.8	0.9	1.9	1.9	0.3	0.0	0.1	0.0	0.0	....
Gabon	646	0.0	0.0	....	0.0	0.0	....	0.0	0.0	....	....	....	....
Gambia, The	648	0.3	0.1	0.1	0.0	....	....	....	....	....	....	....	....
Ghana	652	0.6	0.0	0.1	0.0	0.0	0.3	0.1	0.1	0.0	0.0	0.0	0.0
Guinea	656	0.2	0.0	0.1	0.0	0.1	0.0	....	....	....	....	....	....
Guinea-Bissau	654	0.0	0.0	....	....	....	....	....	....	....	....	....	....
Kenya	664	1.5	0.1	0.2	0.4	0.9	0.3	2.3	0.7	0.3	0.4	0.4	0.7
Lesotho	666	0.0	0.0	....	....	....	....	....	....	....	....	....	....
Liberia	668	0.3	0.1	0.0	0.0	0.0	0.0	....	....	....	....	0.0	....
Madagascar	674	0.2	0.0	0.2	0.0	0.0	0.0	0.1	0.0	0.1	0.1	0.0	0.0
Malawi	676	0.7	0.7	0.0	....	0.0	0.0	....	....	....	....	....	....
Mali	678	0.1	0.0	0.0	....	0.0	0.0	0.0	....	....	....	....	....
Mauritius	684	1.0	0.3	0.1	0.4	0.3	0.9	0.0	0.0	0.0	0.0	0.0	0.0
Mozambique	688	0.7	0.0	0.2	0.0	0.1	0.0	0.0	....	....	0.0	....	0.0
Namibia	728	0.1	0.0	0.0	....	0.0	0.0	1.3	0.4	0.3	0.3	0.5	0.3
Niger	692	0.7	0.6	0.2	0.1	0.2	0.0	0.0	....	....	....	....	....
Nigeria	694	5.9	3.1	1.1	1.3	0.9	0.2	0.5	0.2	0.1	0.2	0.1	0.2
Rwanda	714	0.1	0.0	0.0	0.1	0.0	0.0	....	....	....	....	....	0.0
São Tomé & Príncipe	716	....	....	....	....	0.0	0.0	....	....	....	....	....	....
Senegal	722	0.0	....	....	0.0	....	0.0	1.1	0.3	0.2	0.4	0.4	0.3
Seychelles	718	1.0	0.2	0.1	0.2	0.2	0.2	0.3	0.1	0.1	0.1	0.1	0.2
Sierra Leone	724	0.1	0.0	0.0	....	0.1	....	....	....	....	....	....	....
South Africa	199	3.0	1.0	0.8	1.1	0.5	0.7	4.5	1.0	1.4	1.3	1.8	1.7
South Sudan, Rep. of	733	0.6	0.2	0.2	0.2	0.2	0.2	....	....	....	....	....	....
Swaziland	734	0.0	0.0	....	....	0.0	....	0.0	....	0.0	....	....	0.0
Tanzania	738	3.0	0.7	0.9	0.7	0.7	0.5	0.2	0.1	0.0	0.1	....	0.3
Togo	742	3.4	0.0	....	0.0	0.0	0.0	0.0	....	0.0	....	....	0.0
Uganda	746	1.4	0.3	0.3	0.4	0.4	0.3	0.3	0.1	0.0	0.2	0.1	0.0
Zambia	754	0.0	0.0	0.0	0.0	0.0	0.0	0.0	....	....	....	0.0	....
Zimbabwe	698	0.7	0.2	0.2	0.1	0.2	0.4	0.0	0.0	....	....	....	....
Africa n.s.	799	....	....	....	....	0.0	....	....	....	....	....	....	0.0
<b>Western Hemisphere</b>	<b>205</b>	<b>12.4</b>	<b>3.4</b>	<b>3.2</b>	<b>1.8</b>	<b>1.4</b>	<b>3.3</b>	<b>75.7</b>	<b>21.4</b>	<b>19.3</b>	<b>12.0</b>	<b>41.0</b>	<b>37.0</b>
Antigua and Barbuda	311	0.3	0.1	0.1	0.1	0.1	0.1	0.0	....	0.0	....	....	....
Argentina	213	0.2	0.0	0.1	0.1	0.0	0.1	38.1	9.2	12.2	4.5	8.7	10.3
Aruba	314	0.1	0.0	....	0.0	0.0	0.0	....	....	....	....	....	....
Bahamas, The	313	0.1	0.0	0.0	0.0	0.0	0.0	....	....	....	....	....	....
Barbados	316	0.4	0.2	0.0	0.2	0.0	0.1	....	....	....	....	....	0.0
Belize	339	0.0	....	0.0	0.0	0.1	....	2.0	2.0	....	....	....	....
Bermuda	319	0.0	....	....	....	....	....	4.4	4.4	....	....	....	....
Bolivia	218	0.0	....	0.0	0.0	0.0	0.0	....	....	....	....	....	....
Brazil	223	0.9	0.1	0.1	0.0	0.4	0.0	11.0	2.5	1.7	2.8	4.9	3.8

# Cyprus (423)

In Millions of U.S. Dollars

		Exports (FOB)						Imports (CIF)					
		2015	2015Q3	2015Q4	2016Q1	2016Q2	2016Q3	2015	2015Q3	2015Q4	2016Q1	2016Q2	2016Q3
Chile	228	0.5	0.1	0.3	0.0	0.1	0.1	2.5	0.6	1.0	0.5	0.8	1.0
Colombia	233	0.2	0.2	....	0.0	0.0	0.1	0.4	0.1	0.2	0.1	0.0	16.9
Costa Rica	238	0.0	0.0	....	0.0	0.0	0.0	0.1	0.0	0.0	0.0	0.0	0.0
Curacao	354	0.4	0.1	0.0	0.1	0.1	0.2	....	....	....	....	....	....
Dominica	321	0.0	0.0	0.0	....	0.0	0.0	....	....	....	....	....	....
Dominican Republic	243	0.1	0.0	0.0	0.0	0.0	0.6	0.3	0.1	0.0	0.1	0.0	0.0
Ecuador	248	0.2	0.2	0.0	0.0	0.0	0.0	2.7	0.6	0.7	0.7	1.3	1.2
El Salvador	253	....	....	....	....	....	....	....	....	....	0.0	0.0	....
Falkland Islands	323	0.0	....	....	....	....	....	....	....	....	....	....	....
Greenland	326	0.1	....	....	....	....	....	....	....	....	....	....	....
Grenada	328	0.0	0.0	....	0.0	0.0	....	....	....	....	....	....	....
Guatemala	258	....	....	....	....	0.0	0.0	0.0	0.0	0.0	0.0	0.0	0.0
Guyana	336	0.0	0.0	....	....	....	....	0.0	....	0.0	....	....	....
Haiti	263	0.1	0.0	0.0	0.0	....	....	0.0	....	....	0.0	....	0.0
Honduras	268	1.3	0.0	....	0.5	0.0	0.0	0.0	0.0	0.0	0.0	0.0	0.0
Jamaica	343	0.0	0.0	0.0	0.0	0.0	0.0	0.0	0.0	0.0	0.0	0.0	0.0
Mexico	273	5.6	1.7	2.2	0.5	0.1	1.7	5.0	1.3	1.2	1.8	2.3	1.8
Nicaragua	278	....	....	....	....	....	....	0.0	0.0	0.0	0.0	0.0	0.0
Panama	283	0.0	0.0	0.0	0.0	0.0	0.0	0.0	0.0	0.0	....	....	0.0
Paraguay	288	0.5	....	....	....	0.0	0.0	0.0	....	....	0.0	....	....
Peru	293	0.0	0.0	0.0	0.0	0.1	0.0	0.4	0.1	0.0	0.0	0.3	0.1
Sint Maarten	352	0.1	0.0	0.0	0.0	0.0	0.0	....	....	....	....	....	0.0
St. Kitts and Nevis	361	0.1	0.0	0.0	0.0	0.0	0.0	....	....	....	....	....	....
St. Lucia	362	0.0	0.0	....	....	....	0.0	....	....	....	....	....	....
St. Vincent & Grens.	364	0.0	....	....	....	0.0	....	....	....	....	....	....	....
Suriname	366	....	....	....	....	....	....	0.1	0.0	0.1	....	....	0.0
Trinidad and Tobago	369	1.0	0.5	0.1	0.1	0.0	0.1	0.0	0.0	0.0	0.0	....	....
Uruguay	298	0.1	0.0	0.0	....	0.0	0.0	0.8	0.3	0.2	0.1	0.3	0.3
Venezuela, Rep. Bol.	299	0.0	....	0.0	0.0	....	0.0	7.6	0.0	2.0	1.2	1.1	....
Western Hem. n.s.	399	0.0	0.0	0.0	0.0	0.1	....	0.0	....	0.0	....	21.2	1.5
<b>Other Countries n.i.e</b>	<b>910</b>	<b>1.1</b>	<b>0.0</b>	<b>0.7</b>	<b>0.0</b>	<b>0.1</b>	<b>0.3</b>	<b>3.5</b>	<b>0.6</b>	<b>1.2</b>	<b>0.8</b>	<b>1.1</b>	<b>0.9</b>
Cuba	928	....	....	....	....	....	0.0	3.4	0.6	1.2	0.7	1.0	0.9
Korea, Dem. People's Rep.	954	1.1	0.0	0.7	0.0	0.1	0.2	0.1	0.0	0.0	0.0	0.0	0.0
<b>Special Categories</b>	<b>899</b>	<b>246.6</b>	<b>71.0</b>	<b>60.9</b>	<b>36.9</b>	<b>61.5</b>	<b>71.9</b>	<b>....</b>	<b>....</b>	<b>....</b>	<b>....</b>	<b>....</b>	<b>....</b>
<b>Countries &amp; Areas n.s.</b>	<b>898</b>	<b>42.6</b>	<b>0.3</b>	<b>9.1</b>	<b>12.3</b>	<b>21.8</b>	<b>28.9</b>	<b>8.9</b>	<b>2.1</b>	<b>3.1</b>	<b>26.9</b>	<b>61.8</b>	<b>30.7</b>
<b>Memorandum Items</b>													
Africa	605	85.7	22.6	16.1	12.6	10.8	24.2	15.9	3.9	4.4	6.4	4.8	15.4
Middle East	405	267.1	32.6	52.0	64.7	66.2	93.7	92.8	29.4	22.8	20.1	28.2	40.6
European Union	998	839.7	149.0	163.8	173.5	211.4	167.4	4,116.6	1,043.3	1,043.1	893.4	1,722.3	1,048.7
Export earnings: fuel	080	179.8	26.7	31.4	53.3	61.8	82.6	206.7	34.4	47.8	34.1	25.1	82.2
Export earnings: nonfuel	092	1,681.2	339.8	368.3	352.5	406.3	399.3	5,386.9	1,352.8	1,337.3	1,172.4	2,127.8	1,404.0

# Czech Republic (935)

In Millions of U.S. Dollars

		Exports (FOB)						Imports (CIF)					
		2015	2015Q3	2015Q4	2016Q1	2016Q2	2016Q3	2015	2015Q3	2015Q4	2016Q1	2016Q2	2016Q3
IFS World		157,880.9	38,920.3	41,281.4	40,861.3	42,537.4	38,844.2	141,366.6	35,068.7	37,333.2	34,831.8	36,610.8	34,425.3
World	001	157,877.4	38,912.1	41,275.7	40,986.2	42,536.9	38,860.6	141,364.3	35,061.6	37,328.5	34,906.5	36,610.4	34,466.4
Advanced Economies	110	124,886.1	30,790.0	32,825.7	33,083.3	33,789.5	30,614.6	99,808.0	24,647.4	26,011.6	24,710.6	26,568.2	24,913.2
Euro Area	163	101,789.1	25,023.0	26,896.0	27,092.3	27,757.6	25,142.3	84,133.5	20,634.1	22,027.7	20,662.4	22,479.7	21,049.8
Austria	122	6,427.9	1,576.9	1,727.9	1,656.3	1,781.5	1,725.7	5,821.0	1,479.1	1,496.2	1,336.1	1,471.4	1,408.9
Belgium	124	3,624.2	817.2	903.6	977.0	1,004.1	865.5	3,310.1	814.0	817.7	866.1	883.9	810.6
Cyprus	423	95.2	17.1	25.9	27.1	31.9	24.0	82.7	22.2	19.2	15.5	18.3	20.1
Estonia	939	250.3	65.7	60.3	57.4	75.5	64.0	76.9	16.9	17.7	21.5	22.8	25.0
Finland	172	837.9	207.3	231.0	235.3	236.5	177.8	366.0	89.8	92.5	84.3	94.4	86.6
France	132	8,080.6	1,927.9	2,095.0	2,130.1	2,267.2	1,981.4	4,254.6	1,013.4	1,084.8	1,131.9	1,197.5	1,079.3
Germany	134	50,758.0	12,737.6	13,277.3	13,377.3	13,551.5	12,792.1	42,230.0	10,538.0	10,854.1	10,468.0	11,403.7	10,808.9
Greece	174	310.0	55.5	88.9	84.4	94.5	83.9	195.4	49.0	46.6	48.6	51.1	47.6
Ireland	178	620.2	157.7	184.5	255.7	163.4	88.2	1,474.8	310.5	553.8	359.5	302.4	306.8
Italy	136	5,963.9	1,397.6	1,479.2	1,735.8	1,909.8	1,634.0	5,493.5	1,342.8	1,442.4	1,397.2	1,588.4	1,438.5
Latvia	941	256.1	72.8	62.2	63.9	68.7	77.8	122.4	25.7	28.9	26.7	29.7	41.0
Lithuania	946	472.2	120.4	126.5	105.2	122.7	139.2	249.6	62.8	65.2	62.5	60.5	58.3
Luxembourg	137	205.6	40.3	41.8	50.3	59.6	50.4	281.2	73.6	74.9	67.6	74.1	62.3
Malta	181	36.9	9.3	8.5	12.5	13.4	8.4	76.2	15.9	17.2	17.9	9.7	7.1
Netherlands	138	4,358.2	1,043.9	1,189.7	1,168.5	1,214.6	1,065.6	7,554.2	1,709.9	2,049.1	1,776.6	2,011.6	1,871.1
Portugal	182	532.7	135.0	123.6	139.3	147.4	120.0	365.2	96.3	86.7	86.1	95.9	73.3
Slovak Republic	936	14,148.9	3,517.5	3,986.3	3,646.1	3,549.5	3,092.6	9,242.0	2,273.8	2,491.2	2,141.2	2,328.9	2,174.9
Slovenia	961	661.2	162.0	175.5	175.8	182.9	170.6	720.3	181.4	179.2	175.1	202.9	192.4
Spain	184	4,149.1	961.1	1,108.1	1,194.3	1,282.9	981.1	2,217.5	518.9	610.3	580.0	632.7	537.4
Australia	193	609.8	166.6	152.6	84.2	111.8	120.9	75.0	18.4	18.9	20.3	20.8	18.6
Canada	156	260.9	58.2	61.5	59.2	62.4	66.2	112.0	24.6	26.4	28.1	28.8	46.8
China,P.R.: Hong Kong	532	321.2	77.3	78.7	78.6	65.8	68.4	1,281.4	335.4	332.1	297.3	321.2	311.5
China,P.R.: Macao	546	7.0	1.7	1.9	1.4	1.4	1.6	4.0	0.8	0.8	0.7	0.5	1.3
Denmark	128	1,531.2	363.4	408.8	414.5	426.5	390.8	914.9	218.9	233.8	213.7	229.7	203.6
Iceland	176	51.7	11.7	14.9	12.8	22.7	14.5	4.5	1.6	0.9	0.9	0.7	0.2
Israel	436	700.4	170.8	263.7	241.2	285.3	213.6	134.7	31.1	37.1	42.2	37.3	33.9
Japan	158	868.5	236.7	225.5	216.2	225.4	235.6	1,135.5	284.2	289.3	304.8	372.0	340.2
Korea, Republic of	542	507.4	125.5	131.9	100.2	108.0	108.1	2,583.1	721.1	638.5	628.4	728.7	617.2
New Zealand	196	82.3	27.0	22.0	22.4	22.1	17.5	30.7	5.5	16.7	2.6	1.6	2.1
Norway	142	695.1	167.5	185.0	170.5	191.5	173.5	49.5	9.5	11.7	7.8	10.7	8.2
San Marino	135	1.5	0.3	0.4	0.3	0.3	0.4	0.3	0.0	0.0	0.0	0.0	0.1
Singapore	576	239.1	54.6	59.3	72.4	54.7	54.9	524.8	142.7	125.2	121.8	84.3	79.1
Sweden	144	2,420.9	577.9	659.7	644.3	642.4	535.3	1,216.7	297.9	300.3	302.0	327.4	276.4
Switzerland	146	2,468.7	626.1	587.3	592.9	587.7	610.2	1,275.7	302.8	318.2	297.5	308.3	290.7
Taiwan Prov.of China	528	207.3	64.0	47.9	58.9	53.2	39.0	535.1	130.4	125.0	135.0	140.0	130.3
United Kingdom	112	8,383.3	2,087.9	2,137.2	2,309.1	2,254.2	1,947.2	3,689.6	978.4	984.3	1,125.0	919.0	1,009.0
United States	111	3,740.8	949.8	891.5	911.9	916.5	874.7	2,107.1	509.9	524.5	519.9	557.4	494.4
Vatican	187	0.0	....	....	....	....	0.0	....	....	....	....	....	....
Emerg. & Dev. Economies	200	32,841.6	8,076.2	8,415.8	7,881.2	8,719.8	8,217.4	40,593.9	10,193.7	11,000.8	9,959.9	9,780.8	9,296.1
Emerg. & Dev. Asia	505	3,183.7	733.2	782.4	763.8	862.3	801.7	13,938.8	3,648.8	4,017.4	3,317.4	3,082.6	3,252.4
Bangladesh	513	47.9	6.1	7.9	13.2	12.9	8.6	121.5	33.4	28.3	32.3	28.7	35.2
Bhutan	514	0.0	....	0.0	....	....	0.0	....	....	....	0.0	....	....
Brunei Darussalam	516	1.3	0.0	0.1	0.1	0.2	0.0	....	....	....	....	0.0	....
Cambodia	522	1.4	0.4	0.5	0.5	0.3	0.4	28.6	8.6	5.4	9.7	7.4	8.9
China,P.R.: Mainland	924	1,852.9	430.7	459.9	435.0	476.1	468.2	11,683.6	3,055.2	3,470.5	2,727.9	2,499.5	2,654.9
Fiji	819	0.2	0.0	0.0	0.0	0.1	0.1	0.2	0.0	0.0	0.0	0.0	0.0
F.T. French Polynesia	887	0.4	0.0	0.2	0.1	0.1	0.1	....	....	....	....	....	....
F.T. New Caledonia	839	2.4	0.4	1.5	0.5	0.4	0.8	0.0	....	....	0.0	....	....
Guam	829	0.0	0.0	0.0	....	....	0.0	....	....	....	....	....	....
India	534	546.5	130.7	132.5	135.4	191.5	140.0	423.9	111.1	94.1	106.8	109.2	106.0
Indonesia	536	132.0	28.1	37.4	52.2	28.5	33.4	105.3	29.3	25.8	26.5	34.9	44.6
Kiribati	826	0.0	0.0	....	....	....	....	....	....	....	....	....	....
Lao People's Dem.Rep	544	3.2	0.3	2.2	0.1	0.5	0.3	0.8	0.2	0.3	0.2	0.2	0.1
Malaysia	548	187.2	47.4	41.8	39.9	47.9	52.4	445.6	115.1	120.1	111.7	121.2	123.3
Maldives	556	6.1	1.1	1.9	0.6	0.6	0.5	1.0	0.2	0.2	0.1	0.1	0.0
Marshall Islands	867	1.6	0.1	0.0	....	0.0	0.1	....	....	....	....	0.1	....

# Czech Republic (935)

In Millions of U.S. Dollars

		Exports (FOB)						Imports (CIF)					
		2015	2015Q3	2015Q4	2016Q1	2016Q2	2016Q3	2015	2015Q3	2015Q4	2016Q1	2016Q2	2016Q3
Mongolia	948	11.5	3.7	3.8	3.7	3.9	3.1	0.2	0.0	0.0	0.0	0.1	0.1
Myanmar	518	2.9	0.9	0.6	0.9	0.3	1.5	4.2	1.3	0.5	1.1	0.9	1.6
Nepal	558	11.5	0.9	0.1	1.0	1.1	0.8	1.3	0.3	0.4	0.3	0.6	0.5
Palau	565	0.0	0.0	....	0.0	....	....	....	....	....	....	....	....
Papua New Guinea	853	0.9	0.3	0.2	0.1	0.0	0.6	0.0	....	....	....	0.0	....
Philippines	566	101.1	20.8	23.7	22.1	24.9	27.4	101.5	19.8	25.4	17.7	26.0	20.0
Samoa	862	0.0	....	....	....	0.0	0.1	0.0	....	0.0	....	....	....
Solomon Islands	813	....	....	....	....	0.0	....	....	....	....	....	....	....
Sri Lanka	524	12.0	2.8	3.0	2.9	2.1	5.2	18.8	4.9	5.5	4.6	5.0	5.9
Thailand	578	162.8	36.7	37.6	34.1	42.4	36.1	842.9	227.8	203.2	232.5	199.2	204.1
Timor-Leste	537	....	....	....	....	0.0	....	....	....	....	....	....	....
Tonga	866	....	....	....	....	....	0.0	....	....	....	....	....	....
Vanuatu	846	0.1	0.0	0.1	0.0	1.2	....	....	....	....	....	....	....
Vietnam	582	97.3	21.7	27.2	21.3	27.0	22.2	159.4	41.5	37.3	46.0	49.6	47.2
Asia n.s.	598	0.5	0.0	0.2	0.0	0.3	0.0	0.0	0.0	0.0	0.0	0.0	0.0
<b>Europe</b>	170	<b>24,603.6</b>	<b>6,098.8</b>	<b>6,343.6</b>	<b>5,898.2</b>	<b>6,636.5</b>	<b>6,214.9</b>	<b>25,681.5</b>	<b>6,315.9</b>	<b>6,742.6</b>	<b>6,412.1</b>	<b>6,431.5</b>	<b>5,799.1</b>
<b>Emerg. &amp; Dev. Europe</b>	903	<b>19,955.5</b>	<b>4,931.5</b>	<b>5,131.0</b>	<b>4,943.8</b>	<b>5,453.2</b>	<b>4,987.4</b>	<b>19,816.8</b>	<b>4,863.1</b>	<b>5,461.3</b>	<b>5,481.3</b>	<b>5,436.3</b>	<b>5,030.0</b>
Albania	914	32.3	7.2	8.9	12.8	14.1	11.2	7.6	1.2	2.0	2.4	4.4	3.7
Bosnia and Herzegovina	963	123.5	30.2	34.4	35.0	39.0	33.6	57.9	12.7	10.9	11.0	16.9	11.4
Bulgaria	918	826.2	212.6	201.2	191.0	216.9	202.8	303.7	76.4	81.6	77.3	89.4	94.3
Croatia	960	487.4	116.9	123.6	119.3	137.1	129.9	135.2	39.1	31.3	32.2	41.8	33.3
Faroe Islands	816	1.3	0.3	0.4	0.5	0.4	0.6	0.0	....	0.0	....	....	....
Gibraltar	823	0.3	0.1	0.1	0.1	0.1	0.1	0.3	....	....	0.0	0.1	0.0
Hungary	944	4,682.9	1,193.1	1,201.6	1,119.4	1,223.2	1,170.0	3,838.9	946.8	989.0	958.0	1,065.3	949.3
Kosovo	967	13.6	3.6	3.9	2.5	3.2	3.1	0.4	0.2	0.1	0.1	0.0	0.2
Macedonia, FYR	962	97.0	17.3	32.4	35.8	31.5	28.2	49.8	12.6	10.3	9.7	13.0	15.2
Montenegro	943	45.9	11.1	11.7	14.8	13.4	9.7	2.5	0.7	0.7	0.2	0.5	0.6
Poland	964	9,266.0	2,243.4	2,355.9	2,240.2	2,502.1	2,277.6	12,729.4	3,110.3	3,616.9	3,658.7	3,436.4	3,249.5
Romania	968	1,988.6	503.6	526.5	508.4	548.8	519.3	1,477.8	371.3	388.6	398.4	429.6	372.9
Serbia, Republic of	942	473.7	121.2	138.3	116.8	124.2	120.8	264.1	70.0	66.2	71.0	72.2	69.3
Turkey	186	1,916.7	470.7	492.0	547.2	599.4	480.5	949.2	221.7	263.6	262.4	266.7	230.2
<b>CIS</b>	901	<b>4,646.4</b>	<b>1,166.5</b>	<b>1,212.3</b>	<b>954.0</b>	<b>1,182.9</b>	<b>1,226.8</b>	<b>5,864.5</b>	<b>1,452.6</b>	<b>1,281.4</b>	<b>930.8</b>	<b>995.2</b>	<b>769.2</b>
Armenia	911	23.2	4.5	6.4	4.0	4.4	4.8	1.5	0.5	0.7	0.5	0.5	0.7
Azerbaijan, Rep. of	912	115.3	28.4	15.6	34.8	33.8	14.5	1,048.8	320.1	242.9	163.5	138.6	9.0
Belarus	913	255.1	65.6	87.6	39.6	58.9	45.6	137.6	31.4	26.4	24.6	34.2	24.0
Georgia	915	62.5	16.1	15.2	14.5	18.2	22.0	20.4	5.5	5.9	4.9	4.5	2.5
Kazakhstan	916	224.1	60.7	42.0	30.0	42.4	54.4	425.3	55.6	56.5	63.2	42.2	18.4
Kyrgyz Republic	917	6.7	1.3	1.2	1.2	1.2	1.0	1.9	0.0	0.0	0.2	0.1	0.0
Moldova	921	47.0	12.8	13.6	10.1	12.8	10.3	31.2	7.0	8.2	8.8	8.4	7.8
Russian Federation	922	3,202.6	792.5	822.0	624.6	788.2	802.4	3,469.2	847.7	780.1	496.9	593.0	532.2
Tajikistan	923	6.1	3.3	1.4	0.6	0.7	1.0	0.0	0.0	0.0	....	0.1	....
Turkmenistan	925	21.0	5.1	4.9	2.3	11.1	4.6	0.0	0.0	0.0	0.0	0.1	0.0
Ukraine	926	621.2	164.5	186.3	184.0	194.3	245.3	725.1	184.2	160.0	167.2	172.5	174.2
Uzbekistan	927	61.4	11.6	16.0	8.3	16.9	20.8	3.5	0.7	0.7	1.0	0.9	0.4
Europe n.s.	884	1.7	0.7	0.4	0.4	0.4	0.7	0.2	0.2	0.0	0.0	0.0	0.0
<b>Mid East, N Africa, Pak</b>	440	<b>2,873.6</b>	<b>739.1</b>	<b>758.7</b>	<b>696.9</b>	<b>716.9</b>	<b>669.8</b>	<b>336.4</b>	<b>78.4</b>	<b>73.6</b>	<b>87.1</b>	<b>109.2</b>	<b>85.1</b>
Afghanistan, I.R. of	512	6.3	0.6	0.9	7.2	1.0	0.4	0.0	....	0.0	0.0	0.5	0.0
Algeria	612	221.5	56.6	56.9	57.1	40.2	24.1	0.4	0.1	0.0	0.6	0.0	0.0
Bahrain, Kingdom of	419	23.1	6.2	7.7	4.8	3.4	6.8	13.5	4.5	3.5	3.5	3.7	3.3
Djibouti	611	0.7	0.0	0.0	0.0	0.1	0.2	0.3	0.1	0.2	0.1	0.3	0.2
Egypt	469	368.1	80.4	62.9	83.4	85.6	82.8	43.2	10.9	9.0	15.4	15.7	12.5
Iran, I.R. of	429	38.1	9.7	12.2	8.6	14.7	16.4	3.4	1.4	0.7	1.1	0.6	0.8
Iraq	433	128.4	29.6	45.0	25.8	35.1	47.6	0.8	0.2	0.0	....	0.0	0.0
Jordan	439	34.9	9.5	6.7	7.3	7.6	11.7	0.6	0.0	0.4	0.1	0.1	0.0
Kuwait	443	65.7	18.4	23.2	13.2	25.1	15.9	0.3	0.1	0.1	0.1	0.1	0.0
Lebanon	446	53.9	14.2	12.4	14.9	16.5	17.9	1.9	0.4	0.6	0.2	0.2	0.7
Libya	672	3.5	0.2	0.5	0.3	1.0	0.8	0.7	0.3	0.2	0.2	0.2	0.0
Mauritania	682	1.8	0.1	0.2	0.0	0.5	0.2	....	....	....	....	....	....
Morocco	686	211.9	41.3	46.5	57.5	60.3	56.6	24.5	5.4	7.2	9.9	10.0	11.1
Oman	449	71.0	27.5	28.4	17.7	30.1	10.9	12.4	3.0	3.0	3.7	2.1	2.2

# Czech Republic (935)

In Millions of U.S. Dollars

		Exports (FOB)						Imports (CIF)					
		2015	2015Q3	2015Q4	2016Q1	2016Q2	2016Q3	2015	2015Q3	2015Q4	2016Q1	2016Q2	2016Q3
Pakistan	564	52.0	13.3	18.2	13.9	15.9	15.7	71.3	17.3	17.4	18.5	20.0	19.1
Qatar	453	91.4	20.1	30.1	23.1	28.7	22.1	7.0	1.6	1.8	1.6	2.8	1.6
Saudi Arabia	456	578.9	167.6	174.3	118.9	118.4	102.0	16.0	3.2	4.0	3.6	20.7	3.3
Somalia	726	0.1	0.1	0.0	1.2	0.1	0.0	....	....	....	....	....	....
Sudan	732	11.8	3.4	3.1	2.8	1.4	0.7	0.0	0.0	0.0	0.0	....	....
Syrian Arab Republic	463	5.7	1.2	2.7	1.3	1.1	0.8	0.0	0.0	0.0	0.0	....	....
Tunisia	744	90.4	23.5	27.6	34.3	34.1	27.8	57.9	16.3	12.7	15.7	17.6	14.4
United Arab Emirates	466	810.5	215.4	198.1	203.3	192.4	201.3	82.3	13.5	13.0	12.6	14.5	15.7
West Bank and Gaza	487	3.6	0.2	1.1	0.4	3.6	7.3	....	....	....	....	....	....
Yemen, Republic of	474	0.5	0.1	....	0.0	0.1	0.0	....	....	....	....	....	....
<b>Sub-Saharan Africa</b>	<b>603</b>	<b>808.8</b>	<b>176.6</b>	<b>193.4</b>	<b>195.2</b>	<b>182.6</b>	<b>193.4</b>	<b>209.2</b>	<b>45.4</b>	<b>46.0</b>	<b>40.5</b>	<b>42.2</b>	<b>43.9</b>
Angola	614	81.6	4.6	3.3	0.9	8.1	4.4	0.3	0.0	....	0.0	0.0	....
Benin	638	1.7	0.3	0.4	0.2	1.0	0.3	0.2	0.0	0.0	....	....	0.0
Botswana	616	0.5	0.1	0.0	0.0	0.2	0.0	0.0	0.0	....	0.0	0.0	....
Burkina Faso	748	3.6	0.4	2.2	0.9	0.3	1.6	....	....	....	....	....	....
Burundi	618	0.1	0.0	0.0	0.0	0.0	0.0	....	....	....	....	....	....
Cabo Verde	624	0.6	0.1	0.1	0.0	0.2	0.0	0.0	0.0	0.0	....	0.0	....
Cameroon	622	4.2	0.8	2.2	0.9	2.0	2.0	2.7	0.8	0.3	1.1	1.3	1.4
Central African Rep.	626	0.8	0.0	0.0	1.4	0.0	0.0	0.0	....	....	....	0.0	....
Chad	628	2.4	0.1	0.1	0.0	0.0	0.1	....	....	....	....	....	....
Comoros	632	0.0	0.0	0.0	....	....	....	....	....	....	....	....	....
Congo, Dem. Rep. of	636	6.2	2.2	1.4	0.6	0.6	0.7	1.7	....	....	0.0	....	0.0
Congo, Republic of	634	3.5	1.0	0.9	0.9	0.6	0.5	2.0	1.1	0.3	0.8	1.3	0.5
Côte d'Ivoire	662	21.2	5.9	7.3	3.9	4.1	1.6	26.8	6.1	4.1	5.4	5.4	4.4
Equatorial Guinea	642	1.5	0.2	0.5	0.1	0.1	0.0	6.3	3.1	1.6	0.7	0.0	....
Eritrea	643	....	....	....	0.0	....	0.0	....	....	....	....	....	....
Ethiopia	644	14.9	4.3	7.9	5.5	5.5	9.3	5.6	0.1	3.2	0.6	0.3	0.2
Gabon	646	11.9	1.7	1.8	0.8	0.5	0.6	0.8	....	0.8	0.0	....	....
Gambia, The	648	0.2	0.0	0.0	0.0	0.0	0.0	....	....	....	....	....	....
Ghana	652	16.0	3.3	5.4	4.3	6.7	6.9	0.6	0.0	0.1	0.1	0.1	0.2
Guinea	656	1.8	0.1	0.6	0.5	0.3	0.5	0.4	0.2	....	0.0	0.0	0.0
Guinea-Bissau	654	0.1	0.1	0.0	....	0.0	0.0	....	....	....	....	....	....
Kenya	664	20.6	6.4	3.9	5.6	6.3	6.0	2.2	0.1	1.3	0.4	0.5	0.6
Lesotho	666	0.0	0.0	0.0	0.0	0.0	1.5	....	....	....	....	....	....
Liberia	668	3.0	0.6	2.1	0.2	0.1	0.1	10.7	1.8	0.4	0.9	1.6	0.8
Madagascar	674	1.0	0.3	0.4	0.3	0.4	0.3	0.8	0.1	0.1	0.1	0.1	0.1
Malawi	676	0.4	0.2	0.1	0.1	0.0	0.3	2.6	0.4	0.7	0.7	0.9	1.9
Mali	678	28.3	7.2	9.3	3.2	7.2	5.7	0.0	0.0	0.0	0.0	....	....
Mauritius	684	6.6	1.5	1.8	1.3	1.6	2.4	16.7	3.8	3.4	3.4	2.6	3.2
Mozambique	688	0.8	0.3	0.2	0.3	0.0	0.1	0.6	0.1	0.1	0.1	0.4	0.3
Namibia	728	4.7	0.3	0.9	1.2	0.3	0.5	0.2	0.1	0.0	0.0	0.0	0.1
Niger	692	1.1	0.1	0.3	1.1	2.5	0.1	0.0	....	....	....	....	0.0
Nigeria	694	72.8	13.3	15.4	10.0	11.1	9.7	6.2	3.2	0.6	4.4	1.7	1.8
Rwanda	714	2.0	0.6	0.5	0.7	3.0	4.8	0.2	0.1	0.1	....	0.1	0.1
São Tomé & Príncipe	716	0.0	....	....	....	0.1	....	0.0	0.0	....	....	0.0	....
Senegal	722	25.8	7.4	6.4	1.0	2.1	2.1	0.0	0.0	0.0	0.0	....	....
Seychelles	718	1.8	0.5	0.4	0.3	0.7	0.5	0.2	0.0	....	....	0.0	....
Sierra Leone	724	0.3	0.1	0.0	0.1	0.1	0.0	2.2	0.3	0.3	0.1	0.2	0.0
South Africa	199	432.8	105.7	106.9	119.1	107.4	121.7	113.4	22.8	27.8	20.5	24.7	27.4
South Sudan, Rep. of	733	0.3	0.0	0.3	0.0	....	....	....	....	....	....	....	....
Swaziland	734	0.3	0.1	0.1	0.0	0.0	0.0	0.0	....	0.0	....	....	0.0
Tanzania	738	12.1	3.3	1.9	1.9	3.1	3.1	5.5	0.9	0.7	1.2	0.9	0.8
Togo	742	4.8	0.6	1.8	0.3	2.3	1.3	0.0	....	0.0	0.0	0.0	....
Uganda	746	11.3	1.2	5.9	25.6	2.9	3.9	0.3	0.0	0.1	0.0	0.0	0.2
Zambia	754	4.0	1.4	0.5	1.2	0.7	0.2	0.0	0.0	0.0	0.0	0.0	0.0
Zimbabwe	698	1.2	0.1	0.4	0.7	0.3	0.4	0.0	0.0	....	0.0	0.0	....
<b>Western Hemisphere</b>	<b>205</b>	<b>1,371.9</b>	<b>328.5</b>	<b>337.7</b>	<b>327.2</b>	<b>321.4</b>	<b>337.6</b>	<b>428.0</b>	<b>105.1</b>	<b>121.1</b>	<b>102.7</b>	<b>115.3</b>	<b>115.6</b>
Anguilla	312	0.5	0.3	0.2	0.0	0.0	0.0	....	....	....	....	....	....
Antigua and Barbuda	311	0.1	0.0	0.0	0.0	0.0	0.0	1.1	1.1	....	....	....	....
Argentina	213	89.0	23.0	20.3	20.4	22.5	18.1	70.2	17.3	20.6	20.3	25.8	18.7

# Czech Republic (935)

In Millions of U.S. Dollars

		Exports (FOB)						Imports (CIF)					
		2015	2015Q3	2015Q4	2016Q1	2016Q2	2016Q3	2015	2015Q3	2015Q4	2016Q1	2016Q2	2016Q3
Aruba	314	0.2	0.0	0.0	0.0	0.1	0.0	....	....	....	....	....	....
Bahamas, The	313	0.6	0.1	0.2	0.1	0.0	0.0	0.0	....	....	....	....	....
Barbados	316	0.2	0.0	0.1	0.0	0.0	0.1	1.9	0.3	0.9	0.5	0.7	0.5
Belize	339	2.9	0.7	0.6	0.7	1.2	0.6	0.1	0.0	....	....	....	....
Bermuda	319	0.1	0.0	0.1	0.0	0.0	0.0	0.4	....	0.0	....	0.0	....
Bolivia	218	5.9	1.6	1.4	0.9	0.8	1.8	0.4	0.1	0.0	0.1	0.1	0.0
Brazil	223	266.4	59.7	59.1	68.0	61.5	69.9	50.6	11.4	10.0	14.1	10.6	10.4
Chile	228	85.1	17.9	19.3	13.1	14.7	17.7	13.5	3.5	2.5	2.8	3.9	3.3
Colombia	233	62.8	9.3	10.3	8.4	8.1	7.6	2.8	0.7	1.1	0.9	0.7	1.1
Costa Rica	238	7.3	2.0	1.9	2.2	1.3	1.9	1.3	0.2	0.2	0.4	0.4	0.3
Curacao	354	0.4	0.0	0.2	0.0	0.0	0.0	....	....	....	....	....	....
Dominica	321	0.2	0.2	....	0.2	0.0	....	....	....	....	....	....	....
Dominican Republic	243	14.2	2.7	6.5	3.5	3.4	2.3	1.0	0.1	0.3	0.2	0.3	0.6
Ecuador	248	14.0	3.8	3.3	2.1	3.7	2.6	5.0	1.6	2.1	1.9	2.3	1.8
El Salvador	253	46.9	8.3	16.9	12.3	7.9	13.2	11.9	3.0	2.8	2.4	3.1	3.2
Falkland Islands	323	....	....	....	0.0	0.1	....	....	....	....	....	....	....
Greenland	326	0.7	0.2	0.2	0.2	0.1	0.4	....	....	....	....	....	....
Grenada	328	0.0	....	0.0	0.0	0.0	0.0	....	....	....	....	....	....
Guatemala	258	7.6	2.7	2.3	1.4	2.6	2.3	0.5	0.1	0.1	0.0	0.0	0.1
Guyana	336	0.1	0.0	0.0	0.1	0.0	....	0.0	....	0.0	0.0	....	0.0
Haiti	263	0.1	0.0	0.0	0.1	0.0	0.0	....	....	....	0.0	0.0	....
Honduras	268	10.9	2.3	2.5	2.4	2.8	2.6	4.7	0.6	0.0	1.2	0.6	0.5
Jamaica	343	0.3	0.1	0.0	4.7	0.1	0.1	0.2	0.0	0.1	0.0	0.0	0.0
Mexico	273	661.6	174.3	172.6	172.2	173.0	176.2	246.1	61.6	75.1	54.9	63.6	70.0
Montserrat	351	....	....	....	....	0.0	....	....	....	....	....	....	....
Nicaragua	278	1.7	0.4	0.4	0.3	0.2	0.5	0.4	0.1	0.1	0.0	0.1	0.1
Panama	283	5.2	1.2	1.2	1.2	1.9	3.5	1.1	0.6	0.1	0.0	0.2	0.1
Paraguay	288	5.7	2.1	1.4	0.9	1.0	1.8	0.1	....	0.0	0.1	0.2	0.2
Peru	293	42.7	8.8	11.6	8.1	9.6	9.1	6.7	1.2	2.5	1.0	1.6	1.5
Sint Maarten	352	0.2	0.2	0.0	0.0	0.0	0.0	0.0	....	0.0	0.0	....	0.0
St. Kitts and Nevis	361	0.0	0.0	0.0	0.0	0.0	0.0	1.2	0.3	0.3	0.3	0.4	0.4
St. Lucia	362	0.1	0.0	0.0	....	0.0	0.0	0.0	....	....	....	....	0.0
St. Vincent & Grens.	364	0.1	0.1	0.0	....	0.0	....	....	....	....	....	....	....
Suriname	366	0.6	0.1	0.1	0.1	0.1	0.2	0.0	0.0	....	....	0.0	0.0
Trinidad and Tobago	369	1.0	0.1	0.4	0.7	0.2	0.3	0.0	0.0	....	....	....	0.0
Uruguay	298	25.3	2.3	1.6	1.3	1.5	1.7	4.4	1.2	1.7	0.1	0.8	2.8
Venezuela, Rep. Bol.	299	7.0	2.4	1.4	1.2	1.9	1.6	0.0	0.0	0.0	0.0	0.0	0.0
Western Hem. n.s.	399	4.1	1.3	1.4	0.4	0.9	1.4	2.3	0.0	0.5	1.3	0.0	0.0
<b>Other Countries n.i.e</b>	910	<b>28.0</b>	<b>10.2</b>	<b>6.2</b>	<b>6.9</b>	<b>5.3</b>	<b>1.9</b>	<b>2.1</b>	<b>0.6</b>	<b>0.7</b>	<b>0.3</b>	<b>0.4</b>	<b>0.6</b>
Cuba	928	28.0	10.2	6.2	6.9	5.3	1.9	2.1	0.6	0.7	0.3	0.4	0.6
Korea, Dem. People's Rep.	954	0.0	0.0	0.0	....	0.0	....	....	....	....	....	....	....
<b>Special Categories</b>	899	<b>40.2</b>	<b>14.2</b>	<b>10.0</b>	<b>6.0</b>	<b>10.1</b>	<b>12.0</b>	<b>0.0</b>	<b>....</b>	<b>....</b>	<b>....</b>	<b>....</b>	<b>....</b>
<b>Countries &amp; Areas n.s.</b>	898	<b>81.6</b>	<b>21.6</b>	<b>17.9</b>	<b>8.8</b>	<b>12.3</b>	<b>14.7</b>	<b>960.3</b>	<b>219.9</b>	<b>315.4</b>	<b>235.7</b>	<b>261.0</b>	<b>256.5</b>
<b>Memorandum Items</b>													
Africa	605	1,346.6	301.5	327.4	347.9	319.3	303.0	292.2	67.4	66.0	66.9	70.1	69.6
Middle East	405	2,277.2	600.3	605.3	523.1	563.3	544.1	182.2	39.2	36.3	42.2	60.8	40.3
European Union	998	131,375.7	32,321.9	34,510.4	34,638.6	35,708.7	32,315.1	108,439.6	26,673.3	28,653.7	27,427.7	29,018.5	27,238.1
Export earnings: fuel	080	5,861.8	1,476.2	1,500.1	1,190.7	1,399.7	1,352.9	5,103.9	1,261.2	1,112.3	759.3	824.9	591.8
Export earnings: nonfuel	092	152,015.6	37,435.9	39,775.6	39,795.5	41,137.3	37,507.6	136,260.5	33,800.4	36,216.2	34,147.1	35,785.5	33,874.6

# Denmark (128)

In Millions of U.S. Dollars

		Exports (FOB)						Imports (CIF)					
		2015	2015Q3	2015Q4	2016Q1	2016Q2	2016Q3	2015	2015Q3	2015Q4	2016Q1	2016Q2	2016Q3
IFS World		94,230.2	23,343.3	22,865.3	22,602.3	24,286.9	23,711.5	84,519.0	21,055.0	21,165.0	20,600.1	21,317.4	21,091.2
World	001	95,457.3	23,568.3	23,185.0	22,721.8	24,713.6	23,876.0	85,622.7	21,018.3	21,600.7	20,612.4	21,675.0	21,142.1
Advanced Economies	110	76,198.4	18,569.6	18,441.4	17,945.1	19,592.1	18,854.7	67,217.6	16,179.7	17,093.4	16,035.2	17,189.5	16,153.0
Euro Area	163	36,525.7	8,831.5	8,809.1	8,847.4	9,503.3	9,028.3	39,798.1	9,657.8	10,298.7	9,970.8	10,652.1	9,781.0
Austria	122	635.3	165.4	173.7	170.1	152.6	163.4	786.6	185.9	204.3	212.1	230.8	188.6
Belgium	124	1,424.5	378.3	335.6	365.0	396.3	446.9	2,687.5	655.0	743.9	666.6	740.8	672.1
Cyprus	423	58.0	21.6	12.4	10.0	12.3	11.5	10.4	3.2	1.5	2.8	3.6	3.4
Estonia	939	247.2	63.6	59.8	63.1	79.4	75.6	325.3	73.2	85.3	88.3	93.1	79.6
Finland	172	2,451.3	577.1	571.8	603.7	610.8	532.2	1,115.1	243.7	298.7	259.7	275.5	256.2
France	132	3,342.9	774.2	821.6	878.3	940.8	810.9	2,619.6	682.0	669.8	696.9	682.2	621.6
Germany	134	17,120.9	4,136.8	4,135.7	3,740.9	3,930.2	3,809.6	17,526.5	4,299.8	4,455.0	4,425.8	4,748.5	4,475.0
Greece	174	398.4	98.1	100.4	119.0	121.9	111.5	132.3	24.2	28.4	34.9	37.5	25.8
Ireland	178	690.9	209.3	175.4	192.9	208.0	318.8	961.9	238.7	239.0	233.4	299.9	228.9
Italy	136	2,437.0	588.3	578.0	684.1	681.6	640.1	3,019.1	792.0	767.2	751.8	820.7	728.8
Latvia	941	300.3	73.4	83.5	78.2	81.9	72.1	478.4	96.3	124.1	123.9	112.0	130.3
Lithuania	946	405.8	94.1	98.2	116.9	126.4	95.2	572.0	116.7	130.5	121.1	134.3	114.4
Luxembourg	137	47.6	12.5	10.0	12.1	11.0	15.6	207.8	48.1	51.5	63.6	51.0	36.0
Malta	181	57.8	8.2	8.4	7.3	10.4	32.2	28.5	3.2	7.4	10.8	12.2	8.8
Netherlands	138	4,240.3	956.7	969.9	1,142.9	1,440.3	1,191.1	6,953.9	1,638.8	1,893.1	1,690.1	1,750.5	1,622.2
Portugal	182	274.2	66.1	80.7	65.4	81.0	75.1	337.6	92.2	80.1	80.1	85.4	90.7
Slovak Republic	936	262.6	60.5	66.5	54.4	59.3	56.9	389.4	99.9	95.9	116.0	132.5	100.8
Slovenia	961	90.3	24.0	22.9	23.4	23.9	24.2	204.0	53.4	49.9	49.7	60.1	64.0
Spain	184	2,040.4	523.3	504.5	519.7	535.2	545.3	1,442.2	311.8	373.0	343.3	381.5	333.6
Australia	193	856.3	213.9	233.2	228.8	243.5	225.6	131.2	25.0	64.0	19.8	37.7	26.0
Canada	156	561.9	147.7	135.4	138.5	153.3	145.4	345.0	106.3	114.3	112.5	66.5	54.5
China,P.R.: Hong Kong	532	1,244.9	238.3	141.7	108.2	125.1	152.0	110.0	27.5	31.7	23.8	26.5	26.8
China,P.R.: Macao	546	2.5	0.6	0.4	0.7	0.3	0.8	0.6	0.0	0.1	0.0	0.4	0.1
Czech Republic	935	860.5	204.5	218.9	201.5	217.0	206.7	1,388.1	339.1	371.1	378.9	388.2	359.0
Iceland	176	438.7	108.9	110.6	109.6	135.9	125.3	173.9	34.0	51.5	45.3	47.9	41.3
Israel	436	204.2	52.8	48.5	46.3	56.5	62.3	61.8	12.6	14.9	16.3	18.6	12.0
Japan	158	1,835.3	505.4	426.4	448.4	513.4	592.2	388.2	117.1	91.2	94.6	107.0	107.8
Korea, Republic of	542	942.2	172.9	195.0	167.6	191.8	169.8	1,767.9	303.7	92.7	93.3	97.7	89.5
New Zealand	196	121.3	28.7	28.1	26.4	32.8	30.0	88.4	24.2	20.8	20.5	22.7	25.3
Norway	142	5,961.6	1,402.0	1,511.0	1,319.6	1,507.0	1,410.5	5,164.2	1,180.3	1,183.0	1,077.8	1,208.9	1,319.4
San Marino	135	2.5	0.1	0.4	1.1	0.2	0.4	1.2	0.1	0.1	0.2	0.1	0.1
Singapore	576	453.7	135.1	104.2	155.5	100.3	102.6	180.4	35.2	64.9	24.0	38.6	77.6
Sweden	144	11,035.1	2,797.3	2,747.8	2,625.8	2,863.0	2,814.9	10,503.6	2,580.4	2,810.9	2,522.1	2,605.0	2,576.1
Switzerland	146	828.0	188.6	210.1	207.1	211.1	203.1	643.2	138.9	181.1	164.8	151.7	194.2
Taiwan Prov.of China	528	286.3	77.1	71.4	68.0	103.6	101.9	391.3	92.0	96.1	99.9	99.2	84.6
United Kingdom	112	6,033.0	1,456.6	1,442.6	1,339.3	1,601.4	1,502.4	3,872.2	938.2	1,050.5	863.3	898.8	856.9
United States	111	8,004.8	2,007.8	2,006.5	1,905.3	2,032.6	1,980.5	2,208.4	567.2	555.9	507.4	721.9	520.7
Vatican	187	....	....	....	....	....	....	....	....	....	....	0.0	....
Emerg. & Dev. Economies	200	18,691.3	4,844.9	4,605.9	4,600.7	4,950.5	4,872.7	18,376.4	4,828.4	4,502.6	4,575.2	4,479.1	4,982.3
Emerg. & Dev. Asia	505	5,663.6	1,465.7	1,401.3	1,414.7	1,672.8	1,597.9	8,673.8	2,385.0	1,994.5	2,208.7	1,931.6	2,513.3
American Samoa	859	0.0	0.0	0.0	0.2	0.1	0.3	0.0	0.0	0.0	0.0	0.0	0.0
Bangladesh	513	62.2	17.2	15.0	19.9	20.5	20.5	543.1	150.6	123.1	143.6	126.5	171.5
Bhutan	514	0.4	0.2	0.1	0.0	0.3	0.1	0.0	....	....	....	....	0.0
Brunei Darussalam	516	1.9	0.3	1.0	0.2	0.9	0.3	0.0	0.0	0.0	0.0	0.0	0.0
Cambodia	522	34.1	11.9	9.6	41.4	30.4	40.0	41.5	15.6	8.2	17.0	15.4	31.5
China,P.R.: Mainland	924	3,977.8	1,032.1	954.1	983.5	1,168.4	1,087.0	6,233.1	1,747.0	1,408.8	1,587.9	1,350.6	1,845.4
Fiji	819	1.2	0.4	0.3	0.3	0.5	0.3	0.0	0.0	0.0	0.0	0.0	0.0
F.T. French Polynesia	887	3.2	1.0	0.7	0.7	0.8	0.9	0.7	0.1	0.2	0.2	0.2	0.1
F.T. New Caledonia	839	6.0	1.6	1.5	1.6	1.6	1.7	0.0	0.0	0.0	0.1	0.0	0.0
Guam	829	5.0	1.3	1.2	1.2	1.8	1.5	0.0	....	0.0	0.0	0.0	....
India	534	373.6	85.5	100.6	112.6	111.3	98.9	634.1	167.8	140.8	175.6	155.9	177.2
Indonesia	536	149.7	24.7	32.3	25.4	52.2	30.6	223.9	49.9	55.1	48.2	59.0	49.4
Kiribati	826	1.0	0.1	0.4	0.2	0.3	0.3	0.0	0.0	....	....	0.0	....
Lao People's Dem.Rep	544	0.6	0.1	0.2	0.3	0.3	0.2	9.6	2.8	3.9	3.1	3.6	4.2
Malaysia	548	201.9	50.4	49.5	50.3	48.9	49.6	212.6	52.9	59.1	44.4	46.9	44.0
Maldives	556	5.5	1.3	1.1	1.5	3.1	1.3	6.9	6.5	0.0	0.0	0.0	0.0



# Denmark (128)

In Millions of U.S. Dollars

		Exports (FOB)						Imports (CIF)					
		2015	2015Q3	2015Q4	2016Q1	2016Q2	2016Q3	2015	2015Q3	2015Q4	2016Q1	2016Q2	2016Q3
Marshall Islands	867	48.1	0.7	28.0	0.6	0.6	4.6	14.9	....	14.9	....	0.0	....
Micronesia	868	0.0	0.0	0.0	0.0	0.0	0.0	....	....	....	....	....	....
Mongolia	948	4.0	1.2	1.2	0.7	1.4	1.3	0.3	0.3	0.1	0.0	0.0	0.0
Myanmar	518	9.3	2.8	3.8	1.3	1.1	1.9	4.1	1.5	0.7	3.2	1.3	10.7
Nauru	836	0.0	....	0.0	....	....	0.0	0.0	....	....	....	....	....
Nepal	558	2.5	0.6	0.7	0.6	0.9	0.7	2.9	0.9	1.0	0.5	0.7	1.0
Palau	565	0.0	0.0	....	0.0	....	0.0	0.0	0.0	0.0	....	0.0	....
Papua New Guinea	853	9.8	2.3	3.2	2.3	2.4	1.4	0.9	0.2	0.2	0.1	0.3	0.0
Philippines	566	125.0	34.6	30.8	28.4	34.1	38.8	44.8	9.4	10.5	12.5	12.2	11.5
Samoa	862	0.0	0.0	0.0	0.0	0.0	0.0	0.0	0.0	0.0	....	....	....
Solomon Islands	813	0.4	0.0	0.3	0.0	0.0	0.0	0.0	0.0	....	....	....	....
Sri Lanka	524	33.5	8.8	8.9	9.2	7.8	11.8	24.8	7.3	5.7	6.5	6.4	6.0
Thailand	578	236.7	55.2	53.9	52.1	72.4	81.0	374.2	101.3	95.7	86.2	85.2	93.4
Timor-Leste	537	0.2	0.0	0.0	0.0	0.2	0.2	0.0	0.0	....	....	....	0.0
Tonga	866	0.2	0.0	0.1	0.1	....	0.0	....	....	....	....	....	....
Tuvalu	869	0.1	0.0	....	....	....	....	0.0	0.0	....	....	....	....
Vanuatu	846	0.2	0.1	0.0	0.0	....	0.0	....	....	....	....	....	....
Vietnam	582	368.6	130.6	102.7	79.7	110.2	121.7	301.1	70.8	66.5	79.7	67.3	67.2
Asia n.s.	598	0.7	0.2	0.2	0.3	0.3	0.9	0.0	0.0	0.0	0.0	0.0	0.0
<b>Europe</b>	170	<b>6,454.7</b>	<b>1,639.2</b>	<b>1,574.7</b>	<b>1,613.6</b>	<b>1,743.9</b>	<b>1,714.1</b>	<b>6,730.0</b>	<b>1,606.3</b>	<b>1,775.3</b>	<b>1,744.2</b>	<b>1,975.1</b>	<b>1,811.9</b>
<b>Emerg. &amp; Dev. Europe</b>	903	<b>5,254.3</b>	<b>1,335.5</b>	<b>1,272.7</b>	<b>1,358.6</b>	<b>1,393.2</b>	<b>1,402.6</b>	<b>5,113.1</b>	<b>1,232.8</b>	<b>1,349.5</b>	<b>1,386.4</b>	<b>1,552.0</b>	<b>1,432.1</b>
Albania	914	6.7	1.8	1.8	1.4	2.2	1.6	0.7	0.1	0.2	0.2	0.5	0.2
Bosnia and Herzegovina	963	16.1	3.7	3.9	3.7	3.8	4.4	5.8	1.1	1.7	1.8	1.9	3.0
Bulgaria	918	116.1	26.8	31.0	28.8	32.0	30.0	120.3	30.1	35.3	30.3	32.7	34.6
Croatia	960	100.2	35.7	17.1	24.5	24.0	38.0	30.6	6.5	7.9	6.1	9.4	7.2
Faroe Islands	816	432.8	101.2	116.1	116.9	118.3	134.2	223.8	51.4	65.7	70.5	71.8	60.3
Gibraltar	823	26.1	0.8	0.6	1.1	0.8	1.0	0.1	0.0	0.0	0.1	0.1	0.0
Hungary	944	589.9	145.2	148.1	172.7	159.9	153.9	627.6	155.6	158.1	169.4	186.8	193.8
Kosovo	967	6.3	1.4	1.7	0.8	1.8	2.1	0.2	0.1	0.1	0.2	0.0	0.0
Macedonia, FYR	962	12.5	3.4	3.0	3.6	3.6	2.9	7.3	1.6	1.6	1.3	1.0	1.5
Montenegro	943	3.3	0.4	2.1	0.8	0.8	1.7	0.0	0.0	0.0	0.1	0.0	0.0
Poland	964	2,768.8	715.7	655.7	647.2	695.5	691.3	2,900.1	691.7	751.4	769.7	843.3	825.2
Romania	968	276.4	76.3	75.3	63.4	65.2	72.9	225.0	54.5	66.2	64.2	170.2	63.2
Serbia, Republic of	942	124.6	38.9	31.3	36.0	33.0	37.5	65.1	21.4	21.0	10.9	12.6	13.2
Turkey	186	774.4	184.3	185.1	257.7	252.1	230.9	906.5	218.7	240.4	261.7	221.6	230.0
<b>CIS</b>	901	<b>1,199.5</b>	<b>303.4</b>	<b>301.7</b>	<b>254.7</b>	<b>350.5</b>	<b>311.2</b>	<b>1,616.9</b>	<b>373.5</b>	<b>425.8</b>	<b>357.8</b>	<b>423.1</b>	<b>379.8</b>
Armenia	911	7.3	1.2	2.4	1.4	1.8	1.1	0.1	0.0	0.1	0.0	0.0	0.1
Azerbaijan, Rep. of	912	31.0	7.9	9.7	4.1	10.4	3.5	0.6	0.0	0.1	0.1	1.9	0.3
Belarus	913	47.5	9.9	16.5	13.4	10.7	12.5	38.1	2.5	2.2	2.2	1.7	5.3
Georgia	915	10.3	3.1	2.1	2.1	3.1	10.0	0.6	0.0	0.4	0.4	0.3	0.1
Kazakhstan	916	39.2	7.6	9.8	8.1	7.4	7.1	31.3	7.5	5.3	10.9	11.1	3.8
Kyrgyz Republic	917	7.8	4.9	0.3	0.3	0.3	0.2	0.1	0.0	0.0	0.0	0.0	0.0
Moldova	921	12.6	3.7	2.5	2.4	2.2	2.6	3.2	0.7	1.3	0.3	0.5	0.3
Russian Federation	922	825.4	207.8	194.3	163.4	236.3	208.3	1,442.6	336.7	388.1	316.8	377.9	336.9
Tajikistan	923	0.9	0.2	0.3	0.2	0.2	0.1	0.0	0.0	....	0.0	0.0	0.0
Turkmenistan	925	9.3	2.2	1.4	0.6	2.2	0.8	0.0	....	0.0	0.0	0.0	....
Ukraine	926	175.3	47.8	52.2	57.1	72.6	62.2	100.2	26.0	28.3	27.0	29.6	32.9
Uzbekistan	927	32.8	7.1	10.2	1.6	3.3	2.8	0.1	0.0	0.0	0.0	0.0	0.0
Europe n.s.	884	0.9	0.3	0.2	0.3	0.2	0.2	0.0	0.0	0.0	0.0	0.0	0.0
<b>Mid East, N Africa, Pak</b>	440	<b>2,814.8</b>	<b>632.1</b>	<b>701.7</b>	<b>786.2</b>	<b>720.2</b>	<b>709.5</b>	<b>570.7</b>	<b>165.8</b>	<b>143.3</b>	<b>114.8</b>	<b>73.3</b>	<b>119.9</b>
Afghanistan, I.R. of	512	12.3	2.0	3.0	1.9	1.4	1.2	0.3	0.1	0.1	0.1	0.0	0.0
Algeria	612	104.9	32.4	23.6	21.9	52.3	50.9	0.2	0.0	0.1	0.0	0.1	0.1
Bahrain, Kingdom of	419	27.2	6.6	5.3	8.0	10.8	10.6	2.1	0.1	0.5	0.4	0.7	0.3
Djibouti	611	6.7	2.0	1.7	2.2	2.4	1.6	0.1	0.0	0.0	0.0	0.1	0.0
Egypt	469	306.1	65.2	92.8	72.7	73.5	90.1	20.2	3.9	4.1	3.9	4.6	2.7
Iran, I.R. of	429	182.4	49.0	55.5	71.1	69.1	73.6	6.3	1.1	2.5	6.4	1.1	1.6
Iraq	433	65.5	9.0	24.8	17.7	9.2	10.1	0.1	0.0	0.0	0.1	0.1	0.0
Jordan	439	77.5	16.9	19.1	18.4	18.5	13.2	2.7	0.1	1.4	0.4	0.7	1.3
Kuwait	443	78.6	18.6	20.0	29.3	21.1	19.5	29.0	0.1	28.8	0.1	0.1	0.1
Lebanon	446	136.4	38.7	26.8	33.4	27.9	34.2	4.2	0.9	1.5	1.0	0.5	0.7

# Denmark (128)

In Millions of U.S. Dollars

		Exports (FOB)						Imports (CIF)					
		2015	2015Q3	2015Q4	2016Q1	2016Q2	2016Q3	2015	2015Q3	2015Q4	2016Q1	2016Q2	2016Q3
Libya	672	52.3	6.8	14.3	8.9	10.7	7.8	0.0	0.0	0.0	0.0	0.0	0.0
Mauritania	682	1.7	0.7	0.6	1.2	0.6	0.5	17.2	0.0	10.3	3.5	7.1	10.5
Morocco	686	62.0	14.9	17.3	15.3	25.2	20.8	16.1	4.7	2.4	5.8	1.9	5.5
Oman	449	122.2	25.1	34.3	32.6	30.1	31.4	5.9	1.5	1.4	5.9	1.9	1.3
Pakistan	564	73.9	17.2	21.3	20.9	33.6	37.1	102.5	28.9	24.8	33.9	32.8	34.9
Qatar	453	121.0	35.7	25.0	23.3	21.2	21.7	173.2	80.6	41.7	41.1	13.6	28.8
Saudi Arabia	456	780.8	154.2	162.9	247.9	173.1	152.2	146.9	34.0	12.4	1.4	0.8	2.4
Somalia	726	2.7	0.8	1.4	0.4	0.9	0.5	....	....	....	....	....	....
Sudan	732	14.8	3.8	2.7	2.6	3.3	3.7	0.1	0.0	0.0	0.0	0.0	0.0
Syrian Arab Republic	463	13.8	5.7	3.0	1.4	2.4	1.5	0.2	0.0	0.0	0.1	0.1	0.0
Tunisia	744	27.8	6.4	5.7	8.1	8.5	5.0	8.1	1.9	2.0	3.1	0.7	1.8
United Arab Emirates	466	487.2	108.2	123.0	127.6	112.6	114.1	34.6	7.8	9.2	7.6	6.3	27.6
West Bank and Gaza	487	4.5	0.4	1.1	2.2	1.5	0.5	0.0	0.0	0.0	0.0	0.0	....
Yemen, Republic of	474	52.6	11.7	16.3	17.3	10.2	8.0	0.7	0.2	....	....	....	....
<b>Sub-Saharan Africa</b>	<b>603</b>	<b>933.6</b>	<b>374.6</b>	<b>174.8</b>	<b>164.0</b>	<b>154.8</b>	<b>178.3</b>	<b>601.3</b>	<b>163.5</b>	<b>140.7</b>	<b>115.3</b>	<b>52.5</b>	<b>88.1</b>
Angola	614	10.4	2.5	1.4	3.3	2.4	1.9	32.9	0.4	0.3	15.8	0.0	22.8
Benin	638	2.3	0.5	0.6	0.6	0.3	0.5	18.0	0.0	8.5	10.4	0.0	3.3
Botswana	616	0.3	0.1	0.0	0.1	0.0	0.2	0.0	0.0	0.0	....	0.0	0.0
Burkina Faso	748	3.6	0.7	0.8	1.0	0.8	1.2	0.0	0.0	0.0	0.0	0.0	0.0
Burundi	618	1.9	0.3	0.5	0.5	0.2	0.4	0.0	0.0	0.0	0.0	....	0.0
Cabo Verde	624	2.2	0.9	0.1	0.4	0.5	0.7	0.1	0.0	0.1	0.0	0.0	0.0
Cameroon	622	7.7	1.4	1.3	1.1	1.4	1.2	1.7	0.3	0.5	0.6	0.4	0.1
Central African Rep.	626	4.4	1.9	1.4	0.7	0.4	1.1	0.0	0.0	0.0	....	0.0	0.1
Chad	628	1.5	0.3	0.3	1.1	0.6	0.7	0.0	0.0	0.0	0.0	0.0	0.0
Comoros	632	0.2	0.1	0.1	0.0	0.0	0.0	....	....	....	....	....	....
Congo, Dem. Rep. of	636	7.2	1.2	3.0	0.9	0.8	0.7	0.1	0.0	0.0	0.2	0.3	....
Congo, Republic of	634	20.1	8.0	4.8	2.8	2.2	3.3	1.4	0.3	0.4	0.5	2.4	1.9
Côte d'Ivoire	662	9.2	2.6	2.4	1.9	1.5	1.5	14.5	0.2	10.7	7.1	0.2	0.3
Equatorial Guinea	642	4.5	1.1	0.6	0.4	0.8	1.2	0.0	....	....	....	0.0	0.0
Eritrea	643	2.1	0.7	0.4	0.3	0.1	1.4	0.0	0.0	0.0	0.0	0.0	0.0
Ethiopia	644	22.6	8.1	3.4	6.3	5.7	4.6	1.4	0.2	0.4	0.2	0.2	0.4
Gabon	646	6.7	2.3	2.4	1.5	0.9	0.7	0.4	0.3	0.1	0.0	0.1	0.2
Gambia, The	648	3.5	0.5	0.9	0.5	0.6	0.9	0.0	....	0.0	....	0.0	0.1
Ghana	652	32.9	7.8	10.5	8.6	7.6	10.0	50.3	15.6	3.9	0.2	12.6	20.0
Guinea	656	11.6	3.4	2.0	2.1	3.5	2.6	0.0	0.0	0.0	0.0	0.0	0.0
Guinea-Bissau	654	0.6	0.2	0.1	0.2	0.2	0.2	0.0	....	0.0	....	0.0	....
Kenya	664	33.3	11.8	8.8	6.5	8.3	6.8	3.3	0.6	0.8	0.7	1.1	0.6
Lesotho	666	0.1	0.1	0.0	0.0	0.1	0.0	0.0	....	....	....	....	....
Liberia	668	84.7	79.7	1.0	1.1	0.9	1.2	0.3	0.2	0.0	0.0	0.0	0.0
Madagascar	674	2.5	0.8	1.2	0.4	0.9	0.5	1.3	0.3	0.4	0.2	0.2	0.2
Malawi	676	4.3	1.3	1.1	0.8	0.6	0.8	4.3	0.0	0.3	3.6	0.4	0.0
Mali	678	5.8	0.9	2.0	2.8	0.8	2.1	0.0	0.0	0.0	2.9	0.0	0.1
Mauritius	684	10.7	2.6	2.1	2.0	3.1	3.8	6.1	2.0	1.3	1.5	0.9	1.5
Mozambique	688	4.5	1.2	0.8	0.7	11.4	1.9	0.2	0.1	0.0	0.8	0.2	0.1
Namibia	728	12.1	3.3	1.0	1.0	4.2	2.0	5.8	2.2	0.3	2.0	0.2	1.9
Niger	692	2.9	0.5	1.1	1.5	0.7	0.6	0.0	0.0	0.0	0.0	0.0	0.0
Nigeria	694	156.6	55.3	32.1	20.6	17.4	19.6	347.9	109.5	92.4	48.3	0.1	0.1
Rwanda	714	2.7	0.8	0.5	0.3	0.7	0.2	0.1	0.1	0.1	0.1	0.1	0.1
São Tomé & Príncipe	716	0.3	0.1	0.1	0.0	0.1	0.1	0.1	....	....	....	0.0	0.0
Senegal	722	7.8	2.5	1.9	1.8	3.1	2.0	2.6	1.0	0.4	0.4	0.1	3.5
Seychelles	718	3.5	1.3	1.0	0.6	1.1	1.1	5.7	0.5	1.2	1.5	1.9	2.2
Sierra Leone	724	4.0	0.5	1.3	1.0	0.5	0.7	0.2	0.0	0.1	0.0	0.0	0.0
South Africa	199	383.4	157.1	61.3	81.6	61.4	90.3	91.5	27.6	16.8	13.9	27.3	26.9
South Sudan, Rep. of	733	2.9	0.3	0.3	0.5	1.4	1.2	0.0	....	....	0.0	0.0	0.0
Swaziland	734	0.4	0.1	0.0	0.1	0.0	0.0	0.4	0.1	0.1	0.1	0.1	0.1
Tanzania	738	9.5	2.7	2.4	2.7	4.3	2.6	3.6	0.5	0.9	1.1	1.6	1.2
Togo	742	17.3	1.0	8.4	0.8	0.8	1.1	0.1	0.0	0.0	0.0	0.0	0.0
Uganda	746	18.2	4.6	6.4	1.9	1.6	3.2	5.0	1.3	0.7	0.5	1.0	0.3
Zambia	754	3.9	0.4	1.2	0.7	0.3	0.6	1.4	0.0	0.0	2.5	0.9	0.0
Zimbabwe	698	6.1	1.1	1.5	0.6	0.6	1.2	0.3	0.1	0.1	0.0	0.0	0.0

# Denmark (128)

In Millions of U.S. Dollars

		Exports (FOB)						Imports (CIF)					
		2015	2015Q3	2015Q4	2016Q1	2016Q2	2016Q3	2015	2015Q3	2015Q4	2016Q1	2016Q2	2016Q3
Africa n.s.	799	0.6	....	0.0	0.0	0.1	0.0	....	....	....	....	....	....
<b>Western Hemisphere</b>	<b>205</b>	<b>2,824.5</b>	<b>733.4</b>	<b>753.4</b>	<b>622.4</b>	<b>658.8</b>	<b>673.0</b>	<b>1,800.5</b>	<b>507.8</b>	<b>448.8</b>	<b>392.2</b>	<b>446.6</b>	<b>449.2</b>
Anguilla	312	0.3	0.0	0.1	0.0	0.1	0.0	0.0	0.0	....	....	....	0.0
Antigua and Barbuda	311	2.4	0.3	0.5	0.1	0.4	0.5	0.8	0.2	0.0	0.2	0.1	0.0
Argentina	213	166.1	48.1	41.4	39.0	48.1	58.6	407.4	109.2	89.1	61.5	89.4	76.7
Aruba	314	4.6	0.4	1.8	0.6	0.4	1.8	0.0	0.0	0.0	0.5	0.0	0.0
Bahamas, The	313	28.2	4.0	6.3	1.9	3.1	4.3	0.6	0.4	0.0	0.0	0.1	0.1
Barbados	316	6.6	1.1	2.3	1.8	1.2	1.3	0.8	0.2	0.3	0.2	0.2	0.2
Belize	339	3.2	0.7	1.2	0.6	0.8	3.2	0.0	0.0	....	0.1	0.0	....
Bermuda	319	3.4	0.6	0.8	0.6	1.0	0.7	0.1	0.0	0.1	0.1	0.3	0.0
Bolivia	218	9.8	2.5	2.2	2.2	3.0	2.4	4.6	1.5	1.2	20.0	0.8	0.9
Brazil	223	738.3	220.8	181.2	118.1	134.9	153.0	390.1	86.3	92.1	70.6	73.1	72.2
Chile	228	174.9	45.8	45.9	65.4	81.3	48.8	165.9	45.6	32.4	42.7	45.5	43.6
Colombia	233	136.1	24.0	34.9	24.4	27.5	28.7	60.0	23.8	10.8	10.2	7.0	13.7
Costa Rica	238	26.2	5.1	10.7	3.4	5.7	3.8	6.4	0.9	0.8	0.3	0.7	0.7
Curacao	354	4.0	0.9	1.2	1.0	1.2	1.6	0.1	0.1	0.0	0.0	0.1	....
Dominica	321	1.1	0.3	0.2	0.4	0.1	0.0	0.0	....	0.0	0.0	....	....
Dominican Republic	243	72.8	17.4	18.4	19.0	19.6	27.1	10.4	2.4	2.5	2.3	2.7	2.9
Ecuador	248	26.4	6.2	6.3	5.0	7.4	8.9	17.2	4.6	4.2	4.4	5.8	5.5
El Salvador	253	12.1	2.6	2.3	2.1	2.6	2.9	0.1	0.0	0.1	0.0	0.1	0.1
Falkland Islands	323	0.0	0.0	0.0	0.0	0.0	0.0	0.2	0.2	....	....	....	0.1
Greenland	326	445.9	129.2	118.0	87.1	127.4	124.2	419.1	128.4	130.6	102.0	130.6	154.4
Grenada	328	1.1	0.4	0.2	0.2	0.4	0.3	0.0	....	....	0.0	0.0	0.0
Guatemala	258	12.5	6.2	2.1	2.7	2.4	2.8	2.1	0.5	1.0	0.5	0.6	0.8
Guyana	336	4.0	1.4	1.6	0.2	0.6	0.5	0.1	0.0	0.0	0.1	0.0	0.7
Haiti	263	1.2	0.4	0.4	0.7	0.4	0.9	0.0	0.0	0.0	0.0	0.0	0.0
Honduras	268	13.1	3.5	2.8	1.8	2.0	2.8	1.1	0.4	0.3	0.5	1.7	2.3
Jamaica	343	5.5	1.3	1.8	2.5	1.8	1.1	0.1	0.0	0.0	0.1	0.1	0.0
Mexico	273	525.2	123.6	170.0	172.0	130.7	114.0	143.5	33.3	33.5	39.8	36.0	28.0
Montserrat	351	0.1	0.0	0.0	0.0	....	....	0.0	0.0	....	0.0	....	....
Nicaragua	278	3.4	1.2	1.1	0.8	0.6	2.2	0.7	0.1	0.0	0.2	0.6	0.3
Panama	283	66.9	18.6	18.5	17.2	17.0	15.4	9.2	4.0	4.3	0.8	0.1	2.2
Paraguay	288	6.4	1.7	1.1	0.9	1.7	1.3	16.9	9.6	7.3	6.8	10.7	22.8
Peru	293	70.9	12.7	12.8	13.3	11.6	15.8	128.9	52.2	35.9	14.8	38.0	16.1
Sint Maarten	352	1.9	0.3	0.6	0.5	0.4	0.4	0.1	0.0	....	0.0	0.0	0.0
St. Kitts and Nevis	361	1.1	0.2	0.4	0.3	0.3	0.4	0.5	0.1	0.1	0.3	0.2	0.5
St. Lucia	362	0.6	0.1	0.3	0.0	0.1	0.2	0.2	0.0	0.1	0.1	0.0	0.0
St. Vincent & Grens.	364	2.1	0.6	0.4	0.5	0.2	0.6	0.0	0.0	0.0	....	....	0.0
Suriname	366	2.9	1.0	0.5	0.3	0.8	1.0	0.3	0.1	0.0	0.1	....	0.0
Trinidad and Tobago	369	10.1	3.2	3.0	2.6	2.3	2.6	0.4	0.1	0.1	0.0	0.1	0.0
Uruguay	298	155.2	27.6	46.6	24.7	14.4	36.7	11.9	3.3	2.0	1.4	1.8	2.0
Venezuela, Rep. Bol.	299	43.5	17.3	11.7	5.0	3.9	1.9	0.1	0.0	0.1	11.5	0.0	1.6
Western Hem. n.s.	399	34.3	2.0	1.7	3.4	1.3	0.3	0.5	0.0	0.0	0.0	0.0	0.7
<b>Other Countries n.i.e</b>	<b>910</b>	<b>20.4</b>	<b>5.0</b>	<b>5.9</b>	<b>7.2</b>	<b>5.7</b>	<b>5.7</b>	<b>0.5</b>	<b>0.0</b>	<b>0.0</b>	<b>0.1</b>	<b>0.2</b>	<b>0.1</b>
Cuba	928	20.1	4.9	5.7	7.1	5.7	3.9	0.5	0.0	0.0	0.0	0.2	0.1
Korea, Dem. People's Rep.	954	0.3	0.1	0.1	0.1	0.0	1.9	0.0	0.0	0.0	0.0	0.0	0.0
<b>Special Categories</b>	<b>899</b>	<b>519.2</b>	<b>137.5</b>	<b>125.1</b>	<b>168.0</b>	<b>163.9</b>	<b>141.3</b>	<b>....</b>	<b>....</b>	<b>....</b>	<b>....</b>	<b>....</b>	<b>....</b>
<b>Countries &amp; Areas n.s.</b>	<b>898</b>	<b>28.0</b>	<b>11.3</b>	<b>6.8</b>	<b>0.8</b>	<b>1.4</b>	<b>1.6</b>	<b>28.2</b>	<b>10.2</b>	<b>4.7</b>	<b>2.0</b>	<b>6.2</b>	<b>6.6</b>
<b>Memorandum Items</b>													
Africa	605	1,151.2	435.2	227.5	215.0	246.5	260.0	643.2	170.1	155.5	127.7	62.5	106.1
Middle East	405	2,508.1	552.0	624.4	711.8	592.1	588.3	426.1	130.2	103.6	68.5	30.5	67.0
European Union	998	58,305.6	14,289.5	14,145.6	13,950.7	15,161.2	14,538.5	59,465.6	14,453.9	15,550.0	14,774.7	15,786.6	14,696.9
Export earnings: fuel	080	3,410.3	806.4	821.4	851.3	847.9	793.2	2,338.4	610.1	599.6	501.7	432.1	450.1
Export earnings: nonfuel	092	92,047.0	22,761.9	22,363.6	21,870.5	23,865.7	23,082.8	83,284.4	20,408.2	21,001.1	20,110.7	21,242.9	20,691.9

# Djibouti (611)

In Millions of U.S. Dollars

		Exports (FOB)						Imports (CIF)					
		2015	2015Q3	2015Q4	2016Q1	2016Q2	2016Q3	2015	2015Q3	2015Q4	2016Q1	2016Q2	2016Q3
IFS World		131.8	....	....	....	....	....	890.1	....	....	....	....	....
World	001	352.6	59.6	70.6	60.5	99.2	85.3	1,459.7	400.9	402.4	368.8	403.7	380.1
Advanced Economies	110	29.8	4.7	5.1	3.6	8.9	8.0	416.2	109.4	104.8	110.9	99.0	89.0
Euro Area	163	9.9	3.2	1.5	1.6	2.6	2.6	322.8	82.4	83.5	84.9	77.4	70.7
Austria	122	....	....	....	0.0 e	....	....	1.4 e	0.6 e	0.5 e	0.1 e	0.4 e	0.2 e
Belgium	124	1.8	0.3 r	0.4 r	0.1 r	0.2 r	0.1 r	20.8	7.2 r	3.9 r	2.6 r	3.7 r	2.9 r
Cyprus	423	0.2 e	0.1 e	0.1 e	....	....	....	0.0	0.0 r	0.0 r	0.0 r	0.0 r	....
Estonia	939	....	....	....	....	....	....	0.1 e	....	0.1 e	....	....	....
Finland	172	2.5 e	0.9 e	....	0.0 e	0.0 e	....	0.0	0.0 r	0.0 r	0.0 r	0.0 r	0.0 r
France	132	3.4	1.7 r	0.6 r	0.6 r	1.8 r	1.9 r	249.2	63.7 r	64.4 r	61.7 r	61.5 r	58.3 r
Germany	134	0.0	0.0 r	0.0 r	0.1 r	0.1 r	0.2 r	2.8	0.7 r	0.8 r	1.1 r	0.7 r	0.9 r
Greece	174	0.2 e	0.1 e	0.1 e	0.0 e	0.0 e	....	0.7	0.1 r	0.5 r	0.2 r	0.2 r	1.1 r
Ireland	178	....	....	....	....	....	0.1 e	0.0	....	0.0 r	0.0 r	0.0 r	....
Italy	136	0.0	0.0 r	0.0 r	0.0 r	0.0 r	0.0 r	32.8	5.5 r	9.0 r	10.3 r	3.1 r	5.3 r
Latvia	941	....	....	....	....	....	....	0.2	0.0 r	0.0 r	4.3 r	0.0 r	0.1 r
Lithuania	946	....	....	....	....	....	....	0.0	0.0 r	0.0 r	0.0 r	0.0 r	0.1 r
Luxembourg	137	....	....	....	....	0.0 e	....	0.2 e	0.0 e	0.1 e	....	0.0 e	0.0 e
Malta	181	0.0 e	....	....	....	0.0 e	0.1 e	2.2	0.5 r	0.3 r	1.0 r	0.9 r	0.1 r
Netherlands	138	0.2	0.0 r	0.1 r	0.1 r	0.0 r	0.1 r	3.1	0.8 r	0.8 r	1.0 r	1.0 r	0.8 r
Portugal	182	0.4	0.0 r	0.0 r	0.3 r	0.0 r	0.2 r	0.3	0.0 r	0.1 r	0.0 r	3.3 r	0.0 r
Slovak Republic	936	....	....	....	....	....	....	0.4 e	....	0.0 e	....	0.1 e	0.1 e
Slovenia	961	....	....	....	....	....	....	7.6	3.0 r	2.6 r	2.3 r	2.2 r	0.6 r
Spain	184	1.2	0.0 r	0.2 r	0.5 r	0.3 r	0.0 r	0.9	0.2 r	0.3 r	0.3 r	0.2 r	0.4 r
Australia	193	0.8 e	0.6 e	0.1 e	0.0 e	0.0 e	0.4 e	0.1	0.0 r	0.0 r	0.0 r	0.0 r	0.0 r
Canada	156	0.0	0.0 r	0.0 r	0.0 r	0.0 r	0.0 r	1.1	0.1 r	0.3 r	0.6 r	0.3 r	0.2 r
China,P.R.: Hong Kong	532	0.7 e	0.0 e	0.2 e	0.0 e	0.0 e	0.4 e	0.1	0.0 r	0.0 r	0.0 r	0.0 r	0.1 r
China,P.R.: Macao	546	....	....	....	....	....	....	0.9 e	....	0.9 e	....	....	0.4 e
Czech Republic	935	0.2 e	0.1 e	0.1 e	0.1 e	0.2 e	0.2 e	0.8 e	0.0 e	0.0 e	0.0 e	0.1 e	0.2 e
Denmark	128	0.0	0.0 r	0.0 r	0.0 r	0.0 r	0.0 r	2.2	0.7 r	0.6 r	0.7 r	0.8 r	0.5 r
Iceland	176	0.0 e	....	....	....	....	....	....	....	....	....	....	....
Israel	436	0.0	0.0 r	0.0 r	0.0 r	0.0 r	0.0 r	0.3	0.1 r	0.1 r	0.1 r	0.1 r	0.1 r
Japan	158	0.2	0.0 r	0.0 r	0.1 r	0.0 r	....	18.7	5.4 r	6.4 r	3.0 r	4.0 r	2.3 r
Korea, Republic of	542	0.1 e	0.0 e	0.1 e	0.1 e	0.3 e	0.1 e	4.0	1.0 r	0.8 r	1.5 r	1.2 r	1.9 r
New Zealand	196	0.3 e	0.1 e	....	....	0.2 e	0.4 e	0.2	0.0 r	0.0 r	0.0 r	0.0 r	0.1 r
Norway	142	0.0	0.0 r	0.0 r	0.0 r	0.0 r	0.0 r	0.0	0.0 r	0.0 r	0.0 r	0.0 r	0.0 r
Singapore	576	0.6 e	0.0 e	0.5 e	0.3 e	0.2 e	0.1 e	10.3	1.4 r	4.8 r	4.3 r	1.8 r	1.0 r
Sweden	144	0.0	0.0 r	0.0 r	0.0 r	0.0 r	0.0 r	1.1	0.3 r	0.1 r	0.7 r	0.3 r	0.2 r
Switzerland	146	0.0 e	0.0 e	....	....	....	....	0.0	0.0 r	0.0 r	0.0 r	0.0 r	0.0 r
Taiwan Prov.of China	528	0.0 e	0.0 e	....	....	....	0.1 e	26.4 e	11.3 e	2.0 e	8.6 e	6.3 e	4.8 e
United Kingdom	112	0.0	0.0 r	0.0 r	0.0 r	0.0 r	0.0 r	7.3	2.5 r	2.1 r	1.8 r	1.1 r	1.4 r
United States	111	16.8	0.6 r	2.5 r	1.4 r	5.2 r	3.8 r	19.9	4.2 r	3.2 r	4.5 r	5.5 r	4.9 r
Emerg. & Dev. Economies	200	322.8	54.9	65.5	56.9	90.3	77.4	1,033.9	288.8	294.8	255.7	301.9	288.5
Emerg. & Dev. Asia	505	0.8	0.2	0.1	0.4	0.4	0.4	168.9	48.5	49.2	37.9	53.1	52.4
Bangladesh	513	....	....	....	....	....	....	2.0	0.4 r	0.5 r	0.3 r	0.4 r	0.4 r
Cambodia	522	0.0 e	0.0 e	0.0 e	0.0 e	0.0 e	0.0 e	....	....	....	....	....	....
China,P.R.: Mainland	924	0.1	0.0 r	0.0 r	0.0 r	0.0 r	0.0 r	139.2	39.0 r	43.6 r	30.9 r	43.7 r	41.8 r
F.T. New Caledonia	839	0.0	0.0 r	0.0 r	0.0 r	0.0 r	0.0 r	0.0 e	0.0 e	0.0 e	0.0 e	0.0 e	0.0 e
India	534	0.3	0.1 r	0.0 r	0.0 r	0.1 r	0.2 r	16.9	5.7 r	3.1 r	4.0 r	5.8 r	7.2 r
Indonesia	536	....	....	....	0.1 e	....	....	5.4	1.5 r	0.9 r	1.2 r	1.8 r	1.6 r
Malaysia	548	0.0	....	0.0 r	....	0.1 r	....	1.4	0.4 r	0.3 r	0.4 r	0.5 r	0.3 r
Nepal	558	0.0 e	0.0 e	0.0 e	0.0 e	0.0 e	0.0 e	....	....	....	....	....	....
Philippines	566	0.3	0.1 r	0.1 r	0.1 r	0.1 r	0.1 r	0.1	....	0.0 r	....	....	....
Sri Lanka	524	0.1 e	0.0 e	0.0 e	0.1 e	0.2 e	0.1 e	0.1	0.0 r	0.0 r	0.0 r	0.0 r	0.0 r
Thailand	578	0.0 e	0.0 e	0.0 e	0.0 e	0.0 e	0.0 e	3.2	1.2 r	0.6 r	0.8 r	0.7 r	0.9 r
Vanuatu	846	0.0 e	0.0 e	0.0 e	0.0 e	0.0 e	0.0 e	....	....	....	....	....	....
Vietnam	582	0.0	0.0 r	0.0 r	0.0 r	0.0 r	0.0 r	0.2	0.1 r	0.1 r	0.1 r	0.1 r	0.1 r
Asia n.s.	598	....	....	....	....	....	....	0.3	0.1 r	0.1 r	0.1 r	0.1 r	0.1 r
Europe	170	0.1	0.0	0.0	0.0	0.0	0.0	59.7	20.8	20.1	29.2	11.6	18.4
Emerg. & Dev. Europe	903	0.1	0.0	0.0	0.0	0.0	0.0	39.0	13.9	9.7	24.6	11.4	17.9
Bulgaria	918	0.0 e	0.0 e	0.0 e	0.0 e	0.0 e	....	0.0	0.0 r	0.0 r	0.0 r	0.0 r	0.0 r

# Djibouti (611)

In Millions of U.S. Dollars

		Exports (FOB)						Imports (CIF)					
		2015	2015Q3	2015Q4	2016Q1	2016Q2	2016Q3	2015	2015Q3	2015Q4	2016Q1	2016Q2	2016Q3
Croatia	960	....	....	....	....	....	....	2.0	0.4 r	0.5 r	0.5 r	0.7 r	0.9 r
Faroe Islands	816	0.0 e	0.0 e	0.0 e	0.0 e	0.0 e	0.0 e	....	....	....	....	....	....
Hungary	944	....	....	....	....	....	....	1.2 e	0.4 e	0.4 e	0.5 e	0.4 e	0.3 e
Montenegro	943	....	....	....	....	....	....	0.0	0.0 r	0.0 r	0.0 r	0.0 r	0.0 r
Poland	964	....	....	....	....	0.0 e	0.0 e	1.7	0.6 r	0.4 r	0.4 r	0.3 r	0.3 r
Romania	968	0.0 e	....	....	....	0.0 e	....	19.3 e	9.3 e	4.8 e	20.0 e	7.1 e	14.3 e
Serbia, Republic of	942	....	....	....	....	....	....	0.0	0.0 r	0.0 r	0.0 r	0.0 r	0.0 r
Turkey	186	0.0	0.0 r	0.0 r	0.0 r	0.0 r	0.0 r	14.8	3.3 r	3.6 r	3.2 r	3.0 r	2.1 r
<b>CIS</b>	<b>901</b>	<b>0.0</b>	<b>0.0</b>	<b>0.0</b>	<b>0.0</b>	<b>0.0</b>	<b>0.0</b>	<b>20.7</b>	<b>6.9</b>	<b>10.4</b>	<b>4.7</b>	<b>0.3</b>	<b>0.5</b>
Belarus	913	....	....	....	....	....	....	0.0 e	....	....	....	....	....
Georgia	915	....	....	....	....	....	....	0.0	0.0 r	0.0 r	0.0 r	0.0 r	0.0 r
Kazakhstan	916	0.0 e	0.0 e	0.0 e	0.0 e	0.0 e	0.0 e	....	....	....	....	....	....
Russian Federation	922	....	....	....	0.0 e	....	....	0.2	0.1 r	0.2 r	0.2 r	0.0 r	0.0 r
Tajikistan	923	....	....	....	....	....	....	0.6 e	0.2 e	0.1 e	0.1 e	0.2 e	0.1 e
Ukraine	926	0.0	0.0 r	0.0 r	0.0 r	0.0 r	0.0 r	19.9	6.7 r	10.1 r	4.4 r	0.1 r	0.3 r
<b>Mid East, N Africa, Pak</b>	<b>440</b>	<b>127.3</b>	<b>16.7</b>	<b>21.5</b>	<b>17.4</b>	<b>37.5</b>	<b>30.2</b>	<b>670.0</b>	<b>181.7</b>	<b>189.7</b>	<b>157.9</b>	<b>198.0</b>	<b>182.1</b>
Algeria	612	0.0 e	0.0 e	0.0 e	0.0 e	0.0 e	0.0 e	0.0 e	0.0 e	0.0 e	0.0 e	0.0 e	0.0 e
Bahrain, Kingdom of	419	0.2 e	0.0 e	0.0 e	0.0 e	0.0 e	0.0 e	0.7	0.2 r	0.2 r	0.2 r	0.2 r	0.2 r
Egypt	469	6.0 e	2.7 e	1.5 e	0.0 e	0.0 e	0.0 e	26.4	5.2 r	6.7 r	6.8 r	8.3 r	7.7 r
Iran, I.R. of	429	0.0 e	0.0 e	0.0 e	0.0 e	0.0 e	0.0 e	4.2	1.2 r	1.2 r	1.0 r	1.3 r	1.2 r
Iraq	433	0.1	0.0 r	0.0 r	0.0 r	0.0 r	0.0 r	0.9	0.3 r	0.3 r	0.2 r	0.3 r	0.3 r
Jordan	439	0.0	0.0 r	0.0 r	0.0 r	0.1 r	0.1 r	0.4	0.0 r	0.4 r	0.1 r	0.1 r	0.1 r
Kuwait	443	0.8 e	0.1 e	0.1 e	0.1 e	0.2 e	0.2 e	7.2	2.0 r	2.1 r	1.7 r	2.2 r	2.0 r
Lebanon	446	0.3	0.1 r	0.0 r	0.0 r	0.0 r	0.0 r	3.9	0.7 r	0.8 r	0.4 r	0.5 r	0.5 r
Libya	672	0.0	0.0 r	0.0 r	0.0 r	0.0 r	0.0 r	....	....	....	....	....	....
Mauritania	682	1.1 e	0.3 e	0.3 e	0.3 e	0.3 e	0.2 e	1.6	0.5 r	0.5 r	0.4 r	0.5 r	0.5 r
Morocco	686	0.0 e	....	0.0 e	....	....	....	0.0	0.0 r	0.0 r	0.0 r	0.0 r	0.0 r
Oman	449	2.7 e	0.7 e	0.7 e	0.5 e	0.5 e	0.6 e	18.0	5.0 r	5.2 r	4.2 r	5.4 r	5.0 r
Pakistan	564	0.7 e	0.2 e	0.2 e	0.2 e	0.2 e	0.2 e	43.8 e	10.5 e	10.6 e	10.7 e	10.4 e	9.3 e
Qatar	453	31.1	3.4 r	5.0 r	4.4 r	9.7 r	7.8 r	1.2 e	0.3 e	0.3 e	0.2 e	0.2 e	0.2 e
Saudi Arabia	456	3.9	0.4 r	0.6 r	0.5 r	1.2 r	1.0 r	117.6	32.6 r	33.8 r	27.6 r	35.3 r	32.5 r
Somalia	726	58.7	6.4 r	9.5 r	8.2 r	18.3 r	14.7 r	10.8	3.0 r	3.1 r	2.5 r	3.2 r	3.0 r
Sudan	732	....	....	....	....	....	....	0.1 e	....	0.1 e	....	....	....
Syrian Arab Republic	463	....	....	....	....	....	....	1.6	0.5 r	0.5 r	0.4 r	0.5 r	0.4 r
Tunisia	744	0.0	0.0 r	0.0 r	0.0 r	0.0 r	0.0 r	0.5	0.1 r	0.1 r	0.1 r	0.1 r	0.1 r
United Arab Emirates	466	4.9	0.5 r	0.8 r	0.7 r	1.5 r	1.2 r	363.6	100.9 r	104.6 r	85.5 r	109.2 r	100.5 r
Yemen, Republic of	474	16.7	1.8 r	2.7 r	2.4 r	5.2 r	4.2 r	67.5	18.7 r	19.4 r	15.9 r	20.3 r	18.7 r
<b>Sub-Saharan Africa</b>	<b>603</b>	<b>162.3</b>	<b>29.9</b>	<b>35.8</b>	<b>31.0</b>	<b>44.3</b>	<b>38.6</b>	<b>122.9</b>	<b>35.1</b>	<b>33.1</b>	<b>28.3</b>	<b>36.5</b>	<b>32.6</b>
Angola	614	0.1 e	0.0 e	0.0 e	0.0 e	0.0 e	0.0 e	....	....	....	....	....	....
Benin	638	0.0	0.0 r	0.0 r	0.0 r	0.0 r	0.0 r	0.0 e	0.0 e	0.0 e	0.0 e	0.0 e	0.0 e
Botswana	616	0.0 e	0.0 e	0.0 e	0.0 e	0.0 e	0.0 e	0.2 e	0.0 e	0.0 e	0.1 e	0.1 e	0.1 e
Burkina Faso	748	0.0 e	0.0 e	0.0 e	0.0 e	0.0 e	0.0 e	0.0 e	0.0 e	0.0 e	0.0 e	0.0 e	0.0 e
Burundi	618	0.0 e	0.0 e	0.0 e	0.0 e	0.0 e	0.0 e	....	....	....	....	....	....
Cameroon	622	0.0	0.0 r	0.0 r	0.0 r	0.0 r	0.0 r	0.1 e	0.0 e	0.0 e	0.0 e	0.0 e	0.0 e
Central African Rep.	626	0.0	0.0 r	0.0 r	0.0 r	0.0 r	0.0 r	....	....	....	....	....	....
Comoros	632	0.0 e	0.0 e	0.0 e	0.0 e	0.0 e	0.0 e	0.0 e	0.0 e	0.0 e	0.0 e	0.0 e	0.0 e
Congo, Republic of	634	0.0	0.0 r	0.0 r	0.0 r	0.0 r	0.0 r	0.0 e	0.0 e	0.0 e	0.0 e	0.0 e	0.0 e
Côte d'Ivoire	662	0.0	0.0 r	0.0 r	0.0 r	0.0 r	0.0 r	0.2 e	0.1 e	0.1 e	0.1 e	0.1 e	0.1 e
Eritrea	643	14.6 e	2.5 e	5.3 e	1.9 e	3.3 e	2.0 e	2.4 e	0.7 e	0.3 e	0.6 e	0.6 e	0.3 e
Ethiopia	644	135.4	25.9 r	28.8 r	27.6 r	37.4 r	33.8 r	98.7	27.4 r	28.4 r	23.2 r	29.6 r	27.3 r
Gabon	646	0.0	0.0 r	0.0 r	0.0 r	0.0 r	0.0 r	0.0	0.0 r	0.0 r	0.0 r	0.0 r	0.0 r
Ghana	652	0.2 e	0.0 e	0.0 e	0.0 e	0.0 e	0.0 e	0.2	0.0 r	0.0 r	0.0 r	0.1 r	0.0 r
Guinea	656	....	....	....	....	....	....	0.0 e	0.0 e	0.0 e	0.0 e	0.0 e	0.0 e
Kenya	664	9.7	1.1 r	1.6 r	1.4 r	3.0 r	2.4 r	5.5	1.5 r	1.6 r	1.3 r	1.6 r	1.5 r
Madagascar	674	0.0	0.0 r	0.0 r	0.0 r	0.0 r	0.0 r	0.2	0.1 r	0.1 r	0.0 r	0.1 r	0.1 r
Malawi	676	0.0	0.0 r	0.0 r	0.0 r	0.0 r	0.0 r	....	....	....	....	....	....
Mali	678	....	....	....	....	....	....	0.0	0.0 r	0.0 r	0.0 r	0.0 r	0.0 r
Mauritius	684	0.0 e	0.0 e	....	....	....	....	0.1 e	0.0 e	0.0 e	0.0 e	0.0 e	0.0 e
Namibia	728	0.0 e	0.0 e	0.0 e	0.0 e	0.0 e	0.0 e	0.0 e	0.0 e	0.0 e	0.0 e	0.0 e	0.0 e
Niger	692	0.0 e	0.0 e	0.0 e	0.0 e	0.0 e	0.0 e	....	....	....	....	....	....

# Djibouti (611)

In Millions of U.S. Dollars

		Exports (FOB)						Imports (CIF)					
		2015	2015Q3	2015Q4	2016Q1	2016Q2	2016Q3	2015	2015Q3	2015Q4	2016Q1	2016Q2	2016Q3
Nigeria	694	0.1 e	0.0 e	0.0 e	0.0 e	0.0 e	0.0 e	....	....	....	....	....	....
Senegal	722	0.0	....	....	....	....	....	0.0 e	....	0.0 e	....	....	....
South Africa	199	2.0	0.4 r	0.0 r	0.0 r	0.4 r	0.2 r	6.5	3.2 r	0.7 r	1.1 r	2.3 r	1.3 r
Tanzania	738	0.0	0.0 r	0.0 r	0.0 r	0.0 r	0.0 r	8.2 e	1.9 e	1.7 e	1.8 e	1.9 e	1.9 e
Uganda	746	0.0	0.0 r	0.0 r	0.0 r	0.0 r	0.0 r	0.0	0.0 r	0.0 r	0.0 r	....	0.0 r
Zambia	754	0.0	0.0 r	0.0 r	0.0 r	0.0 r	0.0 r	....	....	....	....	....	....
Africa n.s.	799	....	....	....	....	....	....	0.4	0.1 r	0.1 r	0.1 r	0.1 r	0.1 r
<b>Western Hemisphere</b>	<b>205</b>	<b>32.4</b>	<b>8.1</b>	<b>8.1</b>	<b>8.1</b>	<b>8.1</b>	<b>8.1</b>	<b>12.3</b>	<b>2.7</b>	<b>2.7</b>	<b>2.3</b>	<b>2.6</b>	<b>2.9</b>
Anguilla	312	0.0 e	0.0 e	0.0 e	0.0 e	0.0 e	0.0 e	....	....	....	....	....	....
Argentina	213	0.0 e	0.0 e	0.0 e	0.0 e	0.0 e	0.0 e	0.0	0.0 r	0.0 r	0.0 r	0.0 r	0.0 r
Bolivia	218	0.0 e	0.0 e	0.0 e	0.0 e	....	....	....	....	....	....	....	....
Brazil	223	31.5	7.9 r	7.9 r	7.9 r	7.9 r	7.9 r	0.8	0.2 r	0.1 r	0.1 r	0.3 r	0.3 r
Chile	228	....	....	....	....	....	....	0.0	0.0 r	0.0 r	0.0 r	0.0 r	0.0 r
Colombia	233	0.0 e	0.0 e	....	....	....	....	0.2 e	0.1 e	0.1 e	....	....	....
Costa Rica	238	....	....	....	....	....	....	0.0	0.0 r	0.0 r	0.0 r	0.0 r	0.0 r
Dominican Republic	243	0.0 e	0.0 e	0.0 e	0.0 e	0.0 e	0.0 e	....	....	....	....	....	....
Ecuador	248	....	....	....	....	....	....	0.6 e	0.0 e	....	....	....	....
Guatemala	258	0.4 e	0.1 e	0.1 e	0.1 e	0.1 e	0.1 e	0.3 e	0.1 e	0.1 e	0.1 e	0.1 e	0.1 e
Guyana	336	....	....	....	....	....	....	0.0 e	0.0 e	0.0 e	0.0 e	0.0 e	0.0 e
Mexico	273	0.3	0.1 r	0.1 r	0.1 r	0.1 r	0.1 r	0.0	0.0 r	0.0 r	0.0 r	0.0 r	0.0 r
Netherlands Antilles	353	0.0 e	0.0 e	0.0 e	0.0 e	0.0 e	0.0 e	0.0 e	0.0 e	0.0 e	0.0 e	0.0 e	0.0 e
Panama	283	....	....	....	....	....	....	0.0	0.0 r	0.0 r	0.0 r	0.0 r	0.0 r
Paraguay	288	0.1 e	0.0 e	0.0 e	0.0 e	0.0 e	0.0 e	....	....	....	....	....	....
Peru	293	0.0 e	0.0 e	0.0 e	0.0 e	0.0 e	0.0 e	10.3 e	2.3 e	2.4 e	2.0 e	2.2 e	2.6 e
Trinidad and Tobago	369	....	....	....	....	....	....	0.0	0.0 r	0.0 r	0.0 r	0.0 r	0.0 r
Uruguay	298	0.0 e	....	0.0 e	0.0 e	0.0 e	0.0 e	....	....	....	....	....	....
<b>Countries &amp; Areas n.s.</b>	<b>898</b>	<b>....</b>	<b>....</b>	<b>....</b>	<b>....</b>	<b>....</b>	<b>....</b>	<b>9.6</b>	<b>2.7 r</b>	<b>2.8 r</b>	<b>2.3 r</b>	<b>2.9 r</b>	<b>2.6 r</b>
<b>Memorandum Items</b>													
Africa	605	222.1	36.6	45.5	39.5	63.0	53.5	135.9	38.7	36.9	31.4	40.4	36.2
Middle East	405	66.8	9.8	11.6	8.7	18.6	15.1	613.2	167.6	175.3	144.1	183.7	169.2
European Union	998	10.2	3.3	1.7	1.8	2.9	2.8	358.5	96.4	92.4	109.4	88.1	89.0
Export earnings: fuel	080	60.7	7.1	10.0	8.7	18.5	15.0	581.9	161.4	167.3	136.7	174.3	160.5
Export earnings: nonfuel	092	291.9	52.5	60.6	51.8	80.6	70.3	877.8	239.5	235.1	232.0	229.4	219.5

# Dominica (321)

In Millions of U.S. Dollars

		Exports (FOB)						Imports (CIF)					
		2015	2015Q3	2015Q4	2016Q1	2016Q2	2016Q3	2015	2015Q3	2015Q4	2016Q1	2016Q2	2016Q3
IFS World		30.2	5.9	6.2	....	....	....	217.8	56.3	56.5	....	....	....
World	001	45.6	10.1	10.4	16.1	11.4	11.5	208.3	54.9	50.6	47.8	60.4	52.9
Advanced Economies	110	3.7	0.9	0.8	0.9	0.9	1.3	97.4	25.7	21.8	19.2	32.7	23.9
Euro Area	163	1.7	0.4	0.3	0.3	0.2	0.3	9.8	2.9	2.6	2.3	15.6	2.8
Austria	122	0.0 e	....	0.0 e	....	....	....	0.3	0.0 r	0.0 r	0.3 r	0.1 r	0.0 r
Belgium	124	....	....	....	....	....	0.0 r	0.2	0.0 r	0.1 r	0.1 r	0.1 r	0.0 r
Cyprus	423	....	....	....	....	....	....	0.0	0.0 r	0.0 r	....	0.0 r	0.0 r
Estonia	939	0.0 e	....	....	....	....	....	0.0	0.0 r	0.0 r	....	0.0 r	0.0 r
Finland	172	0.0 e	0.0 e	....	0.0 e	....	....	....	....	....	....	....	....
France	132	1.6	0.4 r	0.3 r	0.2 r	0.1 r	0.3 r	3.7	1.0 r	1.0 r	1.0 r	0.7 r	0.4 r
Germany	134	0.0	0.0 r	0.0 r	0.0 r	0.0 r	0.0 r	1.0	0.5 r	0.2 r	0.1 r	0.2 r	0.2 r
Greece	174	....	....	....	....	....	0.0 e	0.0	0.0 r	....	0.0 r	0.0 r	0.0 r
Ireland	178	0.0 e	0.0 e	0.0 e	0.0 e	0.0 e	....	0.6	0.5 r	....	0.0 r	....	....
Italy	136	0.1	0.0 r	0.0 r	0.0 r	0.0 r	0.0 r	1.4	0.3 r	0.7 r	0.1 r	13.9 r	1.8 r
Latvia	941	....	....	....	....	0.0 e	....	0.0	....	0.0 r	....	....	....
Lithuania	946	0.0 e	0.0 e	....	....	....	....	....	....	....	....	....	....
Luxembourg	137	....	....	....	....	....	0.0 e	0.0	0.0 r	....	....	....	....
Netherlands	138	0.0	0.0 r	0.0 r	0.0 r	0.0 r	0.0 r	2.5	0.4 r	0.6 r	0.7 r	0.5 r	0.3 r
Portugal	182	....	....	....	....	0.0 e	....	0.1	0.0 r	0.0 r	0.0 r	0.0 r	0.0 r
Slovak Republic	936	....	....	....	....	0.0 e	....	....	....	....	....	....	0.0 r
Slovenia	961	0.0	0.0 r	0.0 r	0.0 r	0.0 r	0.0 r	0.0 e	....	....	....	0.0 e	....
Spain	184	....	....	....	....	....	....	0.1	0.0 r	0.0 r	0.0 r	0.0 r	0.0 r
Australia	193	0.1	0.0 r	0.0 r	0.0 r	0.0 r	0.0 r	0.6	....	0.4 r	0.2 r	0.1 r	0.1 r
Canada	156	0.0	0.0 r	0.0 r	0.0 r	0.0 r	0.0 r	3.4	0.9 r	0.7 r	0.5 r	0.6 r	1.2 r
China,P.R.: Hong Kong	532	0.0	0.0 r	0.0 r	0.0 r	0.0 r	0.0 r	0.2	0.0 r	0.0 r	0.0 r	0.0 r	0.0 r
Czech Republic	935	....	....	....	....	....	....	0.1	0.1 r	....	0.1 r	0.0 r	....
Denmark	128	0.0	....	0.0 r	0.0 r	....	....	1.2	0.3 r	0.3 r	0.5 r	0.1 r	0.0 r
Israel	436	....	....	....	....	....	....	0.0	0.0 r	0.0 r	0.0 r	0.0 r	0.0 r
Japan	158	....	....	....	....	....	....	6.1	1.5 r	1.9 r	1.8 r	1.6 r	1.8 r
Korea, Republic of	542	0.0	0.0 r	0.0 r	0.0 r	....	0.0 r	0.4	0.1 r	0.1 r	0.2 r	0.3 r	0.2 r
New Zealand	196	0.1 e	0.0 e	0.0 e	0.2 e	0.0 e	0.0 e	0.1	0.0 r	....	....	....	....
Norway	142	....	....	....	....	....	....	0.0	....	0.0 r	....	....	....
Singapore	576	....	....	....	....	....	....	0.0	0.0 r	0.0 r	0.0 r	0.0 r	0.0 r
Sweden	144	0.1 e	0.0 e	0.0 e	0.0 e	0.0 e	0.0 e	0.2	0.1 r	0.0 r	0.0 r	0.1 r	0.2 r
Switzerland	146	....	....	....	....	....	....	0.1	0.0 r	0.0 r	0.0 r	0.0 r	0.0 r
Taiwan Prov.of China	528	0.0	0.0 r	0.0 r	0.0 r	0.0 r	0.0 r	0.1	0.0 r	0.0 r	0.0 r	0.0 r	0.0 r
United Kingdom	112	0.1	0.0 r	0.1 r	0.0 r	0.0 r	0.0 r	9.0	2.7 r	1.8 r	1.5 r	3.9 r	3.4 r
United States	111	1.5	0.3 r	0.4 r	0.5 r	0.7 r	0.9 r	66.4	17.0 r	13.8 r	12.0 r	10.4 r	14.1 r
Vatican	187	....	....	....	....	....	....	0.0	0.0 r	0.0 r	0.0 r	0.0 r	0.0 r
Emerg. & Dev. Economies	200	41.8	9.2	9.5	15.1	10.4	10.2	91.7	24.3	23.9	23.7	22.9	23.9
Emerg. & Dev. Asia	505	1.9	0.2	0.3	0.3	0.2	0.2	9.6	3.0	3.1	2.6	2.4	2.3
Cambodia	522	0.0 e	0.0 e	0.0 e	0.0 e	0.0 e	0.0 e	....	....	....	....	....	....
China,P.R.: Mainland	924	0.0	0.0 r	0.0 r	0.0 r	0.0 r	0.0 r	6.8	1.8 r	2.3 r	1.7 r	2.0 r	2.0 r
F.T. French Polynesia	887	0.0 e	0.0 e	0.0 e	0.0 e	0.0 e	0.0 e	....	....	....	....	....	....
F.T. New Caledonia	839	0.0 e	0.0 e	0.0 e	0.0 e	0.0 e	0.0 e	....	....	....	....	....	....
India	534	....	....	....	....	....	....	0.2	0.0 r	0.0 r	0.0 r	0.1 r	0.1 r
Indonesia	536	....	....	....	....	....	....	0.2	0.1 r	0.0 r	0.0 r	0.0 r	0.0 r
Malaysia	548	0.0 e	0.0 e	....	0.0 e	....	....	0.0	0.0 r	0.0 r	0.0 r	0.0 r	0.0 r
Mongolia	948	0.0 e	0.0 e	0.0 e	0.0 e	0.0 e	0.0 e	....	....	....	....	....	....
Myanmar	518	0.6 e	0.2 e	0.2 e	0.1 e	0.1 e	0.1 e	....	....	....	....	....	....
Philippines	566	....	....	....	....	....	....	0.0	....	....	....	....	....
Sri Lanka	524	1.1 e	0.0 e	0.1 e	0.1 e	0.1 e	0.0 e	....	....	....	....	....	....
Thailand	578	0.0	0.0 r	0.0 r	0.0 r	0.0 r	0.0 r	2.1	1.0 r	0.7 r	0.8 r	0.2 r	0.1 r
Vietnam	582	0.1	0.0 r	0.0 r	0.0 r	0.0 r	0.0 r	0.0	0.0 r	0.0 r	0.0 r	0.0 r	0.0 r
Asia n.s.	598	....	....	....	....	....	....	0.3	0.1 r	0.1 r	0.1 r	0.1 r	0.1 r
Europe	170	0.1	0.0	0.0	0.8	0.0	0.0	0.1	0.0	0.0	0.4	0.0	0.0
Emerg. & Dev. Europe	903	0.1	0.0	0.0	0.8	0.0	0.0	0.1	0.0	0.0	0.0	0.0	0.0
Albania	914	....	....	....	....	....	....	0.0	0.0 r	0.0 r	0.0 r	0.0 r	0.0 r
Bosnia and Herzegovina	963	....	....	....	....	....	....	0.0	0.0 r	0.0 r	0.0 r	0.0 r	0.0 r
Bulgaria	918	....	....	....	....	....	....	0.0	....	....	0.0 r	0.0 r	0.0 r

# Dominica (321)

In Millions of U.S. Dollars

		Exports (FOB)						Imports (CIF)					
		2015	2015Q3	2015Q4	2016Q1	2016Q2	2016Q3	2015	2015Q3	2015Q4	2016Q1	2016Q2	2016Q3
Croatia	960	....	....	....	....	....	....	....	....	....	....	0.0 e	....
Faroe Islands	816	0.0 e	0.0 e	0.0 e	0.0 e	0.0 e	0.0 e	....	....	....	....	....	....
Hungary	944	0.0 e	0.0 e	....	0.0 e	0.0 e	0.0 e	....	....	....	....	....	....
Macedonia, FYR	962	0.0 e	0.0 e	0.0 e	0.0 e	0.0 e	0.0 e	....	....	....	....	....	....
Montenegro	943	0.0 e	0.0 e	0.0 e	0.0 e	0.0 e	0.0 e	....	....	....	....	....	....
Poland	964	0.0	0.0 r	0.0 r	0.8 r	0.0 r	....	....	....	....	....	....	....
Romania	968	0.0 e	....	0.0 e	0.0 e	....	....	0.0	0.0 r	....	0.0 r	....	....
Serbia, Republic of	942	0.0 e	....	0.0 e	....	....	....	....	....	....	....	....	....
Turkey	186	....	....	....	....	....	....	0.1	0.0 r	0.0 r	0.0 r	0.0 r	0.0 r
<b>CIS</b>	901	<b>0.1</b>	<b>0.0</b>	<b>0.0</b>	<b>0.0</b>	<b>0.0</b>	<b>0.0</b>	<b>0.0</b>	<b>0.0</b>	<b>0.0</b>	<b>0.4</b>	<b>0.0</b>	<b>0.0</b>
Armenia	911	....	....	....	....	....	....	0.0	0.0 r	0.0 r	0.0 r	0.0 r	0.0 r
Belarus	913	0.0 e	0.0 e	....	0.0 e	0.0 e	....	....	....	....	....	....	....
Kazakhstan	916	0.0 e	0.0 e	0.0 e	0.0 e	0.0 e	0.0 e	....	....	....	....	....	....
Kyrgyz Republic	917	0.0 e	0.0 e	0.0 e	0.0 e	0.0 e	0.0 e	....	....	....	....	....	....
Moldova	921	0.0 e	0.0 e	0.0 e	0.0 e	0.0 e	0.0 e	....	....	....	....	....	....
Russian Federation	922	0.0 e	0.0 e	0.0 e	0.0 e	0.0 e	0.0 e	0.0	....	....	0.4 r	....	0.0 r
Tajikistan	923	0.0 e	0.0 e	0.0 e	0.0 e	0.0 e	0.0 e	....	....	....	....	....	....
Ukraine	926	0.0 e	0.0 e	0.0 e	....	....	....	0.0	0.0 r	....	....	....	....
<b>Mid East, N Africa, Pak</b>	440	<b>10.6</b>	<b>2.9</b>	<b>2.9</b>	<b>2.4</b>	<b>2.5</b>	<b>2.0</b>	<b>0.4</b>	<b>0.2</b>	<b>0.0</b>	<b>0.0</b>	<b>0.0</b>	<b>0.0</b>
Afghanistan, I.R. of	512	....	....	....	....	....	....	0.0	0.0 r	0.0 r	0.0 r	0.0 r	0.0 r
Algeria	612	0.0 e	0.0 e	0.0 e	0.0 e	0.0 e	0.0 e	....	....	....	....	....	....
Bahrain, Kingdom of	419	0.0 e	0.0 e	0.0 e	0.0 e	0.0 e	0.0 e	0.0	0.0 r	0.0 r	0.0 r	0.0 r	0.0 r
Egypt	469	2.2 e	0.9 e	0.8 e	0.7 e	0.7 e	0.7 e	0.0	0.0 r	0.0 r	0.0 r	0.0 r	0.0 r
Kuwait	443	0.2 e	0.1 e	0.1 e	0.0 e	0.1 e	0.0 e	....	....	....	....	....	....
Lebanon	446	0.1 e	0.0 e	0.0 e	....	....	....	....	....	....	....	....	....
Morocco	686	0.1 e	0.0 e	0.0 e	0.0 e	0.0 e	0.0 e	0.3	0.2 r	....	....	....	....
Pakistan	564	0.0	0.0 r	0.0 r	0.0 r	0.0 r	0.0 r	....	....	....	....	....	....
Saudi Arabia	456	7.9 e	1.9 e	2.0 e	1.7 e	1.6 e	1.3 e	0.0	0.0 r	0.0 r	0.0 r	0.0 r	0.0 r
Syrian Arab Republic	463	0.0 e	0.0 e	0.0 e	0.0 e	0.0 e	0.0 e	....	....	....	....	....	....
United Arab Emirates	466	0.0	0.0 r	0.0 r	0.0 r	0.0 r	0.0 r	0.0	0.0 r	0.0 r	0.0 r	0.0 r	0.0 r
<b>Sub-Saharan Africa</b>	603	<b>0.4</b>	<b>0.1</b>	<b>0.2</b>	<b>0.2</b>	<b>0.3</b>	<b>0.3</b>	<b>0.2</b>	<b>0.1</b>	<b>0.1</b>	<b>0.1</b>	<b>0.1</b>	<b>0.1</b>
Angola	614	0.0 e	0.0 e	0.0 e	0.0 e	0.0 e	0.0 e	....	....	....	....	....	....
Burkina Faso	748	0.0 e	0.0 e	0.0 e	0.0 e	0.0 e	0.0 e	....	....	....	....	....	....
Cameroon	622	0.0 e	0.0 e	0.0 e	0.0 e	0.0 e	0.0 e	....	....	....	....	....	....
Congo, Republic of	634	0.1 e	0.0 e	0.0 e	0.0 e	0.0 e	0.0 e	0.0 e	0.0 e	0.0 e	0.0 e	0.0 e	0.0 e
Ethiopia	644	0.0 e	0.0 e	0.0 e	0.0 e	0.0 e	0.0 e	0.0 e	0.0 e	0.0 e	0.0 e	0.0 e	0.0 e
Gabon	646	0.0	0.0 r	0.0 r	0.0 r	0.0 r	0.0 r	....	....	....	....	....	....
Gambia, The	648	0.0 e	0.0 e	0.0 e	0.0 e	0.0 e	0.0 e	....	....	....	....	....	....
Ghana	652	0.0 e	0.0 e	0.0 e	0.0 e	0.0 e	0.0 e	0.0	0.0 r	0.0 r	0.0 r	0.0 r	0.0 r
Kenya	664	0.0 e	0.0 e	0.0 e	0.0 e	0.0 e	0.0 e	....	....	....	....	....	....
Mozambique	688	0.0 e	0.0 e	0.0 e	0.0 e	0.0 e	0.0 e	....	....	....	....	....	....
Namibia	728	....	....	....	....	....	....	0.0	0.0 r	0.0 r	0.0 r	0.0 r	0.0 r
Nigeria	694	....	....	....	....	....	....	0.0	0.0 r	0.0 r	0.0 r	0.0 r	0.0 r
Senegal	722	0.3 e	0.0 e	0.2 e	0.2 e	0.2 e	0.2 e	0.0	0.0 r	....	....	....	....
South Africa	199	....	....	....	....	....	....	0.0	0.0 r	0.0 r	0.1 r	0.0 r	0.1 r
Swaziland	734	....	....	....	....	....	....	0.1	0.0 r	0.0 r	0.0 r	0.0 r	0.0 r
Tanzania	738	0.0 e	0.0 e	0.0 e	0.0 e	0.0 e	0.0 e	....	....	....	....	....	....
Zimbabwe	698	....	....	....	....	....	....	0.0	0.0 r	0.0 r	0.0 r	0.0 r	0.0 r
<b>Western Hemisphere</b>	205	<b>28.8</b>	<b>6.0</b>	<b>6.1</b>	<b>11.3</b>	<b>7.4</b>	<b>7.7</b>	<b>81.3</b>	<b>20.9</b>	<b>20.7</b>	<b>20.5</b>	<b>20.4</b>	<b>21.5</b>
Anguilla	312	0.1	0.0 r	0.0 r	0.0 r	0.0 r	0.0 r	0.0	0.0 r	0.0 r	0.0 r	0.0 r	0.0 r
Antigua and Barbuda	311	1.8	0.4 r	0.4 r	0.7 r	0.5 r	0.5 r	4.7	1.2 r	1.2 r	1.2 r	1.2 r	1.3 r
Argentina	213	0.0 e	0.0 e	0.0 e	0.0 e	0.0 e	0.0 e	0.3	0.1 r	0.1 r	0.1 r	0.1 r	0.1 r
Aruba	314	0.0	....	0.0 r	0.0 r	0.0 r	0.0 r	0.0	0.0 r	0.0 r	0.0 r	0.0 r	0.0 r
Bahamas, The	313	0.1	0.0 r	0.0 r	0.0 r	0.0 r	0.0 r	2.0	0.5 r	0.5 r	0.5 r	0.5 r	0.5 r
Barbados	316	2.1	0.4 r	0.4 r	0.8 r	0.5 r	0.5 r	4.0	1.0 r	1.0 r	1.0 r	1.0 r	1.1 r
Belize	339	0.1	0.0 r	0.0 r	0.0 r	0.0 r	0.0 r	0.1	0.0 r	0.0 r	0.0 r	0.0 r	0.0 r
Bermuda	319	0.0	0.0 r	0.0 r	0.0 r	0.0 r	0.0 r	0.0	0.0 r	0.0 r	0.0 r	0.0 r	0.0 r
Bolivia	218	0.0 e	0.0 e	0.0 e	0.0 e	0.0 e	0.0 e	....	....	....	....	....	....
Brazil	223	0.0	0.0 r	0.0 r	....	0.0 r	....	2.0	0.5 r	0.4 r	0.5 r	0.6 r	0.5 r
Chile	228	0.0 e	0.0 e	0.0 e	0.0 e	0.0 e	0.0 e	0.2	0.0 r	0.0 r	0.0 r	0.0 r	0.0 r



# Dominica (321)

In Millions of U.S. Dollars

		Exports (FOB)						Imports (CIF)					
		2015	2015Q3	2015Q4	2016Q1	2016Q2	2016Q3	2015	2015Q3	2015Q4	2016Q1	2016Q2	2016Q3
Colombia	233	0.0	0.0 r	0.0 r	0.0 r	0.0 r	0.0 r	3.7	1.0 r	0.8 r	0.8 r	0.8 r	0.8 r
Costa Rica	238	0.0	0.0 r	0.0 r	0.0 r	0.0 r	0.0 r	0.5	0.1 r	0.1 r	0.1 r	0.1 r	0.1 r
Curacao	354	0.0	0.0 r	0.0 r	0.0 r	0.0 r	0.0 r	0.4	0.1 r	0.1 r	0.1 r	0.1 r	0.1 r
Dominican Republic	243	0.0	0.0 r	0.0 r	0.0 r	0.0 r	0.0 r	3.9	1.0 r	1.0 r	1.0 r	1.0 r	1.0 r
Ecuador	248	....	....	....	....	....	....	0.3	0.1 r	0.0 r	0.0 r	0.0 r	0.0 r
El Salvador	253	0.1	0.0 r	....	....	....	....	0.0	....	0.0 r	0.0 r	0.0 r	0.0 r
Greenland	326	0.0	0.0 r	0.0 r	0.0 r	0.0 r	0.0 r	....	....	....	....	....	....
Grenada	328	0.2	0.0 r	0.0 r	0.1 r	0.0 r	0.0 r	2.4	0.6 r	0.6 r	0.6 r	0.6 r	0.7 r
Guatemala	258	0.0	0.0 r	0.0 r	0.0 r	0.0 r	0.0 r	0.9	0.2 r	0.2 r	0.2 r	0.2 r	0.2 r
Guyana	336	4.1	0.9 r	0.9 r	1.3 r	1.0 r	1.1 r	2.0	0.5 r	0.5 r	0.5 r	0.5 r	0.5 r
Haiti	263	0.4	0.1 r	0.1 r	0.2 r	0.1 r	0.1 r	0.0	0.0 r	0.0 r	0.0 r	0.0 r	0.0 r
Honduras	268	0.0 e	....	0.0 e	....	....	....	0.1	0.0 r	....	....	....	....
Jamaica	343	5.4	1.0 r	1.1 r	2.2 r	1.4 r	1.4 r	4.0	1.0 r	1.0 r	1.0 r	1.0 r	1.1 r
Mexico	273	....	....	....	....	....	....	1.0	0.3 r	0.3 r	0.3 r	0.3 r	0.3 r
Montserrat	351	0.1	0.0 r	0.0 r	0.0 r	0.0 r	0.0 r	0.0	0.0 r	0.0 r	0.0 r	0.0 r	0.0 r
Panama	283	0.0	0.0 r	0.0 r	0.0 r	0.0 r	0.0 r	1.6	0.4 r	0.4 r	0.4 r	0.4 r	0.4 r
Paraguay	288	0.6 e	0.3 e	0.3 e	0.2 e	0.2 e	0.3 e	0.2 e	0.1 e	0.0 e	0.1 e	0.1 e	0.1 e
Peru	293	....	....	....	....	....	....	0.3	0.1 r	0.1 r	0.1 r	0.1 r	0.1 r
St. Kitts and Nevis	361	4.7	0.9 r	1.0 r	1.9 r	1.2 r	1.3 r	1.1	0.3 r	0.3 r	0.3 r	0.3 r	0.3 r
St. Lucia	362	0.8	0.2 r	0.2 r	0.3 r	0.2 r	0.2 r	3.7	1.0 r	1.0 r	0.9 r	0.9 r	1.0 r
St. Vincent & Grens.	364	0.4	0.1 r	0.1 r	0.2 r	0.1 r	0.1 r	3.5	0.9 r	0.9 r	0.9 r	0.9 r	0.9 r
Suriname	366	0.6	0.1 r	0.1 r	0.2 r	0.2 r	0.2 r	0.2	0.0 r	0.0 r	0.0 r	0.0 r	0.0 r
Trinidad and Tobago	369	6.2	1.2 r	1.3 r	2.5 r	1.6 r	1.6 r	37.6	9.7 r	9.8 r	9.6 r	9.5 r	10.1 r
Uruguay	298	0.1 e	0.1 e	....	....	....	....	....	....	....	....	....	....
Venezuela, Rep. Bol.	299	....	....	....	....	....	....	0.1	0.0 r	0.0 r	0.0 r	0.0 r	0.0 r
Western Hem. n.s.	399	1.0	0.2 r	0.2 r	0.4 r	0.3 r	0.3 r	0.7	0.2 r	0.2 r	0.2 r	0.2 r	0.2 r
<b>Other Countries n.i.e</b>	<b>910</b>	<b>0.0</b>	<b>0.0</b>	<b>0.0</b>	<b>0.0</b>	<b>0.0</b>	<b>0.0</b>	<b>0.0</b>	<b>0.0</b>	<b>0.0</b>	<b>0.0</b>	<b>0.0</b>	<b>0.0</b>
Cuba	928	0.0	0.0 r	0.0 r	0.0 r	0.0 r	0.0 r	....	....	....	....	....	....
Korea, Dem. People's Rep.	954	....	....	....	....	....	....	0.0	0.0 r	0.0 r	0.0 r	0.0 r	0.0 r
<b>Countries &amp; Areas n.s.</b>	<b>898</b>	<b>0.1</b>	<b>0.0 r</b>	<b>0.0 r</b>	<b>0.0 r</b>	<b>0.0 r</b>	<b>0.0 r</b>	<b>19.1</b>	<b>4.9 r</b>	<b>5.0 r</b>	<b>4.9 r</b>	<b>4.8 r</b>	<b>5.1 r</b>
<b>Memorandum Items</b>													
Africa	605	0.5	0.1	0.2	0.2	0.3	0.3	0.6	0.3	0.1	0.1	0.1	0.1
Middle East	405	10.5	2.9	2.9	2.4	2.5	2.0	0.1	0.0	0.0	0.0	0.0	0.0
European Union	998	1.9	0.5	0.4	1.1	0.2	0.3	20.3	6.1	4.8	4.4	19.7	6.4
Export earnings: fuel	080	14.5	3.2	3.3	4.3	3.3	3.0	41.8	10.8	10.6	10.9	10.4	11.0
Export earnings: nonfuel	092	31.1	6.9	7.0	11.8	8.1	8.5	166.5	44.1	40.0	36.9	50.1	41.9

# Dominican Republic (243)

In Millions of U.S. Dollars

		Exports (FOB)						Imports (FOB)					
		2015	2015Q3	2015Q4	2016Q1	2016Q2	2016Q3	2015	2015Q3	2015Q4	2016Q1	2016Q2	2016Q3
IFS World		4,011.0	1,049.0	865.0	1,008.3	....	....	16,865.3	4,373.2	4,253.7	3,856.0	....	....
World	001	8,928.2	2,335.1	2,082.3	2,156.8	2,406.9	2,564.1	17,452.1	4,355.1	4,538.4	4,205.7	4,678.7	5,110.7
Advanced Economies	110	6,064.1	1,548.6	1,436.7	1,484.5	1,632.6	1,780.9	10,240.0	2,488.7	2,657.1	2,474.8	2,687.2	2,919.1
Euro Area	163	519.1	133.1	129.2	115.8	149.5	145.6	1,620.4	392.6	448.8	399.7	505.1	500.9
Austria	122	0.3	0.1 r	0.1 r	0.0 r	0.1 r	0.1 r	12.4	4.6 r	2.8 r	2.7 r	3.9 r	5.8 r
Belgium	124	70.3	18.3 r	17.9 r	18.7 r	21.3 r	23.7 r	82.8	27.1 r	18.6 r	22.0 r	24.5 r	20.1 r
Cyprus	423	0.3	0.1 r	0.0 r	0.1 r	0.0 r	0.0 r	0.1	0.0 r	0.0 r	0.0 r	0.0 r	0.8 r
Estonia	939	0.4	0.1 r	0.1 r	0.1 r	0.1 r	0.1 r	6.3	4.0 r	....	0.2 r	0.3 r	2.5 r
Finland	172	0.1	0.0 r	0.1 r	0.0 r	0.0 r	0.0 r	15.0	8.2 r	1.7 r	1.0 r	1.0 r	1.0 r
France	132	39.8	9.9 r	11.2 r	10.7 r	12.3 r	9.5 r	167.8	41.9 r	46.7 r	38.8 r	44.3 r	55.2 r
Germany	134	101.0	26.1 r	23.7 r	20.3 r	27.2 r	25.7 r	313.4	73.4 r	98.0 r	69.7 r	84.1 r	73.3 r
Greece	174	0.8	0.1 r	0.2 r	0.2 r	0.1 r	0.1 r	7.1	1.1 r	0.7 r	0.9 r	0.6 r	0.6 r
Ireland	178	3.3	0.8 r	0.6 r	0.6 r	0.4 r	0.5 r	22.6	4.9 r	7.3 r	8.9 r	9.8 r	10.5 r
Italy	136	28.1	5.7 r	6.1 r	8.1 r	11.3 r	13.0 r	339.7	87.8 r	103.9 r	104.1 r	132.3 r	100.7 r
Latvia	941	0.1	0.0 r	0.0 r	0.0 r	0.0 r	0.0 r	0.2	0.1 r	0.0 r	0.0 r	0.0 r	0.1 r
Lithuania	946	0.0	0.0 r	0.0 r	0.0 r	....	0.0 r	2.0	0.7 r	0.3 r	0.6 r	1.1 r	0.9 r
Luxembourg	137	0.0	0.0 r	0.0 r	0.0 r	0.0 r	0.0 r	1.6	0.3 r	0.2 r	0.2 r	0.1 r	0.1 r
Malta	181	2.1	1.2 r	0.5 r	0.0 r	0.0 r	....	1.3	0.3 r	0.3 r	0.3 r	0.5 r	0.6 r
Netherlands	138	185.0	51.9 r	44.5 r	37.8 r	48.4 r	43.1 r	92.8	23.6 r	31.3 r	22.0 r	32.5 r	42.0 r
Portugal	182	2.7	0.4 r	1.9 r	0.1 r	0.1 r	0.2 r	19.1	6.1 r	5.5 r	3.9 r	4.7 r	4.6 r
Slovak Republic	936	0.1	0.0 r	0.0 r	0.0 r	0.0 r	0.0 r	1.2	0.3 r	0.5 r	0.3 r	0.2 r	0.1 r
Slovenia	961	0.0	0.0 r	0.0 r	0.0 r	0.0 r	0.0 r	2.2	0.6 r	0.3 r	0.9 r	0.2 r	0.2 r
Spain	184	84.5	18.5 r	22.3 r	18.9 r	28.1 r	29.5 r	533.1	107.6 r	130.5 r	123.2 r	164.8 r	181.9 r
Australia	193	4.6	1.1 r	1.1 r	4.5 r	1.6 r	1.9 r	10.1	2.1 r	3.1 r	1.9 r	2.0 r	13.7 r
Canada	156	700.7	171.9 r	158.6 r	248.5 r	106.9 r	224.3 r	243.1	50.2 r	83.0 r	45.6 r	52.4 r	43.3 r
China,P.R.: Hong Kong	532	23.4	7.7 r	4.0 r	4.4 r	3.7 r	4.1 r	53.5	11.5 r	15.2 r	8.1 r	9.0 r	9.8 r
China,P.R.: Macao	546	....	....	....	....	....	....	0.0	0.0 r	0.0 r	0.0 r	0.0 r	0.0 r
Czech Republic	935	0.9	0.1 r	0.3 r	0.2 r	0.2 r	0.6 r	10.6	1.9 r	4.5 r	2.5 r	2.5 r	1.8 r
Denmark	128	9.8	2.2 r	2.3 r	2.2 r	2.7 r	3.0 r	79.3	19.0 r	20.2 r	20.6 r	21.2 r	29.0 r
Iceland	176	0.1	0.0 r	0.0 r	0.0 r	0.0 r	0.0 r	0.2	0.0 r	0.0 r	0.0 r	0.0 r	0.0 r
Israel	436	3.7	0.5 r	1.4 r	0.3 r	0.4 r	0.4 r	22.7	6.1 r	6.7 r	6.6 r	7.9 r	10.6 r
Japan	158	15.2	10.0 r	1.1 r	0.4 r	0.2 r	0.4 r	352.4	88.3 r	77.8 r	69.7 r	68.8 r	68.8 r
Korea, Republic of	542	19.7	4.5 r	4.2 r	4.8 r	5.5 r	8.6 r	266.4	66.2 r	78.7 r	70.2 r	79.2 r	74.7 r
New Zealand	196	3.4	0.8 r	1.2 r	1.2 r	1.7 r	1.7 r	13.6	3.6 r	3.0 r	4.5 r	2.0 r	2.6 r
Norway	142	4.0	1.0 r	1.0 r	1.0 r	1.3 r	1.6 r	41.2	8.3 r	11.0 r	14.0 r	9.6 r	10.3 r
Singapore	576	10.6	2.5 r	2.3 r	2.2 r	4.3 r	6.8 r	11.3	2.1 r	3.6 r	3.4 r	3.0 r	3.8 r
Sweden	144	29.7	7.6 r	6.1 r	9.7 r	15.0 r	13.9 r	47.8	13.5 r	14.5 r	18.4 r	14.5 r	18.8 r
Switzerland	146	69.4	16.0 r	16.6 r	60.9 r	71.5 r	102.0 r	45.6	13.4 r	7.4 r	9.3 r	12.1 r	13.2 r
Taiwan Prov.of China	528	27.2	7.3 r	5.8 r	9.9 r	17.5 r	16.9 r	91.1	24.2 r	25.1 r	19.7 r	23.3 r	24.7 r
United Kingdom	112	127.0	31.9 r	28.3 r	30.4 r	50.2 r	34.7 r	173.2	40.4 r	35.0 r	29.3 r	27.5 r	25.8 r
United States	111	4,495.5	1,150.2 r	1,073.1 r	988.0 r	1,200.2 r	1,214.2 r	7,157.5	1,745.2 r	1,819.5 r	1,751.3 r	1,847.2 r	2,067.3 r
Vatican	187	....	....	....	....	....	....	0.0	0.0 r	0.0 r	0.0 r	0.0 r	0.0 r
Emerg. & Dev. Economies	200	2,309.2	640.4	525.1	532.5	633.4	632.9	6,956.3	1,800.5	1,816.7	1,671.5	1,925.5	2,118.7
Emerg. & Dev. Asia	505	710.2	228.3	175.6	122.0	205.2	164.9	2,748.8	766.9	752.3	579.0	731.1	818.2
American Samoa	859	....	....	....	....	....	....	0.0	0.0 r	0.0 r	0.0 r	0.0 r	0.0 r
Bangladesh	513	4.1	1.1 r	0.9 r	1.0 r	1.0 r	1.1 r	4.0	1.0 r	1.0 r	1.0 r	1.0 r	1.0 r
Bhutan	514	0.1	0.0 r	0.0 r	0.0 r	0.0 r	0.0 r	....	....	....	....	....	....
Brunei Darussalam	516	....	....	....	....	....	....	0.0	0.0 r	0.0 r	0.0 r	0.0 r	0.0 r
Cambodia	522	0.2	0.0 r	0.0 r	0.0 r	0.0 r	0.0 r	0.9	0.2 r	0.2 r	0.2 r	0.2 r	0.2 r
China,P.R.: Mainland	924	122.8	41.6 r	34.7 r	29.8 r	13.6 r	15.8 r	2,321.8	653.8 r	638.4 r	463.0 r	624.1 r	672.1 r
Fiji	819	0.0	0.0 r	0.0 r	0.0 r	0.0 r	0.0 r	6.0	1.5 r	1.5 r	1.4 r	1.5 r	1.6 r
F.T. French Polynesia	887	....	....	....	....	....	....	0.0	0.0 r	0.0 r	0.0 r	0.0 r	0.0 r
F.T. New Caledonia	839	0.0	0.0 r	0.0 r	0.0 r	0.0 r	0.0 r	0.1	0.0 r	0.0 r	0.0 r	0.0 r	0.0 r
Guam	829	0.0	0.0 r	0.0 r	0.0 r	0.0 r	0.0 r	....	....	....	....	....	....
India	534	565.9	182.0 r	133.3 r	81.3 r	180.4 r	137.6 r	168.4	41.4 r	52.2 r	49.8 r	44.5 r	67.8 r
Indonesia	536	0.9	0.2 r	0.1 r	0.2 r	0.2 r	0.3 r	38.9	9.6 r	9.4 r	16.2 r	19.0 r	21.0 r
Kiribati	826	....	....	....	....	....	....	0.0	0.0 r	0.0 r	0.0 r	0.0 r	0.0 r
Lao People's Dem.Rep	544	0.0	0.0 r	0.0 r	0.0 r	0.0 r	0.0 r	0.0	0.0 r	0.0 r	0.0 r	0.0 r	0.0 r
Malaysia	548	2.8	0.8 r	0.3 r	0.6 r	0.6 r	0.4 r	39.7	11.2 r	8.0 r	10.8 r	9.8 r	11.0 r
Maldives	556	0.0	0.0 r	0.0 r	0.0 r	0.0 r	0.0 r	0.0	0.0 r	0.0 r	0.0 r	0.0 r	0.0 r

# Dominican Republic (243)

In Millions of U.S. Dollars

		Exports (FOB)						Imports (FOB)					
		2015	2015Q3	2015Q4	2016Q1	2016Q2	2016Q3	2015	2015Q3	2015Q4	2016Q1	2016Q2	2016Q3
Marshall Islands	867	0.0	0.0 r	0.0 r	0.0 r	0.0 r	0.0 r	....	....	....	....	....	....
Micronesia	868	0.0 e	0.0 e	0.0 e	0.0 e	0.0 e	0.0 e	0.0	0.0 r	0.0 r	0.0 r	0.0 r	0.0 r
Mongolia	948	....	....	....	....	....	....	0.0	0.0 r	0.0 r	0.0 r	0.0 r	0.0 r
Myanmar	518	....	....	....	....	....	....	0.1	0.0 r	0.0 r	0.0 r	0.0 r	0.0 r
Nauru	836	....	....	....	....	....	....	0.0	0.0 r	0.0 r	0.0 r	0.0 r	0.0 r
Nepal	558	....	....	....	....	....	....	0.0	0.0 r	0.0 r	0.0 r	0.0 r	0.0 r
Palau	565	....	....	....	....	....	....	0.0	0.0 r	0.0 r	0.0 r	0.0 r	0.0 r
Philippines	566	4.6	0.2 r	4.0 r	7.0 r	7.1 r	7.3 r	6.1	2.1 r	1.1 r	0.6 r	0.7 r	0.7 r
Samoa	862	....	....	....	....	....	....	0.0	0.0 r	0.0 r	0.0 r	0.0 r	0.0 r
Sri Lanka	524	0.2	0.1 r	0.1 r	0.1 r	0.1 r	0.1 r	2.3	0.6 r	0.6 r	0.6 r	0.6 r	0.6 r
Thailand	578	6.1	1.7 r	1.5 r	1.3 r	1.4 r	1.6 r	88.9	26.8 r	21.8 r	18.9 r	11.7 r	22.5 r
Tonga	866	....	....	....	....	....	....	0.0	0.0 r	0.0 r	0.0 r	0.0 r	0.0 r
Vanuatu	846	....	....	....	....	....	....	0.0	0.0 r	0.0 r	0.0 r	0.0 r	0.0 r
Vietnam	582	2.0	0.5 r	0.4 r	0.5 r	0.5 r	0.6 r	71.7	18.6 r	18.1 r	16.4 r	17.9 r	19.6 r
Asia n.s.	598	0.5	0.1 r	0.1 r	0.1 r	0.1 r	0.1 r	0.0	0.0 r	0.0 r	0.0 r	0.0 r	0.0 r
<b>Europe</b>	170	<b>22.5</b>	<b>5.5</b>	<b>5.1</b>	<b>3.2</b>	<b>3.8</b>	<b>4.9</b>	<b>279.8</b>	<b>56.2</b>	<b>47.1</b>	<b>46.2</b>	<b>36.7</b>	<b>45.8</b>
<b>Emerg. &amp; Dev. Europe</b>	903	<b>20.4</b>	<b>5.1</b>	<b>4.4</b>	<b>2.8</b>	<b>3.3</b>	<b>4.2</b>	<b>99.5</b>	<b>24.3</b>	<b>32.4</b>	<b>27.6</b>	<b>21.7</b>	<b>24.8</b>
Albania	914	0.1	0.0 r	0.0 r	0.0 r	0.0 r	0.0 r	0.6	0.1 r	0.1 r	0.1 r	0.1 r	0.2 r
Bosnia and Herzegovina	963	....	....	....	....	....	....	0.0	0.0 r	0.0 r	0.0 r	0.0 r	0.0 r
Bulgaria	918	0.4	0.1 r	0.1 r	0.1 r	0.1 r	0.1 r	2.6	0.5 r	1.0 r	0.6 r	0.2 r	0.2 r
Croatia	960	0.2	0.1 r	0.0 r	0.0 r	0.1 r	0.1 r	0.0	0.0 r	0.0 r	0.0 r	0.0 r	0.0 r
Faroe Islands	816	0.0	0.0 r	0.0 r	0.0 r	0.0 r	0.0 r	....	....	....	....	....	....
Gibraltar	823	0.1	0.0 r	0.0 r	0.0 r	0.0 r	0.0 r	0.0	0.0 r	0.0 r	0.0 r	0.0 r	0.0 r
Hungary	944	0.3	0.2 r	0.1 r	0.1 r	0.0 r	0.1 r	8.1	1.3 r	4.0 r	2.6 r	3.6 r	2.4 r
Macedonia, FYR	962	0.0	0.0 r	0.0 r	0.0 r	0.0 r	0.0 r	0.0	0.0 r	0.0 r	0.0 r	0.0 r	0.0 r
Montenegro	943	....	....	....	....	....	....	0.0	0.0 r	0.0 r	0.0 r	0.0 r	0.0 r
Poland	964	15.3	3.5 r	3.5 r	1.9 r	2.3 r	3.0 r	15.7	2.6 r	6.0 r	2.9 r	3.4 r	6.0 r
Romania	968	0.2	0.0 r	0.1 r	0.0 r	0.0 r	0.1 r	2.0	0.5 r	0.6 r	0.8 r	0.6 r	0.5 r
Serbia, Republic of	942	0.0	0.0 r	0.0 r	0.0 r	0.0 r	0.0 r	0.6	0.1 r	0.1 r	0.1 r	0.1 r	0.5 r
Turkey	186	3.7	1.1 r	0.6 r	0.6 r	0.7 r	0.8 r	69.9	19.2 r	20.6 r	20.5 r	13.7 r	15.0 r
<b>CIS</b>	901	<b>2.0</b>	<b>0.4</b>	<b>0.7</b>	<b>0.4</b>	<b>0.5</b>	<b>0.7</b>	<b>180.3</b>	<b>31.9</b>	<b>14.7</b>	<b>18.6</b>	<b>15.0</b>	<b>21.0</b>
Armenia	911	0.0	0.0 r	0.0 r	0.0 r	0.0 r	0.0 r	....	....	....	....	....	....
Belarus	913	0.0	0.0 r	0.0 r	0.0 r	0.0 r	0.0 r	0.2	0.1 r	0.0 r	0.3 r	0.4 r	0.2 r
Georgia	915	....	....	....	....	....	....	0.2	0.0 r	0.0 r	0.0 r	0.0 r	0.0 r
Kazakhstan	916	....	....	....	....	....	....	0.0	0.0 r	0.0 r	0.0 r	0.0 r	0.0 r
Kyrgyz Republic	917	....	....	....	....	....	....	0.1	0.0 r	0.0 r	0.0 r	0.0 r	0.0 r
Moldova	921	....	....	....	....	....	....	0.1	0.0 r	0.0 r	0.0 r	0.0 r	0.0 r
Russian Federation	922	1.9	0.4 r	0.7 r	0.4 r	0.5 r	0.6 r	171.9	31.6 r	11.3 r	11.9 r	14.5 r	20.5 r
Tajikistan	923	....	....	....	....	....	....	0.0	0.0 r	0.0 r	0.0 r	0.0 r	0.0 r
Turkmenistan	925	....	....	....	....	....	....	0.1	0.0 r	0.0 r	....	....	....
Ukraine	926	0.1	0.0 r	0.0 r	0.0 r	0.0 r	0.0 r	7.8	0.0 r	3.3 r	6.4 r	0.0 r	0.3 r
Uzbekistan	927	....	....	....	....	....	....	0.0	0.0 r	0.0 r	0.0 r	0.0 r	0.0 r
Europe n.s.	884	0.1	0.0 r	0.0 r	0.0 r	0.0 r	0.0 r	0.0	0.0 r	0.0 r	0.0 r	0.0 r	0.0 r
<b>Mid East, N Africa, Pak</b>	440	<b>15.5</b>	<b>3.9</b>	<b>3.2</b>	<b>3.7</b>	<b>3.7</b>	<b>3.9</b>	<b>44.6</b>	<b>10.8</b>	<b>10.8</b>	<b>8.6</b>	<b>9.6</b>	<b>10.3</b>
Afghanistan, I.R. of	512	....	....	....	....	....	....	0.7	0.2 r	0.2 r	0.2 r	0.2 r	0.2 r
Algeria	612	....	....	....	....	....	....	0.1	0.0 r	0.0 r	0.0 r	0.0 r	0.0 r
Bahrain, Kingdom of	419	0.1	0.0 r	0.0 r	0.0 r	0.0 r	0.0 r	0.0	0.0 r	0.0 r	0.0 r	0.0 r	0.0 r
Djibouti	611	....	....	....	....	....	....	0.0	0.0 r	0.0 r	0.0 r	0.0 r	0.0 r
Egypt	469	0.0	0.0 r	0.0 r	0.0 r	0.0 r	0.0 r	3.1	0.7 r	0.5 r	0.0 r	0.1 r	0.1 r
Iran, I.R. of	429	0.0	0.0 r	0.0 r	0.0 r	0.0 r	0.0 r	0.0	0.0 r	0.0 r	0.0 r	0.0 r	0.0 r
Iraq	433	0.1	0.0 r	0.0 r	0.0 r	0.0 r	0.0 r	0.1	0.0 r	0.0 r	0.0 r	0.0 r	0.0 r
Jordan	439	0.0	0.0 r	0.0 r	0.0 r	0.0 r	0.0 r	0.9	0.0 r	0.2 r	0.0 r	0.4 r	0.4 r
Kuwait	443	0.0	0.0 r	0.0 r	0.0 r	0.0 r	0.0 r	2.3	0.6 r	0.6 r	0.5 r	0.6 r	0.6 r
Lebanon	446	1.0	0.2 r	0.3 r	0.5 r	0.5 r	0.5 r	0.1	0.0 r	0.0 r	0.0 r	0.1 r	0.1 r
Libya	672	0.0	0.0 r	0.0 r	0.0 r	0.0 r	0.0 r	0.0	0.0 r	0.0 r	0.0 r	0.0 r	0.0 r
Mauritania	682	0.0	0.0 r	0.0 r	0.0 r	0.0 r	0.0 r	0.0	0.0 r	0.0 r	0.0 r	0.0 r	0.0 r
Morocco	686	....	....	....	....	....	....	4.7	0.8 r	1.0 r	0.2 r	0.2 r	0.2 r
Oman	449	....	....	....	....	....	....	0.3	0.1 r	0.1 r	0.1 r	0.1 r	0.1 r
Pakistan	564	0.4	0.1 r	0.1 r	0.1 r	0.1 r	0.1 r	11.9	3.1 r	3.0 r	2.7 r	2.9 r	3.1 r
Qatar	453	....	....	....	....	....	....	0.9	0.2 r	0.2 r	0.2 r	0.2 r	0.3 r

# Dominican Republic (243)

In Millions of U.S. Dollars

		Exports (FOB)						Imports (FOB)					
		2015	2015Q3	2015Q4	2016Q1	2016Q2	2016Q3	2015	2015Q3	2015Q4	2016Q1	2016Q2	2016Q3
Saudi Arabia	456	0.8	0.2 r	0.2 r	0.2 r	0.2 r	0.2 r	6.3	1.6 r	1.6 r	1.4 r	1.6 r	1.7 r
Sudan	732	0.0	0.0 r	0.0 r	0.0 r	0.0 r	0.0 r	0.1	0.0 r	0.0 r	0.0 r	0.0 r	0.0 r
Syrian Arab Republic	463	0.1	0.0 r	0.0 r	0.0 r	0.0 r	0.0 r	0.2	0.1 r	0.1 r	0.1 r	0.1 r	0.1 r
Tunisia	744	1.0	0.3 r	0.2 r	0.2 r	0.2 r	0.2 r	3.8	1.0 r	1.0 r	1.0 r	1.0 r	1.0 r
United Arab Emirates	466	12.0	3.0 r	2.4 r	2.7 r	2.6 r	2.7 r	9.1	2.4 r	2.3 r	2.1 r	2.3 r	2.5 r
West Bank and Gaza	487	0.0 e	0.0 e	0.0 e	0.0 e	0.0 e	0.0 e	0.0	0.0 r	0.0 r	0.0 r	0.0 r	0.0 r
Yemen, Republic of	474	....	....	....	....	....	....	0.0	0.0 r	0.0 r	0.0 r	0.0 r	0.0 r
<b>Sub-Saharan Africa</b>	<b>603</b>	<b>4.9</b>	<b>1.4</b>	<b>1.1</b>	<b>1.2</b>	<b>1.3</b>	<b>1.6</b>	<b>19.1</b>	<b>4.9</b>	<b>5.4</b>	<b>5.5</b>	<b>7.7</b>	<b>5.4</b>
Angola	614	0.0	0.0 r	0.0 r	0.0 r	0.0 r	0.0 r	0.0	0.0 r	0.0 r	0.0 r	0.0 r	0.0 r
Benin	638	0.0	0.0 r	0.0 r	0.0 r	0.0 r	0.0 r	0.0	0.0 r	0.0 r	0.0 r	0.0 r	0.0 r
Botswana	616	....	....	....	....	....	....	0.0	0.0 r	0.0 r	0.0 r	0.0 r	0.0 r
Burundi	618	....	....	....	....	....	....	0.0	0.0 r	0.0 r	0.0 r	0.0 r	0.0 r
Cabo Verde	624	....	....	....	....	....	....	0.0	0.0 r	0.0 r	0.0 r	0.0 r	0.0 r
Cameroon	622	....	....	....	....	....	0.0 r	3.4	0.9 r	0.8 r	0.8 r	0.8 r	0.9 r
Central African Rep.	626	0.0	0.0 r	0.0 r	0.0 r	0.0 r	0.0 r	0.1	0.0 r	0.0 r	0.0 r	0.0 r	0.0 r
Chad	628	....	....	....	....	....	....	0.1	0.0 r	0.0 r	0.0 r	0.0 r	0.0 r
Comoros	632	....	....	....	....	....	....	0.0	0.0 r	0.0 r	0.0 r	0.0 r	0.0 r
Congo, Dem. Rep. of	636	0.0	0.0 r	0.0 r	0.0 r	0.0 r	0.0 r	0.0	0.0 r	0.0 r	0.0 r	0.0 r	0.0 r
Côte d'Ivoire	662	....	....	....	....	....	....	1.6	0.4 r	0.4 r	0.4 r	0.4 r	0.4 r
Equatorial Guinea	642	0.0	0.0 r	0.0 r	0.0 r	0.0 r	0.0 r	....	....	....	....	....	....
Eritrea	643	....	....	....	....	....	....	0.0	0.0 r	0.0 r	0.0 r	0.0 r	0.0 r
Ethiopia	644	0.7	0.2 r	0.2 r	0.2 r	0.2 r	0.2 r	0.0	0.0 r	0.0 r	0.0 r	0.0 r	0.0 r
Gabon	646	0.0	0.0 r	0.0 r	0.0 r	0.0 r	0.0 r	1.8	0.5 r	0.5 r	0.4 r	0.5 r	0.5 r
Gambia, The	648	....	....	....	....	....	....	0.0	0.0 r	0.0 r	0.0 r	0.0 r	0.0 r
Ghana	652	0.1	0.0 r	0.0 r	0.0 r	0.0 r	0.0 r	0.4	0.1 r	0.1 r	0.1 r	0.1 r	0.1 r
Guinea	656	0.0	0.0 r	0.0 r	0.0 r	0.0 r	0.0 r	0.0	0.0 r	0.0 r	0.0 r	0.0 r	0.0 r
Kenya	664	0.3	0.1 r	0.1 r	0.1 r	0.1 r	0.1 r	0.1	0.0 r	0.0 r	0.0 r	0.0 r	0.0 r
Lesotho	666	....	....	....	....	....	....	0.0	0.0 r	0.0 r	0.0 r	0.0 r	0.0 r
Liberia	668	0.2	0.0 r	0.0 r	0.0 r	0.0 r	0.0 r	....	....	....	....	....	....
Madagascar	674	0.0	0.0 r	0.0 r	0.0 r	0.0 r	0.0 r	0.9	0.2 r	0.2 r	0.2 r	0.2 r	0.3 r
Malawi	676	....	....	....	....	....	....	0.0	0.0 r	0.0 r	0.0 r	0.0 r	0.0 r
Mali	678	0.0	0.0 r	0.0 r	0.0 r	0.0 r	0.0 r	0.0	0.0 r	0.0 r	0.0 r	0.0 r	0.0 r
Mauritius	684	0.0	0.0 r	0.0 r	0.0 r	0.0 r	0.0 r	0.0	0.0 r	0.0 r	0.0 r	0.0 r	0.0 r
Mozambique	688	....	....	....	....	....	....	0.0	0.0 r	0.0 r	0.0 r	0.0 r	0.0 r
Namibia	728	0.0	0.0 r	0.0 r	0.0 r	0.0 r	0.0 r	0.0	0.0 r	0.0 r	0.0 r	0.0 r	0.0 r
Niger	692	....	....	....	....	....	....	0.0	0.0 r	0.0 r	0.0 r	0.0 r	0.0 r
Nigeria	694	....	....	....	....	....	....	0.7	0.2 r	0.2 r	0.2 r	0.2 r	0.2 r
Rwanda	714	0.0 e	0.0 e	0.0 e	0.0 e	0.0 e	0.0 e	0.0	0.0 r	0.0 r	0.0 r	0.0 r	0.0 r
São Tomé & Príncipe	716	1.0	0.3 r	0.2 r	0.3 r	0.3 r	0.3 r	0.1	0.0 r	0.0 r	0.0 r	0.0 r	0.0 r
Senegal	722	0.0	0.0 r	0.0 r	0.0 r	0.0 r	0.0 r	0.0	0.0 r	0.0 r	0.0 r	0.0 r	0.0 r
Seychelles	718	0.0 e	0.0 e	0.0 e	0.0 e	0.0 e	0.0 e	0.0	0.0 r	0.0 r	0.0 r	0.0 r	0.0 r
Sierra Leone	724	....	....	....	....	....	....	0.1	0.0 r	0.0 r	0.0 r	0.0 r	0.0 r
South Africa	199	0.8	0.3 r	0.2 r	0.2 r	0.3 r	0.5 r	7.7	2.0 r	2.5 r	2.9 r	4.9 r	2.2 r
Swaziland	734	....	....	....	....	....	....	1.3	0.3 r	0.3 r	0.3 r	0.3 r	0.4 r
Tanzania	738	0.0	0.0 r	0.0 r	0.0 r	0.0 r	0.0 r	0.3	0.1 r	0.1 r	0.1 r	0.1 r	0.1 r
Togo	742	0.0	0.0 r	0.0 r	0.0 r	0.0 r	0.0 r	....	....	....	....	....	....
Uganda	746	0.1	0.0 r	0.0 r	0.0 r	0.0 r	0.0 r	0.3	0.1 r	0.1 r	0.1 r	0.1 r	0.1 r
Zambia	754	....	....	....	....	....	....	0.0	0.0 r	0.0 r	0.0 r	0.0 r	0.0 r
Zimbabwe	698	....	....	....	....	....	....	0.0	0.0 r	0.0 r	0.0 r	0.0 r	0.0 r
Africa n.s.	799	1.5	0.4 r	0.3 r	0.4 r	0.4 r	0.4 r	0.0	0.0 r	0.0 r	0.0 r	0.0 r	0.0 r
<b>Western Hemisphere</b>	<b>205</b>	<b>1,556.2</b>	<b>401.3</b>	<b>340.1</b>	<b>402.3</b>	<b>419.4</b>	<b>457.6</b>	<b>3,864.0</b>	<b>961.7</b>	<b>1,001.1</b>	<b>1,032.3</b>	<b>1,140.5</b>	<b>1,239.1</b>
Anguilla	312	1.3	0.3 r	0.3 r	0.3 r	0.3 r	0.3 r	....	....	....	....	....	....
Antigua and Barbuda	311	4.4	1.2 r	1.0 r	1.1 r	1.1 r	1.2 r	0.0	0.0 r	0.0 r	0.0 r	0.0 r	0.0 r
Argentina	213	1.4	0.3 r	0.3 r	0.3 r	0.3 r	0.3 r	116.9	29.9 r	31.5 r	33.2 r	34.7 r	35.9 r
Aruba	314	6.3	1.4 r	1.1 r	1.3 r	1.4 r	1.5 r	45.3	16.6 r	24.6 r	39.3 r	39.5 r	39.5 r
Bahamas, The	313	9.8	2.5 r	2.0 r	2.2 r	2.2 r	2.3 r	258.3	67.0 r	65.2 r	59.1 r	64.6 r	70.7 r
Barbados	316	7.9	2.1 r	1.7 r	2.0 r	2.0 r	2.1 r	2.4	0.6 r	0.6 r	0.6 r	0.6 r	0.6 r
Belize	339	0.7	0.2 r	0.1 r	0.2 r	0.2 r	0.2 r	0.3	0.1 r	0.1 r	0.1 r	0.1 r	0.1 r
Bermuda	319	1.4	0.4 r	0.3 r	0.4 r	0.4 r	0.4 r	0.0	0.0 r	0.0 r	0.0 r	0.0 r	0.0 r
Bolivia	218	0.9	0.3 r	0.1 r	0.2 r	0.2 r	0.2 r	2.5	0.9 r	0.5 r	0.8 r	0.8 r	0.8 r

# Dominican Republic (243)

In Millions of U.S. Dollars

		Exports (FOB)						Imports (FOB)					
		2015	2015Q3	2015Q4	2016Q1	2016Q2	2016Q3	2015	2015Q3	2015Q4	2016Q1	2016Q2	2016Q3
Brazil	223	7.0	1.9 r	1.7 r	1.1 r	0.8 r	1.2 r	554.9	189.1 r	185.3 r	167.1 r	136.9 r	192.6 r
Chile	228	14.3	3.6 r	3.4 r	2.0 r	4.4 r	2.9 r	57.1	17.4 r	14.5 r	13.9 r	19.8 r	13.9 r
Colombia	233	41.8	10.5 r	11.6 r	18.9 r	19.3 r	20.8 r	361.2	89.0 r	105.5 r	110.5 r	117.6 r	125.5 r
Costa Rica	238	33.0	8.9 r	7.3 r	8.2 r	8.0 r	8.4 r	243.0	61.5 r	59.9 r	55.7 r	62.3 r	69.4 r
Curacao	354	16.8	4.8 r	4.0 r	4.3 r	4.1 r	4.1 r	36.1	9.4 r	9.1 r	8.3 r	9.0 r	9.9 r
Dominica	321	2.7	0.7 r	0.6 r	0.7 r	0.7 r	0.8 r	0.7	0.2 r	0.2 r	0.2 r	0.2 r	0.2 r
Ecuador	248	10.6	3.5 r	3.0 r	1.6 r	1.6 r	1.8 r	63.3	11.8 r	20.4 r	27.3 r	30.2 r	33.4 r
El Salvador	253	6.4	2.1 r	2.0 r	1.1 r	1.2 r	1.3 r	89.5	23.4 r	20.7 r	18.7 r	23.9 r	20.2 r
Greenland	326	....	....	....	....	....	....	0.0	0.0 r	0.0 r	0.0 r	0.0 r	0.0 r
Grenada	328	2.4	0.7 r	0.5 r	0.6 r	0.6 r	0.7 r	0.1	0.0 r	0.0 r	0.0 r	0.0 r	0.0 r
Guatemala	258	26.3	7.2 r	6.3 r	7.7 r	8.1 r	8.9 r	163.1	41.1 r	39.4 r	35.9 r	39.6 r	43.5 r
Guyana	336	13.7	3.6 r	3.0 r	3.4 r	3.5 r	3.7 r	5.1	1.3 r	1.3 r	1.2 r	1.3 r	1.4 r
Haiti	263	1,012.2	257.8 r	214.6 r	258.2 r	268.5 r	294.2 r	51.4	13.3 r	13.0 r	11.7 r	12.9 r	14.1 r
Honduras	268	24.8	8.5 r	6.6 r	9.2 r	9.7 r	10.6 r	109.5	23.3 r	18.2 r	25.9 r	28.0 r	30.2 r
Jamaica	343	56.1	15.2 r	12.4 r	14.1 r	13.8 r	14.5 r	1.6	0.4 r	0.4 r	0.4 r	0.5 r	0.6 r
Mexico	273	39.5	11.4 r	10.6 r	8.9 r	9.3 r	12.0 r	805.2	197.1 r	222.4 r	236.8 r	274.5 r	232.2 r
Montserrat	351	0.0	0.0 r	0.0 r	0.0 r	0.0 r	0.0 r	....	....	....	....	....	....
Nicaragua	278	16.9	4.5 r	3.8 r	4.5 r	4.6 r	5.0 r	30.8	7.7 r	7.4 r	6.9 r	7.7 r	8.6 r
Panama	283	30.0	6.2 r	7.1 r	8.2 r	9.9 r	11.0 r	77.5	16.9 r	14.0 r	5.6 r	7.5 r	9.3 r
Paraguay	288	1.4	0.4 r	0.3 r	0.3 r	0.3 r	0.4 r	13.0	3.4 r	3.3 r	3.0 r	3.2 r	3.6 r
Peru	293	9.9	2.6 r	2.1 r	2.5 r	2.5 r	2.7 r	93.8	24.3 r	23.5 r	21.0 r	22.7 r	24.5 r
St. Kitts and Nevis	361	1.5	0.4 r	0.3 r	0.4 r	0.4 r	0.4 r	0.0	0.0 r	0.0 r	0.0 r	0.0 r	0.0 r
St. Lucia	362	5.7	1.5 r	1.3 r	1.5 r	1.6 r	1.7 r	0.0	0.0 r	0.0 r	0.0 r	0.0 r	0.0 r
St. Vincent & Grens.	364	2.4	0.6 r	0.5 r	0.6 r	0.6 r	0.7 r	0.0	0.0 r	0.0 r	0.0 r	0.0 r	0.0 r
Suriname	366	13.3	3.5 r	2.9 r	3.5 r	3.6 r	3.9 r	0.1	0.0 r	0.0 r	0.0 r	0.0 r	0.0 r
Trinidad and Tobago	369	28.0	7.2 r	5.9 r	6.9 r	7.0 r	7.6 r	309.2	54.3 r	49.9 r	61.8 r	85.0 r	109.4 r
Uruguay	298	1.9	0.3 r	0.7 r	0.8 r	0.9 r	0.9 r	59.4	8.6 r	18.0 r	17.5 r	17.6 r	17.7 r
Venezuela, Rep. Bol.	299	60.6	14.1 r	11.5 r	14.4 r	15.5 r	17.4 r	308.4	52.0 r	51.2 r	69.1 r	98.9 r	130.1 r
Western Hem. n.s.	399	42.9	11.2 r	9.2 r	10.6 r	10.7 r	11.5 r	4.4	1.1 r	1.1 r	1.0 r	1.1 r	1.2 r
<b>Other Countries n.i.e</b>	910	<b>57.2</b>	<b>16.0</b>	<b>13.2</b>	<b>14.7</b>	<b>14.2</b>	<b>14.7</b>	<b>37.3</b>	<b>9.2</b>	<b>9.4</b>	<b>9.4</b>	<b>11.2</b>	<b>13.1</b>
Cuba	928	52.4	14.7 r	12.2 r	13.5 r	13.0 r	13.4 r	24.1	5.8 r	6.1 r	6.4 r	7.9 r	9.5 r
Korea, Dem. People's Rep.	954	4.8	1.2 r	1.0 r	1.2 r	1.2 r	1.3 r	13.2	3.4 r	3.3 r	3.0 r	3.3 r	3.6 r
<b>Countries &amp; Areas n.s.</b>	898	<b>497.7</b>	<b>130.2 r</b>	<b>107.3 r</b>	<b>125.1 r</b>	<b>126.7 r</b>	<b>135.7 r</b>	<b>218.6</b>	<b>56.7 r</b>	<b>55.1 r</b>	<b>50.0 r</b>	<b>54.7 r</b>	<b>59.8 r</b>
<b>Memorandum Items</b>													
Africa	605	5.9	1.6	1.3	1.4	1.6	1.8	27.8	6.7	7.3	6.7	9.0	6.6
Middle East	405	14.1	3.5	2.9	3.4	3.4	3.5	23.3	5.8	5.6	4.5	5.3	5.8
European Union	998	703.1	178.9	170.0	160.4	220.2	201.2	1,959.7	472.4	534.5	477.3	578.6	585.3
Export earnings: fuel	080	156.8	39.1	35.4	45.3	47.0	51.4	1,238.2	245.2	244.3	286.3	352.4	425.7
Export earnings: nonfuel	092	8,771.4	2,296.0	2,046.9	2,111.5	2,359.9	2,512.7	16,213.9	4,109.9	4,294.1	3,919.4	4,326.3	4,685.0

# Ecuador (248)

In Millions of U.S. Dollars

		Exports (FOB)						Imports (CIF)					
		2015	2015Q3	2015Q4	2016Q1	2016Q2	2016Q3	2015	2015Q3	2015Q4	2016Q1	2016Q2	2016Q3
IFS World		18,330.6	4,437.9	4,088.1	3,627.2	4,297.5	4,235.2	21,518.0	5,169.1	4,727.3	3,880.0	....	....
World	001	18,365.8	4,446.6	4,093.4	3,624.3	4,294.1	4,231.9	21,374.0	5,127.5	4,684.3	3,837.6	3,935.7	4,378.5
Advanced Economies	110	10,686.3	2,553.6	2,175.9	1,887.1	2,235.8	2,203.4	10,423.0	2,716.1	2,405.7	1,956.8	2,006.9	2,232.6
Euro Area	163	2,451.4	595.2	594.0	546.0	646.9	637.5	2,316.7	660.5	516.9	419.6	430.3	478.7
Austria	122	2.3	0.4	0.4	0.6 r	0.8 r	0.7 r	24.7	3.5	4.1	5.6 r	5.7 r	6.4 r
Belgium	124	215.2	47.2	46.1	39.9 r	47.3 r	46.6 r	409.4	96.2	98.5	70.9 r	72.8 r	80.9 r
Cyprus	423	1.5	0.4	0.3	0.1 r	0.1 r	0.1 r	0.4	0.1	0.2	....	....	....
Estonia	939	19.7	3.5	10.8	10.3 r	12.2 r	12.0 r	0.2	0.0	0.0	....	....	....
Finland	172	3.9	1.0	0.9	0.9 r	1.0 r	1.0 r	40.9	3.5	19.8	4.7 r	4.8 r	5.4 r
France	132	271.7	62.8	63.9	52.8 r	62.6 r	61.7 r	120.2	27.5	25.9	22.5 r	23.1 r	25.7 r
Germany	134	549.0	128.8	132.4	141.5 r	167.6 r	165.2 r	496.9	127.0	112.2	108.3 r	111.1 r	123.6 r
Greece	174	41.8	8.7	10.7	10.1 r	12.0 r	11.8 r	4.4	0.6	1.4	0.5 r	0.6 r	0.6 r
Ireland	178	4.5	1.7	1.4	3.3 r	3.9 r	3.8 r	11.7	1.6	2.6	1.2 r	1.2 r	1.4 r
Italy	136	326.0	77.2	76.9	70.3 r	83.3 r	82.1 r	343.8	81.2	92.7	79.4 r	81.4 r	90.6 r
Latvia	941	0.8	0.2	0.1	0.1 r	0.1 r	0.1 r	10.3	1.1	1.1	2.2 r	2.2 r	2.5 r
Lithuania	946	14.9	3.7	3.9	4.6 r	5.4 r	5.3 r	9.4	1.2	0.7	0.2 r	0.2 r	0.2 r
Luxembourg	137	0.0	0.0	0.0	0.0 r	0.0 r	0.0 r	0.7	0.2	0.2	0.5 r	0.5 r	0.5 r
Malta	181	1.6	0.4	0.4	0.2 r	0.2 r	0.2 r	....	....	....	....	....	....
Netherlands	138	460.3	102.7	136.6	123.8 r	146.7 r	144.6 r	369.7	165.1	60.1	34.1 r	34.9 r	38.9 r
Portugal	182	19.7	5.0	4.9	3.7 r	4.4 r	4.4 r	41.0	29.0	3.4	2.8 r	2.9 r	3.2 r
Slovak Republic	936	0.7	0.0	0.1	0.0 r	0.0 r	0.0 r	1.2	0.2	0.6	0.1 r	0.1 r	0.1 r
Slovenia	961	34.1	7.4	8.0	10.0 r	11.9 r	11.7 r	1.8	0.2	0.2	0.2 r	0.2 r	0.2 r
Spain	184	483.5	144.0	96.3	73.7 r	87.4 r	86.1 r	430.1	122.1	93.2	86.4 r	88.6 r	98.6 r
Australia	193	21.0	5.5	5.5	3.3 r	3.9 r	3.8 r	14.5	2.9	1.3	0.6 r	0.7 r	0.7 r
Canada	156	117.2	27.3	39.3	34.9 r	41.4 r	40.8 r	275.3	70.2	50.0	40.2 r	41.2 r	45.8 r
China,P.R.: Hong Kong	532	18.7	4.5	4.5	4.1 r	4.9 r	4.8 r	233.6	58.0	38.4	24.9 r	25.5 r	28.4 r
Czech Republic	935	9.1	3.1	2.4	2.9 r	3.4 r	3.4 r	4.2	1.8	0.8	1.2 r	1.3 r	1.4 r
Denmark	128	10.9	3.3	2.7	1.6 r	1.9 r	1.9 r	22.7	4.6	3.9	4.5 r	4.6 r	5.1 r
Iceland	176	2.6	0.7	....	....	....	....	0.0	0.0	....	....	....	....
Israel	436	6.3	1.4	1.9	2.2 r	2.7 r	2.6 r	27.4	6.2	5.4	5.3 r	5.5 r	6.1 r
Japan	158	330.9	55.8	47.9	49.5 r	58.6 r	57.7 r	478.0	107.6	87.9	64.9 r	66.6 r	74.1 r
Korea, Republic of	542	173.0	92.0	16.3	18.7 r	22.1 r	21.8 r	791.6	195.2	114.6	103.2 r	105.8 r	117.7 r
New Zealand	196	28.4	7.4	7.7	5.9 r	7.0 r	6.9 r	2.8	0.8	0.9	0.9 r	0.9 r	1.0 r
Norway	142	12.5	4.0	3.4	2.9 r	3.4 r	3.4 r	16.5	3.0	3.6	0.7 r	0.7 r	0.8 r
Singapore	576	5.8	1.5	1.4	1.6 r	2.0 r	1.9 r	39.2	9.9	9.6	11.0 r	11.3 r	12.6 r
Sweden	144	33.7	7.7	9.8	9.1 r	10.8 r	10.6 r	24.5	6.1	6.1	4.3 r	4.4 r	4.9 r
Switzerland	146	36.5	5.9	6.9	8.5 r	10.0 r	9.9 r	123.2	32.4	30.6	15.3 r	15.7 r	17.5 r
Taiwan Prov.of China	528	5.7	1.0	1.1	0.8 r	1.0 r	1.0 r	181.8	49.2	32.1	27.1 r	27.8 r	31.0 r
United Kingdom	112	166.0	36.1	34.1	37.1 r	44.0 r	43.3 r	86.5	36.8	17.0	17.0 r	17.4 r	19.4 r
United States	111	7,256.7	1,701.3	1,396.9	1,158.0 r	1,372.0 r	1,352.1 r	5,784.5	1,471.1	1,486.4	1,216.1 r	1,247.2 r	1,387.5 r
<b>Emerg. &amp; Dev. Economies</b>	<b>200</b>	<b>7,585.7</b>	<b>1,864.1</b>	<b>1,898.7</b>	<b>1,717.3</b>	<b>2,034.6</b>	<b>2,005.2</b>	<b>10,883.5</b>	<b>2,396.0</b>	<b>2,265.2</b>	<b>1,870.7</b>	<b>1,918.5</b>	<b>2,134.3</b>
<b>Emerg. &amp; Dev. Asia</b>	<b>505</b>	<b>1,748.8</b>	<b>372.6</b>	<b>484.9</b>	<b>470.6</b>	<b>557.6</b>	<b>549.5</b>	<b>4,119.8</b>	<b>926.8</b>	<b>849.8</b>	<b>681.7</b>	<b>699.2</b>	<b>777.8</b>
American Samoa	859	0.0	....	0.0	0.0 r	0.0 r	0.0 r	0.7	0.1	0.1	0.0 r	0.0 r	0.0 r
Bangladesh	513	0.5	0.0	0.1	0.1 r	0.1 r	0.1 r	7.7	5.6	0.8	0.2 r	0.2 r	0.2 r
Brunei Darussalam	516	....	....	....	....	....	....	0.0	....	0.0	0.1 r	0.1 r	0.1 r
Cambodia	522	....	....	....	....	....	....	0.3	0.1	0.1	0.1 r	0.1 r	0.1 r
China,P.R.: Mainland	924	723.0	176.1	158.0	125.3 r	148.5 r	146.3 r	3,264.9	766.1	747.3	606.2 r	621.7 r	691.7 r
Fiji	819	0.0	....	....	....	....	....	0.3	0.1	....	....	....	....
F.T. French Polynesia	887	0.1	0.0	0.0	0.0 r	0.0 r	0.0 r	....	....	....	....	....	....
F.T. New Caledonia	839	....	....	....	....	....	....	0.0	....	....	....	....	....
Guam	829	1.3	0.1	0.1	0.2 r	0.3 r	0.3 r	0.0	....	0.0	....	....	....
India	534	137.7	39.7	32.4	27.5 r	32.5 r	32.1 r	433.2	47.7	40.8	33.1 r	34.0 r	37.8 r
Indonesia	536	18.5	3.1	10.0	10.8 r	12.8 r	12.6 r	56.0	13.7	12.5	9.7 r	10.0 r	11.1 r
Kiribati	826	....	....	....	....	....	....	9.1	....	4.3	0.0 r	0.0 r	0.0 r
Malaysia	548	64.9	16.0	33.1	44.5 r	52.8 r	52.0 r	61.2	21.6	7.2	5.1 r	5.3 r	5.9 r
Maldives	556	0.1	0.0	0.0	0.0 r	0.0 r	0.0 r	....	....	....	....	....	....
Myanmar	518	....	....	....	....	....	....	0.0	0.0	....	....	....	....
Nepal	558	0.0	....	0.0	0.0 r	0.0 r	0.0 r	....	....	....	....	....	....
Papua New Guinea	853	....	....	....	....	....	....	0.0	....	0.0	....	....	....
Philippines	566	6.8	1.8	1.7	1.8 r	2.1 r	2.1 r	2.3	0.9	0.4	0.5 r	0.5 r	0.6 r

# Ecuador (248)

In Millions of U.S. Dollars

		Exports (FOB)						Imports (CIF)					
		2015	2015Q3	2015Q4	2016Q1	2016Q2	2016Q3	2015	2015Q3	2015Q4	2016Q1	2016Q2	2016Q3
Samoa	862	0.2	0.0	0.0	....	....	....	....	....	....	....	....	....
Solomon Islands	813	....	....	....	....	....	....	0.6	....	....	....	....	....
Sri Lanka	524	2.0	0.5	0.5	1.4 r	1.6 r	1.6 r	7.9	1.6	1.4	0.9 r	1.0 r	1.1 r
Thailand	578	8.7	2.0	1.0	1.4 r	1.7 r	1.7 r	221.3	57.3	20.1	14.0 r	14.4 r	16.0 r
Vanuatu	846	....	....	....	....	....	....	0.0	....	0.0	....	....	....
Vietnam	582	784.9	133.2	248.0	257.6 r	305.3 r	300.8 r	49.3	9.8	13.1	11.6 r	11.9 r	13.2 r
Asia n.s.	598	....	....	....	....	....	....	5.0	2.3	1.4	....	....	....
<b>Europe</b>	170	<b>1,173.4</b>	<b>246.2</b>	<b>287.6</b>	<b>257.8</b>	<b>305.4</b>	<b>301.0</b>	<b>243.3</b>	<b>57.8</b>	<b>92.3</b>	<b>28.2</b>	<b>29.0</b>	<b>32.2</b>
<b>Emerg. &amp; Dev. Europe</b>	903	<b>330.5</b>	<b>80.9</b>	<b>61.0</b>	<b>70.4</b>	<b>83.4</b>	<b>82.2</b>	<b>70.8</b>	<b>16.1</b>	<b>16.9</b>	<b>12.6</b>	<b>12.9</b>	<b>14.3</b>
Albania	914	11.8	2.4	2.5	3.5 r	4.1 r	4.1 r	0.9	....	....	....	....	....
Bosnia and Herzegovina	963	0.0	....	....	....	....	....	0.0	....	....	....	....	....
Bulgaria	918	12.1	2.5	3.5	3.1 r	3.7 r	3.7 r	1.8	0.3	0.5	0.9 r	0.9 r	1.0 r
Croatia	960	17.9	3.8	1.5	1.5 r	1.8 r	1.8 r	0.5	0.1	0.2	0.2 r	0.2 r	0.2 r
Hungary	944	1.9	0.5	0.4	0.6 r	0.7 r	0.7 r	3.0	0.9	0.5	0.3 r	0.3 r	0.4 r
Macedonia, FYR	962	0.3	0.1	0.0	0.1 r	0.1 r	0.1 r	....	....	....	....	....	....
Poland	964	66.5	12.5	14.1	12.6 r	15.0 r	14.7 r	10.5	1.6	2.8	2.3 r	2.3 r	2.6 r
Romania	968	6.9	1.6	1.8	1.1 r	1.3 r	1.3 r	10.6	1.9	4.2	0.5 r	0.5 r	0.6 r
Turkey	186	213.1	57.6	37.2	47.9 r	56.7 r	55.9 r	43.5	11.3	8.7	8.3 r	8.5 r	9.5 r
<b>CIS</b>	901	<b>842.9</b>	<b>165.3</b>	<b>226.6</b>	<b>187.4</b>	<b>222.1</b>	<b>218.9</b>	<b>172.5</b>	<b>41.7</b>	<b>75.5</b>	<b>15.7</b>	<b>16.1</b>	<b>17.9</b>
Armenia	911	0.3	0.1	0.0	0.0 r	0.0 r	0.0 r	....	....	....	....	....	....
Azerbaijan, Rep. of	912	5.4	1.0	1.0	1.6 r	1.9 r	1.9 r	0.0	....	0.0	....	....	....
Belarus	913	3.7	0.7	0.5	0.5 r	0.6 r	0.6 r	0.2	....	....	....	....	....
Georgia	915	29.6	5.7	6.1	4.9 r	5.8 r	5.7 r	3.5	0.9	0.0	0.0 r	0.0 r	0.0 r
Kazakhstan	916	16.5	2.9	3.4	3.8 r	4.5 r	4.4 r	0.1	0.0	....	....	....	....
Kyrgyz Republic	917	2.3	0.3	0.7	0.6 r	0.7 r	0.7 r	0.0	....	....	....	....	....
Moldova	921	1.8	0.3	0.3	0.4 r	0.5 r	0.5 r	0.0	....	....	....	....	....
Russian Federation	922	715.5	139.2	196.3	156.4 r	185.3 r	182.6 r	165.3	40.8	72.3	15.6 r	16.0 r	17.8 r
Tajikistan	923	0.4	....	0.3	0.2 r	0.3 r	0.3 r	....	....	....	....	....	....
Turkmenistan	925	1.3	0.3	0.3	....	....	....	....	....	....	....	....	....
Ukraine	926	64.0	14.6	17.3	18.7 r	22.2 r	21.8 r	3.4	0.0	3.2	0.0 r	0.0 r	0.0 r
Uzbekistan	927	1.9	0.2	0.4	0.2 r	0.3 r	0.3 r	....	....	....	....	....	....
<b>Mid East, N Africa, Pak</b>	440	<b>227.6</b>	<b>65.9</b>	<b>61.7</b>	<b>56.2</b>	<b>66.5</b>	<b>65.6</b>	<b>246.7</b>	<b>23.1</b>	<b>7.5</b>	<b>4.6</b>	<b>4.7</b>	<b>5.2</b>
Afghanistan, I.R. of	512	0.0	....	0.0	....	....	....	....	....	....	....	....	....
Algeria	612	10.0	1.1	6.5	1.2 r	1.4 r	1.4 r	0.0	....	....	....	....	....
Bahrain, Kingdom of	419	1.7	0.4	0.6	0.9 r	1.1 r	1.0 r	1.0	0.7	0.1	....	....	....
Djibouti	611	0.5	0.0	....	....	....	....	....	....	....	....	....	....
Egypt	469	41.9	19.0	4.7	2.6 r	3.1 r	3.1 r	1.6	0.4	0.4	0.4 r	0.4 r	0.5 r
Iran, I.R. of	429	0.2	0.0	0.1	0.1 r	0.1 r	0.1 r	0.3	0.0	0.0	....	....	....
Iraq	433	3.1	0.5	2.3	2.3 r	2.8 r	2.7 r	0.0	0.0	....	....	....	....
Jordan	439	4.5	1.1	1.3	1.1 r	1.3 r	1.3 r	0.6	0.0	0.3	0.5 r	0.5 r	0.6 r
Kuwait	443	49.6	10.4	15.1	16.7 r	19.7 r	19.4 r	0.0	....	0.0	0.0 r	0.0 r	0.0 r
Lebanon	446	0.6	0.0	0.1	0.1 r	0.1 r	0.1 r	0.1	0.1	....	....	....	....
Libya	672	8.7	2.3	2.1	2.7 r	3.2 r	3.1 r	....	....	....	....	....	....
Mauritania	682	....	....	....	....	....	....	0.0	0.0	0.0	0.0 r	0.0 r	0.1 r
Morocco	686	8.2	1.7	1.8	1.4 r	1.7 r	1.6 r	0.4	0.3	0.0	....	....	....
Oman	449	0.4	0.1	0.1	0.2 r	0.3 r	0.3 r	0.3	0.1	0.0	....	....	....
Pakistan	564	0.3	....	0.0	0.0 r	0.0 r	0.0 r	6.9	2.2	1.1	0.8 r	0.9 r	1.0 r
Qatar	453	6.1	1.4	1.5	2.4 r	2.9 r	2.8 r	2.9	0.0	0.8	0.2 r	0.2 r	0.2 r
Saudi Arabia	456	56.7	16.5	16.0	16.8 r	19.9 r	19.6 r	189.7	2.5	2.2	0.8 r	0.8 r	0.9 r
Syrian Arab Republic	463	8.2	3.7	0.7	0.1 r	0.1 r	0.1 r	0.4	0.1	0.2	....	....	....
Tunisia	744	8.9	2.1	2.5	1.6 r	1.9 r	1.9 r	1.3	0.1	0.2	0.2 r	0.2 r	0.2 r
United Arab Emirates	466	17.9	5.4	6.4	5.9 r	7.0 r	6.9 r	41.2	16.7	2.1	1.6 r	1.6 r	1.8 r
Yemen, Republic of	474	0.0	....	....	....	....	....	....	....	....	....	....	....
<b>Sub-Saharan Africa</b>	603	<b>26.6</b>	<b>7.9</b>	<b>5.7</b>	<b>2.7</b>	<b>3.1</b>	<b>3.1</b>	<b>9.2</b>	<b>2.0</b>	<b>1.9</b>	<b>1.1</b>	<b>1.1</b>	<b>1.2</b>
Angola	614	0.5	0.0	0.1	0.1 r	0.1 r	0.1 r	0.1	0.0	0.0	....	....	....
Benin	638	0.3	0.0	....	....	....	....	0.0	0.0	....	....	....	....
Botswana	616	0.0	....	....	....	....	....	....	....	....	....	....	....
Cabo Verde	624	0.2	....	0.1	....	....	....	....	....	....	....	....	....
Cameroon	622	0.2	0.1	0.1	0.1 r	0.1 r	0.1 r	0.1	0.0	0.1	....	....	....
Central African Rep.	626	....	....	....	....	....	....	0.0	0.0	....	....	....	....

# Ecuador (248)

In Millions of U.S. Dollars

		Exports (FOB)						Imports (CIF)					
		2015	2015Q3	2015Q4	2016Q1	2016Q2	2016Q3	2015	2015Q3	2015Q4	2016Q1	2016Q2	2016Q3
Chad	628	0.0	....	....	....	....	....	....	....	....	....	....	....
Congo, Dem. Rep. of	636	2.2	0.4	....	....	....	....	....	....	....	....	....	....
Congo, Republic of	634	0.1	0.0	....	....	....	....	0.0	....	0.0	....	....	....
Côte d'Ivoire	662	0.3	0.1	0.1	....	....	....	0.0	0.0	0.0	0.0 r	0.0 r	0.0 r
Equatorial Guinea	642	0.0	0.0	....	....	....	....	0.1	0.0	....	....	....	....
Ethiopia	644	0.2	0.1	0.1	0.0 r	0.0 r	0.0 r	0.0	....	0.0	....	....	....
Gabon	646	0.4	....	0.1	....	....	....	0.9	0.8	0.1	....	....	....
Gambia, The	648	0.0	....	....	....	....	....	....	....	....	....	....	....
Ghana	652	0.2	....	0.0	0.0 r	0.0 r	0.0 r	0.1	0.0	....	....	....	....
Kenya	664	2.5	0.2	0.0	....	....	....	0.5	0.2	0.1	0.1 r	0.1 r	0.1 r
Lesotho	666	....	....	....	....	....	....	0.0	....	0.0	....	....	....
Liberia	668	....	....	....	....	....	....	0.0	....	....	....	....	....
Madagascar	674	0.3	0.0	0.2	0.3 r	0.4 r	0.4 r	....	....	....	....	....	....
Malawi	676	....	....	....	....	....	....	0.0	....	....	....	....	....
Mauritius	684	0.1	0.0	....	....	....	....	0.1	....	0.0	....	....	....
Mozambique	688	0.1	0.1	....	....	....	....	0.2	....	0.1	....	....	....
Namibia	728	....	....	....	....	....	....	0.0	0.0	....	....	....	....
Niger	692	....	....	....	....	....	....	0.0	....	0.0	....	....	....
Nigeria	694	0.8	0.1	0.6	1.1 r	1.3 r	1.3 r	0.0	....	....	....	....	....
Senegal	722	0.2	0.2	0.0	....	....	....	0.0	....	....	....	....	....
Seychelles	718	0.6	0.4	0.2	0.4 r	0.4 r	0.4 r	0.0	....	....	....	....	....
South Africa	199	17.3	6.1	4.1	0.5 r	0.6 r	0.6 r	6.1	0.8	1.3	1.0 r	1.0 r	1.1 r
Swaziland	734	....	....	....	....	....	....	0.7	....	0.1	....	....	....
Tanzania	738	0.1	0.0	0.0	0.1 r	0.1 r	0.1 r	0.1	....	0.0	0.0 r	0.0 r	0.0 r
Uganda	746	0.0	....	....	....	....	....	0.0	....	....	....	....	....
Africa n.s.	799	....	....	....	....	....	....	0.1	0.1	....	....	....	....
<b>Western Hemisphere</b>	<b>205</b>	<b>4,409.3</b>	<b>1,171.6</b>	<b>1,058.8</b>	<b>930.0</b>	<b>1,101.9</b>	<b>1,085.9</b>	<b>6,264.4</b>	<b>1,386.3</b>	<b>1,313.7</b>	<b>1,155.0</b>	<b>1,184.6</b>	<b>1,317.8</b>
Antigua and Barbuda	311	0.1	0.0	0.0	0.1 r	0.1 r	0.1 r	0.0	0.0	....	....	....	....
Argentina	213	215.7	55.5	61.3	50.5 r	59.9 r	59.0 r	235.1	73.9	48.4	37.4 r	38.4 r	42.7 r
Aruba	314	0.2	0.0	0.1	0.0 r	0.0 r	0.0 r	32.5	....	32.5	....	....	....
Bahamas, The	313	0.8	0.2	0.1	0.1 r	0.1 r	0.1 r	14.8	14.6	0.0	....	....	....
Barbados	316	1.1	0.2	0.3	0.5 r	0.6 r	0.6 r	0.1	....	0.0	0.1 r	0.1 r	0.1 r
Belize	339	0.2	0.1	....	....	....	....	0.2	0.1	0.0	....	....	....
Bermuda	319	0.0	0.0	....	....	....	....	....	....	....	....	....	....
Bolivia	218	36.5	7.9	10.5	9.3 r	11.0 r	10.8 r	183.4	36.3	36.1	54.0 r	55.4 r	61.6 r
Brazil	223	110.1	24.4	21.5	16.9 r	20.0 r	19.7 r	713.1	173.2	177.0	161.0 r	165.1 r	183.7 r
Chile	228	1,138.1	349.8	215.3	254.0 r	301.0 r	296.6 r	551.0	127.6	135.3	115.5 r	118.4 r	131.8 r
Colombia	233	781.5	183.8	179.4	155.9 r	184.7 r	182.0 r	1,764.6	396.4	398.3	362.4 r	371.7 r	413.5 r
Costa Rica	238	32.0	7.9	7.3	7.5 r	8.9 r	8.8 r	46.4	13.2	9.3	6.7 r	6.8 r	7.6 r
Dominica	321	0.1	0.0	....	....	....	....	....	....	....	....	....	....
Dominican Republic	243	53.0	9.9	17.3	22.3 r	26.4 r	26.0 r	14.4	4.7	4.2	1.5 r	1.5 r	1.7 r
El Salvador	253	10.4	2.6	2.1	2.1 r	2.5 r	2.5 r	5.1	0.9	1.7	1.3 r	1.4 r	1.5 r
Grenada	328	0.0	....	....	....	....	....	0.0	....	....	....	....	....
Guatemala	258	44.8	12.1	6.9	5.3 r	6.3 r	6.2 r	37.5	12.5	7.0	7.0 r	7.2 r	8.0 r
Guyana	336	0.2	0.1	0.0	....	....	....	1.5	....	0.8	....	....	....
Haiti	263	1.3	0.1	0.3	0.1 r	0.1 r	0.1 r	....	....	....	....	....	....
Honduras	268	11.2	3.0	3.4	4.3 r	5.1 r	5.0 r	3.0	0.9	1.1	1.5 r	1.5 r	1.7 r
Jamaica	343	2.6	0.7	0.7	0.7 r	0.8 r	0.8 r	0.1	0.1	0.0	0.0 r	0.0 r	0.0 r
Mexico	273	157.0	47.8	38.7	44.2 r	52.4 r	51.6 r	655.8	156.6	131.3	103.6 r	106.2 r	118.2 r
Netherlands Antilles	353	1.0	0.2	0.4	0.7 r	0.8 r	0.8 r	2.5	0.4	0.7	0.3 r	0.3 r	0.3 r
Nicaragua	278	74.2	30.5	32.2	35.5 r	42.0 r	41.4 r	4.6	1.3	0.4	0.3 r	0.3 r	0.3 r
Panama	283	448.4	112.5	140.4	40.6 r	48.1 r	47.4 r	1,046.4	125.3	110.6	93.5 r	95.9 r	106.7 r
Paraguay	288	4.2	1.4	0.7	1.0 r	1.2 r	1.2 r	54.6	37.1	5.8	4.8 r	4.9 r	5.5 r
Peru	293	934.2	239.0	205.3	215.7 r	255.5 r	251.8 r	790.2	179.2	183.6	173.4 r	177.9 r	197.9 r
St. Kitts and Nevis	361	0.0	0.0	....	....	....	....	....	....	....	....	....	....
St. Lucia	362	0.3	0.0	0.1	0.2 r	0.2 r	0.2 r	....	....	....	....	....	....
St. Vincent & Grens.	364	0.1	0.1	0.0	....	....	....	....	....	....	....	....	....
Suriname	366	0.2	0.0	0.0	0.1 r	0.1 r	0.1 r	0.1	....	....	....	....	....
Trinidad and Tobago	369	5.7	1.6	1.3	0.7 r	0.8 r	0.8 r	7.1	2.3	1.2	1.4 r	1.4 r	1.6 r
Uruguay	298	18.5	4.5	5.0	5.1 r	6.0 r	5.9 r	88.4	27.4	25.8	28.2 r	28.9 r	32.2 r



# Ecuador (248)

In Millions of U.S. Dollars

		Exports (FOB)						Imports (CIF)					
		2015	2015Q3	2015Q4	2016Q1	2016Q2	2016Q3	2015	2015Q3	2015Q4	2016Q1	2016Q2	2016Q3
Venezuela, Rep. Bol.	299	325.7	75.5	108.2	56.6 r	67.0 r	66.1 r	9.6	2.4	2.6	1.2 r	1.2 r	1.4 r
Western Hem. n.s.	399	0.1	0.0	0.0	0.0 r	0.0 r	0.0 r	2.2	0.0	....	....	....	....
<b>Other Countries n.i.e</b>	<b>910</b>	<b>19.4</b>	<b>3.9</b>	<b>5.7</b>	<b>7.6</b>	<b>9.0</b>	<b>8.9</b>	<b>6.1</b>	<b>1.1</b>	<b>1.6</b>	<b>0.0</b>	<b>0.0</b>	<b>0.0</b>
Cuba	928	19.4	3.9	5.7	7.6 r	9.0 r	8.9 r	6.1	1.1	1.6	0.0 r	0.0 r	0.0 r
<b>Special Categories</b>	<b>899</b>	<b>51.6</b>	<b>25.0</b>	<b>13.2</b>	<b>12.4 r</b>	<b>14.7 r</b>	<b>14.5 r</b>	<b>61.5</b>	<b>14.2</b>	<b>11.8</b>	<b>10.1 r</b>	<b>10.4 r</b>	<b>11.5 r</b>
<b>Countries &amp; Areas n.s.</b>	<b>898</b>	<b>22.7</b>	<b>....</b>	<b>....</b>	<b>....</b>	<b>....</b>	<b>....</b>	<b>....</b>	<b>....</b>	<b>....</b>	<b>....</b>	<b>....</b>	<b>....</b>
<b>Memorandum Items</b>													
Africa	605	54.3	12.9	16.5	6.8	8.1	8.0	11.0	2.4	2.1	1.3	1.4	1.5
Middle East	405	199.5	60.8	50.9	52.0	61.6	60.7	238.0	20.5	6.1	3.5	3.6	4.0
European Union	998	2,776.4	666.2	664.4	615.6	729.4	718.8	2,481.0	714.4	553.0	450.8	462.3	514.3
Export earnings: fuel	080	2,044.3	450.5	551.7	434.6	514.9	507.4	2,366.7	499.1	515.8	437.2	448.4	498.8
Export earnings: nonfuel	092	16,321.5	3,996.1	3,541.8	3,189.7	3,779.2	3,724.4	19,007.3	4,628.4	4,168.5	3,400.4	3,487.4	3,879.7

# Egypt (469)

In Millions of U.S. Dollars

		Exports (FOB)						Imports (CIF)					
		2015	2015Q3	2015Q4	2016Q1	2016Q2	2016Q3	2015	2015Q3	2015Q4	2016Q1	2016Q2	2016Q3
IFS World		19,051.3	4,826.0	....	....	....	....	65,043.9	14,260.0	....	....	....	....
World	001	21,119.7	4,765.9	5,226.6	6,010.1	6,664.6	6,295.2	69,788.2	16,506.2	17,788.6	14,821.3	16,243.0	14,552.6
Advanced Economies	110	7,699.7	1,732.0	1,872.7	2,283.9	2,532.6	2,392.2	31,800.2	7,182.0	8,175.5	6,771.7	7,421.2	6,648.9
Euro Area	163	4,546.5	958.5	1,154.6	1,601.7	1,776.2	1,677.7	18,183.7	4,135.4	4,918.6	4,218.4	4,623.0	4,141.9
Austria	122	14.6	3.3	2.5	1.5 r	1.6 r	1.5 r	198.7	47.3	54.8	45.6 r	50.0 r	44.8 r
Belgium	124	313.2	83.0	84.4	101.4 r	112.4 r	106.2 r	928.8	250.2	219.2	145.3 r	159.3 r	142.7 r
Cyprus	423	56.6	6.4	14.1	3.6 r	4.0 r	3.7 r	476.5	134.9	54.9	4.6 r	5.1 r	4.6 r
Estonia	939	2.7	0.7	0.6	0.7 r	0.8 r	0.7 r	35.0	12.3	10.1	3.9 r	4.3 r	3.9 r
Finland	172	14.7	3.0	3.8	8.0 r	8.9 r	8.4 r	423.9	106.8	121.0	92.2 r	101.0 r	90.5 r
France	132	495.5	115.7	165.4	195.4 r	216.7 r	204.7 r	2,335.3	440.6	539.9	531.5 r	582.5 r	521.9 r
Germany	134	538.1	125.5	124.6	154.6 r	171.4 r	161.9 r	5,377.8	1,304.3	1,466.3	1,285.0 r	1,408.2 r	1,261.7 r
Greece	174	132.6	31.3	27.0	31.6 r	35.0 r	33.1 r	907.4	140.0	309.6	277.2 r	303.8 r	272.2 r
Ireland	178	29.5	4.8	16.0	40.8 r	45.3 r	42.8 r	200.7	48.4	35.1	20.8 r	22.7 r	20.4 r
Italy	136	1,588.2	313.0	351.9	470.0 r	521.1 r	492.2 r	3,045.3	655.2	833.7	762.2 r	835.3 r	748.3 r
Latvia	941	7.2	0.7	0.5	0.6 r	0.7 r	0.6 r	50.5	13.7	11.0	13.5 r	14.8 r	13.3 r
Lithuania	946	11.2	1.1	2.5	4.6 r	5.1 r	4.9 r	19.5	1.9	11.3	7.1 r	7.8 r	6.9 r
Luxembourg	137	1.7	0.2	0.3	0.2 r	0.3 r	0.3 r	22.8	1.3	1.5	1.2 r	1.3 r	1.2 r
Malta	181	345.6	80.0	112.3	233.2 r	258.6 r	244.3 r	954.8	212.4	292.5	180.5 r	197.9 r	177.3 r
Netherlands	138	386.4	57.1	99.2	144.9 r	160.7 r	151.8 r	1,095.1	283.2	262.2	264.2 r	289.5 r	259.4 r
Portugal	182	106.4	20.6	31.8	21.3 r	23.6 r	22.3 r	100.8	18.9	23.6	14.8 r	16.2 r	14.6 r
Slovak Republic	936	2.0	0.7	....	....	....	....	....	....	....	....	....	....
Slovenia	961	61.3	22.0	19.3	41.9 r	46.4 r	43.9 r	41.7	7.0	12.0	6.8 r	7.5 r	6.7 r
Spain	184	439.1	89.5	98.3	147.4 r	163.5 r	154.4 r	1,969.1	457.0	659.8	561.9 r	615.8 r	551.8 r
Australia	193	23.3	7.7	5.7	6.7 r	7.5 r	7.1 r	360.8	84.6	63.4	78.1 r	85.6 r	76.7 r
Canada	156	486.2	137.9	86.2	17.6 r	19.5 r	18.4 r	313.8	38.1	100.8	86.2 r	94.5 r	84.6 r
China,P.R.: Hong Kong	532	22.8	3.2	3.1	5.3 r	5.9 r	5.5 r	66.1	13.8	13.2	10.5 r	11.5 r	10.3 r
China,P.R.: Macao	546	....	....	....	....	....	....	0.0	....	0.0	....	....	....
Czech Republic	935	75.7	15.9	17.0	14.4 r	15.9 r	15.0 r	734.2	178.1	153.4	117.0 r	128.2 r	114.9 r
Denmark	128	14.4	3.7	3.3	3.7 r	4.1 r	3.8 r	218.9	37.5	67.3	64.8 r	71.0 r	63.6 r
Iceland	176	1.8	1.0	0.5	1.5 r	1.6 r	1.5 r	23.7	9.3	11.7	6.5 r	7.1 r	6.4 r
Israel	436	62.2	12.1	15.7	14.6 r	16.2 r	15.3 r	58.1	13.4	17.4	15.9 r	17.5 r	15.6 r
Japan	158	120.8	25.9	21.4	10.9 r	12.1 r	11.5 r	1,712.2	426.7	411.6	255.0 r	279.5 r	250.4 r
Korea, Republic of	542	36.2	12.5	3.0	2.9 r	3.2 r	3.0 r	2,317.1	567.8	582.5	431.8 r	473.2 r	424.0 r
New Zealand	196	1.7	0.5	0.3	0.3 r	0.3 r	0.3 r	339.9	59.0	71.4	92.2 r	101.0 r	90.5 r
Norway	142	8.3	2.6	1.5	0.9 r	1.0 r	0.9 r	170.7	14.4	66.2	29.6 r	32.4 r	29.0 r
Singapore	576	40.5	30.4	3.4	4.1 r	4.6 r	4.3 r	186.5	27.9	77.6	31.4 r	34.4 r	30.8 r
Sweden	144	24.1	5.7	5.5	6.8 r	7.6 r	7.2 r	644.6	124.8	156.7	144.2 r	158.0 r	141.6 r
Switzerland	146	221.4	35.1	49.4	5.6 r	6.2 r	5.9 r	733.3	211.3	148.1	101.5 r	111.3 r	99.7 r
Taiwan Prov.of China	528	8.6	1.2	1.5	1.0 r	1.1 r	1.0 r	418.6	102.6	98.6	81.3 r	89.1 r	79.9 r
United Kingdom	112	924.8	214.1	220.5	263.5 r	292.2 r	276.0 r	1,220.7	253.6	329.4	311.0 r	340.8 r	305.4 r
United States	111	1,080.4	264.1	280.1	322.4 r	357.5 r	337.7 r	4,097.2	883.6	887.6	696.3 r	763.1 r	683.7 r
Emerg. & Dev. Economies	200	12,872.4	2,891.1	3,253.7	3,645.4	4,042.4	3,818.3	37,972.2	9,320.9	9,610.0	8,046.4	8,818.2	7,900.5
Emerg. & Dev. Asia	505	1,561.2	424.8	295.8	333.5	369.8	349.3	13,668.8	3,296.0	3,490.7	2,934.4	3,215.8	2,881.1
American Samoa	859	0.0	....	0.0	0.1 r	0.1 r	0.1 r	....	....	....	....	....	....
Bangladesh	513	51.9	8.2	13.1	19.6 r	21.7 r	20.5 r	32.4	7.8	8.8	8.3 r	9.1 r	8.1 r
Bhutan	514	....	....	....	....	....	....	0.0	....	....	....	....	....
Brunei Darussalam	516	3.0	1.5	0.5	0.0 r	0.0 r	0.0 r	0.3	0.0	....	....	....	....
Cambodia	522	0.1	0.0	....	....	....	....	2.2	0.4	0.9	0.6 r	0.7 r	0.6 r
China,P.R.: Mainland	924	425.2	97.4	92.5	157.1 r	174.2 r	164.5 r	9,093.9	2,230.5	2,397.5	2,035.5 r	2,230.7 r	1,998.6 r
India	534	863.5	244.7	150.3	109.3 r	121.3 r	114.5 r	2,155.5	545.5	504.8	374.8 r	410.7 r	368.0 r
Indonesia	536	63.0	13.8	17.2	16.9 r	18.7 r	17.7 r	555.0	99.7	108.6	96.8 r	106.1 r	95.0 r
Lao People's Dem.Rep	544	....	....	....	....	....	....	0.0	0.0	....	....	....	....
Malaysia	548	78.1	33.6	11.8	16.1 r	17.9 r	16.9 r	381.9	77.5	109.1	121.8 r	133.5 r	119.6 r
Maldives	556	3.8	1.2	0.7	0.9 r	1.0 r	0.9 r	5.2	....	....	....	....	....
Mongolia	948	....	....	....	....	....	....	0.0	0.0	....	....	....	....
Nauru	836	....	....	....	....	....	....	0.0	....	....	....	....	....
Nepal	558	11.9	1.6	0.6	1.8 r	2.0 r	1.9 r	....	....	....	....	....	....
Philippines	566	2.9	0.5	0.4	0.8 r	0.9 r	0.8 r	25.4	5.6	4.6	5.0 r	5.4 r	4.9 r
Sri Lanka	524	16.3	2.8	4.5	5.5 r	6.1 r	5.7 r	32.4	10.1	12.2	8.2 r	9.0 r	8.1 r
Thailand	578	25.7	16.5	1.3	2.0 r	2.2 r	2.1 r	1,120.9	255.5	287.5	237.7 r	260.5 r	233.4 r

# Egypt (469)

In Millions of U.S. Dollars

		Exports (FOB)						Imports (CIF)					
		2015	2015Q3	2015Q4	2016Q1	2016Q2	2016Q3	2015	2015Q3	2015Q4	2016Q1	2016Q2	2016Q3
Vanuatu	846	....	....	....	....	....	....	0.1	....	....	....	....	....
Vietnam	582	15.7	2.8	2.8	3.4 r	3.7 r	3.5 r	263.5	63.3	56.7	45.7 r	50.1 r	44.9 r
Asia n.s.	598	0.1	0.1	0.0	0.1 r	0.1 r	0.1 r	....	....	....	....	....	....
<b>Europe</b>	170	<b>1,900.7</b>	<b>412.5</b>	<b>488.0</b>	<b>598.7</b>	<b>663.9</b>	<b>627.1</b>	<b>10,293.6</b>	<b>2,503.0</b>	<b>2,465.9</b>	<b>2,193.0</b>	<b>2,403.3</b>	<b>2,153.2</b>
<b>Emerg. &amp; Dev. Europe</b>	903	<b>1,492.0</b>	<b>364.7</b>	<b>406.1</b>	<b>468.2</b>	<b>519.1</b>	<b>490.4</b>	<b>4,888.9</b>	<b>1,218.0</b>	<b>1,184.3</b>	<b>1,039.2</b>	<b>1,138.8</b>	<b>1,020.3</b>
Albania	914	7.6	2.0	1.7	0.8 r	0.9 r	0.9 r	13.5	0.4	0.6	0.3 r	0.4 r	0.3 r
Bosnia and Herzegovina	963	1.0	0.1	0.1	0.1 r	0.2 r	0.1 r	28.7	8.0	7.7	6.3 r	6.9 r	6.2 r
Bulgaria	918	43.0	18.7	14.1	21.2 r	23.6 r	22.2 r	237.8	61.1	77.4	42.5 r	46.6 r	41.7 r
Croatia	960	16.5	3.9	3.6	5.4 r	6.0 r	5.7 r	107.6	28.5	25.7	19.8 r	21.7 r	19.4 r
Gibraltar	823	....	....	....	....	....	....	0.0	....	0.0	0.0 r	0.0 r	0.0 r
Hungary	944	18.7	6.4	4.5	5.1 r	5.6 r	5.3 r	236.4	61.4	40.5	43.9 r	48.1 r	43.1 r
Macedonia, FYR	962	1.0	0.1	0.1	0.3 r	0.3 r	0.3 r	0.6	0.1	0.1	0.0 r	0.0 r	0.0 r
Montenegro	943	0.8	0.1	0.1	0.2 r	0.2 r	0.2 r	4.1	1.2	0.9	0.7 r	0.8 r	0.7 r
Poland	964	87.3	20.0	24.4	25.5 r	28.3 r	26.7 r	330.9	39.0	77.7	55.0 r	60.2 r	54.0 r
Romania	968	90.2	22.3	29.2	33.6 r	37.2 r	35.1 r	708.0	162.0	170.4	190.0 r	208.3 r	186.6 r
Serbia, Republic of	942	5.8	0.9	1.6	0.7 r	0.8 r	0.7 r	76.2	37.0	4.1	3.2 r	3.5 r	3.1 r
Turkey	186	1,220.1	290.2	326.5	375.2 r	416.0 r	393.0 r	3,145.1	819.2	779.3	677.4 r	742.4 r	665.1 r
<b>CIS</b>	901	<b>408.7</b>	<b>47.9</b>	<b>82.0</b>	<b>130.5</b>	<b>144.7</b>	<b>136.7</b>	<b>5,393.2</b>	<b>1,282.2</b>	<b>1,279.0</b>	<b>1,152.6</b>	<b>1,263.2</b>	<b>1,131.7</b>
Armenia	911	1.7	0.1	0.4	0.2 r	0.2 r	0.2 r	....	....	....	....	....	....
Azerbaijan, Rep. of	912	23.2	21.6	0.3	0.1 r	0.1 r	0.1 r	0.6	0.0	0.3	0.5 r	0.6 r	0.5 r
Belarus	913	4.0	0.2	0.2	0.3 r	0.3 r	0.3 r	79.7	9.8	14.8	8.4 r	9.2 r	8.2 r
Georgia	915	7.0	1.1	1.2	1.9 r	2.1 r	2.0 r	8.3	0.0	7.4	0.3 r	0.3 r	0.3 r
Kazakhstan	916	5.3	0.4	1.0	1.0 r	1.1 r	1.1 r	5.8	1.4	3.0	0.1 r	0.1 r	0.1 r
Moldova	921	0.6	0.3	0.1	0.1 r	0.1 r	0.1 r	10.1	0.0	2.9	0.0 r	0.1 r	0.0 r
Russian Federation	922	340.1	20.5	74.7	121.5 r	134.8 r	127.3 r	3,069.2	815.4	765.1	659.5 r	722.8 r	647.5 r
Tajikistan	923	0.0	0.0	....	....	....	....	0.2	0.1	0.1	0.0 r	0.1 r	0.0 r
Turkmenistan	925	0.4	....	0.1	....	....	....	1.9	0.3	0.9	....	....	....
Ukraine	926	25.6	3.2	4.0	5.5 r	6.1 r	5.8 r	2,209.1	454.6	481.6	483.2 r	529.6 r	474.5 r
Uzbekistan	927	0.8	0.5	0.0	....	....	....	8.4	0.5	2.9	0.6 r	0.6 r	0.5 r
Europe n.s.	884	0.0	....	....	....	....	....	11.5	2.8	2.7	1.2 r	1.3 r	1.2 r
<b>Mid East, N Africa, Pak</b>	440	<b>8,145.7</b>	<b>1,738.2</b>	<b>2,141.8</b>	<b>2,393.7</b>	<b>2,654.4</b>	<b>2,507.2</b>	<b>9,209.5</b>	<b>2,164.1</b>	<b>2,151.1</b>	<b>1,899.6</b>	<b>2,081.8</b>	<b>1,865.1</b>
Afghanistan, I.R. of	512	5.9	1.8	0.6	0.1 r	0.1 r	0.1 r	0.4	0.2	0.0	0.1 r	0.1 r	0.1 r
Algeria	612	455.9	93.7	111.1	121.2 r	134.4 r	126.9 r	476.2	130.0	96.6	110.5 r	121.1 r	108.5 r
Bahrain, Kingdom of	419	47.4	10.4	12.2	13.2 r	14.6 r	13.8 r	141.1	28.6	30.6	44.1 r	48.3 r	43.3 r
Djibouti	611	21.5	4.0	5.4	8.2 r	9.1 r	8.6 r	6.4	2.9	1.6	0.0 r	0.0 r	0.0 r
Iran, I.R. of	429	4.1	1.3	1.8	3.5 r	3.9 r	3.6 r	36.8	4.8	5.2	5.6 r	6.2 r	5.5 r
Iraq	433	464.5	108.3	112.1	110.1 r	122.0 r	115.3 r	694.8	94.1	147.9	57.9 r	63.4 r	56.8 r
Jordan	439	548.1	121.1	125.0	145.7 r	161.6 r	152.6 r	93.3	18.0	22.2	19.2 r	21.0 r	18.8 r
Kuwait	443	464.9	89.9	113.7	123.9 r	137.4 r	129.8 r	1,737.7	476.6	323.5	268.7 r	294.5 r	263.8 r
Lebanon	446	428.4	91.7	116.5	96.5 r	107.0 r	101.1 r	122.1	30.2	31.9	23.1 r	25.4 r	22.7 r
Libya	672	558.7	106.3	147.9	165.5 r	183.5 r	173.4 r	88.8	8.6	61.2	73.3 r	80.3 r	72.0 r
Mauritania	682	12.7	2.7	3.6	2.3 r	2.6 r	2.4 r	0.5	0.2	0.2	0.1 r	0.1 r	0.1 r
Morocco	686	341.1	69.3	111.8	95.8 r	106.3 r	100.4 r	314.4	63.2	128.9	154.8 r	169.7 r	152.0 r
Oman	449	137.3	28.4	46.1	47.6 r	52.8 r	49.9 r	59.8	10.3	8.6	7.2 r	7.9 r	7.1 r
Pakistan	564	126.7	43.2	36.9	41.9 r	46.5 r	43.9 r	125.6	27.2	25.2	20.6 r	22.5 r	20.2 r
Qatar	453	294.5	73.0	80.7	98.9 r	109.6 r	103.5 r	731.2	223.3	261.0	286.2 r	313.7 r	281.1 r
Saudi Arabia	456	1,911.6	416.4	447.0	546.9 r	606.5 r	572.8 r	2,862.8	632.9	725.8	627.8 r	688.1 r	616.5 r
Somalia	726	54.1	10.4	17.5	20.0 r	22.2 r	21.0 r	0.5	0.1	0.1	0.1 r	0.1 r	0.1 r
Sudan	732	510.6	107.2	140.4	144.3 r	160.0 r	151.1 r	18.3	0.6	3.5	0.1 r	0.1 r	0.1 r
Syrian Arab Republic	463	239.0	55.5	57.2	57.7 r	64.0 r	60.4 r	149.9	44.5	30.8	22.8 r	25.0 r	22.4 r
Tunisia	744	149.2	34.0	28.8	31.8 r	35.2 r	33.3 r	78.9	15.0	25.0	9.4 r	10.3 r	9.2 r
United Arab Emirates	466	1,084.0	216.9	330.8	438.2 r	486.0 r	459.0 r	1,438.9	347.7	214.9	164.4 r	180.2 r	161.4 r
West Bank and Gaza	487	131.3	22.2	36.8	30.4 r	33.7 r	31.8 r	0.1	0.0	0.0	....	....	....
Yemen, Republic of	474	154.0	30.5	58.1	50.1 r	55.5 r	52.5 r	31.0	5.0	6.4	3.4 r	3.8 r	3.4 r
<b>Sub-Saharan Africa</b>	603	<b>1,103.5</b>	<b>271.2</b>	<b>307.3</b>	<b>293.8</b>	<b>325.8</b>	<b>307.8</b>	<b>731.3</b>	<b>169.1</b>	<b>262.3</b>	<b>163.0</b>	<b>178.6</b>	<b>160.0</b>
Angola	614	32.0	5.8	7.5	10.1 r	11.2 r	10.6 r	0.0	0.0	0.0	....	....	....
Benin	638	13.9	4.1	2.1	1.8 r	2.0 r	1.9 r	17.3	3.3	6.5	1.9 r	2.1 r	1.9 r
Botswana	616	0.0	....	0.0	....	....	....	0.0	....	....	....	....	....
Burkina Faso	748	9.1	2.9	2.6	2.4 r	2.6 r	2.5 r	17.8	6.5	1.4	0.9 r	1.0 r	0.9 r
Burundi	618	6.3	1.7	1.4	0.5 r	0.6 r	0.5 r	0.2	0.2	....	....	....	....

# Egypt (469)

In Millions of U.S. Dollars

		Exports (FOB)						Imports (CIF)					
		2015	2015Q3	2015Q4	2016Q1	2016Q2	2016Q3	2015	2015Q3	2015Q4	2016Q1	2016Q2	2016Q3
Cabo Verde	624	1.6	0.3	0.5	0.8 r	0.9 r	0.8 r	....	....	....	....	....	....
Cameroon	622	25.0	5.4	4.5	6.0 r	6.7 r	6.3 r	3.1	1.9	0.3	0.1 r	0.1 r	0.1 r
Central African Rep.	626	0.2	0.0	0.0	0.1 r	0.2 r	0.2 r	0.1	....	0.0	0.0 r	0.0 r	0.0 r
Chad	628	8.4	2.8	1.7	1.7 r	1.9 r	1.8 r	0.4	0.3	0.1	....	....	....
Comoros	632	0.7	0.0	0.2	0.1 r	0.2 r	0.1 r	0.4	....	0.4	0.3 r	0.3 r	0.3 r
Congo, Dem. Rep. of	636	15.7	4.1	2.3	1.4 r	1.5 r	1.4 r	22.9	3.1	5.5	3.3 r	3.6 r	3.2 r
Congo, Republic of	634	18.9	4.6	6.1	5.4 r	6.0 r	5.6 r	16.4	8.5	3.5	5.3 r	5.9 r	5.2 r
Côte d'Ivoire	662	41.8	9.7	13.2	8.5 r	9.4 r	8.9 r	4.3	1.1	1.4	1.4 r	1.5 r	1.3 r
Equatorial Guinea	642	....	....	....	....	....	....	29.8	29.8	....	....	....	....
Eritrea	643	47.2	12.9	15.6	15.0 r	16.6 r	15.7 r	5.2	0.4	1.5	1.3 r	1.4 r	1.3 r
Ethiopia	644	110.9	29.6	23.7	28.3 r	31.4 r	29.7 r	33.5	9.4	1.9	2.8 r	3.1 r	2.7 r
Gabon	646	11.9	2.8	2.7	1.6 r	1.7 r	1.6 r	0.2	0.2	....	....	....	....
Gambia, The	648	6.0	1.9	0.7	0.5 r	0.6 r	0.5 r	0.0	0.0	....	....	....	....
Ghana	652	58.5	15.1	21.4	35.8 r	39.7 r	37.5 r	15.4	4.0	3.2	2.4 r	2.6 r	2.3 r
Guinea	656	7.2	2.0	1.7	1.6 r	1.8 r	1.7 r	0.0	....	0.0	0.0 r	0.0 r	0.0 r
Guinea-Bissau	654	0.3	0.1	0.1	0.2 r	0.2 r	0.2 r	0.1	....	....	....	....	....
Kenya	664	235.8	53.5	66.0	66.6 r	73.8 r	69.7 r	262.3	51.1	74.0	58.0 r	63.6 r	57.0 r
Liberia	668	4.2	1.2	0.9	1.6 r	1.8 r	1.7 r	....	....	....	....	....	....
Malawi	676	3.0	0.7	0.9	0.6 r	0.6 r	0.6 r	11.8	2.3	3.2	1.8 r	2.0 r	1.8 r
Mali	678	12.4	3.6	5.3	11.3 r	12.6 r	11.9 r	....	....	....	....	....	....
Mauritius	684	18.7	5.2	4.3	5.2 r	5.8 r	5.5 r	2.3	0.7	0.5	0.4 r	0.4 r	0.4 r
Mozambique	688	3.2	0.5	0.7	0.3 r	0.4 r	0.4 r	0.2	0.0	....	....	....	....
Namibia	728	0.1	0.0	0.0	....	....	....	0.9	0.0	....	....	....	....
Niger	692	15.7	5.1	1.7	1.2 r	1.4 r	1.3 r	0.0	....	0.0	....	....	....
Nigeria	694	85.1	32.5	26.4	25.6 r	28.4 r	26.9 r	83.6	1.9	79.6	0.8 r	0.9 r	0.8 r
Rwanda	714	19.7	5.9	4.6	5.3 r	5.9 r	5.5 r	0.1	0.0	0.1	....	....	....
Senegal	722	29.8	8.0	9.3	13.4 r	14.8 r	14.0 r	1.6	0.2	1.0	....	....	....
Seychelles	718	3.3	0.8	0.9	1.0 r	1.1 r	1.0 r	....	....	....	....	....	....
Sierra Leone	724	3.2	0.7	0.9	1.3 r	1.4 r	1.4 r	0.2	0.0	....	....	....	....
South Africa	199	120.8	19.1	28.9	12.5 r	13.8 r	13.1 r	94.9	19.5	37.2	37.2 r	40.8 r	36.6 r
Swaziland	734	29.1	1.4	24.9	0.7 r	0.8 r	0.7 r	0.1	0.0	0.0	0.0 r	0.0 r	0.0 r
Tanzania	738	23.7	5.9	5.7	4.0 r	4.4 r	4.2 r	1.3	0.6	0.2	0.0 r	0.0 r	0.0 r
Togo	742	7.3	2.0	1.9	1.5 r	1.7 r	1.6 r	0.1	....	....	....	....	....
Uganda	746	45.5	14.3	10.8	14.7 r	16.3 r	15.4 r	1.5	0.4	0.4	0.2 r	0.2 r	0.2 r
Zambia	754	14.6	3.4	2.1	1.9 r	2.1 r	2.0 r	103.0	23.5	40.3	44.7 r	48.9 r	43.8 r
Zimbabwe	698	12.4	1.6	2.9	3.2 r	3.6 r	3.4 r	0.2	0.1	0.0	....	....	....
Africa n.s.	799	....	....	....	....	....	....	0.0	....	0.0	....	....	....
<b>Western Hemisphere</b>	<b>205</b>	<b>161.4</b>	<b>44.4</b>	<b>20.7</b>	<b>25.8</b>	<b>28.6</b>	<b>27.0</b>	<b>4,068.9</b>	<b>1,188.8</b>	<b>1,240.0</b>	<b>856.5</b>	<b>938.6</b>	<b>841.0</b>
Antigua and Barbuda	311	0.1	0.0	0.0	0.0 r	0.0 r	0.0 r	....	....	....	....	....	....
Argentina	213	3.9	0.6	1.0	1.6 r	1.8 r	1.7 r	1,175.4	380.4	432.3	315.0 r	345.2 r	309.3 r
Bahamas, The	313	0.1	....	....	....	....	....	0.0	....	....	....	....	....
Barbados	316	0.1	0.1	0.0	....	....	....	0.0	....	0.0	0.0 r	0.0 r	0.0 r
Belize	339	0.1	....	....	....	....	....	0.4	0.0	0.0	0.0 r	0.0 r	0.0 r
Bermuda	319	0.0	....	0.0	....	....	....	....	....	....	....	....	....
Bolivia	218	0.1	0.0	0.0	0.0 r	0.0 r	0.0 r	0.1	0.1	0.0	....	....	....
Brazil	223	94.6	30.3	6.7	9.5 r	10.6 r	10.0 r	2,525.4	681.8	742.7	481.4 r	527.6 r	472.7 r
Chile	228	8.2	1.7	1.0	0.5 r	0.6 r	0.5 r	21.8	8.2	2.5	1.6 r	1.7 r	1.5 r
Colombia	233	7.4	1.3	1.6	1.9 r	2.1 r	2.0 r	13.8	2.2	2.4	1.0 r	1.1 r	0.9 r
Costa Rica	238	1.5	0.4	0.5	0.2 r	0.2 r	0.2 r	0.9	0.3	0.3	....	....	....
Dominica	321	0.5	0.3	0.1	0.2 r	0.2 r	0.2 r	2.4	1.0	0.9	0.7 r	0.8 r	0.7 r
Dominican Republic	243	2.8	0.7	0.5	0.0 r	0.1 r	0.1 r	1.7	0.1	0.1	0.0 r	0.1 r	0.0 r
Ecuador	248	1.0	0.2	0.2	0.1 r	0.1 r	0.1 r	53.8	27.0	11.1	4.3 r	4.7 r	4.2 r
El Salvador	253	0.2	0.1	....	....	....	....	0.1	0.0	....	....	....	....
Grenada	328	....	....	....	....	....	....	2.0	....	0.1	0.0 r	0.0 r	0.0 r
Guatemala	258	6.0	0.8	1.2	0.9 r	1.0 r	1.0 r	7.8	1.2	1.8	0.9 r	0.9 r	0.8 r
Haiti	263	2.4	0.7	0.5	0.9 r	1.0 r	0.9 r	0.0	....	....	....	....	....
Honduras	268	0.2	0.1	0.1	0.0 r	0.0 r	0.0 r	0.4	0.0	0.1	0.0 r	0.0 r	0.0 r
Jamaica	343	0.4	0.1	0.2	0.1 r	0.1 r	0.1 r	0.0	0.0	0.0	....	....	....
Mexico	273	15.2	3.5	3.2	4.6 r	5.1 r	4.8 r	54.0	9.2	15.1	12.1 r	13.2 r	11.8 r
Netherlands Antilles	353	0.0	....	0.0	0.0 r	0.0 r	0.0 r	....	....	....	....	....	....

# Egypt (469)

In Millions of U.S. Dollars

		Exports (FOB)						Imports (CIF)					
		2015	2015Q3	2015Q4	2016Q1	2016Q2	2016Q3	2015	2015Q3	2015Q4	2016Q1	2016Q2	2016Q3
Nicaragua	278	0.0	0.0	....	....	....	....	0.1	....	....	....	....	....
Panama	283	8.1	1.4	1.6	2.7 r	3.0 r	2.8 r	0.3	....	0.1	0.3 r	0.3 r	0.3 r
Paraguay	288	0.6	0.2	0.2	0.1 r	0.1 r	0.1 r	46.5	0.0	9.5	23.6 r	25.9 r	23.2 r
Peru	293	3.3	0.8	0.9	1.0 r	1.2 r	1.1 r	9.8	2.6	1.2	1.3 r	1.5 r	1.3 r
Suriname	366	0.2	0.0	0.0	0.1 r	0.1 r	0.1 r	0.0	0.0	0.0	0.0 r	0.0 r	0.0 r
Trinidad and Tobago	369	1.3	0.5	0.3	0.3 r	0.3 r	0.3 r	32.9	32.6	....	....	....	....
Uruguay	298	2.4	0.5	0.7	0.9 r	1.0 r	0.9 r	75.1	21.1	11.9	14.2 r	15.6 r	14.0 r
Venezuela, Rep. Bol.	299	0.6	0.1	0.1	0.0 r	0.0 r	0.0 r	42.2	20.4	6.8	0.0 r	0.0 r	0.0 r
Western Hem. n.s.	399	0.0	....	....	....	....	....	2.3	0.4	1.1	....	....	....
<b>Other Countries n.i.e</b>	<b>910</b>	<b>0.6</b>	<b>0.1</b>	<b>0.3</b>	<b>0.7</b>	<b>0.8</b>	<b>0.8</b>	<b>5.7</b>	<b>1.3</b>	<b>1.3</b>	<b>2.1</b>	<b>2.4</b>	<b>2.1</b>
Cuba	928	0.4	0.1	0.2	0.7 r	0.8 r	0.8 r	0.1	0.0	....	....	....	....
Korea, Dem. People's Rep.	954	0.3	0.1	0.0	0.0 r	0.0 r	0.0 r	5.6	1.3	1.3	2.1 r	2.4 r	2.1 r
<b>Special Categories</b>	<b>899</b>	<b>546.4</b>	<b>142.2</b>	<b>99.8</b>	<b>80.0 r</b>	<b>88.7 r</b>	<b>83.8 r</b>	<b>0.1</b>	<b>....</b>	<b>0.1</b>	<b>....</b>	<b>....</b>	<b>....</b>
<b>Countries &amp; Areas n.s.</b>	<b>898</b>	<b>0.6</b>	<b>0.4</b>	<b>0.1</b>	<b>0.0 r</b>	<b>0.0 r</b>	<b>0.0 r</b>	<b>10.1</b>	<b>1.9</b>	<b>1.8</b>	<b>1.1 r</b>	<b>1.2 r</b>	<b>1.1 r</b>
<b>Memorandum Items</b>													
Africa	605	2,648.6	592.5	725.8	717.4	795.5	751.4	1,626.5	381.0	518.2	438.0	480.0	430.1
Middle East	405	6,467.9	1,371.9	1,685.8	1,928.1	2,138.1	2,019.6	8,188.3	1,924.7	1,870.0	1,603.9	1,757.8	1,574.8
European Union	998	5,841.1	1,269.2	1,476.6	1,981.0	2,196.7	2,074.9	22,622.8	5,081.5	6,017.0	5,206.5	5,706.0	5,112.1
Export earnings: fuel	080	6,115.7	1,270.0	1,584.5	1,888.4	2,094.1	1,978.0	11,650.1	2,902.2	2,754.4	2,320.9	2,543.5	2,278.8
Export earnings: nonfuel	092	15,004.0	3,496.0	3,642.1	4,121.6	4,570.5	4,317.1	58,138.1	13,604.0	15,034.2	12,500.5	13,699.5	12,273.8

# El Salvador (253)

In Millions of U.S. Dollars

		Exports (FOB)						Imports (CIF)					
		2015	2015Q3	2015Q4	2016Q1	2016Q2	2016Q3	2015	2015Q3	2015Q4	2016Q1	2016Q2	2016Q3
IFS World		5,484.9	1,397.4	1,260.4	1,279.8	1,446.4	1,353.9	10,415.6	2,647.5	2,557.8	2,327.8	2,574.4	2,451.0
World	001	5,484.7	1,397.4	1,260.4	1,279.8	1,446.4	1,353.3	10,409.0	2,644.8	2,555.4	2,291.9	2,522.5	2,406.3
Advanced Economies	110	2,892.6	733.9	635.4	680.2	782.0	741.4	5,545.6	1,425.1	1,352.1	1,138.7	1,277.6	1,198.8
Euro Area	163	140.9	27.6	22.6	30.7	43.0	31.3	536.3	146.1	145.4	78.0	90.1	85.6
Austria	122	0.4	....	0.0	0.1	0.1	0.0	10.4	2.8	2.8	2.6	3.9	2.1
Belgium	124	11.6	1.1	2.0	3.4	2.1	1.3	16.5	5.0	4.0	3.2	7.7	4.4
Cyprus	423	0.1	0.1	....	....	0.0	....	0.1	0.0	0.0	0.0	0.0	0.0
Estonia	939	....	....	....	....	....	....	0.1	0.1	0.0	0.0	0.0	0.3
Finland	172	2.0	0.1	0.3	0.8	0.3	0.5	26.8	6.2	13.7	1.4	1.7	2.0
France	132	9.4	2.1	1.7	2.0	2.0	1.7	38.0	9.0	8.9	7.5	9.5	9.8
Germany	134	27.0	4.1	2.8	6.9	7.7	5.4	175.5	48.5	47.3	....	....	....
Greece	174	0.2	0.2	....	0.1	0.2	0.1	1.2	0.1	0.3	0.2	0.5	0.1
Ireland	178	....	....	....	0.1	0.2	0.0	15.4	2.4	2.8	3.2	3.2	2.5
Italy	136	24.2	6.3	4.8	6.7	7.9	8.1	71.1	18.5	17.7	22.7	22.8	18.8
Latvia	941	....	....	....	....	....	....	0.3	0.1	0.1	0.0	0.0	0.1
Lithuania	946	0.1	0.0	....	0.0	0.1	....	0.1	0.0	0.0	0.0	0.0	0.0
Luxembourg	137	0.0	0.0	0.0	0.0	....	0.0	0.1	0.0	0.0	0.0	0.1	0.0
Malta	181	....	....	....	....	....	....	0.0	....	....	....	....	....
Netherlands	138	25.5	2.7	3.0	2.8	12.9	3.8	34.4	9.3	7.8	8.9	9.5	6.5
Portugal	182	1.3	0.3	0.2	0.1	0.5	0.8	14.0	4.6	2.4	1.5	3.3	5.2
Slovak Republic	936	0.2	....	0.1	0.1	0.0	0.1	0.2	0.2	0.0	0.3	0.2	0.2
Slovenia	961	0.0	0.0	....	0.0	0.0	....	0.2	0.1	0.1	0.4	0.0	0.5
Spain	184	38.9	10.4	7.6	7.8	9.2	9.5	131.8	39.1	37.4	26.0	27.8	33.0
Australia	193	18.3	1.3	1.0	1.3	1.9	1.9	25.2	6.0	6.8	3.1	7.9	4.5
Canada	156	47.6	5.1	5.9	7.4	6.7	4.7	60.2	14.5	16.0	12.3	15.1	13.7
China,P.R.: Hong Kong	532	3.2	0.9	0.7	0.9	1.1	1.1	117.7	28.6	27.2	31.6	30.9	25.9
China,P.R.: Macao	546	0.3	....	....	0.0	0.0	....	0.1	0.0	0.0	....	....	....
Czech Republic	935	0.2	0.1	0.0	0.1	0.0	0.1	30.4	9.9	8.2	13.8	10.6	10.5
Denmark	128	0.0	0.0	0.0	0.1	0.1	....	24.2	12.5	3.8	2.9	3.8	4.1
Iceland	176	....	....	....	....	....	....	0.0	0.0	0.0	....	0.0	0.0
Israel	436	0.1	0.1	0.0	0.0	0.0	0.0	4.8	1.2	1.1	1.2	3.4	2.3
Japan	158	21.9	3.1	2.0	4.1	7.3	3.7	155.1	37.4	39.7	34.3	36.4	40.5
Korea, Republic of	542	10.1	3.0	2.1	2.0	3.3	2.7	163.7	48.6	26.6	30.6	32.0	34.5
New Zealand	196	20.8	0.2	0.1	0.3	0.3	0.2	20.3	4.9	5.3	5.6	4.7	3.0
Norway	142	0.7	0.0	....	0.0	0.4	....	1.0	0.5	0.3	0.0	0.5	0.0
Singapore	576	0.4	0.1	0.1	0.0	0.2	0.1	44.9	11.2	12.2	10.3	11.0	9.7
Sweden	144	5.8	0.3	0.1	0.0	0.1	0.0	30.0	5.9	8.3	5.1	7.4	3.9
Switzerland	146	0.4	0.1	0.0	0.2	0.2	0.0	46.1	11.6	14.1	15.2	13.9	8.4
Taiwan Prov.of China	528	30.1	12.9	3.2	17.7	6.3	7.4	140.0	39.2	33.4	29.0	34.1	35.3
United Kingdom	112	10.9	0.8	0.8	15.7	5.8	5.2	42.8	15.1	10.3	8.8	9.2	10.7
United States	111	2,580.6	678.3	596.8	599.6	705.1	683.1	4,102.8	1,032.0	993.1	856.9	966.5	906.1
Emerg. & Dev. Economies	200	2,584.6	661.4	623.0	598.2	662.1	608.6	4,833.7	1,219.3	1,202.8	1,152.7	1,244.7	1,206.4
Emerg. & Dev. Asia	505	64.0	17.3	2.3	2.5	27.0	2.8	1,082.7	260.2	298.2	251.6	258.0	278.7
Bangladesh	513	0.2	....	0.2	0.0	0.3	0.0	2.8	0.8	0.8	0.3	0.5	0.8
Cambodia	522	....	....	....	....	....	....	2.7	0.6	1.9	0.7	1.0	0.7
China,P.R.: Mainland	924	43.9	1.9	1.3	1.1	1.6	1.2	845.1	207.1	235.9	203.5	203.8	221.5
Fiji	819	....	....	....	....	....	0.0	0.0	....	....	....	....	....
F.T. French Polynesia	887	0.0	0.0	0.0	....	0.0	0.0	0.0	....	....	....	....	....
F.T. New Caledonia	839	0.0	0.0	....	....	....	....	0.0	....	....	....	....	....
India	534	3.4	1.0	0.5	0.5	1.6	0.8	109.3	22.7	30.1	25.4	25.7	27.6
Indonesia	536	0.2	0.0	....	0.2	22.9	0.0	21.1	5.7	5.8	3.7	4.2	4.3
Lao People's Dem.Rep	544	....	....	....	....	....	....	0.0	0.0	....	0.0	0.0	....
Malaysia	548	14.5	13.8	0.1	0.4	0.4	0.5	17.3	3.7	5.1	2.8	3.8	3.2
Maldives	556	....	....	....	....	....	....	0.0	....	....	....	....	....
Myanmar	518	....	....	....	....	....	....	0.1	....	....	0.0	0.0	0.0
Nepal	558	....	....	....	....	....	....	....	....	....	0.1	0.2	....
Papua New Guinea	853	0.0	....	0.0	....	....	....	0.1	0.1	....	0.2	0.3	0.0
Philippines	566	0.2	0.1	0.0	0.0	0.1	0.0	4.0	0.8	0.8	0.8	0.7	0.3
Sri Lanka	524	0.0	0.0	....	0.0	....	....	2.6	0.6	1.2	0.6	0.6	0.7
Thailand	578	0.5	0.0	0.0	0.1	0.0	0.0	53.0	12.2	11.0	9.6	11.0	12.7

# El Salvador (253)

In Millions of U.S. Dollars

		Exports (FOB)						Imports (CIF)					
		2015	2015Q3	2015Q4	2016Q1	2016Q2	2016Q3	2015	2015Q3	2015Q4	2016Q1	2016Q2	2016Q3
Vietnam	582	1.1	0.5	0.1	0.1	0.2	0.3	24.5	5.9	5.6	3.8	6.3	6.8
Asia n.s.	598	....	....	....	....	....	....	0.1	0.0	0.0	0.0	....	....
<b>Europe</b>	170	<b>1.0</b>	<b>0.4</b>	<b>0.1</b>	<b>0.1</b>	<b>0.3</b>	<b>0.1</b>	<b>28.5</b>	<b>7.6</b>	<b>6.3</b>	<b>5.8</b>	<b>7.1</b>	<b>8.7</b>
<b>Emerg. &amp; Dev. Europe</b>	903	<b>0.3</b>	<b>0.1</b>	<b>0.0</b>	<b>0.1</b>	<b>0.3</b>	<b>0.1</b>	<b>11.2</b>	<b>3.4</b>	<b>2.6</b>	<b>2.6</b>	<b>2.6</b>	<b>3.0</b>
Bosnia and Herzegovina	963	0.0	0.0	....	....	....	....	0.0	....	....	....	0.0	....
Bulgaria	918	....	....	....	....	0.0	....	0.5	0.1	0.1	0.1	0.1	0.0
Croatia	960	0.0	....	....	....	....	....	0.3	0.0	0.3	0.0	....	0.0
Gibraltar	823	....	....	....	....	....	....	0.1	....	0.0	....	....	....
Hungary	944	0.0	....	....	0.0	....	0.0	1.3	0.5	0.1	0.1	0.2	0.3
Macedonia, FYR	962	0.0	....	0.0	....	0.0	....	0.0	0.0	....	....	....	....
Poland	964	0.0	....	0.0	0.0	0.0	0.0	3.4	0.7	0.6	0.4	0.8	0.8
Romania	968	....	....	....	....	0.0	....	0.3	0.1	0.1	0.1	0.1	0.1
Turkey	186	0.3	0.1	0.0	0.0	0.3	0.0	5.3	1.9	1.5	1.8	1.5	1.7
<b>CIS</b>	901	<b>0.6</b>	<b>0.3</b>	<b>0.0</b>	<b>0.0</b>	<b>0.1</b>	<b>0.0</b>	<b>17.1</b>	<b>4.2</b>	<b>3.6</b>	<b>3.2</b>	<b>4.5</b>	<b>5.6</b>
Armenia	911	0.0	....	0.0	....	....	....	....	....	....	....	....	....
Belarus	913	....	....	....	....	....	....	0.1	0.0	0.0	....	....	....
Georgia	915	....	....	....	0.0	....	....	0.0	....	....	0.0	....	....
Kazakhstan	916	....	....	....	....	....	....	0.0	....	....	....	....	....
Russian Federation	922	0.6	0.2	0.0	0.0	0.0	0.0	15.9	3.9	3.4	3.1	4.4	5.5
Ukraine	926	0.1	0.0	....	....	0.0	....	1.1	0.3	0.1	0.1	0.1	0.2
Europe n.s.	884	0.0	....	0.0	....	....	....	0.2	0.0	0.1	0.1	0.0	0.1
<b>Mid East, N Africa, Pak</b>	440	<b>4.0</b>	<b>0.7</b>	<b>0.6</b>	<b>1.1</b>	<b>1.9</b>	<b>0.7</b>	<b>30.1</b>	<b>7.4</b>	<b>6.4</b>	<b>6.3</b>	<b>7.7</b>	<b>7.3</b>
Afghanistan, I.R. of	512	....	....	....	....	....	....	0.0	0.0	0.0	....	....	....
Algeria	612	0.2	....	0.2	....	0.1	....	....	....	....	....	0.0	....
Bahrain, Kingdom of	419	0.0	0.0	....	....	....	....	....	....	....	0.0	....	....
Egypt	469	0.0	0.0	0.0	0.0	0.0	0.0	0.2	0.1	0.0	0.1	0.6	0.6
Iran, I.R. of	429	0.0	....	0.0	0.0	....	....	....	....	....	0.0	....	0.1
Jordan	439	2.7	0.3	0.2	0.8	1.5	0.4	0.0	0.0	0.0	0.0	0.0	0.1
Kuwait	443	0.0	....	0.0	0.0	0.0	0.0	0.0	....	....	....	....	....
Lebanon	446	0.4	0.1	0.1	0.0	....	0.1	0.0	....	....	....	....	....
Morocco	686	0.1	0.1	0.0	0.1	0.0	0.0	1.0	0.6	0.1	0.9	0.2	0.8
Oman	449	0.1	0.1	....	....	0.0	....	1.3	0.1	0.6	0.3	0.4	0.4
Pakistan	564	0.0	0.0	....	0.1	0.0	0.0	3.7	0.9	1.4	0.9	0.6	1.5
Qatar	453	....	....	....	0.0	....	0.1	0.8	0.1	0.0	....	0.0	0.1
Saudi Arabia	456	0.1	0.0	0.0	0.0	0.1	0.0	10.4	2.0	1.3	2.2	2.1	0.7
Somalia	726	....	....	....	....	....	....	0.0	0.0	0.0	....	0.0	0.0
Sudan	732	....	....	....	....	....	....	0.2	0.1	....	0.0	....	0.0
Syrian Arab Republic	463	0.0	0.0	0.0	0.0	....	0.0	....	....	....	....	....	....
Tunisia	744	0.0	0.0	....	....	0.0	....	0.0	0.0	....	....	0.0	....
United Arab Emirates	466	0.3	0.1	0.1	0.1	0.0	0.0	12.4	3.4	3.0	1.8	3.7	2.9
<b>Sub-Saharan Africa</b>	603	<b>6.3</b>	<b>0.7</b>	<b>0.2</b>	<b>0.7</b>	<b>0.8</b>	<b>1.0</b>	<b>6.1</b>	<b>2.6</b>	<b>1.3</b>	<b>0.6</b>	<b>0.5</b>	<b>0.5</b>
Angola	614	0.0	0.0	....	0.0	0.0	0.0	0.0	0.0	....	....	....	....
Cabo Verde	624	0.0	....	....	0.0	....	....	0.2	....	0.0	0.0	....	....
Cameroon	622	0.0	....	0.0	....	....	....	0.0	0.0	....	0.4	0.0	....
Central African Rep.	626	....	....	....	....	....	....	0.0	....	....	....	....	....
Côte d'Ivoire	662	0.0	....	0.0	....	....	....	0.0	0.0	....	....	....	....
Ethiopia	644	....	....	....	....	....	....	3.9	1.9	1.0	....	....	....
Gambia, The	648	0.2	....	0.1	....	0.0	0.0	....	....	....	0.0	0.0	....
Ghana	652	0.0	....	0.0	....	....	0.0	0.0	....	....	....	....	....
Kenya	664	0.0	0.0	....	0.0	0.0	....	0.0	....	....	....	0.0	0.0
Mali	678	3.8	....	....	....	0.2	0.0	....	....	....	0.0	0.0	....
Mauritius	684	....	....	....	....	....	....	0.1	0.1	....	....	....	....
Namibia	728	....	....	....	....	....	....	0.0	....	....	....	....	....
Nigeria	694	....	....	....	0.0	0.0	....	0.3	0.0	0.1	0.1	0.1	0.2
Senegal	722	0.1	....	0.1	....	....	....	0.5	0.3	0.0	....	0.0	0.0
Seychelles	718	0.0	0.0	0.0	0.0	....	....	0.0	0.0	....	....	0.0	....
Sierra Leone	724	....	....	....	....	....	....	0.0	....	0.0	....	....	....
South Africa	199	2.1	0.6	0.0	0.6	0.6	0.9	1.1	0.3	0.2	0.2	0.4	0.3
Tanzania	738	....	....	....	....	....	....	0.0	....	....	....	....	....
Uganda	746	....	....	....	....	....	....	0.0	0.0	0.0	....	....	....

# El Salvador (253)

In Millions of U.S. Dollars

		Exports (FOB)						Imports (CIF)					
		2015	2015Q3	2015Q4	2016Q1	2016Q2	2016Q3	2015	2015Q3	2015Q4	2016Q1	2016Q2	2016Q3
Zambia	754	....	....	....	....	....	0.1	....	....	....	....	....	....
Zimbabwe	698	....	....	....	....	0.0	....	0.0	....	0.0	....	0.0	0.1
Africa n.s.	799	....	....	....	....	....	....	0.0	....	....	....	....	....
<b>Western Hemisphere</b>	<b>205</b>	<b>2,509.2</b>	<b>642.2</b>	<b>619.8</b>	<b>593.8</b>	<b>632.1</b>	<b>604.0</b>	<b>3,686.3</b>	<b>941.5</b>	<b>890.6</b>	<b>888.4</b>	<b>971.4</b>	<b>911.2</b>
Antigua and Barbuda	311	0.0	....	0.0	....	....	....	....	....	....	....	....	....
Argentina	213	0.3	0.0	0.0	0.2	0.1	0.1	25.2	7.3	6.1	5.2	6.5	5.9
Aruba	314	0.3	0.1	0.1	0.0	0.3	0.2	1.0	....	1.0	2.7	....	....
Bahamas, The	313	0.5	0.1	0.1	0.1	0.1	0.0	0.2	0.1	0.0	0.0	....	....
Barbados	316	0.2	0.1	0.0	0.1	0.1	0.2	0.1	0.0	0.0	0.0	0.0	0.0
Belize	339	13.0	3.0	2.9	3.5	1.8	1.7	0.9	0.3	0.4	0.2	0.1	0.1
Bermuda	319	0.0	0.0	0.0	....	....	....	....	....	....	....	....	....
Bolivia	218	0.7	0.1	0.2	0.2	0.2	0.2	0.2	0.1	0.0	0.2	1.1	1.0
Brazil	223	4.4	0.9	1.0	1.1	1.6	1.2	170.4	52.1	40.7	58.5	35.4	32.3
Chile	228	6.4	1.8	1.4	2.0	1.6	1.9	51.1	13.5	13.5	16.6	16.4	18.4
Colombia	233	12.5	3.5	2.6	2.9	5.2	3.1	113.0	26.4	28.8	28.3	31.9	32.3
Costa Rica	238	248.1	59.5	67.4	59.9	62.1	57.7	258.2	64.2	68.3	62.6	63.3	56.9
Dominica	321	0.1	....	0.0	0.0	0.0	0.0	0.1	0.0	....	....	....	....
Dominican Republic	243	86.1	22.5	19.9	18.1	23.1	19.5	8.2	2.6	2.6	1.6	1.9	2.4
Ecuador	248	5.4	1.3	1.7	1.0	1.7	1.3	14.9	6.5	2.3	10.6	4.6	21.9
Grenada	328	....	....	....	....	....	0.0	....	....	....	....	....	....
Guatemala	258	743.0	189.1	184.9	172.9	189.2	173.7	996.9	240.9	251.3	236.2	256.8	231.8
Guyana	336	2.4	0.8	0.5	0.7	0.8	0.9	0.0	0.0	0.0	....	0.0	....
Haiti	263	9.3	4.0	1.9	1.6	1.8	1.8	0.1	0.0	0.0	0.0	0.0	0.0
Honduras	268	760.6	197.3	178.4	191.9	194.0	191.3	589.3	147.8	116.0	137.6	166.6	159.7
Jamaica	343	15.3	3.9	4.3	3.9	5.1	5.8	0.1	0.1	0.0	0.0	0.0	0.0
Mexico	273	67.5	17.7	16.8	15.1	18.0	19.7	765.5	191.8	205.7	172.7	187.7	176.5
Netherlands Antilles	353	0.7	0.1	0.2	0.1	0.1	0.2	88.2	30.8	25.8	8.9	19.8	13.5
Nicaragua	278	363.0	88.9	91.5	82.7	86.7	88.2	243.3	64.5	59.0	60.0	63.0	67.5
Panama	283	131.9	33.8	32.4	31.1	31.0	31.4	119.6	35.9	30.5	35.3	46.9	50.7
Paraguay	288	0.5	0.1	0.1	0.0	0.1	0.1	1.4	0.4	0.6	0.1	0.2	0.1
Peru	293	4.4	1.0	1.1	1.3	1.2	1.4	70.9	27.8	11.3	9.5	22.6	8.6
St. Kitts and Nevis	361	0.0	....	0.0	0.0	0.0	....	....	....	....	0.2	0.1	0.4
St. Lucia	362	0.1	....	0.0	0.1	0.0	....	....	....	....	....	....	....
Suriname	366	0.2	0.0	....	0.0	0.0	0.0	....	....	....	....	....	....
Trinidad and Tobago	369	3.3	1.0	0.8	0.9	1.1	0.6	15.8	0.7	2.1	4.7	8.9	0.1
Uruguay	298	0.3	0.1	0.0	0.0	0.1	0.0	28.6	8.2	7.0	6.3	11.2	4.7
Venezuela, Rep. Bol.	299	28.8	11.5	9.3	2.4	5.0	1.6	122.9	19.5	17.1	30.0	26.0	26.4
Western Hem. n.s.	399	0.1	0.0	0.0	0.0	0.0	0.0	0.2	0.1	0.0	0.0	0.0	....
<b>Other Countries n.i.e</b>	<b>910</b>	<b>7.6</b>	<b>2.1</b>	<b>2.1</b>	<b>1.4</b>	<b>2.2</b>	<b>3.3</b>	<b>1.5</b>	<b>0.4</b>	<b>0.5</b>	<b>0.1</b>	<b>0.1</b>	<b>0.1</b>
Cuba	928	7.6	2.1	2.1	1.4	2.2	3.3	0.4	0.1	0.1	0.1	0.1	0.1
Korea, Dem. People's Rep.	954	0.0	....	....	....	....	....	1.1	0.3	0.3	....	....	....
<b>Countries &amp; Areas n.s.</b>	<b>898</b>	<b>....</b>	<b>....</b>	<b>....</b>	<b>....</b>	<b>0.0</b>	<b>....</b>	<b>28.1</b>	<b>....</b>	<b>....</b>	<b>0.3</b>	<b>0.2</b>	<b>0.9</b>
<b>Memorandum Items</b>													
Africa	605	6.7	0.8	0.4	0.8	1.0	1.0	7.4	3.3	1.4	1.5	0.7	1.3
Middle East	405	3.6	0.6	0.4	1.0	1.7	0.7	25.2	5.8	4.9	4.5	6.8	5.0
European Union	998	157.9	28.7	23.5	46.7	49.1	36.6	669.5	190.9	177.2	109.3	122.1	116.1
Export earnings: fuel	080	52.0	17.8	14.9	7.6	13.4	7.0	308.0	62.8	58.9	81.5	83.2	91.5
Export earnings: nonfuel	092	5,432.8	1,379.6	1,245.6	1,272.2	1,432.9	1,346.4	10,101.0	2,582.0	2,496.5	2,210.4	2,439.3	2,314.8



# Equatorial Guinea (642)

In Millions of U.S. Dollars

		Exports (FOB)						Imports (CIF)					
		2015	2015Q3	2015Q4	2016Q1	2016Q2	2016Q3	2015	2015Q3	2015Q4	2016Q1	2016Q2	2016Q3
IFS World		....	....	....	....	....	....	....	....	....	....	....	....
World	001	6,575.7	1,383.9	1,378.2	965.2	1,163.7	1,156.1	1,788.6	373.5	581.2	280.5	295.4	477.1
Advanced Economies	110	4,078.8	795.6	943.1	543.9	584.8	608.8	1,181.2	238.4	447.2	172.1	177.7	371.6
Euro Area	163	1,965.5	388.7	435.8	176.0	291.3	312.2	891.5	160.9	394.0	129.3	129.4	113.1
Austria	122	0.0 e	....	0.0 e	....	....	....	0.2 e	0.1 e	0.0 e	0.0 e	0.1 e	0.0 e
Belgium	124	1.1 e	1.1 e	....	....	....	0.0 e	42.5 e	12.7 e	6.7 e	6.4 e	8.1 e	7.5 e
Cyprus	423	....	....	....	....	....	....	0.0 e	0.0 e	....	....	....	....
Finland	172	....	....	....	....	....	....	6.0 e	0.1 e	0.0 e	0.0 e	0.1 e	0.0 e
France	132	374.7 e	65.8 e	120.2 e	18.8 e	12.0 e	0.7 e	90.2 e	19.6 e	17.9 e	13.2 e	12.6 e	11.3 e
Germany	134	58.2 e	1.8 e	0.0 e	0.0 e	0.1 e	23.9 e	31.7 e	8.7 e	6.2 e	5.4 e	4.7 e	4.6 e
Greece	174	0.1 e	....	0.0 e	0.1 e	....	....	0.4 e	0.2 e	0.1 e	0.0 e	0.1 e	....
Ireland	178	0.0 e	0.0 e	0.0 e	0.0 e	0.0 e	0.0 e	0.7 e	0.2 e	0.4 e	0.2 e	0.1 e	0.2 e
Italy	136	256.3 e	0.6 e	68.7 e	38.8 e	64.9 e	77.7 e	47.6 e	10.8 e	9.6 e	7.7 e	6.1 e	6.5 e
Latvia	941	....	....	....	....	....	....	0.6 e	0.1 e	0.2 e	0.1 e	0.2 e	0.1 e
Lithuania	946	0.0 e	0.0 e	....	....	....	....	0.2 e	0.0 e	0.1 e	0.0 e	0.1 e	0.0 e
Luxembourg	137	....	....	....	....	....	....	0.0 e	....	0.0 e	0.0 e	0.0 e	0.0 e
Netherlands	138	449.7 e	43.8 e	105.6 e	68.6 e	49.2 e	71.4 e	317.9 e	13.0 e	273.2 e	12.8 e	11.4 e	11.1 e
Portugal	182	232.3 e	111.0 e	49.5 e	1.9 e	3.8 e	45.1 e	42.1 e	15.2 e	5.4 e	5.5 e	7.2 e	8.3 e
Slovak Republic	936	....	....	....	....	....	....	2.5 e	0.0 e	....	0.0 e	0.0 e	0.0 e
Slovenia	961	....	....	....	....	....	....	1.3 e	0.0 e	0.0 e	....	....	0.2 e
Spain	184	593.0 e	164.7 e	91.7 e	47.7 e	161.4 e	93.5 e	307.5 e	80.1 e	74.1 e	77.9 e	78.6 e	63.2 e
Australia	193	35.7 e	3.9 e	15.9 e	0.0 e	3.9 e	27.8 e	4.6 e	0.2 e	0.1 e	....	0.0 e	29.5 e
Canada	156	0.0 e	0.0 e	0.0 e	0.2 e	0.0 e	41.5 e	3.3 e	0.9 e	0.3 e	1.2 e	0.7 e	0.9 e
China,P.R.: Hong Kong	532	0.0 e	0.0 e	....	....	....	0.0 e	2.5 e	0.4 e	0.3 e	0.3 e	0.1 e	0.6 e
Czech Republic	935	5.9 e	3.0 e	1.6 e	0.6 e	0.0 e	....	1.6 e	0.2 e	0.5 e	0.1 e	0.1 e	0.0 e
Denmark	128	0.0 e	....	....	....	0.0 e	0.0 e	4.7 e	1.2 e	0.6 e	0.4 e	0.8 e	1.3 e
Israel	436	....	....	....	....	....	....	17.7 e	3.3 e	1.8 e	1.5 e	2.5 e	3.0 e
Japan	158	197.3 e	22.7 e	52.3 e	40.8 e	0.0 e	3.2 e	9.7 e	0.3 e	2.1 e	0.1 e	0.3 e	0.8 e
Korea, Republic of	542	996.4 e	225.9 e	226.8 e	178.8 e	179.5 e	139.6 e	5.3 e	1.1 e	3.8 e	2.7 e	6.9 e	1.0 e
New Zealand	196	....	....	....	....	....	....	0.4 e	....	0.2 e	0.2 e	0.1 e	0.1 e
Norway	142	49.7 e	0.0 e	0.2 e	0.0 e	0.1 e	0.0 e	7.4 e	0.2 e	0.2 e	0.4 e	0.4 e	0.7 e
Singapore	576	295.1 e	27.0 e	22.4 e	43.3 e	....	0.0 e	7.2 e	0.6 e	1.7 e	1.1 e	0.7 e	0.6 e
Sweden	144	0.0 e	....	0.0 e	....	0.0 e	0.0 e	0.6 e	0.2 e	0.0 e	0.0 e	3.5 e	0.2 e
Switzerland	146	0.0 e	0.0 e	0.0 e	....	....	0.0 e	5.1 e	0.7 e	0.3 e	1.5 e	0.0 e	0.2 e
Taiwan Prov.of China	528	0.1 e	0.1 e	0.0 e	16.4 e	0.2 e	0.1 e	0.2 e	0.0 e	....	0.1 e	0.0 e	0.1 e
United Kingdom	112	379.3 e	71.1 e	126.1 e	51.2 e	42.1 e	53.9 e	51.1 e	10.7 e	12.5 e	9.1 e	7.1 e	6.5 e
United States	111	153.9 e	53.2 e	62.2 e	36.7 e	67.7 e	30.5 e	168.0 e	57.7 e	28.7 e	24.0 e	24.9 e	213.2 e
Emerg. & Dev. Economies	200	2,496.9	588.3	435.1	421.2	578.8	547.3	607.5	135.0	134.0	108.4	117.7	105.5
Emerg. & Dev. Asia	505	1,587.4	425.0	303.9	335.4	462.3	456.0	312.4	61.1	72.9	48.4	52.8	48.0
Bangladesh	513	0.4 e	0.1 e	0.1 e	0.1 e	0.1 e	0.1 e	....	....	....	....	....	....
China,P.R.: Mainland	924	1,099.4 e	222.3 e	210.8 e	170.2 e	171.3 e	98.3 e	279.5 e	52.8 e	64.3 e	37.7 e	47.1 e	44.0 e
F.T. French Polynesia	887	0.0 e	0.0 e	0.0 e	0.0 e	0.0 e	0.0 e	....	....	....	....	....	....
F.T. New Caledonia	839	0.0 e	0.0 e	0.0 e	0.0 e	0.0 e	0.0 e	....	....	....	....	....	....
India	534	395.4 e	140.1 e	92.9 e	139.9 e	290.8 e	357.6 e	14.8 e	5.1 e	4.4 e	7.5 e	3.3 e	2.8 e
Indonesia	536	64.6 e	34.9 e	....	25.2 e	....	....	4.7 e	1.0 e	1.1 e	0.5 e	0.5 e	0.5 e
Malaysia	548	27.6 e	27.6 e	0.0 e	0.0 e	....	....	13.4 e	2.2 e	3.1 e	2.7 e	1.9 e	0.8 e
Philippines	566	0.0 e	0.0 e	....	....	....	....	0.0 e	....	0.0 e	....	....	....
Europe	170	0.6	0.2	0.1	0.3	0.8	0.2	69.1	19.8	12.0	7.1	9.1	9.5
Emerg. & Dev. Europe	903	0.5	0.2	0.1	0.2	0.8	0.1	56.3	14.4	10.8	7.0	8.8	8.8
Bosnia and Herzegovina	963	....	....	....	....	....	....	0.9 e	0.2 e	0.2 e	0.2 e	0.2 e	0.2 e
Bulgaria	918	0.1 e	0.1 e	....	0.2 e	0.1 e	0.0 e	0.2 e	0.0 e	0.0 e	0.1 e	0.0 e	0.0 e
Croatia	960	....	....	....	....	....	....	0.1 e	0.0 e	....	....	0.0 e	....
Faroe Islands	816	0.3 e	0.1 e	0.1 e	0.1 e	0.1 e	0.1 e	....	....	....	....	....	....
Hungary	944	0.0 e	....	0.0 e	....	....	....	0.2 e	0.0 e	0.1 e	....	....	0.3 e
Macedonia, FYR	962	....	....	....	....	....	....	0.0 e	0.0 e	0.0 e	0.0 e	0.0 e	0.0 e
Montenegro	943	0.0 e	0.0 e	....	0.0 e	....	....	....	....	....	....	....	....
Poland	964	0.0 e	....	0.0 e	0.0 e	....	0.0 e	2.9 e	0.8 e	0.5 e	0.2 e	0.4 e	0.4 e
Romania	968	0.0 e	0.0 e	....	....	....	0.0 e	0.2 e	0.0 e	0.0 e	0.1 e	0.1 e	0.0 e
Serbia, Republic of	942	....	....	....	....	....	....	3.5 e	0.6 e	1.6 e	0.7 e	0.2 e	2.7 e
Turkey	186	0.1 e	....	0.0 e	....	0.6 e	....	48.5 e	12.7 e	8.3 e	5.7 e	7.9 e	5.0 e

# Equatorial Guinea (642)

In Millions of U.S. Dollars

		Exports (FOB)						Imports (CIF)					
		2015	2015Q3	2015Q4	2016Q1	2016Q2	2016Q3	2015	2015Q3	2015Q4	2016Q1	2016Q2	2016Q3
<b>CIS</b>	901	<b>0.2</b>	<b>0.0</b>	<b>0.1</b>	<b>0.0</b>	<b>0.0</b>	<b>0.1</b>	<b>12.7</b>	<b>5.3</b>	<b>1.3</b>	<b>0.1</b>	<b>0.3</b>	<b>0.7</b>
Belarus	913	....	....	....	....	....	0.1 e	0.1 e	0.1 e	0.1 e	....	....	0.0 e
Kazakhstan	916	0.0 e	0.0 e	0.0 e	0.0 e	0.0 e	0.0 e	....	....	....	....	....	....
Moldova	921	0.0 e	0.0 e	0.0 e	0.0 e	0.0 e	0.0 e	....	....	....	....	....	....
Russian Federation	922	0.0 e	0.0 e	....	....	....	....	2.0 e	0.8 e	0.7 e	0.1 e	0.3 e	0.7 e
Tajikistan	923	0.1 e	0.0 e	0.0 e	0.0 e	0.0 e	0.0 e	....	....	....	....	....	....
Ukraine	926	0.0 e	....	0.0 e	....	....	....	10.6 e	4.5 e	0.6 e	....	....	....
<b>Mid East, N Africa, Pak</b>	440	<b>32.8</b>	<b>29.4</b>	<b>1.4</b>	<b>1.2</b>	<b>1.3</b>	<b>1.2</b>	<b>36.4</b>	<b>9.1</b>	<b>6.6</b>	<b>9.5</b>	<b>9.0</b>	<b>7.5</b>
Algeria	612	0.0 e	0.0 e	0.0 e	0.0 e	0.0 e	0.0 e	0.1 e	0.0 e	0.0 e	0.0 e	0.0 e	0.0 e
Bahrain, Kingdom of	419	0.0 e	0.0 e	0.0 e	0.0 e	0.0 e	0.0 e	....	....	....	....	....	....
Egypt	469	28.1 e	28.1 e	....	....	....	....	....	....	....	....	....	....
Kuwait	443	0.0 e	0.0 e	0.0 e	0.0 e	0.0 e	0.0 e	....	....	....	....	....	....
Lebanon	446	0.6 e	0.2 e	0.3 e	0.3 e	0.3 e	0.3 e	9.0 e	3.0 e	2.1 e	1.7 e	1.9 e	1.5 e
Mauritania	682	0.6 e	0.2 e	0.2 e	0.2 e	0.2 e	0.1 e	....	....	....	....	....	....
Morocco	686	0.1 e	0.0 e	0.1 e	....	....	....	24.6 e	5.4 e	3.8 e	6.9 e	6.3 e	5.1 e
Oman	449	....	....	....	....	....	....	....	....	....	0.3 e	0.2 e	0.3 e
Pakistan	564	0.0 e	0.0 e	0.0 e	0.0 e	0.0 e	0.0 e	0.0 e	0.0 e	0.0 e	0.0 e	0.0 e	0.0 e
Syrian Arab Republic	463	....	....	....	....	....	....	0.0 e	0.0 e	0.0 e	0.0 e	0.0 e	0.0 e
Tunisia	744	0.4 e	0.1 e	0.1 e	0.1 e	0.1 e	0.1 e	2.7 e	0.6 e	0.7 e	0.7 e	0.7 e	0.7 e
United Arab Emirates	466	3.0 e	0.7 e	0.8 e	0.7 e	0.7 e	0.6 e	....	....	....	....	....	....
<b>Sub-Saharan Africa</b>	603	<b>245.3</b>	<b>53.6</b>	<b>63.7</b>	<b>45.8</b>	<b>32.5</b>	<b>47.6</b>	<b>134.4</b>	<b>31.7</b>	<b>28.2</b>	<b>28.0</b>	<b>30.4</b>	<b>27.2</b>
Angola	614	0.0 e	0.0 e	0.0 e	0.0 e	0.0 e	0.0 e	....	....	....	....	....	....
Benin	638	1.2 e	0.3 e	0.3 e	0.2 e	0.2 e	0.2 e	0.2 e	0.1 e	0.1 e	0.1 e	0.1 e	0.0 e
Burkina Faso	748	4.4 e	1.3 e	1.0 e	1.0 e	1.1 e	1.0 e	0.0 e	0.0 e	0.0 e	0.0 e	0.0 e	0.0 e
Burundi	618	....	....	....	....	....	....	0.1 e	0.0 e	0.0 e	0.0 e	0.0 e	0.0 e
Cabo Verde	624	....	....	....	....	....	....	0.1 e	0.0 e	0.0 e	0.0 e	0.0 e	0.0 e
Cameroon	622	70.0 e	15.5 e	16.4 e	13.7 e	17.7 e	17.5 e	29.4 e	8.6 e	6.2 e	5.9 e	6.7 e	7.2 e
Congo, Republic of	634	6.5 e	1.8 e	1.4 e	1.2 e	1.1 e	1.3 e	2.5 e	0.6 e	0.5 e	0.4 e	0.5 e	0.6 e
Côte d'Ivoire	662	34.2 e	9.2 e	9.3 e	7.4 e	8.8 e	7.0 e	57.4 e	12.2 e	11.7 e	13.3 e	13.3 e	11.0 e
Ethiopia	644	....	....	....	....	....	....	0.0 e	0.0 e	0.0 e	0.0 e	0.0 e	0.0 e
Gabon	646	9.0 e	2.1 e	2.9 e	1.5 e	1.5 e	2.0 e	18.4 e	4.7 e	4.8 e	3.3 e	3.6 e	3.3 e
Ghana	652	5.3 e	1.5 e	1.4 e	1.1 e	1.4 e	1.3 e	2.7 e	0.7 e	0.6 e	0.6 e	0.6 e	0.7 e
Guinea	656	0.0 e	0.0 e	0.0 e	0.0 e	0.0 e	0.0 e	0.1 e	0.0 e	0.0 e	0.0 e	0.0 e	0.0 e
Mali	678	....	....	....	....	....	....	0.1 e	0.0 e	0.0 e	0.0 e	0.0 e	0.0 e
Mauritius	684	....	....	....	....	....	....	0.0 e	0.0 e	....	....	....	....
Mozambique	688	....	....	....	....	....	....	0.1 e	0.0 e	0.0 e	0.0 e	0.0 e	0.0 e
Namibia	728	....	....	....	....	....	....	1.8 e	0.4 e	0.4 e	0.5 e	0.4 e	0.3 e
Niger	692	0.1 e	0.0 e	0.0 e	0.0 e	0.0 e	0.0 e	....	....	....	....	....	....
Nigeria	694	0.1 e	0.0 e	0.0 e	0.0 e	0.0 e	0.0 e	....	....	....	....	....	....
São Tomé & Príncipe	716	0.0 e	0.0 e	0.0 e	0.0 e	0.0 e	0.0 e	0.0 e	0.0 e	0.0 e	0.0 e	0.0 e	0.0 e
Senegal	722	2.0 e	1.7 e	....	....	....	....	12.5 e	1.9 e	1.6 e	1.6 e	1.6 e	1.2 e
South Africa	199	112.4 e	20.2 e	30.9 e	19.5 e	0.6 e	17.3 e	8.3 e	2.2 e	2.1 e	2.1 e	3.1 e	2.7 e
Tanzania	738	0.0 e	0.0 e	0.0 e	0.0 e	0.0 e	0.0 e	0.0 e	0.0 e	0.0 e	0.0 e	0.0 e	0.0 e
Togo	742	....	....	....	....	....	....	0.8 e	0.2 e	0.1 e	0.2 e	0.3 e	0.1 e
Zambia	754	0.0 e	....	0.0 e	....	....	....	....	....	....	....	....	....
<b>Western Hemisphere</b>	205	<b>630.7</b>	<b>80.1</b>	<b>65.9</b>	<b>38.6</b>	<b>82.0</b>	<b>42.3</b>	<b>55.2</b>	<b>13.4</b>	<b>14.2</b>	<b>15.3</b>	<b>16.3</b>	<b>13.2</b>
Argentina	213	67.3 e	16.8 e	16.8 e	16.8 e	16.8 e	16.8 e	24.7 e	6.2 e	6.2 e	6.2 e	6.2 e	6.2 e
Brazil	223	524.4 e	42.4 e	49.1 e	21.8 e	52.1 e	25.4 e	26.7 e	6.8 e	6.4 e	6.8 e	5.5 e	5.0 e
Chile	228	38.9 e	20.9 e	....	....	13.1 e	....	1.0 e	0.2 e	0.1 e	0.1 e	2.6 e	0.2 e
Colombia	233	0.0 e	....	0.0 e	....	....	....	0.1 e	0.0 e	0.1 e	0.1 e	0.1 e	0.1 e
Costa Rica	238	0.0 e	0.0 e	0.0 e	0.0 e	0.0 e	0.0 e	....	....	....	....	....	....
Dominican Republic	243	....	....	....	....	....	....	0.0 e	0.0 e	0.0 e	0.0 e	0.0 e	0.0 e
Ecuador	248	0.1 e	0.0 e	....	....	....	....	0.0 e	0.0 e	....	....	....	....
Honduras	268	0.0 e	0.0 e	....	....	....	....	....	....	....	....	....	....
Paraguay	288	0.0 e	0.0 e	0.0 e	0.0 e	0.0 e	0.0 e	0.9 e	0.1 e	0.1 e	0.1 e	0.1 e	0.1 e
Peru	293	0.0 e	0.0 e	0.0 e	0.0 e	0.0 e	0.0 e	0.7 e	0.1 e	0.3 e	0.2 e	0.2 e	0.3 e
St. Kitts and Nevis	361	0.0 e	0.0 e	0.0 e	0.0 e	0.0 e	0.0 e	....	....	....	....	....	....
Trinidad and Tobago	369	....	....	....	....	....	....	0.0 e	0.0 e	0.0 e	0.0 e	0.0 e	0.0 e
Uruguay	298	....	....	....	....	....	....	1.1 e	....	1.1 e	1.8 e	1.5 e	1.3 e

# Equatorial Guinea (642)

In Millions of U.S. Dollars

		Exports (FOB)						Imports (CIF)					
		2015	2015Q3	2015Q4	2016Q1	2016Q2	2016Q3	2015	2015Q3	2015Q4	2016Q1	2016Q2	2016Q3
<b>Memorandum Items</b>													
Africa	605	246.4	53.9	64.1	46.0	32.7	47.8	161.7	37.7	32.8	35.6	37.3	33.0
Middle East	405	31.7	29.1	1.1	1.0	1.0	1.0	9.0	3.0	2.1	1.9	2.1	1.8
European Union	998	2,350.8	462.9	563.4	228.0	333.5	366.2	953.1	174.0	408.2	139.4	141.4	121.8
Export earnings: fuel	080	18.7	4.6	5.1	3.4	3.4	4.0	23.1	6.2	6.0	4.2	4.8	5.0
Export earnings: nonfuel	092	6,557.0	1,379.3	1,373.1	961.7	1,160.3	1,152.1	1,765.6	367.3	575.2	276.3	290.6	472.1

# Eritrea (643)

In Millions of U.S. Dollars

		Exports (FOB)						Imports (CIF)					
		2015	2015Q3	2015Q4	2016Q1	2016Q2	2016Q3	2015	2015Q3	2015Q4	2016Q1	2016Q2	2016Q3
IFS World		....	....	....	....	....	....	....	....	....	....	....	....
World	001	432.2	95.9	91.0	89.1	93.2	33.6	606.7	104.4	208.1	81.3	149.0	88.3
Advanced Economies	110	20.5	3.7	1.5	1.6	1.0	1.4	125.3	32.8	31.0	25.4	24.4	20.5
Euro Area	163	5.6	3.2	1.2	1.0	0.5	0.7	77.0	20.5	22.6	17.6	16.0	11.1
Austria	122	....	....	....	....	....	....	6.2	0.0 r	6.1 r	0.2 r	0.1 r	0.5 r
Belgium	124	....	....	....	....	....	....	14.9	3.8 r	3.2 r	7.4 r	1.9 r	1.9 r
Cyprus	423	....	....	....	....	....	....	0.7	0.7 r	....	0.1 r	0.0 r	0.1 r
Estonia	939	....	....	....	....	0.0 e	....	....	....	....	....	....	....
Finland	172	0.0 e	....	0.0 e	0.0 e	0.0 e	....	3.3	0.4 r	0.0 r	0.1 r	0.4 r	0.0 r
France	132	1.2	0.3 r	0.5 r	0.6 r	0.2 r	0.4 r	2.1	0.6 r	0.4 r	0.5 r	0.5 r	0.6 r
Germany	134	2.5	2.5 r	0.0 r	0.0 r	0.0 r	....	14.0	5.9 r	4.7 r	4.3 r	1.6 r	1.2 r
Ireland	178	....	....	....	....	....	....	0.0	0.0 r	0.0 r	....	0.0 r	....
Italy	136	1.7	0.4 r	0.5 r	0.5 r	0.3 r	0.3 r	29.4	7.0 r	7.0 r	4.1 r	6.6 r	6.1 r
Lithuania	946	....	....	....	....	....	....	0.1	0.0 r	0.0 r	0.0 r	0.0 r	0.0 r
Luxembourg	137	0.1 e	....	0.1 e	....	....	....	....	....	....	....	....	....
Netherlands	138	0.0	0.0 r	0.0 r	0.0 r	0.0 r	0.0 r	5.6	1.8 r	1.0 r	0.9 r	4.8 r	0.5 r
Portugal	182	....	....	....	....	....	....	0.1	....	....	....	....	....
Slovak Republic	936	....	....	....	....	....	....	0.1	....	0.0 r	....	....	....
Spain	184	....	....	....	....	....	....	0.6	0.1 r	0.1 r	0.1 r	0.1 r	0.1 r
Australia	193	0.0	0.0 r	....	0.0 r	0.0 r	0.0 r	5.4	1.9 r	1.0 r	0.3 r	0.5 r	0.0 r
Canada	156	0.0	0.0 r	....	....	0.0 r	....	0.4	0.0 r	0.0 r	0.0 r	0.1 r	0.0 r
China,P.R.: Hong Kong	532	0.2	0.0 r	0.0 r	0.0 r	0.0 r	0.0 r	0.1	0.0 r	0.0 r	0.0 r	0.0 r	0.0 r
Czech Republic	935	....	....	....	....	....	....	....	....	....	0.0 r	....	0.0 r
Denmark	128	....	....	....	....	....	....	2.9	1.0 r	0.6 r	0.5 r	0.2 r	1.9 r
Israel	436	0.1	0.0 r	0.0 r	0.0 r	0.0 r	0.0 r	....	....	....	....	....	....
Japan	158	0.0 e	0.0 e	0.0 e	0.0 e	0.0 e	0.0 e	9.5	2.2 r	2.6 r	2.2 r	2.5 r	2.2 r
Korea, Republic of	542	13.1 e	....	0.0 e	....	....	....	0.5	0.4 r	0.0 r	0.0 r	0.0 r	0.0 r
New Zealand	196	0.0 e	0.0 e	0.0 e	0.0 e	0.0 e	0.0 e	0.0	0.0 r	....	0.0 r	0.0 r	....
Norway	142	0.1 e	0.0 e	0.0 e	0.0 e	0.0 e	....	0.0	0.0 r	....	0.0 r	0.1 r	0.0 r
Singapore	576	0.8	0.2 r	0.2 r	0.2 r	0.2 r	0.6 r	10.8	1.0 r	1.0 r	1.1 r	1.1 r	1.1 r
Sweden	144	0.1	0.0 r	0.0 r	0.0 r	0.0 r	0.0 r	5.7	1.9 r	0.3 r	0.4 r	1.0 r	0.4 r
Switzerland	146	0.2	0.2 r	0.0 r	0.0 r	0.0 r	0.0 r	6.7	1.7 r	1.5 r	1.6 r	1.6 r	1.7 r
Taiwan Prov.of China	528	0.2 e	....	0.0 e	0.1 e	....	....	0.0 e	0.0 e	0.0 e	....	....	0.2 e
United Kingdom	112	0.0	....	0.0 r	0.2 r	0.0 r	0.0 r	3.1	0.8 r	0.6 r	0.3 r	0.7 r	1.3 r
United States	111	0.0	0.0 r	0.0 r	0.0 r	0.1 r	0.0 r	3.2	1.3 r	0.6 r	1.4 r	0.5 r	0.6 r
Emerg. & Dev. Economies	200	411.7	92.2	89.5	87.5	92.1	32.2	480.8	71.5	176.9	55.9	124.5	67.8
Emerg. & Dev. Asia	505	363.2	82.2	78.0	76.6	79.5	28.1	155.3	14.5	72.0	14.7	38.7	15.8
Bangladesh	513	....	....	....	....	....	....	0.2	0.0 r	0.0 r	0.0 r	0.0 r	0.0 r
Cambodia	522	....	....	....	....	....	....	0.0 e	0.0 e	0.0 e	0.0 e	0.0 e	0.0 e
China,P.R.: Mainland	924	187.3	41.4 r	23.4 r	47.3 r	43.7 r	26.7 r	142.9	12.0 r	67.2 r	12.6 r	35.8 r	14.4 r
F.T. New Caledonia	839	0.0 e	0.0 e	0.0 e	0.0 e	0.0 e	0.0 e	....	....	....	....	....	....
India	534	169.9	39.2 r	53.8 r	28.0 r	34.3 r	0.7 r	2.0	0.2 r	0.2 r	0.6 r	0.2 r	0.2 r
Indonesia	536	0.0	0.0 r	0.0 r	0.0 r	0.0 r	0.0 r	1.2	0.2 r	0.3 r	0.1 r	0.2 r	0.1 r
Malaysia	548	....	....	....	....	....	....	6.4	1.3 r	3.5 r	0.7 r	1.8 r	0.5 r
Mongolia	948	0.0 e	0.0 e	0.0 e	0.0 e	0.0 e	0.0 e	....	....	....	....	....	....
Philippines	566	0.1 e	....	....	....	....	....	0.0	....	....	....	....	....
Sri Lanka	524	0.1	0.0 r	0.0 r	0.0 r	0.0 r	0.0 r	0.1	0.0 r	0.1 r	....	....	....
Thailand	578	....	....	....	....	....	....	2.5	0.6 r	0.6 r	0.6 r	0.6 r	0.6 r
Tonga	866	0.0 e	0.0 e	0.0 e	0.0 e	0.0 e	0.0 e	....	....	....	....	....	....
Vietnam	582	5.7	1.6 r	0.8 r	1.3 r	1.4 r	0.6 r	....	....	....	....	....	....
Asia n.s.	598	....	....	....	....	....	....	0.0	0.0 r	0.0 r	0.0 r	0.0 r	0.0 r
Europe	170	33.2	5.8	9.2	7.4	9.0	2.4	32.5	8.9	9.7	3.3	10.1	12.8
Emerg. & Dev. Europe	903	33.0	5.7	9.1	7.3	9.0	2.3	22.2	6.4	7.1	0.8	7.5	10.2
Albania	914	0.0 e	0.0 e	0.0 e	0.0 e	0.0 e	0.0 e	....	....	....	....	....	....
Bulgaria	918	32.9 e	5.7 e	9.1 e	4.9 e	4.2 e	....	....	....	....	....	....	....
Croatia	960	0.0 e	0.0 e	....	0.0 e	....	....	0.1	0.1 r	....	0.5 r	....	0.5 r
Faroe Islands	816	0.0 e	0.0 e	0.0 e	0.0 e	0.0 e	0.0 e	....	....	....	....	....	....
Poland	964	....	....	....	....	....	....	0.1	0.0 r	....	0.0 r	0.0 r	....
Serbia, Republic of	942	....	....	....	0.0 e	4.7 e	2.3 e	....	....	....	....	....	....
Turkey	186	0.1	0.0 r	0.0 r	2.4 r	0.0 r	0.0 r	22.0	6.3 r	7.1 r	0.3 r	7.5 r	9.6 r

# Eritrea (643)

In Millions of U.S. Dollars

		Exports (FOB)						Imports (CIF)					
		2015	2015Q3	2015Q4	2016Q1	2016Q2	2016Q3	2015	2015Q3	2015Q4	2016Q1	2016Q2	2016Q3
<b>CIS</b>	901	<b>0.2</b>	<b>0.1</b>	<b>0.1</b>	<b>0.1</b>	<b>0.1</b>	<b>0.0</b>	<b>10.3</b>	<b>2.6</b>	<b>2.6</b>	<b>2.6</b>	<b>2.6</b>	<b>2.6</b>
Armenia	911	0.0	0.0 r	0.0 r	0.0 r	0.0 r	0.0 r	....	....	....	....	....	....
Belarus	913	0.0 e	....	0.0 e	0.0 e	....	....	....	....	....	....	....	....
Russian Federation	922	0.2	0.0 r	0.1 r	0.1 r	0.0 r	0.0 r	5.1	1.3 r	1.3 r	1.3 r	1.3 r	1.3 r
Ukraine	926	....	....	....	....	....	....	5.2	1.3 r	1.3 r	1.3 r	1.3 r	1.3 r
<b>Mid East, N Africa, Pak</b>	440	<b>14.0</b>	<b>3.9</b>	<b>2.0</b>	<b>3.2</b>	<b>3.4</b>	<b>1.6</b>	<b>246.0</b>	<b>39.5</b>	<b>82.9</b>	<b>30.8</b>	<b>52.8</b>	<b>31.7</b>
Algeria	612	0.0 e	0.0 e	0.0 e	0.0 e	0.0 e	0.0 e	....	....	....	....	....	....
Bahrain, Kingdom of	419	....	....	....	....	....	....	0.0	0.0 r	0.0 r	0.0 r	0.0 r	0.0 r
Djibouti	611	2.3	0.6 r	0.3 r	0.5 r	0.5 r	0.3 r	15.5	2.6 r	5.6 r	2.1 r	3.5 r	2.1 r
Egypt	469	....	....	....	....	....	....	8.7	2.4 r	2.9 r	2.3 r	3.9 r	2.3 r
Iran, I.R. of	429	....	....	....	....	....	....	0.5	0.1 r	0.2 r	0.1 r	0.1 r	0.1 r
Jordan	439	....	....	....	0.0 r	....	....	0.5	....	0.0 r	....	....	....
Kuwait	443	0.0 e	0.0 e	0.0 e	0.0 e	0.0 e	0.0 e	0.1	0.0 r	0.0 r	0.0 r	0.0 r	0.0 r
Lebanon	446	....	....	....	....	....	....	0.2	0.0 r	0.0 r	....	....	....
Libya	672	....	....	....	....	....	....	0.1	0.0 r	0.0 r	0.0 r	0.0 r	0.0 r
Mauritania	682	0.0 e	0.0 e	0.0 e	0.0 e	0.0 e	0.0 e	....	....	....	....	....	....
Morocco	686	....	....	....	....	....	....	0.1	0.0 r	0.0 r	0.0 r	0.0 r	0.0 r
Oman	449	....	....	....	....	....	....	0.5	0.1 r	0.2 r	0.1 r	0.1 r	0.1 r
Pakistan	564	0.4	0.1 r	0.1 r	0.1 r	0.1 r	0.1 r	....	....	....	....	....	....
Qatar	453	....	....	....	....	....	....	0.2	0.0 r	0.1 r	0.0 r	0.1 r	0.0 r
Saudi Arabia	456	2.5	0.7 r	0.3 r	0.6 r	0.6 r	0.3 r	88.3	14.9 r	31.9 r	11.8 r	20.2 r	12.1 r
Sudan	732	0.0 e	0.0 e	....	....	....	....	22.7 e	1.1 e	2.6 e	....	....	....
Syrian Arab Republic	463	0.0 e	0.0 e	0.0 e	0.0 e	0.0 e	0.0 e	0.4	0.1 r	0.2 r	0.1 r	0.1 r	0.1 r
Tunisia	744	0.0 e	0.0 e	0.0 e	0.0 e	0.0 e	0.0 e	....	....	....	....	....	....
United Arab Emirates	466	1.3	0.4 r	0.2 r	0.3 r	0.3 r	0.1 r	99.2	16.7 r	35.8 r	13.2 r	22.7 r	13.6 r
Yemen, Republic of	474	7.5	2.1 r	1.1 r	1.7 r	1.8 r	0.8 r	9.1	1.5 r	3.3 r	1.2 r	2.1 r	1.2 r
<b>Sub-Saharan Africa</b>	603	<b>0.9</b>	<b>0.2</b>	<b>0.1</b>	<b>0.2</b>	<b>0.2</b>	<b>0.1</b>	<b>45.5</b>	<b>8.4</b>	<b>11.4</b>	<b>7.1</b>	<b>8.7</b>	<b>7.4</b>
Angola	614	0.0 e	0.0 e	0.0 e	0.0 e	0.0 e	0.0 e	....	....	....	....	....	....
Benin	638	0.0 e	0.0 e	0.0 e	0.0 e	0.0 e	0.0 e	....	....	....	....	....	....
Burkina Faso	748	0.0 e	0.0 e	0.0 e	0.0 e	0.0 e	0.0 e	0.1 e	0.0 e	0.0 e	0.0 e	0.0 e	0.0 e
Comoros	632	0.0 e	0.0 e	0.0 e	0.0 e	0.0 e	0.0 e	....	....	....	....	....	....
Côte d'Ivoire	662	0.0 e	0.0 e	0.0 e	0.0 e	0.0 e	0.0 e	0.2 e	0.0 e	0.0 e	0.0 e	0.0 e	0.0 e
Ethiopia	644	....	....	....	....	....	....	0.2	0.0 r	0.1 r	0.0 r	0.0 r	0.0 r
Guinea	656	0.0 e	0.0 e	0.0 e	0.0 e	0.0 e	0.0 e	....	....	....	....	....	....
Kenya	664	0.5	0.1 r	0.1 r	0.1 r	0.1 r	0.1 r	12.1	2.0 r	4.4 r	1.6 r	2.8 r	1.7 r
Malawi	676	0.0 e	0.0 e	0.0 e	0.0 e	0.0 e	0.0 e	....	....	....	....	....	....
Mali	678	....	....	....	....	....	....	0.0	0.0 r	0.0 r	0.0 r	0.0 r	0.0 r
Namibia	728	....	....	....	....	....	....	0.2	0.0 r	0.1 r	0.0 r	0.0 r	0.0 r
Niger	692	0.0 e	0.0 e	0.0 e	0.0 e	0.0 e	0.0 e	0.0	0.0 r	0.0 r	0.0 r	0.0 r	0.0 r
Nigeria	694	....	....	....	....	....	....	0.1	0.0 r	0.0 r	0.0 r	0.0 r	0.0 r
Rwanda	714	....	....	....	....	....	....	0.0	0.0 r	0.0 r	0.0 r	0.0 r	0.0 r
Senegal	722	....	....	....	....	....	....	0.0	0.0 r	0.0 r	0.0 r	0.0 r	0.0 r
South Africa	199	0.1	0.0 r	0.0 r	0.0 r	0.1 r	0.0 r	24.6	4.8 r	3.9 r	4.3 r	3.9 r	4.5 r
Tanzania	738	....	....	....	....	....	....	0.3	0.0 r	0.1 r	0.0 r	0.1 r	0.0 r
Uganda	746	....	....	....	....	....	....	0.0	....	....	....	0.0 r	....
Zimbabwe	698	0.2	0.1 r	0.0 r	0.0 r	0.0 r	0.0 r	0.0	0.0 r	0.0 r	0.0 r	0.0 r	0.0 r
Africa n.s.	799	....	....	....	....	....	....	7.8	1.3 r	2.8 r	1.0 r	1.8 r	1.1 r
<b>Western Hemisphere</b>	205	<b>0.5</b>	<b>0.1</b>	<b>0.2</b>	<b>0.1</b>	<b>0.1</b>	<b>0.1</b>	<b>1.4</b>	<b>0.2</b>	<b>1.0</b>	<b>0.0</b>	<b>14.2</b>	<b>0.1</b>
Argentina	213	0.0 e	0.0 e	0.0 e	0.0 e	0.0 e	0.0 e	....	....	....	....	....	....
Bahamas, The	313	0.0 e	0.0 e	0.0 e	0.0 e	0.0 e	0.0 e	....	....	....	....	....	....
Barbados	316	0.0 e	0.0 e	0.0 e	0.0 e	0.0 e	0.0 e	....	....	....	....	....	....
Bermuda	319	0.0 e	0.0 e	0.0 e	0.0 e	0.0 e	0.0 e	....	....	....	....	....	....
Bolivia	218	....	....	....	0.0 e	....	....	....	....	....	....	....	....
Brazil	223	0.0 e	0.0 e	0.0 e	....	0.0 e	0.0 e	1.3	0.2 r	0.9 r	....	14.2 r	0.1 r
Colombia	233	0.1 e	0.0 e	0.1 e	0.0 e	0.0 e	0.0 e	0.0	....	....	....	....	....
Dominican Republic	243	0.0 e	0.0 e	0.0 e	0.0 e	0.0 e	0.0 e	....	....	....	....	....	....
Jamaica	343	....	....	....	....	....	....	0.0	0.0 r	0.0 r	0.0 r	0.0 r	0.0 r
St. Vincent & Grens.	364	0.0 e	0.0 e	0.0 e	0.0 e	0.0 e	0.0 e	....	....	....	....	....	....
Venezuela, Rep. Bol.	299	0.4 e	0.1 e	0.1 e	0.1 e	0.1 e	0.1 e	0.0	0.0 r	0.0 r	0.0 r	0.0 r	0.0 r
Western Hem. n.s.	399	....	....	....	....	....	....	0.1	0.0 r	0.1 r	0.0 r	0.0 r	0.0 r

# Eritrea (643)

In Millions of U.S. Dollars

		Exports (FOB)						Imports (CIF)					
		2015	2015Q3	2015Q4	2016Q1	2016Q2	2016Q3	2015	2015Q3	2015Q4	2016Q1	2016Q2	2016Q3
Other Countries n.i.e	910	....	....	....	....	....	....	0.0	0.0	0.0	0.0	0.0	0.0
Cuba	928	....	....	....	....	....	....	0.0	0.0 r	0.0 r	0.0 r	0.0 r	0.0 r
Korea, Dem. People's Rep.	954	....	....	....	....	....	....	0.0	0.0 r	0.0 r	0.0 r	0.0 r	0.0 r
Countries & Areas n.s.	898	....	....	....	....	....	....	0.6	0.1 r	0.2 r	0.1 r	0.1 r	0.1 r
Memorandum Items													
Africa	605	3.2	0.9	0.5	0.7	0.8	0.4	83.8	12.1	19.6	9.2	12.3	9.6
Middle East	405	11.2	3.2	1.6	2.6	2.7	1.3	207.8	35.8	74.6	28.7	49.3	29.5
European Union	998	38.6	8.9	10.2	6.1	4.8	0.7	88.9	24.2	24.1	19.2	17.9	15.2
Export earnings: fuel	080	12.0	3.3	1.8	2.7	2.8	1.4	203.1	34.6	72.8	27.6	46.6	28.5
Export earnings: nonfuel	092	420.2	92.6	89.2	86.3	90.3	32.2	403.6	69.8	135.3	53.7	102.4	59.9

# Estonia (939)

In Millions of U.S. Dollars

		Exports (FOB)						Imports (CIF)					
		2015	2015Q3	2015Q4	2016Q1	2016Q2	2016Q3	2015	2015Q3	2015Q4	2016Q1	2016Q2	2016Q3
IFS World		12,892.9	3,168.0	3,226.6	3,059.4	3,412.0	3,361.0	14,507.4	3,624.2	3,636.9	3,552.2	3,926.7	3,698.1
World	001	12,829.2	3,146.9	3,200.9	3,064.4	3,419.2	3,366.1	14,525.1	3,635.5	3,614.6	3,534.4	3,942.9	3,708.4
Advanced Economies	110	10,534.5	2,571.4	2,585.7	2,531.1	2,759.9	2,648.6	11,091.7	2,840.8	2,820.2	2,673.0	3,026.9	2,865.6
Euro Area	163	6,014.7	1,481.4	1,504.0	1,412.4	1,559.3	1,575.6	8,410.1	2,150.6	2,134.4	2,039.7	2,296.6	2,162.9
Austria	122	44.0	9.2	11.1	12.1	13.4	10.2	134.4	35.4	31.0	33.0	41.8	41.3
Belgium	124	184.9	38.3	44.0	47.3	68.8	52.8	273.1	71.0	63.2	73.5	75.2	77.8
Cyprus	423	19.8	3.3	5.7	3.1	3.8	4.3	5.9	1.2	1.1	1.8	1.8	1.4
Finland	172	2,012.2	510.1	508.3	478.9	546.3	540.5	2,100.8	516.4	550.3	504.5	524.6	479.1
France	132	246.3	53.4	61.3	58.0	58.8	47.8	246.9	63.4	67.3	53.7	78.4	77.1
Germany	134	672.0	164.6	163.3	176.5	191.8	192.9	1,586.7	418.8	393.2	393.7	446.6	426.7
Greece	174	9.0	1.9	2.6	2.0	3.1	2.3	6.7	1.4	1.6	1.1	2.0	1.7
Ireland	178	21.8	5.7	3.8	3.9	4.7	4.7	49.1	9.4	15.4	11.1	15.9	12.6
Italy	136	122.4	29.1	27.1	33.0	30.1	30.1	366.8	92.4	96.4	88.0	105.5	96.6
Latvia	941	1,334.5	355.6	322.5	291.4	308.6	326.6	1,171.0	304.4	303.9	299.0	306.8	305.7
Lithuania	946	749.7	187.9	209.1	186.6	205.0	202.3	1,336.2	351.0	341.4	292.4	360.4	350.6
Luxembourg	137	2.5	0.4	0.1	0.1	0.1	0.1	11.8	3.9	2.7	2.9	3.6	3.3
Malta	181	2.0	0.5	0.6	0.6	5.7	8.7	2.2	0.7	0.3	0.3	0.1	0.6
Netherlands	138	421.3	91.3	104.5	76.1	75.3	117.9	792.8	198.1	182.2	211.4	243.7	221.5
Portugal	182	11.4	3.0	3.1	3.2	3.4	3.1	12.9	3.3	3.3	3.5	3.0	3.0
Slovak Republic	936	19.6	4.2	4.3	4.3	6.9	5.0	86.5	20.8	19.4	21.8	18.6	13.7
Slovenia	961	8.3	2.2	1.9	2.4	2.5	2.4	26.3	6.7	6.8	5.2	6.2	5.2
Spain	184	133.1	20.8	30.7	33.1	31.0	23.9	199.9	52.2	54.7	42.9	62.3	45.1
Australia	193	38.0	10.7	9.1	7.4	8.9	9.9	8.3	1.5	4.8	3.3	2.4	3.4
Canada	156	88.3	29.2	19.0	27.4	20.9	44.8	19.5	4.3	5.4	6.0	23.3	8.4
China,P.R.: Hong Kong	532	19.8	6.4	7.0	6.0	4.5	4.5	8.5	2.5	1.6	1.7	2.9	2.2
China,P.R.: Macao	546	0.0	0.0	0.0	0.0	0.0	0.0	0.0	0.0	0.0	0.0	0.0	....
Czech Republic	935	60.7	15.4	15.4	16.3	17.1	16.2	213.3	57.6	48.5	45.8	53.4	59.4
Denmark	128	370.6	85.3	98.2	110.4	100.7	79.3	247.8	69.5	56.7	61.7	76.3	70.4
Iceland	176	23.2	5.6	2.8	6.3	8.3	5.9	1.6	0.5	0.6	0.4	0.1	0.3
Israel	436	14.1	3.4	4.1	4.6	4.1	4.7	6.6	1.6	1.3	1.6	1.9	1.1
Japan	158	71.1	15.3	19.1	17.0	18.1	23.8	32.1	7.6	7.7	8.6	9.9	9.6
Korea, Republic of	542	55.4	11.9	14.6	14.4	11.1	13.5	44.2	11.9	10.5	11.4	14.7	13.0
New Zealand	196	1.5	0.2	1.0	0.4	0.2	0.5	3.2	0.8	0.7	0.5	1.2	0.9
Norway	142	532.6	133.9	129.1	116.5	143.1	145.7	107.4	22.4	29.9	22.7	26.0	23.6
San Marino	135	0.1	0.0	0.0	0.0	0.0	0.0	0.0	0.0	0.0	0.0	0.0	0.0
Singapore	576	9.1	2.5	2.1	3.6	5.0	4.0	2.6	0.5	0.5	0.8	0.8	1.4
Sweden	144	2,414.5	574.5	582.8	607.2	659.4	536.7	1,234.0	330.2	304.7	310.4	307.2	323.0
Switzerland	146	49.7	11.9	13.3	12.0	14.1	26.1	103.6	28.7	26.1	25.2	27.5	26.7
Taiwan Prov.of China	528	5.1	1.2	0.9	1.2	1.2	1.3	64.3	13.7	14.6	15.4	18.4	12.8
United Kingdom	112	362.3	99.3	86.4	76.9	86.1	74.1	389.5	95.3	114.1	85.8	101.3	93.9
United States	111	403.7	83.4	76.9	91.0	97.8	82.1	194.9	41.4	58.2	31.9	63.0	52.7
Emerg. & Dev. Economies	200	2,204.2	554.2	589.6	515.6	637.8	690.1	3,375.9	776.0	791.9	824.8	902.3	830.9
Emerg. & Dev. Asia	505	273.5	67.6	67.7	57.3	79.1	79.1	794.0	192.3	188.9	208.4	216.8	211.1
Bangladesh	513	0.7	0.3	0.3	0.2	0.2	0.1	1.0	0.4	0.3	0.3	0.3	0.4
Bhutan	514	....	....	....	....	....	0.0	....	....	....	0.0	....	....
Brunei Darussalam	516	0.0	0.0	....	....	....	0.0	....	....	....	....	....	....
Cambodia	522	0.2	0.1	0.0	0.0	0.0	0.0	2.0	0.3	0.1	0.6	0.4	0.2
China,P.R.: Mainland	924	150.3	38.5	37.2	31.6	45.2	49.6	693.6	166.7	161.2	183.7	189.7	179.3
Fiji	819	....	....	....	....	....	....	0.0	....	....	0.0	0.0	....
F.T. French Polynesia	887	0.0	....	....	....	0.2	0.0	....	....	....	....	....	....
F.T. New Caledonia	839	0.0	0.0	0.0	0.0	0.0	0.0	....	....	....	....	....	....
India	534	69.8	18.2	20.5	16.1	23.1	13.1	27.5	7.0	8.3	7.2	8.2	12.8
Indonesia	536	2.2	0.3	0.2	0.8	0.8	0.4	9.9	1.7	2.7	2.1	1.9	2.0
Lao People's Dem.Rep	544	0.0	....	....	....	....	....	....	....	....	....	....	....
Malaysia	548	3.0	0.5	1.1	0.9	1.0	1.1	14.3	3.3	3.5	3.4	3.2	3.1
Maldives	556	0.0	....	0.0	0.0	....	0.0	....	....	....	....	....	....
Marshall Islands	867	0.1	....	0.0	....	0.0	0.0	....	....	....	....	....	....
Mongolia	948	3.9	0.8	0.3	0.2	1.9	0.1	0.0	0.0	....	....	0.0	....
Myanmar	518	0.3	0.3	....	....	....	....	0.0	....	0.0	....	....	0.0
Nepal	558	....	....	....	....	0.0	....	0.0	0.0	0.0	0.0	0.0	0.0

# Estonia (939)

In Millions of U.S. Dollars

		Exports (FOB)						Imports (CIF)					
		2015	2015Q3	2015Q4	2016Q1	2016Q2	2016Q3	2015	2015Q3	2015Q4	2016Q1	2016Q2	2016Q3
Palau	565	....	....	....	....	....	0.0	....	....	....	....	....	....
Papua New Guinea	853	0.0	....	0.0	0.0	....	....	0.0	....	0.0	0.0	0.0	0.0
Philippines	566	0.7	0.3	0.1	1.5	0.7	2.1	2.4	0.5	0.7	0.9	1.5	0.7
Sri Lanka	524	1.5	0.2	0.8	1.4	1.2	1.7	2.9	1.0	0.7	0.6	0.8	0.9
Thailand	578	25.1	5.3	4.5	3.3	3.1	8.0	29.6	8.1	8.9	7.0	7.7	8.8
Vietnam	582	13.0	2.1	2.1	1.0	1.0	1.5	10.6	3.4	2.5	2.6	3.2	2.8
Asia n.s.	598	2.4	0.7	0.5	0.3	0.9	1.3	0.0	....	0.0	....	....	....
<b>Europe</b>	170	<b>1,544.2</b>	<b>390.8</b>	<b>401.8</b>	<b>346.0</b>	<b>412.7</b>	<b>434.0</b>	<b>2,482.5</b>	<b>562.9</b>	<b>582.1</b>	<b>597.4</b>	<b>662.7</b>	<b>596.0</b>
<b>Emerg. &amp; Dev. Europe</b>	903	<b>527.4</b>	<b>112.8</b>	<b>133.4</b>	<b>136.8</b>	<b>151.7</b>	<b>157.8</b>	<b>1,432.0</b>	<b>361.6</b>	<b>337.3</b>	<b>383.8</b>	<b>423.6</b>	<b>359.0</b>
Albania	914	0.7	0.3	0.3	0.1	0.1	0.1	0.1	....	0.1	0.4	0.9	1.1
Bosnia and Herzegovina	963	1.1	0.3	0.2	0.2	0.4	0.3	0.3	0.0	0.1	0.1	0.1	0.1
Bulgaria	918	27.4	5.9	7.9	6.5	6.6	6.3	12.5	3.0	3.7	2.1	2.7	2.7
Croatia	960	1.6	0.4	0.4	0.6	0.6	0.5	1.9	0.3	0.6	0.5	0.6	0.5
Faroe Islands	816	0.7	0.3	0.2	0.2	0.1	0.2	0.3	0.0	0.1	0.3	....	0.3
Gibraltar	823	0.1	0.0	0.0	0.0	0.0	0.0	0.0	....	0.0	....	....	....
Hungary	944	50.4	12.0	14.7	13.3	12.3	10.2	234.3	60.6	50.2	83.6	103.2	63.8
Kosovo	967	0.2	0.1	....	0.0	0.2	0.0	0.0	....	....	0.0	....	0.0
Macedonia, FYR	962	0.2	0.1	0.1	0.3	0.3	0.4	0.2	0.0	0.0	0.1	0.2	0.2
Montenegro	943	0.1	0.0	0.0	....	0.1	0.0	0.0	0.0	....	....	....	....
Poland	964	293.8	70.7	66.0	83.0	73.2	69.8	1,075.9	274.3	255.9	269.8	282.3	257.4
Romania	968	34.0	9.6	14.0	6.1	10.5	40.5	48.6	10.2	12.1	10.9	14.5	15.6
Serbia, Republic of	942	6.6	1.5	1.6	1.3	1.6	1.6	3.3	0.5	1.0	1.2	1.5	1.0
Turkey	186	110.6	11.6	28.1	25.4	45.8	27.9	54.6	12.5	13.5	14.9	17.8	16.3
<b>CIS</b>	901	<b>1,016.8</b>	<b>278.0</b>	<b>268.4</b>	<b>209.3</b>	<b>261.0</b>	<b>276.2</b>	<b>1,050.5</b>	<b>201.3</b>	<b>244.7</b>	<b>213.5</b>	<b>239.1</b>	<b>237.0</b>
Armenia	911	0.5	0.1	0.1	0.0	0.1	0.0	0.2	0.1	0.1	0.3	0.2	0.0
Azerbaijan, Rep. of	912	5.4	1.6	0.7	1.0	0.6	1.3	0.3	0.1	0.1	0.1	0.2	0.2
Belarus	913	38.7	9.4	9.4	6.9	13.9	15.4	72.3	14.5	14.8	15.6	15.3	18.4
Georgia	915	4.5	0.9	1.8	2.0	1.1	2.2	2.6	0.5	0.6	0.4	0.9	0.6
Kazakhstan	916	29.1	4.6	10.6	3.6	7.4	3.4	11.3	3.3	1.3	1.0	2.0	1.1
Kyrgyz Republic	917	1.1	0.6	0.1	0.1	0.1	0.1	0.0	0.0	0.0	0.0	0.0	0.0
Moldova	921	5.5	0.9	2.6	1.3	1.3	1.5	3.7	0.6	1.3	1.0	1.0	0.6
Russian Federation	922	855.4	242.7	220.7	173.2	211.0	228.6	909.5	170.5	211.8	179.8	200.9	196.6
Tajikistan	923	1.4	0.1	0.2	0.0	0.0	0.0	....	....	....	....	....	0.6
Turkmenistan	925	2.6	0.2	1.8	0.2	0.8	0.3	0.0	....	0.0	....	....	....
Ukraine	926	61.5	14.2	17.3	17.6	21.6	18.8	50.3	11.6	14.6	15.3	18.7	18.8
Uzbekistan	927	11.4	2.8	3.1	3.5	3.0	4.6	0.3	0.2	0.1	0.0	0.0	0.1
Europe n.s.	884	0.0	0.0	....	0.0	0.0	....	0.0	....	....	....	0.0	....
<b>Mid East, N Africa, Pak</b>	440	<b>191.6</b>	<b>55.8</b>	<b>72.1</b>	<b>46.7</b>	<b>37.6</b>	<b>27.6</b>	<b>31.4</b>	<b>6.8</b>	<b>9.9</b>	<b>8.3</b>	<b>8.6</b>	<b>8.1</b>
Afghanistan, I.R. of	512	1.0	0.1	0.1	0.1	0.0	0.0	0.0	0.0	....	0.1	....	....
Algeria	612	32.1	19.9	10.6	0.5	0.6	5.0	....	....	....	....	....	....
Bahrain, Kingdom of	419	0.4	0.1	0.1	0.1	0.4	0.1	0.2	0.1	0.2	0.0	0.2	0.1
Djibouti	611	0.1	....	0.1	....	....	....	....	....	....	....	....	....
Egypt	469	15.3	2.8	4.8	3.1	3.0	3.0	2.8	0.5	0.7	1.0	0.9	0.7
Iran, I.R. of	429	16.0	0.5	1.3	0.9	1.1	1.6	0.1	0.0	0.0	....	0.0	0.0
Iraq	433	1.5	0.1	0.2	0.2	0.1	0.1	....	....	....	....	....	0.0
Jordan	439	4.7	0.9	1.4	0.6	0.9	0.5	0.1	0.0	0.0	0.0	0.2	0.0
Kuwait	443	11.7	7.6	2.4	0.2	0.1	0.1	0.0	0.0	0.0	0.0	0.0	....
Lebanon	446	5.8	0.5	0.5	0.5	0.7	0.4	0.2	0.0	0.0	0.0	0.0	0.0
Libya	672	0.2	0.1	0.0	0.0	0.1	0.0	....	....	....	....	....	....
Mauritania	682	0.0	....	....	0.0	0.0	....	....	....	....	....	0.0	....
Morocco	686	16.3	2.5	9.4	5.5	1.5	5.0	3.1	0.8	0.8	0.1	0.2	0.1
Oman	449	1.2	0.3	0.1	0.1	0.2	0.2	0.0	0.0	0.0	0.0	0.1	0.1
Pakistan	564	4.8	0.8	1.1	0.7	0.9	0.4	11.3	3.0	3.0	3.2	3.4	3.0
Qatar	453	0.9	0.2	0.2	0.1	0.2	0.1	0.1	0.0	....	0.1	0.0	0.0
Saudi Arabia	456	39.4	5.9	29.6	25.6	14.4	1.7	10.6	1.7	4.0	2.9	2.9	3.2
Sudan	732	0.6	0.3	....	....	0.3	0.3	0.0	....	0.0	....	....	....
Syrian Arab Republic	463	0.1	....	0.0	0.0	0.0	0.0	....	....	....	....	....	....
Tunisia	744	1.9	0.2	0.0	0.1	0.1	0.1	0.9	0.1	0.1	0.0	0.1	0.1
United Arab Emirates	466	37.5	12.9	10.3	8.2	13.1	9.0	2.0	0.6	1.0	0.9	0.7	0.8
West Bank and Gaza	487	0.1	0.1	0.0	....	0.0	....	....	....	....	....	....	....



# Estonia (939)

In Millions of U.S. Dollars

		Exports (FOB)						Imports (CIF)					
		2015	2015Q3	2015Q4	2016Q1	2016Q2	2016Q3	2015	2015Q3	2015Q4	2016Q1	2016Q2	2016Q3
Yemen, Republic of	474	0.0	....	....	0.0	....	0.0	....	....	....	....	....	....
<b>Sub-Saharan Africa</b>	<b>603</b>	<b>86.0</b>	<b>10.0</b>	<b>19.6</b>	<b>34.5</b>	<b>47.1</b>	<b>52.2</b>	<b>15.1</b>	<b>4.4</b>	<b>4.2</b>	<b>3.1</b>	<b>4.6</b>	<b>5.0</b>
Angola	614	0.9	0.2	0.6	0.4	0.1	5.3	0.0	0.0	....	....	....	....
Benin	638	1.6	0.3	0.3	0.4	0.2	....	....	....	....	....	....	....
Botswana	616	0.7	....	0.2	....	....	....	....	....	....	....	....	....
Burkina Faso	748	0.0	0.0	....	....	....	....	....	....	....	....	....	....
Burundi	618	0.0	....	....	....	....	....	....	....	....	....	....	....
Cabo Verde	624	....	....	....	....	....	....	0.0	....	....	....	....	....
Cameroon	622	0.5	0.0	0.0	0.0	0.1	0.2	0.1	....	....	0.1	....	0.1
Comoros	632	....	....	....	....	0.0	....	....	....	....	....	....	....
Congo, Dem. Rep. of	636	0.0	....	0.0	....	....	....	1.3	1.3	....	....	....	0.0
Congo, Republic of	634	0.1	....	0.0	0.0	....	....	0.0	....	0.0	....	....	....
Côte d'Ivoire	662	0.7	0.2	0.3	0.1	0.1	0.0	1.1	0.3	0.3	0.3	0.7	0.8
Eritrea	643	....	....	....	....	....	....	....	....	....	....	0.0	....
Ethiopia	644	0.1	0.0	0.0	0.0	0.0	0.0	0.0	0.0	....	0.1	....	....
Gabon	646	0.0	....	0.0	0.0	....	....	....	....	....	....	....	....
Gambia, The	648	0.1	0.0	0.0	0.0	0.1	0.0	....	....	....	....	....	....
Ghana	652	0.9	0.2	0.1	0.2	0.2	0.0	3.2	0.8	1.0	0.7	0.9	1.8
Guinea	656	0.0	0.0	0.0	0.0	0.0	....	....	....	....	....	0.2	....
Kenya	664	9.1	0.6	6.0	0.2	7.9	1.4	0.1	....	....	0.0	....	0.0
Liberia	668	0.4	0.0	0.0	0.0	0.0	0.0	....	....	....	....	....	....
Madagascar	674	0.0	0.0	....	....	0.0	0.0	0.0	....	0.0	0.0	0.0	....
Malawi	676	0.1	0.0	0.0	0.0	0.1	0.1	....	....	....	....	....	....
Mali	678	0.1	0.1	....	0.0	0.0	....	0.1	....	0.1	....	0.0	....
Mauritius	684	0.3	0.1	0.1	0.1	0.1	0.1	0.0	....	....	0.0	....	0.0
Mozambique	688	0.0	....	0.0	....	....	0.0	....	....	....	....	....	....
Namibia	728	10.1	0.5	5.0	0.2	0.0	6.5	0.0	0.0	0.0	....	....	....
Niger	692	0.0	0.0	....	....	....	....	0.0	0.0	....	....	....	....
Nigeria	694	2.9	0.5	0.4	8.1	10.9	20.8	4.7	0.6	1.7	1.1	1.8	1.1
Rwanda	714	....	....	....	....	....	....	0.0	0.0	....	....	....	....
Senegal	722	1.1	0.0	....	0.0	0.2	0.1	....	....	....	0.0	....	0.0
Seychelles	718	0.0	....	0.0	0.0	0.0	0.0	....	....	....	....	....	....
Sierra Leone	724	0.2	0.0	0.1	0.2	0.1	0.0	0.0	....	0.0	....	....	....
South Africa	199	6.8	1.8	2.1	2.7	1.8	1.6	4.2	1.2	1.1	0.7	0.9	1.0
Swaziland	734	....	....	....	....	....	....	....	....	....	....	0.0	....
Tanzania	738	4.2	0.4	3.4	0.3	0.2	0.1	....	....	....	....	....	0.0
Togo	742	44.2	5.0	....	21.6	25.0	15.7	....	....	....	....	0.1	....
Uganda	746	0.4	0.1	0.2	0.0	....	0.0	0.0	0.0	0.0	0.0	0.0	....
Zambia	754	0.5	0.0	0.5	0.0	....	0.0	0.0	....	....	....	....	....
Zimbabwe	698	0.1	0.0	0.0	0.0	0.0	0.1	0.2	0.1	0.1	0.0	....	0.2
<b>Western Hemisphere</b>	<b>205</b>	<b>108.9</b>	<b>29.9</b>	<b>28.5</b>	<b>31.0</b>	<b>61.3</b>	<b>97.3</b>	<b>53.0</b>	<b>9.6</b>	<b>6.8</b>	<b>7.6</b>	<b>9.5</b>	<b>10.6</b>
Antigua and Barbuda	311	0.0	0.0	0.0	0.0	0.0	....	0.0	....	0.0	....	....	....
Argentina	213	0.9	0.2	0.2	0.5	0.2	0.4	2.5	0.5	0.7	0.4	0.7	0.5
Aruba	314	0.2	0.0	0.0	0.0	0.1	0.1	0.0	....	0.0	....	0.0	....
Bahamas, The	313	0.8	0.1	0.5	0.1	0.6	0.8	....	....	....	....	0.0	0.0
Barbados	316	0.0	....	....	....	....	....	....	....	....	....	....	....
Belize	339	0.1	0.1	....	0.3	0.0	0.2	0.0	....	....	....	....	....
Bermuda	319	0.0	....	....	....	....	....	....	....	....	....	....	....
Bolivia	218	0.9	0.4	0.3	0.1	0.2	0.2	....	....	....	....	....	0.0
Brazil	223	28.6	8.2	6.6	3.7	6.4	7.1	29.0	2.9	2.5	2.9	3.1	4.2
Chile	228	2.7	0.8	0.7	1.6	0.8	1.3	7.2	2.0	1.5	1.1	1.7	2.1
Colombia	233	0.5	0.1	0.2	0.1	0.1	0.1	0.4	0.0	0.1	0.3	0.2	0.1
Costa Rica	238	0.1	0.0	0.0	0.0	0.1	0.0	0.1	0.0	0.0	0.0	0.0	0.0
Curacao	354	0.1	0.0	0.0	0.0	0.1	0.0	....	....	....	....	0.0	0.0
Dominica	321	0.0	0.0	0.0	....	0.0	0.0	0.0	....	....	....	....	....
Dominican Republic	243	0.1	0.1	....	0.0	0.0	0.1	0.1	0.0	0.0	0.0	0.0	0.0
Ecuador	248	0.4	0.3	0.1	0.0	0.0	0.1	0.0	....	0.0	0.0	0.4	0.4
El Salvador	253	0.0	0.0	0.0	0.0	....	0.0	0.0	0.0	0.0	0.0	0.0	0.0
Greenland	326	0.0	....	....	0.0	0.0	0.0	0.0	....	0.0	....	0.2	....
Guatemala	258	0.0	....	....	0.0	0.0	0.0	0.0	....	0.0	0.0	0.0	0.0

# Estonia (939)

In Millions of U.S. Dollars

		Exports (FOB)						Imports (CIF)					
		2015	2015Q3	2015Q4	2016Q1	2016Q2	2016Q3	2015	2015Q3	2015Q4	2016Q1	2016Q2	2016Q3
Guyana	336	0.1	0.0	0.0	....	....	0.0	0.0	0.0	....	....	....	....
Haiti	263	....	....	....	....	....	....	0.0	0.0	0.0	0.0	0.0	0.0
Honduras	268	3.4	0.0	0.0	0.0	0.0	0.1	0.0	0.0	0.0	0.0	0.0	0.0
Jamaica	343	0.0	0.0	....	0.0	0.0	....	....	....	....	....	....	....
Mexico	273	53.3	8.4	15.8	22.2	51.5	86.0	11.9	3.5	1.7	2.3	2.7	2.7
Nicaragua	278	0.1	0.0	0.0	0.0	0.0	0.0	0.0	0.0	0.0	0.0	0.0	0.0
Panama	283	0.2	0.0	0.2	0.0	0.1	0.0	0.0	0.0	0.0	....	0.0	....
Paraguay	288	0.6	0.0	0.4	0.1	0.2	0.4	....	....	....	0.1	0.0	....
Peru	293	1.3	0.4	0.4	0.3	0.5	0.4	1.8	0.7	0.3	0.3	0.2	0.5
Sint Maarten	352	9.0	9.0	....	0.0	....	....	0.0	....	....	0.0	0.0	0.0
St. Kitts and Nevis	361	0.0	0.0	0.0	....	....	....	0.0	....	....	....	....	....
St. Vincent & Grens.	364	0.1	0.1	....	0.0	0.0	....	....	....	....	....	....	....
Suriname	366	0.1	0.0	0.0	....	0.1	....	0.0	....	....	....	....	....
Trinidad and Tobago	369	0.0	0.0	....	0.0	....	....	....	....	....	....	....	....
Uruguay	298	4.6	1.3	2.9	1.7	0.3	0.1	0.0	....	0.0	....	....	....
Venezuela, Rep. Bol.	299	0.4	0.3	0.0	0.0	0.0	....	....	....	....	0.0	....	0.0
Western Hem. n.s.	399	0.2	0.0	0.2	0.0	....	0.0	....	....	....	0.0	....	....
<b>Other Countries n.i.e</b>	<b>910</b>	<b>2.2</b>	<b>0.8</b>	<b>0.6</b>	<b>2.6</b>	<b>0.2</b>	<b>1.2</b>	<b>0.0</b>	<b>0.0</b>	<b>0.0</b>	<b>0.0</b>	<b>0.0</b>	<b>0.0</b>
Cuba	928	2.2	0.8	0.6	2.6	0.2	1.2	0.0	0.0	0.0	0.0	0.0	0.0
<b>Special Categories</b>	<b>899</b>	<b>88.4</b>	<b>20.5</b>	<b>25.0</b>	<b>15.2</b>	<b>21.4</b>	<b>26.2</b>	<b>0.0</b>	<b>0.0</b>	<b>....</b>	<b>3.1</b>	<b>....</b>	<b>....</b>
<b>Countries &amp; Areas n.s.</b>	<b>898</b>	<b>....</b>	<b>....</b>	<b>....</b>	<b>....</b>	<b>....</b>	<b>....</b>	<b>57.5</b>	<b>18.6</b>	<b>2.4</b>	<b>33.4</b>	<b>13.7</b>	<b>11.9</b>
<b>Memorandum Items</b>													
Africa	605	137.0	33.0	39.7	40.7	49.5	62.6	19.1	5.3	5.1	3.2	4.9	5.2
Middle East	405	134.8	32.0	50.8	39.7	34.1	16.7	16.0	2.9	6.0	4.9	4.9	5.0
European Union	998	9,630.1	2,354.5	2,389.7	2,332.5	2,525.9	2,409.2	11,867.9	3,051.7	2,980.7	2,910.2	3,238.1	3,049.5
Export earnings: fuel	080	1,039.4	298.3	290.0	222.6	261.2	278.0	939.3	176.9	220.2	186.1	209.3	203.8
Export earnings: nonfuel	092	11,789.8	2,848.6	2,910.8	2,841.7	3,158.0	3,088.2	13,585.8	3,458.5	3,394.3	3,348.3	3,733.6	3,504.6

# Ethiopia (644)

In Millions of U.S. Dollars

		Exports (FOB)						Imports (CIF)					
		2015	2015Q3	2015Q4	2016Q1	2016Q2	2016Q3	2015	2015Q3	2015Q4	2016Q1	2016Q2	2016Q3
IFS World		3,824.5	....	....	....	....	....	19,062.7	....	....	....	....	....
World	001	5,046.7	1,378.7	1,025.9	1,275.8	1,352.9	1,330.6	28,034.6	6,729.1	7,470.9	6,205.5	6,829.5	6,707.5
Advanced Economies	110	2,011.1	572.5	456.2	475.8	456.5	530.0	5,711.0	1,348.0	1,229.1	1,115.0	1,215.9	1,358.6
Euro Area	163	1,117.6	322.9	273.1	336.7	273.6	295.9	2,144.8	513.9	585.1	576.7	679.1	661.0
Austria	122	0.2	0.0 r	0.1 r	0.0 r	0.1 r	0.2 r	56.2	7.9 r	20.0 r	16.1 r	31.7 r	16.5 r
Belgium	124	79.9	17.2 r	12.7 r	16.3 r	16.8 r	14.7 r	300.6	93.5 r	61.7 r	87.1 r	56.2 r	67.3 r
Cyprus	423	0.1	0.0 r	0.0 r	0.0 r	0.0 r	....	6.2	2.4 r	1.3 r	1.5 r	2.8 r	2.7 r
Estonia	939	0.0	0.0 r	....	0.1 r	....	....	6.4	0.1 r	1.3 r	0.0 r	0.0 r	0.0 r
Finland	172	5.0	2.0 r	1.3 r	1.4 r	1.2 r	2.3 r	9.4	1.4 r	4.5 r	5.6 r	6.6 r	5.7 r
France	132	59.2	11.7 r	11.5 r	10.3 r	13.2 r	17.5 r	220.6	30.5 r	22.4 r	29.8 r	212.3 r	128.3 r
Germany	134	321.9	85.5 r	81.0 r	77.3 r	72.0 r	94.3 r	383.8	83.3 r	113.9 r	102.4 r	109.1 r	131.9 r
Greece	174	11.9	1.8 r	4.2 r	4.7 r	4.9 r	4.0 r	22.0	5.5 r	7.0 r	5.2 r	2.3 r	5.2 r
Ireland	178	0.7	0.2 r	0.2 r	0.3 r	0.3 r	0.0 r	39.0	7.3 r	13.5 r	10.7 r	12.2 r	6.9 r
Italy	136	70.2	15.9 r	15.0 r	12.9 r	16.0 r	13.1 r	640.7	151.0 r	212.7 r	180.2 r	136.6 r	170.0 r
Latvia	941	0.0	0.0 r	0.0 r	0.0 r	0.0 r	0.0 r	1.9	1.0 r	0.3 r	10.4 r	0.5 r	0.6 r
Lithuania	946	0.5	0.1 r	0.1 r	0.2 r	0.1 r	....	3.7	1.1 r	1.5 r	3.3 r	4.0 r	3.6 r
Luxembourg	137	0.0	....	....	....	....	....	0.4	0.1 r	0.1 r	0.5 r	1.8 r	0.0 r
Malta	181	0.0	0.0 r	....	0.0 r	0.0 r	0.0 r	1.0	....	....	0.0 r	0.0 r	....
Netherlands	138	535.0	185.0 r	144.6 r	211.6 r	145.2 r	146.2 r	251.4	72.0 r	65.1 r	76.5 r	57.7 r	70.1 r
Portugal	182	3.7	1.1 r	0.8 r	0.7 r	1.7 r	1.4 r	17.2	1.6 r	2.4 r	2.9 r	2.8 r	4.3 r
Slovak Republic	936	0.1	0.0 r	0.0 r	0.0 r	0.0 r	0.0 r	2.4	0.4 r	0.8 r	5.1 r	0.5 r	0.9 r
Slovenia	961	1.3	0.2 r	0.4 r	0.3 r	0.4 r	0.2 r	2.9	0.8 r	1.0 r	0.6 r	1.1 r	0.7 r
Spain	184	27.8	2.2 r	1.1 r	0.6 r	1.5 r	1.9 r	179.0	53.9 r	55.7 r	38.6 r	40.9 r	46.3 r
Australia	193	23.6	10.3 r	5.9 r	3.2 r	5.0 r	7.9 r	12.5	2.8 r	2.1 r	5.8 r	5.4 r	12.4 r
Canada	156	15.7	4.5 r	4.3 r	4.2 r	6.0 r	5.9 r	40.8	20.2 r	10.1 r	10.4 r	8.0 r	20.9 r
China,P.R.: Hong Kong	532	28.1	4.7 r	13.7 r	5.5 r	7.4 r	4.7 r	15.1	3.1 r	2.9 r	2.9 r	1.6 r	2.8 r
Czech Republic	935	1.3	0.0 r	0.7 r	0.1 r	0.1 r	0.1 r	14.3	4.1 r	7.6 r	5.3 r	5.3 r	9.0 r
Denmark	128	1.4	0.2 r	0.4 r	0.2 r	0.2 r	0.4 r	38.1	13.6 r	5.8 r	10.5 r	9.6 r	7.8 r
Iceland	176	0.3	0.1 r	0.1 r	0.0 r	0.1 r	0.0 r	0.3	0.1 r	0.1 r	0.1 r	0.1 r	0.1 r
Israel	436	94.7	18.1 r	16.3 r	23.3 r	19.9 r	21.4 r	36.2	14.9 r	7.3 r	21.9 r	15.7 r	10.1 r
Japan	158	96.8	29.0 r	22.4 r	15.6 r	16.6 r	29.0 r	917.4	271.9 r	202.3 r	154.0 r	120.6 r	189.2 r
Korea, Republic of	542	53.7	20.2 r	11.3 r	5.4 r	14.6 r	17.6 r	282.5	102.9 r	56.5 r	69.5 r	65.6 r	58.1 r
New Zealand	196	4.5	0.9 r	2.0 r	0.7 r	1.0 r	1.8 r	6.5	1.5 r	0.4 r	0.9 r	1.2 r	0.8 r
Norway	142	29.5	7.2 r	7.4 r	8.1 r	8.5 r	7.4 r	4.6	1.8 r	0.9 r	1.7 r	0.9 r	0.5 r
Singapore	576	11.2	1.4 r	4.9 r	1.3 r	5.0 r	3.5 r	18.7	2.2 r	1.5 r	4.2 r	6.0 r	8.5 r
Sweden	144	22.0	4.3 r	5.5 r	6.1 r	4.0 r	6.1 r	718.3	53.2 r	63.9 r	78.5 r	37.3 r	55.4 r
Switzerland	146	160.3	28.7 r	33.0 r	12.8 r	19.6 r	40.5 r	70.1	22.7 r	27.2 r	22.2 r	21.0 r	25.3 r
Taiwan Prov.of China	528	7.0	2.0 r	1.9 r	1.1 r	1.5 r	3.9 r	105.3	31.3 r	20.7 r	27.1 r	22.6 r	31.8 r
United Kingdom	112	65.5	36.2 r	8.6 r	11.2 r	12.3 r	14.8 r	225.1	92.3 r	25.6 r	54.0 r	42.8 r	72.9 r
United States	111	277.8	82.0 r	44.9 r	40.2 r	61.3 r	69.2 r	1,060.5	195.6 r	209.3 r	69.5 r	173.2 r	192.3 r
Vatican	187	....	....	....	....	....	....	0.0	0.0 r	0.0 r	0.0 r	0.0 r	0.0 r
Emerg. & Dev. Economies	200	3,030.7	804.9	568.7	798.8	895.0	799.3	16,523.4	4,014.2	4,706.7	3,855.3	4,180.1	3,921.8
Emerg. & Dev. Asia	505	500.8	113.2	67.9	152.0	212.6	154.3	9,552.2	2,420.5	2,837.7	2,294.6	2,482.4	2,298.8
Bangladesh	513	0.9	0.3 r	0.2 r	0.2 r	0.2 r	0.2 r	5.5	1.3 r	1.1 r	0.3 r	0.4 r	0.4 r
Cambodia	522	0.0	0.0 r	0.0 r	0.0 r	0.0 r	0.0 r	0.6	0.1 r	0.2 r	0.1 r	0.1 r	0.1 r
China,P.R.: Mainland	924	378.5	84.5 r	42.8 r	109.6 r	166.8 r	96.3 r	7,166.9	1,780.5 r	2,234.1 r	1,633.5 r	1,779.4 r	1,606.0 r
F.T. French Polynesia	887	0.1 e	0.0 e	0.0 e	0.0 e	0.0 e	0.0 e	0.0	0.0 r	0.0 r	0.0 r	0.0 r	0.0 r
F.T. New Caledonia	839	0.2 e	0.0 e	0.0 e	0.0 e	0.0 e	0.0 e	....	....	....	....	....	....
India	534	75.8	15.2 r	14.8 r	20.4 r	20.4 r	34.6 r	1,358.6	360.6 r	345.9 r	393.7 r	386.9 r	374.1 r
Indonesia	536	22.4	7.5 r	5.6 r	16.7 r	19.5 r	17.8 r	468.5	109.0 r	103.0 r	119.2 r	162.3 r	160.0 r
Lao People's Dem.Rep	544	....	....	....	....	....	....	0.0	0.0 r	0.0 r	0.0 r	0.0 r	0.0 r
Malaysia	548	0.4	0.3 r	0.0 r	0.0 r	0.2 r	0.2 r	194.7	68.5 r	81.2 r	61.5 r	64.0 r	78.1 r
Mongolia	948	0.0	0.0 r	0.0 r	0.0 r	0.0 r	0.0 r	....	....	....	....	....	....
Myanmar	518	0.1	0.0 r	0.0 r	0.0 r	0.0 r	0.0 r	0.1	0.0 r	0.0 r	0.0 r	0.0 r	0.0 r
Nepal	558	0.1	0.0 r	0.0 r	0.0 r	0.0 r	0.0 r	0.0	0.0 r	0.0 r	0.0 r	0.0 r	0.0 r
Palau	565	0.0 e	0.0 e	0.0 e	0.0 e	0.0 e	0.0 e	....	....	....	....	....	....
Papua New Guinea	853	0.0	0.0 r	0.0 r	0.0 r	0.0 r	0.0 r	....	....	....	....	....	....
Philippines	566	1.8	0.1 r	0.2 r	0.1 r	0.1 r	0.1 r	16.4	5.9 r	2.7 r	2.0 r	2.1 r	2.1 r
Sri Lanka	524	1.0	0.3 r	0.1 r	0.3 r	0.2 r	0.1 r	2.9	1.5 r	0.1 r	0.6 r	1.0 r	1.4 r
Thailand	578	6.6	1.3 r	1.5 r	1.3 r	1.5 r	1.6 r	185.4	57.1 r	28.8 r	50.7 r	47.3 r	37.6 r

# Ethiopia (644)

In Millions of U.S. Dollars

		Exports (FOB)						Imports (CIF)					
		2015	2015Q3	2015Q4	2016Q1	2016Q2	2016Q3	2015	2015Q3	2015Q4	2016Q1	2016Q2	2016Q3
Timor-Leste	537	....	....	....	....	....	....	0.0	0.0 r	0.0 r	0.0 r	0.0 r	0.0 r
Tonga	866	0.3	0.1 r	0.1 r	0.1 r	0.1 r	0.1 r	0.0	0.0 r	0.0 r	0.0 r	0.0 r	0.0 r
Vietnam	582	12.7	3.5 r	2.5 r	3.1 r	3.5 r	3.2 r	65.6	15.2 r	17.0 r	13.8 r	16.2 r	16.2 r
Asia n.s.	598	....	....	....	....	....	....	87.0	20.6 r	23.5 r	19.2 r	22.6 r	22.7 r
<b>Europe</b>	170	<b>84.7</b>	<b>19.2</b>	<b>21.9</b>	<b>30.7</b>	<b>15.7</b>	<b>18.3</b>	<b>1,165.4</b>	<b>272.3</b>	<b>406.2</b>	<b>402.2</b>	<b>343.1</b>	<b>273.2</b>
<b>Emerg. &amp; Dev. Europe</b>	903	<b>60.4</b>	<b>13.2</b>	<b>14.5</b>	<b>26.4</b>	<b>11.7</b>	<b>11.0</b>	<b>798.0</b>	<b>202.9</b>	<b>246.8</b>	<b>316.6</b>	<b>191.8</b>	<b>198.0</b>
Albania	914	0.2	0.1 r	0.0 r	0.0 r	0.1 r	0.0 r	0.1	0.0 r	0.0 r	0.0 r	0.0 r	0.0 r
Bosnia and Herzegovina	963	0.2	0.0 r	0.0 r	0.0 r	0.0 r	0.0 r	0.3	0.1 r	0.1 r	0.1 r	0.1 r	0.1 r
Bulgaria	918	4.7	1.0 r	0.8 r	1.2 r	0.9 r	0.8 r	83.0	6.1 r	11.1 r	8.5 r	13.9 r	15.4 r
Croatia	960	0.3	0.1 r	0.0 r	0.0 r	0.0 r	0.0 r	0.1	0.0 r	0.0 r	0.1 r	0.2 r	0.1 r
Faroe Islands	816	0.0 e	0.0 e	0.0 e	0.0 e	0.0 e	0.0 e	....	....	....	....	....	....
Gibraltar	823	....	....	....	....	....	....	0.0	0.0 r	0.0 r	0.0 r	0.0 r	0.0 r
Hungary	944	0.9	0.2 r	0.3 r	0.3 r	0.2 r	0.1 r	25.1	9.3 r	13.1 r	11.3 r	4.3 r	3.0 r
Macedonia, FYR	962	0.0	0.0 r	0.0 r	0.0 r	0.0 r	0.0 r	0.1	0.0 r	0.0 r	0.0 r	0.0 r	0.0 r
Montenegro	943	0.0 e	0.0 e	0.0 e	0.0 e	0.0 e	0.0 e	....	....	....	....	....	0.1 e
Poland	964	1.6	0.4 r	0.2 r	0.2 r	0.2 r	0.0 r	41.6	4.3 r	8.9 r	16.0 r	1.6 r	24.3 r
Romania	968	2.1	0.5 r	0.6 r	1.4 r	0.1 r	0.8 r	24.1	0.5 r	21.7 r	41.9 r	21.9 r	24.9 r
Turkey	186	50.5	10.9 r	12.5 r	23.3 r	10.2 r	9.1 r	623.6	182.7 r	191.8 r	238.8 r	150.0 r	130.1 r
<b>CIS</b>	901	<b>18.9</b>	<b>4.6</b>	<b>6.4</b>	<b>3.0</b>	<b>2.6</b>	<b>6.0</b>	<b>365.0</b>	<b>68.8</b>	<b>158.8</b>	<b>85.1</b>	<b>150.7</b>	<b>74.6</b>
Armenia	911	0.1	0.0 r	0.0 r	0.0 r	0.0 r	0.0 r	....	....	....	....	....	....
Azerbaijan, Rep. of	912	....	....	....	....	....	....	0.8	0.2 r	0.2 r	0.2 r	0.2 r	0.2 r
Belarus	913	0.0	0.0 r	0.0 r	0.0 r	0.0 r	0.0 r	16.7	0.0 r	0.4 r	2.1 r	0.0 r	0.4 r
Georgia	915	0.0	....	....	....	....	....	1.8	1.8 r	....	....	....	....
Kazakhstan	916	0.0	0.0 r	0.0 r	0.0 r	0.0 r	0.0 r	2.5	0.6 r	0.7 r	0.5 r	0.6 r	0.6 r
Kyrgyz Republic	917	0.0	0.0 r	0.0 r	0.0 r	0.0 r	0.0 r	0.0	0.0 r	0.0 r	0.0 r	0.0 r	0.0 r
Moldova	921	0.0	0.0 r	0.0 r	0.0 r	0.0 r	0.0 r	....	....	....	....	....	....
Russian Federation	922	18.2	4.4 r	6.1 r	2.5 r	2.4 r	5.5 r	121.5	28.1 r	66.1 r	30.7 r	107.2 r	40.4 r
Turkmenistan	925	....	....	....	....	....	....	0.9	0.2 r	0.2 r	....	....	....
Ukraine	926	0.5	0.1 r	0.2 r	0.4 r	0.2 r	0.4 r	219.1	37.5 r	90.7 r	51.1 r	42.2 r	32.5 r
Uzbekistan	927	0.0	0.0 r	0.0 r	0.0 r	0.0 r	0.0 r	1.8	0.4 r	0.5 r	0.4 r	0.4 r	0.4 r
Europe n.s.	884	5.4	1.5 r	1.0 r	1.3 r	1.5 r	1.4 r	2.4	0.6 r	0.6 r	0.5 r	0.6 r	0.6 r
<b>Mid East, N Africa, Pak</b>	440	<b>2,334.5</b>	<b>638.3</b>	<b>459.3</b>	<b>592.4</b>	<b>641.5</b>	<b>602.7</b>	<b>5,405.9</b>	<b>1,225.0</b>	<b>1,352.1</b>	<b>1,094.3</b>	<b>1,264.7</b>	<b>1,258.1</b>
Afghanistan, I.R. of	512	0.0	0.0 r	0.0 r	0.0 r	0.0 r	0.0 r	0.0	0.0 r	0.0 r	0.0 r	0.0 r	0.0 r
Algeria	612	1.4	0.3 r	0.3 r	0.4 r	0.5 r	0.5 r	0.9	0.2 r	0.2 r	0.2 r	0.2 r	0.2 r
Bahrain, Kingdom of	419	3.3	0.8 r	0.6 r	1.0 r	1.2 r	1.2 r	134.8	35.0 r	39.7 r	29.8 r	32.0 r	29.8 r
Djibouti	611	213.3	60.6 r	43.0 r	53.7 r	58.0 r	53.3 r	0.4	0.1 r	0.1 r	0.1 r	0.1 r	0.1 r
Egypt	469	73.1	20.6 r	4.1 r	8.7 r	9.2 r	8.8 r	203.5	55.4 r	44.8 r	38.9 r	44.9 r	44.5 r
Iran, I.R. of	429	0.1	0.0 r	0.0 r	0.0 r	0.0 r	0.0 r	7.8	1.6 r	1.8 r	1.5 r	1.9 r	2.0 r
Iraq	433	1.3	0.4 r	0.3 r	0.3 r	0.4 r	0.3 r	0.0	0.0 r	0.0 r	0.0 r	0.0 r	0.0 r
Jordan	439	31.4	9.6 r	6.5 r	14.1 r	7.5 r	8.9 r	7.2	3.1 r	0.8 r	1.5 r	0.6 r	1.0 r
Kuwait	443	643.1	176.4 r	124.8 r	159.0 r	175.2 r	163.7 r	1,473.9	347.3 r	390.0 r	313.8 r	364.2 r	362.5 r
Lebanon	446	3.3	1.1 r	1.0 r	0.1 r	0.2 r	0.1 r	9.1	1.9 r	0.4 r	0.1 r	0.2 r	0.2 r
Libya	672	4.5	1.2 r	0.9 r	1.1 r	1.2 r	1.1 r	....	....	....	....	....	....
Mauritania	682	0.0	0.0 r	0.0 r	0.0 r	0.0 r	0.0 r	0.0	0.0 r	0.0 r	0.0 r	0.0 r	0.0 r
Morocco	686	0.1	0.0 r	0.0 r	0.1 r	0.1 r	0.1 r	220.2	2.2 r	1.3 r	0.5 r	0.6 r	0.6 r
Oman	449	14.1	4.2 r	2.9 r	3.4 r	3.5 r	3.1 r	42.6	9.9 r	11.1 r	9.0 r	10.4 r	10.4 r
Pakistan	564	47.8	13.1 r	9.3 r	11.8 r	13.0 r	12.2 r	58.4	13.8 r	15.5 r	16.2 r	16.4 r	16.4 r
Qatar	453	1.6	0.4 r	0.3 r	0.4 r	0.4 r	0.4 r	21.3	5.3 r	5.9 r	4.6 r	5.2 r	5.0 r
Saudi Arabia	456	357.1	98.0 r	69.3 r	88.3 r	97.3 r	90.9 r	590.7	139.2 r	156.3 r	125.8 r	146.0 r	145.3 r
Somalia	726	671.7	185.5 r	132.1 r	168.9 r	186.7 r	174.9 r	1.3	0.3 r	0.4 r	0.3 r	0.3 r	0.3 r
Sudan	732	110.1	23.6 r	34.0 r	43.0 r	45.1 r	43.6 r	82.1	7.4 r	5.9 r	5.3 r	6.2 r	6.1 r
Syrian Arab Republic	463	....	....	....	....	....	....	0.8	0.2 r	0.2 r	0.2 r	0.2 r	0.2 r
Tunisia	744	1.7	0.4 r	0.4 r	0.4 r	0.4 r	0.4 r	1.4	0.3 r	0.3 r	0.3 r	0.3 r	0.3 r
United Arab Emirates	466	124.5	33.4 r	23.5 r	30.0 r	33.2 r	31.2 r	428.3	102.0 r	116.4 r	95.1 r	111.8 r	112.4 r
West Bank and Gaza	487	0.2	0.1 r	0.0 r	0.1 r	0.1 r	0.1 r	....	....	....	....	....	....
Yemen, Republic of	474	30.5	8.4 r	5.9 r	7.5 r	8.3 r	7.8 r	7.3	1.7 r	1.9 r	1.6 r	1.8 r	1.8 r
Middle East n.s.	489	....	....	....	....	....	....	2,114.0	498.0 r	558.9 r	449.5 r	521.5 r	519.0 r
<b>Sub-Saharan Africa</b>	603	<b>88.0</b>	<b>27.9</b>	<b>15.1</b>	<b>20.3</b>	<b>21.3</b>	<b>20.3</b>	<b>304.5</b>	<b>82.4</b>	<b>83.7</b>	<b>53.0</b>	<b>72.1</b>	<b>75.5</b>
Angola	614	0.3	0.1 r	0.1 r	0.1 r	0.1 r	0.1 r	0.0	0.0 r	0.0 r	0.0 r	0.0 r	0.0 r
Benin	638	0.0	0.0 r	0.0 r	0.0 r	0.0 r	0.0 r	0.0	0.0 r	0.0 r	0.0 r	0.0 r	0.0 r

# Ethiopia (644)

In Millions of U.S. Dollars

		Exports (FOB)						Imports (CIF)					
		2015	2015Q3	2015Q4	2016Q1	2016Q2	2016Q3	2015	2015Q3	2015Q4	2016Q1	2016Q2	2016Q3
Botswana	616	0.1	0.0 r	0.0 r	0.0 r	0.0 r	0.0 r	0.0	0.0 r	0.0 r	0.0 r	0.0 r	0.0 r
Burkina Faso	748	0.4	0.1 r	0.1 r	0.1 r	0.1 r	0.1 r	0.0	0.0 r	0.0 r	0.0 r	0.0 r	0.0 r
Burundi	618	0.0	0.0 r	0.0 r	0.0 r	0.0 r	0.0 r	....	....	....	....	....	....
Cabo Verde	624	0.0	0.0 r	0.0 r	0.0 r	0.0 r	0.0 r	0.0	0.0 r	0.0 r	0.0 r	0.0 r	0.0 r
Cameroon	622	0.4	0.1 r	0.1 r	0.1 r	0.1 r	0.1 r	1.1	0.3 r	0.3 r	0.2 r	0.3 r	0.3 r
Central African Rep.	626	0.1	0.0 r	0.0 r	0.0 r	0.0 r	0.0 r	....	....	....	....	....	....
Chad	628	0.2	0.1 r	0.0 r	0.1 r	0.1 r	0.1 r	0.1	0.0 r	0.0 r	0.0 r	0.0 r	0.0 r
Comoros	632	0.0	0.0 r	0.0 r	0.0 r	0.0 r	0.0 r	....	....	....	....	....	....
Congo, Dem. Rep. of	636	0.2	0.0 r	0.0 r	0.0 r	0.0 r	0.0 r	....	....	....	....	....	....
Congo, Republic of	634	0.4	0.1 r	0.1 r	0.1 r	0.1 r	0.1 r	0.0	0.0 r	0.0 r	0.0 r	0.0 r	0.0 r
Côte d'Ivoire	662	0.4	0.1 r	0.1 r	0.1 r	0.1 r	0.1 r	0.4	0.1 r	0.1 r	0.1 r	0.1 r	0.1 r
Equatorial Guinea	642	0.0	0.0 r	0.0 r	0.0 r	0.0 r	0.0 r	....	....	....	....	....	....
Gabon	646	0.0	0.0 r	0.0 r	0.0 r	0.0 r	0.0 r	0.0	0.0 r	0.0 r	0.0 r	0.0 r	0.0 r
Gambia, The	648	0.0	0.0 r	0.0 r	0.0 r	0.0 r	0.0 r	....	....	....	....	....	....
Ghana	652	2.1	0.6 r	0.4 r	0.5 r	0.6 r	0.5 r	0.6	0.1 r	0.2 r	0.1 r	0.1 r	0.1 r
Guinea	656	0.1	0.0 r	0.0 r	0.0 r	0.0 r	0.0 r	0.0	0.0 r	0.0 r	0.0 r	0.0 r	0.0 r
Kenya	664	38.9	10.7 r	7.6 r	9.6 r	10.6 r	9.9 r	43.6	10.2 r	11.5 r	9.4 r	11.1 r	11.2 r
Lesotho	666	0.1	0.0 r	0.0 r	0.0 r	0.0 r	0.0 r	....	....	....	....	....	....
Liberia	668	0.0	0.0 r	0.0 r	0.0 r	0.0 r	0.0 r	0.0	0.0 r	0.0 r	0.0 r	0.0 r	0.0 r
Madagascar	674	0.3	0.1 r	0.1 r	0.1 r	0.1 r	0.1 r	0.1	0.0 r	0.0 r	0.0 r	0.0 r	0.0 r
Malawi	676	0.2	0.1 r	0.0 r	0.1 r	0.1 r	0.1 r	0.2	0.1 r	0.1 r	0.0 r	0.1 r	0.1 r
Mali	678	0.4	0.1 r	0.1 r	0.1 r	0.1 r	0.1 r	0.9	0.2 r	0.2 r	0.2 r	0.2 r	0.2 r
Mauritius	684	0.0	0.0 r	0.0 r	0.0 r	0.0 r	0.0 r	0.8	0.0 r	0.0 r	0.0 r	0.0 r	0.0 r
Mozambique	688	0.8	0.3 r	0.2 r	0.2 r	0.2 r	0.2 r	0.1	0.0 r	0.0 r	0.0 r	0.0 r	0.0 r
Namibia	728	0.2	0.1 r	0.0 r	0.0 r	0.1 r	0.0 r	39.5	9.3 r	10.5 r	8.4 r	9.8 r	9.7 r
Niger	692	0.5	0.2 r	0.1 r	0.1 r	0.1 r	0.1 r	0.2	0.0 r	0.0 r	0.0 r	0.0 r	0.0 r
Nigeria	694	4.5	1.2 r	0.9 r	1.1 r	1.2 r	1.1 r	11.9	2.8 r	3.2 r	2.5 r	2.9 r	2.9 r
Rwanda	714	2.5	0.7 r	0.5 r	0.6 r	0.7 r	0.6 r	0.0	0.0 r	0.0 r	0.0 r	0.0 r	0.0 r
São Tomé & Príncipe	716	....	....	....	....	....	....	0.0	0.0 r	0.0 r	0.0 r	0.0 r	0.0 r
Senegal	722	0.2	0.0 r	0.0 r	0.0 r	0.0 r	0.0 r	0.3	0.2 r	0.0 r	....	....	....
Seychelles	718	0.1	0.0 r	0.0 r	0.0 r	0.0 r	0.0 r	0.0	0.0 r	0.0 r	0.0 r	0.0 r	0.0 r
Sierra Leone	724	0.1	0.0 r	0.0 r	0.0 r	0.0 r	0.0 r	0.0	0.0 r	0.0 r	0.0 r	0.0 r	0.0 r
South Africa	199	16.8	6.7 r	2.7 r	4.1 r	4.0 r	4.2 r	191.0	56.3 r	55.1 r	29.2 r	43.6 r	46.3 r
South Sudan, Rep. of	733	3.9	1.1 r	0.8 r	1.0 r	1.1 r	1.0 r	0.3	0.1 r	0.1 r	0.1 r	0.1 r	0.1 r
Swaziland	734	0.3	0.1 r	0.1 r	0.1 r	0.1 r	0.1 r	5.3	0.4 r	0.4 r	0.9 r	1.8 r	2.4 r
Tanzania	738	0.4	0.1 r	0.1 r	0.1 r	0.1 r	0.1 r	7.2	1.7 r	1.9 r	1.5 r	1.8 r	1.8 r
Togo	742	0.5	0.1 r	0.1 r	0.1 r	0.1 r	0.1 r	0.1	0.0 r	0.0 r	0.0 r	0.0 r	0.0 r
Uganda	746	11.5	4.8 r	0.8 r	1.6 r	1.2 r	1.0 r	0.4	0.4 r	0.0 r	0.0 r	0.0 r	0.1 r
Zambia	754	0.2	0.1 r	0.0 r	....	0.0 r	0.0 r	0.0	0.0 r	0.0 r	0.0 r	0.0 r	0.0 r
Zimbabwe	698	0.4	0.1 r	0.1 r	0.1 r	0.1 r	0.1 r	0.2	0.1 r	0.1 r	0.0 r	0.0 r	0.0 r
<b>Western Hemisphere</b>	<b>205</b>	<b>22.7</b>	<b>6.2</b>	<b>4.5</b>	<b>3.5</b>	<b>3.8</b>	<b>3.7</b>	<b>95.4</b>	<b>14.0</b>	<b>27.0</b>	<b>11.2</b>	<b>17.7</b>	<b>16.2</b>
Argentina	213	0.0	0.0 r	0.0 r	0.0 r	0.0 r	0.0 r	4.9	1.2 r	1.2 r	1.2 r	1.2 r	1.2 r
Barbados	316	0.0	0.0 r	0.0 r	0.0 r	0.0 r	0.0 r	0.0	0.0 r	0.0 r	0.0 r	0.0 r	0.0 r
Belize	339	0.0	0.0 r	0.0 r	0.0 r	0.0 r	0.0 r	0.1	0.0 r	0.0 r	0.0 r	0.0 r	0.0 r
Bermuda	319	0.0	0.0 r	0.0 r	0.0 r	0.0 r	0.0 r	....	....	....	....	....	....
Bolivia	218	0.0	0.0 r	0.0 r	0.0 r	0.0 r	0.0 r	0.1	0.0 r	0.0 r	0.0 r	0.0 r	0.0 r
Brazil	223	0.5	0.1 r	0.0 r	0.0 r	0.0 r	0.0 r	62.6	5.4 r	18.4 r	4.0 r	9.9 r	8.3 r
Chile	228	0.5	0.0 r	0.4 r	0.1 r	0.1 r	0.2 r	0.4	....	0.1 r	....	0.1 r	0.2 r
Colombia	233	0.0	....	0.0 r	....	....	....	0.8	0.2 r	....	....	....	....
Costa Rica	238	0.0	0.0 r	0.0 r	0.0 r	0.0 r	0.0 r	0.2	0.1 r	0.1 r	0.1 r	0.1 r	0.1 r
Dominica	321	0.0	0.0 r	0.0 r	0.0 r	0.0 r	0.0 r	0.0	0.0 r	0.0 r	0.0 r	0.0 r	0.0 r
Dominican Republic	243	0.0	0.0 r	0.0 r	0.0 r	0.0 r	0.0 r	....	....	....	....	....	....
Ecuador	248	0.0	....	0.0 r	....	....	....	2.4	1.3 r	1.0 r	0.5 r	0.5 r	0.5 r
El Salvador	253	5.1	2.5 r	1.3 r	....	....	....	0.1	0.0 r	0.0 r	0.0 r	0.0 r	0.0 r
Greenland	326	0.0 e	0.0 e	0.0 e	0.0 e	0.0 e	0.0 e	....	....	....	....	....	....
Grenada	328	....	....	....	....	....	....	0.1	0.0 r	0.0 r	0.0 r	0.0 r	0.0 r
Guatemala	258	0.4	0.1 r	0.0 r	0.1 r	0.1 r	0.1 r	0.2	0.0 r	0.1 r	0.0 r	0.1 r	0.1 r
Haiti	263	....	....	....	....	....	....	3.2	0.8 r	0.8 r	0.7 r	0.8 r	0.8 r
Honduras	268	2.9	0.0 r	0.0 r	....	....	....	0.0	....	0.0 r	....	....	....
Jamaica	343	....	....	....	....	....	....	0.2	0.0 r	0.0 r	0.0 r	0.0 r	0.0 r

# Ethiopia (644)

In Millions of U.S. Dollars

		Exports (FOB)						Imports (CIF)					
		2015	2015Q3	2015Q4	2016Q1	2016Q2	2016Q3	2015	2015Q3	2015Q4	2016Q1	2016Q2	2016Q3
Mexico	273	2.0	0.5 r	0.5 r	0.5 r	0.5 r	0.5 r	9.1	2.3 r	2.3 r	2.3 r	2.3 r	2.3 r
Nicaragua	278	0.5	0.1 r	0.1 r	0.1 r	0.1 r	0.1 r	0.0	0.0 r	0.0 r	0.0 r	0.0 r	0.0 r
Panama	283	0.0	0.0 r	0.0 r	0.0 r	0.0 r	0.0 r	0.1	0.0 r	0.0 r	0.0 r	0.0 r	0.0 r
Paraguay	288	0.0	0.0 r	0.0 r	0.0 r	0.0 r	0.0 r	....	....	....	....	....	....
Peru	293	....	....	....	....	....	....	10.3	2.4 r	2.7 r	2.2 r	2.5 r	2.5 r
St. Kitts and Nevis	361	0.0 e	0.0 e	0.0 e	0.0 e	0.0 e	0.0 e	....	....	....	....	....	....
St. Vincent & Grens.	364	....	....	....	....	....	....	0.0	0.0 r	0.0 r	0.0 r	0.0 r	0.0 r
Suriname	366	0.0	0.0 r	0.0 r	0.0 r	0.0 r	0.0 r	0.2	0.0 r	0.1 r	0.0 r	0.0 r	0.0 r
Uruguay	298	....	....	....	....	....	....	0.1	0.0 r	0.0 r	0.0 r	0.0 r	0.0 r
Venezuela, Rep. Bol.	299	....	....	....	....	....	....	0.0	0.0 r	0.0 r	0.0 r	0.0 r	0.0 r
Western Hem. n.s.	399	10.6	2.9 r	2.1 r	2.6 r	2.9 r	2.7 r	0.3	0.1 r	0.1 r	0.1 r	0.1 r	0.1 r
<b>Other Countries n.i.e</b>	<b>910</b>	<b>0.6</b>	<b>0.2</b>	<b>0.1</b>	<b>0.1</b>	<b>0.2</b>	<b>0.1</b>	<b>6.1</b>	<b>1.5</b>	<b>1.8</b>	<b>1.5</b>	<b>1.9</b>	<b>1.9</b>
Cuba	928	....	....	....	....	....	....	0.3	0.1 r	0.1 r	0.1 r	0.1 r	0.1 r
Korea, Dem. People's Rep.	954	0.6	0.2 r	0.1 r	0.1 r	0.2 r	0.1 r	5.8	1.4 r	1.7 r	1.5 r	1.8 r	1.9 r
<b>Countries &amp; Areas n.s.</b>	<b>898</b>	<b>4.3</b>	<b>1.2 r</b>	<b>0.8 r</b>	<b>1.1 r</b>	<b>1.2 r</b>	<b>1.1 r</b>	<b>5,794.0</b>	<b>1,365.4 r</b>	<b>1,533.2 r</b>	<b>1,233.6 r</b>	<b>1,431.6 r</b>	<b>1,425.2 r</b>
<b>Memorandum Items</b>													
Africa	605	1,082.6	297.3	224.2	285.8	311.0	292.2	610.4	92.9	91.9	59.6	79.7	83.1
Middle East	405	1,288.2	354.6	240.2	314.1	337.6	317.6	5,041.2	1,200.7	1,328.4	1,071.4	1,240.6	1,234.0
European Union	998	1,217.3	365.9	290.3	357.5	291.5	319.1	3,314.4	697.4	742.8	802.8	815.8	873.7
Export earnings: fuel	080	1,209.3	330.6	236.8	296.3	326.2	308.2	2,848.9	675.9	794.9	616.0	785.0	714.2
Export earnings: nonfuel	092	3,837.4	1,048.1	789.1	979.5	1,026.6	1,022.4	25,185.7	6,053.2	6,676.0	5,589.6	6,044.5	5,993.3

# Falkland Islands (323)

In Millions of U.S. Dollars

		Exports (FOB)						Imports (CIF)					
		2015	2015Q3	2015Q4	2016Q1	2016Q2	2016Q3	2015	2015Q3	2015Q4	2016Q1	2016Q2	2016Q3
IFS World		....	....	....	....	....	....	....	....	....	....	....	....
World	001	186.4	20.4	50.9	8.7	122.7	25.9	269.2	50.5	36.9	20.4	24.2	24.1
Advanced Economies	110	164.2	14.5	47.8	5.6	118.6	21.3	256.9	47.7	34.8	18.3	22.3	22.2
Euro Area	163	138.6	8.0	44.2	2.9	90.1	13.5	33.0	4.1	5.0	4.4	1.0	9.3
Austria	122	....	....	....	....	....	....	0.0 e	....	....	0.0 e	....	0.2 e
Belgium	124	....	....	....	....	....	....	1.4 e	0.0 e	....	0.0 e	....	0.0 e
Cyprus	423	....	....	....	....	....	....	0.0 e	....	....	....	....	....
Finland	172	0.0 e	....	....	....	....	....	....	....	....	....	....	0.0 e
France	132	0.4 e	0.0 e	....	....	0.0 e	0.0 e	0.0 e	0.0 e	....	0.3 e	0.0 e	0.0 e
Germany	134	0.9 e	....	0.0 e	0.4 e	2.2 e	0.3 e	0.4 e	0.1 e	0.1 e	0.2 e	0.0 e	0.0 e
Greece	174	....	....	....	....	....	....	26.2 e	2.7 e	4.2 e	....	....	8.5 e
Ireland	178	0.0 e	0.0 e	....	....	0.0 e	0.0 e	....	....	....	....	0.1 e	....
Italy	136	0.0 e	....	0.0 e	....	....	....	0.4 e	0.4 e	0.0 e	0.0 e	0.2 e	0.0 e
Latvia	941	....	....	....	....	....	....	0.1 e	....	0.0 e	....	....	0.0 e
Netherlands	138	0.6 e	....	0.0 e	0.0 e	0.1 e	....	1.2 e	0.3 e	0.2 e	0.0 e	0.1 e	0.1 e
Portugal	182	....	....	....	0.0 e	....	....	....	....	....	0.0 e	....	....
Slovak Republic	936	....	....	....	....	....	....	....	....	....	0.0 e	0.0 e	....
Spain	184	136.7 e	8.0 e	44.2 e	2.5 e	87.8 e	13.2 e	3.3 e	0.6 e	0.4 e	3.8 e	0.6 e	0.3 e
Australia	193	0.1 e	0.0 e	....	0.0 e	0.0 e	0.0 e	9.9 e	9.8 e	0.0 e	....	0.1 e	0.0 e
Canada	156	0.7 e	0.6 e	0.1 e	0.0 e	0.7 e	0.1 e	0.0 e	0.0 e	....	....	0.0 e	....
Czech Republic	935	....	....	....	....	....	....	....	....	....	0.0 e	0.1 e	....
Denmark	128	0.1 e	0.1 e	....	....	....	0.1 e	0.0 e	0.0 e	0.0 e	0.0 e	0.0 e	0.0 e
Iceland	176	....	....	....	....	0.0 e	....	0.1 e	0.1 e	....	....	....	0.0 e
Japan	158	0.7 e	0.4 e	0.3 e	....	0.2 e	0.1 e	0.1 e	....	0.1 e	0.0 e	....	0.1 e
Korea, Republic of	542	0.4 e	....	....	0.0 e	0.2 e	0.4 e	0.0 e	0.0 e	0.0 e	0.0 e	....	0.0 e
New Zealand	196	0.0 e	0.0 e	0.0 e	0.0 e	0.0 e	....	0.4 e	0.1 e	0.2 e	0.0 e	0.0 e	0.0 e
Norway	142	0.0 e	0.0 e	....	....	0.0 e	0.0 e	0.8 e	0.0 e	0.0 e	0.0 e	....	....
Singapore	576	....	....	....	....	....	1.2 e	....	....	....	....	....	....
Sweden	144	....	....	....	....	0.0 e	0.0 e	0.0 e	0.0 e	0.0 e	0.0 e	0.0 e	0.0 e
Switzerland	146	0.0 e	....	0.0 e	....	....	....	0.1 e	0.0 e	0.0 e	0.0 e	....	....
Taiwan Prov. of China	528	....	....	....	....	....	....	0.0 e	....	....	....	....	....
United Kingdom	112	10.2 e	2.9 e	2.0 e	2.6 e	19.3 e	1.5 e	209.4 e	32.6 e	29.3 e	12.7 e	21.0 e	12.8 e
United States	111	13.5 e	2.5 e	1.2 e	0.0 e	8.1 e	4.4 e	3.1 e	0.8 e	0.2 e	1.1 e	0.0 e	0.0 e
Emerg. & Dev. Economies	200	22.2	5.9	3.1	3.1	4.0	4.5	12.3	2.9	2.2	2.1	1.9	1.8
Emerg. & Dev. Asia	505	3.1	1.4	0.0	0.7	0.0	0.0	0.1	0.1	0.0	....	0.0	....
Fiji	819	0.0 e	0.0 e	0.0 e	0.0 e	0.0 e	0.0 e	....	....	....	....	....	....
India	534	1.9 e	0.2 e	....	....	....	....	0.0 e	....	....	....	....	....
Malaysia	548	0.7 e	0.7 e	....	....	....	....	0.0 e	0.0 e	....	....	....	....
Philippines	566	....	....	....	....	....	....	0.0 e	0.0 e	....	....	....	....
Thailand	578	0.6 e	0.6 e	....	0.7 e	....	....	0.0 e	0.0 e	0.0 e	....	0.0 e	....
Vanuatu	846	0.0 e	0.0 e	0.0 e	0.0 e	0.0 e	0.0 e	....	....	....	....	....	....
Europe	170	6.5	1.6	0.9	0.7	2.2	1.8	5.4	0.7	....	....	0.0	0.0
Emerg. & Dev. Europe	903	3.6	1.4	0.7	0.7	2.2	1.8	0.0	0.0	....	....	0.0	0.0
Albania	914	0.9 e	0.2 e	0.3 e	0.2 e	0.3 e	0.3 e	....	....	....	....	....	....
Bosnia and Herzegovina	963	0.8 e	0.2 e	0.2 e	0.2 e	0.2 e	0.2 e	....	....	....	....	....	....
Bulgaria	918	....	....	....	....	1.4 e	0.9 e	....	....	....	....	....	....
Croatia	960	....	....	....	....	0.0 e	....	....	....	....	....	....	....
Faroe Islands	816	0.2 e	0.0 e	0.0 e	0.0 e	0.0 e	0.0 e	....	....	....	....	....	....
Macedonia, FYR	962	0.1 e	0.0 e	0.0 e	0.0 e	0.0 e	0.0 e	....	....	....	....	....	....
Montenegro	943	0.9 e	0.4 e	0.1 e	0.2 e	0.2 e	0.4 e	....	....	....	....	....	....
Poland	964	....	....	....	....	....	....	0.0 e	0.0 e	....	....	0.0 e	0.0 e
Romania	968	....	....	....	....	0.0 e	0.0 e	....	....	....	....	....	....
Serbia, Republic of	942	0.6 e	0.4 e	0.1 e	....	....	....	....	....	....	....	....	....
Turkey	186	0.1 e	0.1 e	....	0.0 e	0.0 e	....	....	....	....	....	....	....
CIS	901	2.9	0.2	0.2	0.0	0.1	0.0	5.4	0.7	....	....	....	....
Moldova	921	0.1 e	0.0 e	0.0 e	0.0 e	0.0 e	0.0 e	....	....	....	....	....	....
Russian Federation	922	1.3 e	....	0.1 e	....	0.0 e	....	5.4 e	0.7 e	....	....	....	....
Ukraine	926	1.5 e	0.2 e	0.1 e	....	....	....	....	....	....	....	....	....
Mid East, N Africa, Pak	440	0.3	0.1	0.1	0.1	0.1	0.1	....	....	....	....	....	....
Algeria	612	0.1 e	0.0 e	0.0 e	0.0 e	0.0 e	0.0 e	....	....	....	....	....	....

# Falkland Islands (323)

In Millions of U.S. Dollars

		Exports (FOB)						Imports (CIF)					
		2015	2015Q3	2015Q4	2016Q1	2016Q2	2016Q3	2015	2015Q3	2015Q4	2016Q1	2016Q2	2016Q3
Morocco	686	0.1 e	0.0 e	0.0 e	0.0 e	0.1 e	0.0 e	....	....	....	....	....	....
Pakistan	564	0.0 e	0.0 e	0.0 e	0.0 e	0.0 e	0.0 e	....	....	....	....	....	....
United Arab Emirates	466	0.0 e	0.0 e	0.0 e	0.0 e	0.0 e	0.0 e	....	....	....	....	....	....
<b>Sub-Saharan Africa</b>	<b>603</b>	<b>12.3</b>	<b>2.8</b>	<b>2.1</b>	<b>1.6</b>	<b>1.7</b>	<b>2.7</b>	<b>6.7</b>	<b>2.1</b>	<b>2.1</b>	<b>2.1</b>	<b>1.9</b>	<b>1.8</b>
Congo, Republic of	634	....	....	....	....	....	....	0.0 e	0.0 e	0.0 e	0.0 e	0.0 e	0.0 e
Côte d'Ivoire	662	0.0 e	0.0 e	0.0 e	0.0 e	0.0 e	0.0 e	5.4 e	1.7 e	1.8 e	1.7 e	1.6 e	1.6 e
Kenya	664	....	....	....	....	....	....	0.1 e	0.0 e	0.0 e	0.0 e	0.0 e	0.0 e
Mali	678	....	....	....	....	....	....	0.0 e	0.0 e	0.0 e	0.0 e	0.0 e	0.0 e
Namibia	728	7.8 e	2.0 e	1.8 e	1.4 e	1.5 e	1.5 e	1.0 e	0.2 e	0.2 e	0.2 e	0.2 e	0.1 e
Nigeria	694	1.1 e	0.3 e	0.2 e	0.2 e	0.2 e	0.2 e	....	....	....	....	....	....
South Africa	199	3.4 e	0.6 e	....	....	....	1.0 e	0.2 e	0.1 e	0.0 e	0.1 e	0.0 e	0.1 e
Zambia	754	....	....	....	0.0 e	....	....	....	....	....	....	....	....
<b>Western Hemisphere</b>	<b>205</b>	<b>0.0</b>	<b>0.0</b>	<b>0.0</b>	<b>0.0</b>	<b>0.0</b>	<b>0.0</b>	<b>0.1</b>	<b>0.0</b>	<b>0.1</b>	<b>....</b>	<b>....</b>	<b>....</b>
Brazil	223	0.0 e	0.0 e	0.0 e	0.0 e	....	....	0.1 e	0.0 e	0.1 e	....	....	....
Netherlands Antilles	353	0.0 e	0.0 e	0.0 e	0.0 e	0.0 e	0.0 e	....	....	....	....	....	....
<b>Memorandum Items</b>													
Africa	605	12.5	2.9	2.1	1.7	1.8	2.7	6.7	2.1	2.1	2.1	1.9	1.8
Middle East	405	0.0	0.0	0.0	0.0	0.0	0.0	....	....	....	....	....	....
European Union	998	148.9	11.1	46.2	5.6	110.8	16.1	242.4	36.8	34.3	17.1	22.1	22.0
Export earnings: fuel	080	2.5	0.3	0.4	0.2	0.3	0.2	5.4	0.7	0.0	0.0	0.0	0.0
Export earnings: nonfuel	092	183.9	20.1	50.5	8.5	122.4	25.7	263.8	49.9	36.9	20.4	24.2	24.1



# Faroe Islands (816)

In Millions of U.S. Dollars

		Exports (FOB)						Imports (CIF)					
		2015	2015Q3	2015Q4	2016Q1	2016Q2	2016Q3	2015	2015Q3	2015Q4	2016Q1	2016Q2	2016Q3
IFS World		1,000.0	....	....	....	....	....	900.0	....	....	....	....	....
World	001	1,467.8	392.7	384.5	430.9	360.4	343.7	1,261.1	330.9	305.4	302.0	290.1	272.4
Advanced Economies	110	856.5	246.6	196.4	259.1	225.9	216.1	768.6	199.1	199.6	197.6	193.5	198.8
Euro Area	163	397.8	130.9	69.7	122.0	67.0	80.1	271.3	75.5	66.4	57.4	71.9	63.7
Austria	122	0.0	0.0 r	0.0 r	0.0 r	0.0 r	0.0 r	2.0	0.3 r	0.1 r	0.5 r	0.7 r	1.2 r
Belgium	124	5.3	1.3 r	1.3 r	1.6 r	1.8 r	1.3 r	6.1	1.4 r	1.2 r	0.9 r	1.4 r	1.8 r
Cyprus	423	0.3	0.1 r	0.1 r	0.1 r	0.1 r	0.1 r	0.0	0.0 r	0.0 r	0.0 r	0.0 r	0.0 r
Estonia	939	0.3	0.0 r	0.1 r	0.3 r	....	0.3 r	0.9	0.4 r	0.2 r	0.2 r	0.1 r	0.3 r
Finland	172	41.5	10.4 r	10.4 r	10.4 r	10.4 r	10.4 r	13.1	8.2 r	2.4 r	1.8 r	1.6 r	2.8 r
France	132	21.0	5.2 r	5.2 r	5.3 r	5.2 r	5.2 r	26.0	6.0 r	7.5 r	7.0 r	8.4 r	6.7 r
Germany	134	142.8	36.8 r	32.5 r	37.7 r	32.9 r	36.1 r	76.2	24.0 r	15.8 r	18.7 r	17.5 r	23.1 r
Greece	174	2.2	0.6 r	0.5 r	0.5 r	0.7 r	0.7 r	0.4	0.1 r	0.1 r	0.1 r	0.1 r	0.3 r
Ireland	178	0.1	....	0.0 r	0.3 r	....	....	61.0	15.4 r	15.1 r	15.1 r	15.2 r	15.1 r
Italy	136	35.1	8.8 r	8.8 r	8.8 r	8.8 r	8.8 r	17.0	0.9 r	14.1 r	1.1 r	16.6 r	1.2 r
Latvia	941	2.0	0.5 r	0.5 r	0.5 r	0.5 r	0.5 r	2.6	1.0 r	0.5 r	0.6 r	1.0 r	0.3 r
Lithuania	946	3.1	0.4 r	0.3 r	2.0 r	2.9 r	1.3 r	4.8	1.4 r	1.2 r	1.3 r	1.4 r	1.9 r
Luxembourg	137	0.0	0.0 r	0.0 r	0.0 r	0.0 r	0.0 r	0.1	0.0 r	0.0 r	0.0 r	0.1 r	0.0 r
Malta	181	0.1	0.0 r	0.0 r	0.0 r	0.0 r	0.0 r	0.0	0.0 r	0.0 r	0.0 r	0.0 r	0.0 r
Netherlands	138	13.3	4.1 r	2.9 r	2.2 r	2.5 r	3.2 r	47.1	11.6 r	5.9 r	4.4 r	4.4 r	5.0 r
Portugal	182	0.0	....	0.0 r	....	....	0.1 r	4.8	1.0 r	0.9 r	1.4 r	1.1 r	0.7 r
Slovak Republic	936	....	....	....	....	....	....	2.3	1.8 r	0.1 r	2.1 r	0.4 r	0.9 r
Slovenia	961	....	....	....	....	....	....	2.3	0.6 r	0.6 r	0.5 r	0.8 r	0.6 r
Spain	184	130.6	62.6 r	7.0 r	52.4 r	1.2 r	12.0 r	4.8	1.3 r	0.6 r	1.8 r	1.2 r	1.6 r
Australia	193	0.0	0.0 r	0.0 r	0.0 r	0.0 r	0.0 r	0.6	0.2 r	0.2 r	0.2 r	0.2 r	0.2 r
Canada	156	13.9	5.2 r	3.1 r	3.1 r	2.2 r	2.0 r	3.6	0.9 r	0.9 r	0.9 r	1.2 r	0.9 r
China,P.R.: Hong Kong	532	0.6	0.1 r	0.1 r	0.1 r	0.1 r	0.1 r	2.0	0.5 r	0.5 r	0.5 r	0.5 r	0.5 r
China,P.R.: Macao	546	0.1 e	....	....	....	....	....	0.1	0.0 r	0.0 r	0.0 r	0.0 r	0.0 r
Czech Republic	935	0.0 e	....	0.0 e	....	....	....	2.3	0.6 r	0.7 r	0.9 r	0.7 r	1.0 r
Denmark	128	77.7	17.9 r	22.8 r	24.5 r	24.9 r	21.0 r	285.7	66.8 r	76.6 r	77.2 r	78.1 r	88.6 r
Iceland	176	16.3	2.2 r	1.4 r	4.2 r	6.4 r	13.2 r	24.4	4.7 r	11.5 r	15.1 r	9.3 r	6.3 r
Israel	436	0.0	0.0 r	0.0 r	0.0 r	0.0 r	0.0 r	0.5	0.1 r	0.1 r	0.1 r	0.1 r	0.1 r
Japan	158	17.6	4.4 r	4.4 r	4.4 r	4.4 r	4.4 r	13.3	3.3 r	3.3 r	3.3 r	3.4 r	3.4 r
Korea, Republic of	542	0.1	....	0.1 r	0.1 r	0.0 r	0.8 r	2.0	0.5 r	0.6 r	0.5 r	0.5 r	0.5 r
New Zealand	196	0.4	0.1 r	0.1 r	0.1 r	0.1 r	0.1 r	3.8	0.9 r	0.6 r	0.9 r	1.0 r	0.9 r
Norway	142	53.7	15.7 r	12.0 r	13.7 r	20.5 r	13.4 r	101.5	28.4 r	24.9 r	30.7 r	15.9 r	17.3 r
San Marino	135	....	....	....	....	....	....	0.0	0.0 r	0.0 r	0.0 r	0.0 r	0.0 r
Singapore	576	0.9	0.0 r	0.6 r	0.5 r	0.3 r	0.2 r	2.1	0.5 r	0.1 r	0.3 r	0.5 r	0.1 r
Sweden	144	9.2	1.9 r	1.7 r	2.1 r	2.0 r	2.4 r	33.4	10.7 r	6.9 r	5.9 r	6.5 r	8.9 r
Switzerland	146	2.4 e	0.6 e	0.8 e	0.4 e	0.6 e	1.1 e	0.1	0.0 r	0.0 r	0.0 r	0.0 r	0.0 r
Taiwan Prov.of China	528	4.0 e	0.8 e	2.3 e	....	....	....	0.1 e	0.0 e	0.1 e	....	....	....
United Kingdom	112	196.9	49.2 r	57.3 r	64.3 r	73.0 r	55.4 r	19.4	5.1 r	5.5 r	3.4 r	2.9 r	6.4 r
United States	111	65.1	17.6 r	19.8 r	19.3 r	24.1 r	21.9 r	2.4	0.4 r	0.6 r	0.4 r	1.0 r	0.2 r
Vatican	187	....	....	....	....	....	....	0.0	0.0 r	0.0 r	0.0 r	0.0 r	0.0 r
Emerg. & Dev. Economies	200	611.3	146.1	188.2	171.8	134.5	127.6	487.3	130.4	104.5	103.2	95.4	72.5
Emerg. & Dev. Asia	505	163.1	45.3	31.7	36.3	35.6	28.2	216.6	40.0	40.7	39.6	39.2	39.3
American Samoa	859	....	....	....	....	....	....	0.0	0.0 r	0.0 r	0.0 r	0.0 r	0.0 r
Bangladesh	513	....	....	....	....	....	....	0.8	0.2 r	0.2 r	0.2 r	0.2 r	0.2 r
Brunei Darussalam	516	....	....	....	....	....	....	0.1	0.0 r	0.0 r	0.0 r	0.0 r	0.0 r
Cambodia	522	....	....	....	....	....	....	0.1	0.0 r	0.0 r	0.0 r	0.0 r	0.0 r
China,P.R.: Mainland	924	160.9	44.7 r	31.2 r	35.8 r	35.0 r	27.9 r	188.5	32.6 r	34.0 r	32.3 r	32.5 r	32.4 r
Fiji	819	0.0 e	0.0 e	0.0 e	0.0 e	0.0 e	0.0 e	0.0	0.0 r	0.0 r	0.0 r	0.0 r	0.0 r
F.T. French Polynesia	887	....	....	....	....	....	....	0.0	0.0 r	0.0 r	0.0 r	0.0 r	0.0 r
F.T. New Caledonia	839	....	....	....	....	....	....	0.0	0.0 r	0.0 r	0.0 r	0.0 r	0.0 r
Guam	829	....	....	....	....	....	....	0.0	0.0 r	0.0 r	0.0 r	0.0 r	0.0 r
India	534	....	....	....	....	....	....	1.3	0.6 r	0.1 r	0.5 r	0.0 r	0.2 r
Indonesia	536	0.2	0.0 r	0.0 r	0.0 r	0.0 r	0.0 r	0.8	0.2 r	0.2 r	0.2 r	0.2 r	0.2 r
Kiribati	826	....	....	....	....	....	....	0.0	0.0 r	0.0 r	0.0 r	0.0 r	0.0 r
Lao People's Dem.Rep	544	....	....	....	....	....	....	0.0	0.0 r	0.0 r	0.0 r	0.0 r	0.0 r
Malaysia	548	0.1	0.0 r	0.1 r	0.0 r	0.0 r	0.0 r	0.1	0.0 r	0.0 r	....	....	....
Maldives	556	....	....	....	....	....	....	0.0	0.0 r	0.0 r	0.0 r	0.0 r	0.0 r

# Faroe Islands (816)

In Millions of U.S. Dollars

		Exports (FOB)						Imports (CIF)					
		2015	2015Q3	2015Q4	2016Q1	2016Q2	2016Q3	2015	2015Q3	2015Q4	2016Q1	2016Q2	2016Q3
Marshall Islands	867	....	....	....	....	....	....	0.0	0.0 r	0.0 r	0.0 r	0.0 r	0.0 r
Mongolia	948	....	....	....	....	....	....	0.0	0.0 r	0.0 r	0.0 r	0.0 r	0.0 r
Myanmar	518	....	....	....	....	....	....	0.1	0.0 r	0.0 r	0.0 r	0.0 r	0.0 r
Nauru	836	....	....	....	....	....	....	0.0	0.0 r	0.0 r	0.0 r	0.0 r	0.0 r
Nepal	558	....	....	....	....	....	....	0.0	0.0 r	0.0 r	0.0 r	0.0 r	0.0 r
Palau	565	....	....	....	....	....	....	0.0	0.0 r	0.0 r	0.0 r	0.0 r	0.0 r
Papua New Guinea	853	....	....	....	....	....	....	0.0	0.0 r	0.0 r	0.0 r	0.0 r	0.0 r
Philippines	566	0.6	0.2 r	0.1 r	0.1 r	0.1 r	0.1 r	0.1	0.0 r	0.0 r	0.0 r	0.0 r	0.0 r
Solomon Islands	813	....	....	....	....	....	....	0.0	0.0 r	0.0 r	0.0 r	0.0 r	0.0 r
Thailand	578	0.6	0.2 r	0.2 r	0.1 r	0.2 r	0.0 r	18.1	4.5 r	4.5 r	4.7 r	4.8 r	4.7 r
Tuvalu	869	....	....	....	....	....	....	0.0	0.0 r	0.0 r	0.0 r	0.0 r	0.0 r
Vanuatu	846	....	....	....	....	....	....	0.0	0.0 r	0.0 r	0.0 r	0.0 r	0.0 r
Vietnam	582	0.7	0.2 r	0.2 r	0.2 r	0.2 r	0.2 r	1.5	0.4 r	0.4 r	0.4 r	0.3 r	0.3 r
Asia n.s.	598	....	....	....	....	....	....	5.1	1.3 r	1.2 r	1.2 r	1.1 r	1.1 r
<b>Europe</b>	170	<b>363.5</b>	<b>79.4</b>	<b>134.9</b>	<b>108.7</b>	<b>74.0</b>	<b>77.0</b>	<b>191.8</b>	<b>70.5</b>	<b>44.3</b>	<b>44.2</b>	<b>37.3</b>	<b>14.1</b>
<b>Emerg. &amp; Dev. Europe</b>	903	<b>26.8</b>	<b>5.1</b>	<b>10.3</b>	<b>39.5</b>	<b>5.6</b>	<b>5.8</b>	<b>181.1</b>	<b>69.1</b>	<b>37.6</b>	<b>43.5</b>	<b>14.0</b>	<b>12.9</b>
Albania	914	0.0 e	0.0 e	0.0 e	0.0 e	0.0 e	0.0 e	0.0	0.0 r	0.0 r	0.0 r	0.0 r	0.0 r
Bosnia and Herzegovina	963	0.0 e	0.0 e	0.0 e	0.0 e	0.0 e	0.0 e	0.0	0.0 r	0.0 r	0.0 r	0.0 r	0.0 r
Bulgaria	918	0.5	0.0 r	0.1 r	....	....	0.0 r	0.0	....	....	....	....	....
Croatia	960	....	....	....	....	....	....	0.2	0.0 r	0.1 r	0.0 r	0.0 r	0.0 r
Gibraltar	823	0.3	0.1 r	0.1 r	0.1 r	0.1 r	0.1 r	0.0	0.0 r	0.0 r	0.0 r	0.0 r	0.0 r
Hungary	944	....	....	....	....	0.0 r	....	2.9	0.5 r	1.8 r	0.3 r	0.3 r	0.3 r
Macedonia, FYR	962	0.0 e	0.0 e	0.0 e	0.0 e	0.0 e	0.0 e	0.0	0.0 r	0.0 r	0.0 r	0.0 r	0.0 r
Montenegro	943	0.0 e	0.0 e	0.0 e	....	....	0.0 e	....	....	....	....	....	....
Poland	964	25.8	5.0 r	10.1 r	39.4 r	5.5 r	5.7 r	48.8	12.8 r	10.6 r	41.5 r	11.9 r	10.9 r
Romania	968	....	....	....	....	....	....	1.5	0.5 r	0.2 r	0.1 r	0.1 r	0.0 r
Serbia, Republic of	942	0.1 e	0.0 e	0.1 e	....	....	....	0.4	0.1 r	0.2 r	0.0 r	0.1 r	0.1 r
Turkey	186	0.0	0.0 r	....	....	....	....	127.4	55.2 r	24.7 r	1.6 r	1.5 r	1.5 r
<b>CIS</b>	901	<b>336.8</b>	<b>74.3</b>	<b>124.6</b>	<b>69.2</b>	<b>68.5</b>	<b>71.2</b>	<b>10.7</b>	<b>1.4</b>	<b>6.6</b>	<b>0.7</b>	<b>23.3</b>	<b>1.2</b>
Armenia	911	....	....	....	0.0 e	0.0 e	0.0 e	....	....	....	....	....	....
Belarus	913	0.8	0.1 r	0.1 r	0.0 r	0.1 r	0.2 r	0.0	0.0 r	0.0 r	0.0 r	0.0 r	0.0 r
Georgia	915	0.4	....	....	0.1 r	0.5 r	....	0.0	0.0 r	0.0 r	0.0 r	0.0 r	0.0 r
Kazakhstan	916	0.4	0.1 r	0.1 r	0.1 r	0.1 r	0.1 r	0.0	0.0 r	0.0 r	0.0 r	0.0 r	0.0 r
Kyrgyz Republic	917	0.1	0.0 r	0.0 r	0.0 r	0.0 r	0.0 r	0.0	0.0 r	0.0 r	0.0 r	0.0 r	0.0 r
Moldova	921	0.1	0.0 r	0.0 r	0.0 r	0.0 r	0.0 r	0.0	0.0 r	0.0 r	0.0 r	0.0 r	0.0 r
Russian Federation	922	330.1	72.3 r	123.3 r	67.6 r	67.2 r	70.6 r	9.7	1.2 r	6.4 r	0.5 r	23.1 r	0.9 r
Tajikistan	923	....	....	....	....	....	....	0.0	0.0 r	0.0 r	0.0 r	0.0 r	0.0 r
Ukraine	926	4.8	1.7 r	1.0 r	1.2 r	0.4 r	0.2 r	0.9	0.2 r	0.2 r	0.2 r	0.2 r	0.2 r
Uzbekistan	927	....	....	....	....	....	....	0.0	0.0 r	0.0 r	0.0 r	0.0 r	0.0 r
Europe n.s.	884	....	....	....	....	....	....	0.0	0.0 r	0.0 r	0.0 r	0.0 r	0.0 r
<b>Mid East, N Africa, Pak</b>	440	<b>1.5</b>	<b>0.4</b>	<b>0.4</b>	<b>0.4</b>	<b>0.4</b>	<b>0.4</b>	<b>1.4</b>	<b>0.4</b>	<b>0.4</b>	<b>0.4</b>	<b>0.3</b>	<b>0.4</b>
Algeria	612	....	....	....	....	....	....	0.0	0.0 r	0.0 r	0.0 r	0.0 r	0.0 r
Bahrain, Kingdom of	419	0.0 e	0.0 e	0.0 e	0.0 e	0.0 e	0.0 e	0.0	0.0 r	0.0 r	0.0 r	0.0 r	0.0 r
Djibouti	611	....	....	....	....	....	....	0.0	0.0 r	0.0 r	0.0 r	0.0 r	0.0 r
Egypt	469	1.3	0.3 r	0.3 r	0.3 r	0.3 r	0.3 r	0.3	0.1 r	0.1 r	0.1 r	0.1 r	0.1 r
Iran, I.R. of	429	....	....	....	....	....	....	0.1	0.0 r	0.0 r	0.0 r	0.0 r	0.0 r
Iraq	433	....	....	....	....	....	....	0.0	0.0 r	0.0 r	0.0 r	0.0 r	0.0 r
Jordan	439	....	....	....	....	....	....	0.0	0.0 r	0.0 r	0.0 r	0.0 r	0.0 r
Kuwait	443	0.0 e	0.0 e	0.0 e	0.0 e	0.0 e	0.0 e	0.0	0.0 r	0.0 r	0.0 r	0.0 r	0.0 r
Lebanon	446	0.0 e	0.0 e	....	....	....	....	0.0	0.0 r	0.0 r	0.0 r	0.0 r	0.0 r
Mauritania	682	....	....	....	....	....	....	0.0	0.0 r	0.0 r	0.0 r	0.0 r	0.0 r
Morocco	686	....	....	....	....	....	....	0.1	0.0 r	0.0 r	0.0 r	0.0 r	0.0 r
Oman	449	....	....	....	....	....	....	0.0	0.0 r	0.0 r	0.0 r	0.0 r	0.0 r
Pakistan	564	0.0 e	0.0 e	0.0 e	0.0 e	0.0 e	0.0 e	0.3	0.1 r	0.1 r	0.1 r	0.1 r	0.1 r
Saudi Arabia	456	0.1	0.0 r	0.0 r	0.0 r	0.0 r	0.0 r	0.0	0.0 r	0.0 r	0.0 r	0.0 r	0.0 r
Somalia	726	....	....	....	....	....	....	0.0	0.0 r	0.0 r	0.0 r	0.0 r	0.0 r
Syrian Arab Republic	463	....	....	....	....	....	....	0.0	0.0 r	0.0 r	0.0 r	0.0 r	0.0 r
Tunisia	744	....	....	....	....	....	....	0.5	0.1 r	0.1 r	0.1 r	0.1 r	0.1 r
United Arab Emirates	466	....	....	....	....	....	....	0.0	0.0 r	0.0 r	0.0 r	0.0 r	0.0 r
Yemen, Republic of	474	....	....	....	....	....	....	0.0	0.0 r	0.0 r	0.0 r	0.0 r	0.0 r

# Faroe Islands (816)

In Millions of U.S. Dollars

		Exports (FOB)						Imports (CIF)					
		2015	2015Q3	2015Q4	2016Q1	2016Q2	2016Q3	2015	2015Q3	2015Q4	2016Q1	2016Q2	2016Q3
<b>Sub-Saharan Africa</b>	603	<b>46.6</b>	<b>11.7</b>	<b>11.7</b>	<b>14.7</b>	<b>13.7</b>	<b>12.2</b>	<b>1.5</b>	<b>0.4</b>	<b>0.4</b>	<b>0.4</b>	<b>0.3</b>	<b>0.3</b>
Angola	614	....	....	....	....	....	....	0.0	0.0 r	0.0 r	0.0 r	0.0 r	0.0 r
Benin	638	....	....	....	....	....	....	0.0	0.0 r	0.0 r	0.0 r	0.0 r	0.0 r
Burundi	618	....	....	....	....	....	....	0.0	0.0 r	0.0 r	0.0 r	0.0 r	0.0 r
Cabo Verde	624	....	....	....	....	....	....	0.0	0.0 r	0.0 r	0.0 r	0.0 r	0.0 r
Cameroon	622	....	....	....	....	....	....	0.1	0.0 r	0.0 r	0.0 r	0.0 r	0.0 r
Central African Rep.	626	....	....	....	....	....	....	0.0	0.0 r	0.0 r	0.0 r	0.0 r	0.0 r
Chad	628	....	....	....	....	....	....	0.0	0.0 r	0.0 r	0.0 r	0.0 r	0.0 r
Comoros	632	....	....	....	....	....	....	0.0	0.0 r	0.0 r	0.0 r	0.0 r	0.0 r
Congo, Dem. Rep. of	636	0.0	0.0 r	0.0 r	0.0 r	0.0 r	0.0 r	0.0	0.0 r	0.0 r	0.0 r	0.0 r	0.0 r
Congo, Republic of	634	....	....	....	....	....	....	0.1	0.0 r	0.0 r	0.0 r	0.0 r	0.0 r
Côte d'Ivoire	662	1.6 e	0.1 e	0.0 e	0.1 e	0.2 e	0.2 e	0.0	0.0 r	0.0 r	0.0 r	0.0 r	0.0 r
Equatorial Guinea	642	....	....	....	....	....	....	0.3	0.1 r	0.1 r	0.1 r	0.1 r	0.1 r
Eritrea	643	....	....	....	....	....	....	0.0	0.0 r	0.0 r	0.0 r	0.0 r	0.0 r
Ethiopia	644	....	....	....	....	....	....	0.0	0.0 r	0.0 r	0.0 r	0.0 r	0.0 r
Ghana	652	....	....	....	....	....	....	0.0	0.0 r	0.0 r	0.0 r	0.0 r	0.0 r
Kenya	664	0.0	0.0 r	0.0 r	0.0 r	0.0 r	0.0 r	0.1	0.0 r	0.0 r	0.0 r	0.0 r	0.0 r
Liberia	668	....	....	....	....	....	....	0.0	0.0 r	0.0 r	0.0 r	0.0 r	0.0 r
Madagascar	674	....	....	....	....	....	....	0.0	0.0 r	0.0 r	0.0 r	0.0 r	0.0 r
Malawi	676	....	....	....	....	....	....	0.0	0.0 r	0.0 r	0.0 r	0.0 r	0.0 r
Mali	678	....	....	....	....	....	....	0.0	0.0 r	0.0 r	0.0 r	0.0 r	0.0 r
Mauritius	684	....	....	....	....	....	....	0.0	0.0 r	0.0 r	0.0 r	0.0 r	0.0 r
Namibia	728	3.0	0.8 r	0.8 r	1.0 r	0.9 r	0.8 r	0.0	0.0 r	0.0 r	0.0 r	0.0 r	0.0 r
Nigeria	694	41.9	10.8 r	10.9 r	13.5 r	12.6 r	11.2 r	....	....	....	....	....	....
Rwanda	714	....	....	....	....	....	....	0.0	0.0 r	0.0 r	0.0 r	0.0 r	0.0 r
São Tomé & Príncipe	716	....	....	....	....	....	....	0.0	0.0 r	0.0 r	0.0 r	0.0 r	0.0 r
Senegal	722	....	....	....	....	....	....	0.0	0.0 r	0.0 r	0.0 r	0.0 r	0.0 r
Seychelles	718	....	....	....	....	....	....	0.0	0.0 r	0.0 r	0.0 r	0.0 r	0.0 r
Sierra Leone	724	....	....	....	....	....	....	0.0	0.0 r	0.0 r	0.0 r	0.0 r	0.0 r
South Africa	199	0.1	0.0 r	....	0.1 r	0.0 r	0.0 r	0.6	0.1 r	0.1 r	0.1 r	0.1 r	0.1 r
Swaziland	734	....	....	....	....	....	....	0.1	0.0 r	0.0 r	0.0 r	0.0 r	0.0 r
Tanzania	738	0.0 e	0.0 e	0.0 e	0.0 e	0.0 e	0.0 e	0.0	0.0 r	0.0 r	0.0 r	0.0 r	0.0 r
Togo	742	....	....	....	....	....	....	0.1	0.0 r	0.0 r	0.0 r	0.0 r	0.0 r
Uganda	746	....	....	....	....	....	....	0.0	0.0 r	0.0 r	0.0 r	0.0 r	0.0 r
Zambia	754	....	....	....	....	....	....	0.0	0.0 r	0.0 r	0.0 r	0.0 r	0.0 r
Zimbabwe	698	....	....	....	....	....	....	0.0	0.0 r	0.0 r	0.0 r	0.0 r	0.0 r
Africa n.s.	799	....	....	....	....	....	....	0.0	0.0 r	0.0 r	0.0 r	0.0 r	0.0 r
<b>Western Hemisphere</b>	205	<b>36.6</b>	<b>9.4</b>	<b>9.5</b>	<b>11.7</b>	<b>10.9</b>	<b>9.7</b>	<b>76.0</b>	<b>19.1</b>	<b>18.8</b>	<b>18.7</b>	<b>18.3</b>	<b>18.4</b>
Anguilla	312	....	....	....	....	....	....	0.0	0.0 r	0.0 r	0.0 r	0.0 r	0.0 r
Antigua and Barbuda	311	0.0	0.0 r	0.0 r	0.0 r	0.0 r	0.0 r	0.0	0.0 r	0.0 r	0.0 r	0.0 r	0.0 r
Argentina	213	....	....	....	....	....	....	2.1	0.5 r	0.5 r	0.5 r	0.5 r	0.5 r
Aruba	314	....	....	....	....	....	....	0.0	0.0 r	0.0 r	0.0 r	0.0 r	0.0 r
Bahamas, The	313	0.2	0.0 r	0.0 r	0.1 r	0.1 r	0.0 r	....	....	....	....	....	....
Belize	339	0.1	0.0 r	0.0 r	0.0 r	0.0 r	0.0 r	0.0	0.0 r	0.0 r	0.0 r	0.0 r	0.0 r
Bolivia	218	....	....	....	....	....	....	0.0	0.0 r	0.0 r	0.0 r	0.0 r	0.0 r
Brazil	223	0.2 e	0.0 e	0.0 e	0.0 e	0.0 e	0.0 e	0.1	....	0.0 r	....	0.0 r	....
Chile	228	0.3	0.1 r	0.1 r	0.1 r	0.1 r	0.1 r	51.6	12.9 r	12.9 r	12.9 r	12.9 r	12.9 r
Colombia	233	0.0 e	....	....	....	....	....	0.6	0.2 r	0.2 r	0.2 r	0.2 r	0.2 r
Costa Rica	238	....	....	....	....	....	....	0.7	0.2 r	0.2 r	0.2 r	0.1 r	0.1 r
Dominica	321	....	....	....	....	....	....	0.0	0.0 r	0.0 r	0.0 r	0.0 r	0.0 r
Dominican Republic	243	....	....	....	....	....	....	0.0	0.0 r	0.0 r	0.0 r	0.0 r	0.0 r
Ecuador	248	0.1	0.0 r	0.0 r	0.0 r	0.0 r	0.0 r	0.1	0.0 r	0.0 r	0.0 r	0.0 r	0.0 r
El Salvador	253	....	....	....	....	....	....	0.0	0.0 r	0.0 r	0.0 r	0.0 r	0.0 r
Falkland Islands	323	....	....	....	....	....	....	0.2	0.0 r	0.0 r	0.0 r	0.0 r	0.0 r
Greenland	326	5.0	1.3 r	1.3 r	1.6 r	1.5 r	1.3 r	0.1	0.0 r	0.0 r	0.0 r	0.0 r	0.0 r
Grenada	328	....	....	....	....	....	....	0.0	0.0 r	0.0 r	0.0 r	0.0 r	0.0 r
Guatemala	258	0.1	0.0 r	0.0 r	0.0 r	0.0 r	0.0 r	0.0	0.0 r	0.0 r	0.0 r	0.0 r	0.0 r
Haiti	263	....	....	....	....	....	....	0.0	0.0 r	0.0 r	0.0 r	0.0 r	0.0 r
Honduras	268	....	....	....	....	....	....	0.0	0.0 r	0.0 r	0.0 r	0.0 r	0.0 r
Jamaica	343	....	....	....	....	....	....	0.2	0.1 r	0.1 r	0.1 r	0.0 r	0.0 r

# Faroe Islands (816)

In Millions of U.S. Dollars

		Exports (FOB)						Imports (CIF)					
		2015	2015Q3	2015Q4	2016Q1	2016Q2	2016Q3	2015	2015Q3	2015Q4	2016Q1	2016Q2	2016Q3
Mexico	273	....	....	....	....	....	....	0.5	0.1 r	0.1 r	0.1 r	0.1 r	0.1 r
Nicaragua	278	....	....	....	....	....	....	0.0	0.0 r	0.0 r	0.0 r	0.0 r	0.0 r
Panama	283	0.2	0.1 r	0.1 r	0.1 r	0.1 r	0.1 r	0.1	0.0 r	0.0 r	0.0 r	0.0 r	0.0 r
Paraguay	288	....	....	....	....	....	....	0.2	0.0 r	0.0 r	0.0 r	0.0 r	0.0 r
Peru	293	30.5	7.8 r	7.9 r	9.8 r	9.1 r	8.1 r	18.2	4.7 r	4.4 r	4.3 r	3.9 r	4.0 r
St. Kitts and Nevis	361	0.0 e	0.0 e	0.0 e	0.0 e	0.0 e	0.0 e	....	....	....	....	....	....
Suriname	366	....	....	....	....	....	....	0.0	0.0 r	0.0 r	0.0 r	0.0 r	0.0 r
Trinidad and Tobago	369	....	....	....	....	....	....	0.0	0.0 r	0.0 r	0.0 r	0.0 r	0.0 r
Uruguay	298	0.1	0.0 r	0.0 r	0.0 r	0.0 r	0.0 r	1.1	0.3 r	0.3 r	0.3 r	0.3 r	0.3 r
Venezuela, Rep. Bol.	299	....	....	....	....	....	....	0.0	0.0 r	0.0 r	0.0 r	0.0 r	0.0 r
Western Hem. n.s.	399	....	....	....	....	....	....	0.0	0.0 r	0.0 r	0.0 r	0.0 r	0.0 r
<b>Other Countries n.i.e</b>	910	....	....	....	....	....	....	<b>0.2</b>	<b>0.0</b>	<b>0.0</b>	<b>0.0</b>	<b>0.0</b>	<b>0.0</b>
Cuba	928	....	....	....	....	....	....	0.0	0.0 r	0.0 r	0.0 r	0.0 r	0.0 r
Korea, Dem. People's Rep.	954	....	....	....	....	....	....	0.1	0.0 r	0.0 r	0.0 r	0.0 r	0.0 r
<b>Countries &amp; Areas n.s.</b>	898	....	....	....	....	....	....	<b>5.0</b>	<b>1.3 r</b>	<b>1.2 r</b>	<b>1.2 r</b>	<b>1.1 r</b>	<b>1.1 r</b>
<b>Memorandum Items</b>													
Africa	605	46.6	11.7	11.7	14.7	13.7	12.2	2.1	0.5	0.5	0.5	0.5	0.5
Middle East	405	1.4	0.4	0.4	0.4	0.4	0.4	0.5	0.1	0.1	0.1	0.1	0.1
European Union	998	707.8	204.9	161.8	252.4	172.5	164.6	665.5	172.5	168.8	186.7	172.3	179.8
Export earnings: fuel	080	372.5	83.2	134.4	81.3	79.9	82.0	11.1	1.6	6.7	0.9	23.4	1.3
Export earnings: nonfuel	092	1,095.3	309.5	250.1	349.6	280.5	261.7	1,249.9	329.4	298.6	301.2	266.6	271.1

# Fiji (819)

In Millions of U.S. Dollars

		Exports (FOB)						Imports (CIF)					
		2015	2015Q3	2015Q4	2016Q1	2016Q2	2016Q3	2015	2015Q3	2015Q4	2016Q1	2016Q2	2016Q3
IFS World		896.3	253.3	188.3	154.3	....	....	2,080.7	545.0	494.5	322.1	....	....
World	001	743.2	183.1	180.2	177.6	141.2	211.1	2,134.3	560.6	525.3	509.3	653.7	647.1
Advanced Economies	110	446.2	115.3	114.5	116.0	91.7	133.0	1,547.3	406.8	386.1	376.7	482.1	473.6
Euro Area	163	21.6	1.6	1.4	11.9	3.0	9.0	91.0	15.3	35.1	51.8	51.3	59.7
Austria	122	0.1	0.0 r	0.0 r	0.0 r	0.0 r	0.0 r	0.5	0.1 r	0.0 r	0.1 r	0.0 r	0.0 r
Belgium	124	0.1	0.0 r	0.0 r	0.0 r	0.0 r	0.0 r	2.5	0.8 r	0.6 r	0.8 r	0.8 r	0.5 r
Cyprus	423	....	....	....	....	....	....	0.1	0.0 r	0.0 r	0.0 r	0.0 r	0.0 r
Estonia	939	....	....	....	....	0.0 r	....	....	....	....	....	....	....
Finland	172	....	....	....	....	....	....	18.4	2.6 r	12.3 r	34.8 r	34.3 r	34.0 r
France	132	0.4	0.0 r	0.0 r	0.1 r	0.0 r	0.0 r	11.6	0.9 r	8.0 r	0.3 r	0.7 r	1.2 r
Germany	134	1.7	0.6 r	0.4 r	0.4 r	0.3 r	0.4 r	9.9	2.0 r	3.4 r	1.5 r	3.0 r	3.8 r
Greece	174	0.0	0.0 r	0.0 r	0.0 r	0.0 r	0.0 r	0.0	0.0 r	0.0 r	0.0 r	....	0.0 r
Ireland	178	0.0	0.0 r	0.0 r	0.0 r	0.0 r	0.0 r	1.1	0.0 r	0.4 r	0.3 r	0.3 r	0.2 r
Italy	136	0.0	0.0 r	0.0 r	0.0 r	0.0 r	0.0 r	6.6	1.5 r	1.3 r	3.9 r	1.2 r	9.2 r
Lithuania	946	....	....	....	....	....	....	0.0	0.0 r	0.0 r	0.0 r	0.0 r	0.0 r
Luxembourg	137	....	....	....	....	....	....	0.1	0.0 r	0.1 r	0.1 r	0.0 r	0.0 r
Malta	181	....	....	....	....	....	....	0.0	....	0.0 r	0.0 r	....	0.0 r
Netherlands	138	3.3	1.0 r	1.0 r	0.8 r	0.6 r	8.6 r	39.2	6.9 r	8.9 r	9.8 r	10.5 r	10.2 r
Portugal	182	16.1	....	....	10.7 r	2.0 r	....	0.3	....	....	0.0 r	0.1 r	0.0 r
Slovak Republic	936	....	....	....	....	....	....	0.0	0.0 r	....	....	....	0.1 r
Slovenia	961	....	....	....	....	....	....	0.0	....	0.0 r	0.0 r	....	....
Spain	184	0.0	0.0 r	0.0 r	0.0 r	0.0 r	0.0 r	0.7	0.4 r	0.1 r	0.2 r	0.3 r	0.4 r
Australia	193	135.5	32.7 r	34.0 r	32.1 r	34.0 r	39.6 r	320.2	90.4 r	78.9 r	76.4 r	95.1 r	45.3 r
Canada	156	3.7	1.0 r	1.0 r	0.6 r	1.1 r	0.9 r	17.8	5.6 r	0.8 r	0.4 r	0.5 r	4.5 r
China,P.R.: Hong Kong	532	17.6	4.2 r	5.5 r	4.6 r	4.9 r	6.7 r	50.7	10.9 r	11.0 r	15.8 r	19.7 r	17.8 r
China,P.R.: Macao	546	0.2	0.0 r	0.0 r	0.0 r	0.2 r	0.0 r	0.1	0.0 r	0.0 r	0.0 r	0.0 r	0.0 r
Czech Republic	935	0.1	0.0 r	0.0 r	0.0 r	0.0 r	0.0 r	0.0	0.0 r	0.0 r	0.0 r	0.0 r	0.0 r
Denmark	128	0.0	0.0 r	0.0 r	0.0 r	0.0 r	0.0 r	2.0	0.6 r	0.5 r	0.5 r	0.8 r	0.5 r
Iceland	176	....	....	....	....	....	....	0.1	0.0 r	0.0 r	0.0 r	0.0 r	0.0 r
Israel	436	0.1	0.0 r	0.0 r	0.0 r	0.0 r	0.0 r	2.6	0.5 r	0.7 r	0.7 r	0.5 r	1.2 r
Japan	158	34.7	9.2 r	7.0 r	7.1 r	7.5 r	8.4 r	97.1	24.1 r	25.9 r	28.5 r	39.9 r	56.1 r
Korea, Republic of	542	2.6	0.4 r	0.4 r	0.5 r	0.3 r	0.5 r	132.2	33.1 r	45.1 r	21.9 r	14.7 r	22.7 r
New Zealand	196	41.7	9.6 r	13.2 r	9.7 r	10.6 r	12.1 r	297.4	70.1 r	69.8 r	67.1 r	85.2 r	97.0 r
Norway	142	0.0	0.0 r	0.0 r	0.0 r	0.0 r	0.0 r	0.1	0.0 r	0.0 r	0.0 r	0.0 r	....
San Marino	135	....	....	....	....	....	....	0.0	0.0 r	0.0 r	0.0 r	0.0 r	0.0 r
Singapore	576	4.9	0.8 r	1.3 r	1.1 r	1.2 r	1.2 r	396.3	121.7 r	81.7 r	79.9 r	140.4 r	134.8 r
Sweden	144	0.1	0.0 r	0.0 r	0.0 r	0.0 r	0.0 r	0.8	0.0 r	0.8 r	0.0 r	0.0 r	0.0 r
Switzerland	146	0.0	0.0 r	0.0 r	0.0 r	0.0 r	0.0 r	9.4	2.9 r	2.4 r	2.5 r	2.5 r	2.2 r
Taiwan Prov.of China	528	3.7 e	1.0 e	1.2 e	1.4 e	0.6 e	0.4 e	53.4 e	12.6 e	13.1 e	8.2 e	11.0 e	11.8 e
United Kingdom	112	39.2	12.0 r	12.0 r	12.5 r	1.1 r	13.1 r	15.0	3.4 r	6.6 r	4.8 r	4.8 r	4.9 r
United States	111	140.3	42.7 r	37.4 r	34.2 r	27.1 r	41.0 r	61.3	15.4 r	13.7 r	18.1 r	15.8 r	15.0 r
Vatican	187	0.0	0.0 r	0.0 r	0.0 r	0.0 r	0.0 r	0.0	0.0 r	0.0 r	0.0 r	0.0 r	0.0 r
Emerg. & Dev. Economies	200	297.0	67.8	65.7	61.7	49.5	78.1	569.0	149.5	135.2	129.7	167.6	169.1
Emerg. & Dev. Asia	505	273.5	65.0	50.7	59.5	47.2	75.1	539.5	142.2	127.6	122.6	159.0	159.9
American Samoa	859	12.2	3.4 r	2.6 r	2.1 r	2.3 r	3.5 r	0.2	0.1 r	0.0 r	0.0 r	0.0 r	0.0 r
Bangladesh	513	0.0	0.0 r	0.0 r	0.0 r	0.0 r	0.0 r	1.1	0.3 r	0.3 r	0.3 r	0.3 r	0.3 r
Bhutan	514	....	....	....	....	....	....	0.0	0.0 r	0.0 r	0.0 r	0.0 r	0.0 r
Brunei Darussalam	516	0.0	0.0 r	0.0 r	0.0 r	0.0 r	0.0 r	0.1	0.0 r	0.0 r	0.0 r	0.0 r	0.0 r
Cambodia	522	0.1	0.0 r	0.0 r	0.0 r	0.0 r	0.0 r	0.0	0.0 r	0.0 r	0.0 r	0.0 r	0.0 r
China,P.R.: Mainland	924	40.8	0.8 r	1.2 r	19.8 r	2.4 r	7.7 r	303.5	82.8 r	70.8 r	76.4 r	102.8 r	101.5 r
F.T. French Polynesia	887	3.6	1.0 r	0.8 r	0.6 r	0.7 r	1.0 r	0.0	0.0 r	0.0 r	0.0 r	0.0 r	0.0 r
F.T. New Caledonia	839	8.5	2.4 r	1.8 r	1.5 r	1.6 r	2.4 r	0.2	0.0 r	0.0 r	0.0 r	0.0 r	0.0 r
Guam	829	0.3	0.1 r	0.1 r	0.0 r	0.0 r	0.1 r	0.0	0.0 r	0.0 r	0.0 r	0.0 r	0.0 r
India	534	0.3	0.0 r	0.0 r	0.0 r	0.0 r	0.0 r	48.4	12.8 r	12.6 r	8.4 r	13.8 r	18.0 r
Indonesia	536	0.7	0.1 r	0.1 r	0.4 r	0.6 r	1.0 r	19.1	5.4 r	4.6 r	3.9 r	5.5 r	5.6 r
Kiribati	826	35.2	9.9 r	7.4 r	6.1 r	6.8 r	10.1 r	0.2	0.1 r	0.1 r	0.0 r	0.0 r	0.0 r
Lao People's Dem.Rep	544	0.0	0.0 r	0.0 r	0.0 r	0.0 r	0.0 r	0.0	0.0 r	0.0 r	0.0 r	0.0 r	0.0 r
Malaysia	548	6.3	0.7 r	1.7 r	0.3 r	0.3 r	0.5 r	44.1	10.1 r	9.2 r	8.2 r	6.5 r	5.3 r
Maldives	556	0.0	0.0 r	0.0 r	0.0 r	0.0 r	0.0 r	....	....	....	....	....	....
Marshall Islands	867	1.2	0.3 r	0.3 r	0.2 r	0.2 r	0.3 r	0.0	0.0 r	0.0 r	0.0 r	0.0 r	0.0 r

# Fiji (819)

In Millions of U.S. Dollars

		Exports (FOB)						Imports (CIF)					
		2015	2015Q3	2015Q4	2016Q1	2016Q2	2016Q3	2015	2015Q3	2015Q4	2016Q1	2016Q2	2016Q3
Micronesia	868	0.2	0.0 r	0.0 r	0.0 r	0.0 r	0.0 r	....	....	....	....	....	....
Mongolia	948	....	....	....	....	....	....	0.0	0.0 r	0.0 r	0.0 r	0.0 r	0.0 r
Myanmar	518	0.0	0.0 r	0.0 r	0.0 r	0.0 r	0.0 r	0.0	0.0 r	0.0 r	0.0 r	0.0 r	0.0 r
Nauru	836	19.4	5.5 r	4.1 r	3.3 r	3.7 r	5.5 r	0.0	0.0 r	0.0 r	0.0 r	0.0 r	0.0 r
Nepal	558	....	....	....	....	....	....	0.0	0.0 r	0.0 r	0.0 r	0.0 r	0.0 r
Palau	565	0.1	0.0 r	0.0 r	0.0 r	0.0 r	0.0 r	0.0	0.0 r	0.0 r	0.0 r	0.0 r	0.0 r
Papua New Guinea	853	18.5	5.2 r	3.9 r	3.2 r	3.6 r	5.3 r	4.2	1.1 r	1.0 r	0.6 r	0.8 r	0.8 r
Philippines	566	0.0	0.0 r	0.0 r	....	....	....	1.6	0.4 r	0.5 r	0.6 r	0.7 r	0.7 r
Samoa	862	21.0	5.9 r	4.4 r	3.6 r	4.0 r	6.0 r	0.4	0.1 r	0.1 r	0.1 r	0.1 r	0.1 r
Solomon Islands	813	10.8	3.0 r	2.3 r	1.9 r	2.1 r	3.1 r	2.7	0.7 r	0.6 r	0.4 r	0.5 r	0.5 r
Sri Lanka	524	0.9	0.2 r	0.6 r	0.4 r	0.8 r	1.6 r	3.8	1.1 r	0.9 r	0.8 r	1.2 r	1.1 r
Thailand	578	1.7	0.2 r	0.2 r	0.1 r	0.2 r	0.4 r	56.5	13.1 r	14.3 r	14.6 r	16.7 r	15.8 r
Timor-Leste	537	0.4	0.1 r	0.1 r	0.1 r	0.1 r	0.1 r	....	....	....	....	....	....
Tonga	866	46.5	13.2 r	9.8 r	8.0 r	9.0 r	13.3 r	0.2	0.1 r	0.1 r	0.0 r	0.0 r	0.0 r
Tuvalu	869	9.5	2.7 r	2.0 r	1.6 r	1.8 r	2.7 r	0.1	0.0 r	0.0 r	0.0 r	0.0 r	0.0 r
Vanuatu	846	29.8	8.4 r	6.3 r	5.1 r	5.7 r	8.5 r	2.5	0.7 r	0.6 r	0.4 r	0.5 r	0.5 r
Vietnam	582	5.9	1.7 r	1.2 r	1.0 r	1.1 r	1.7 r	13.3	3.5 r	3.2 r	2.1 r	2.6 r	2.6 r
Asia n.s.	598	....	....	....	....	....	....	37.3	9.8 r	8.8 r	5.6 r	6.9 r	6.8 r
<b>Europe</b>	170	<b>12.1</b>	<b>0.0</b>	<b>12.0</b>	<b>0.0</b>	<b>0.0</b>	<b>0.0</b>	<b>3.3</b>	<b>0.4</b>	<b>0.6</b>	<b>0.7</b>	<b>0.8</b>	<b>1.4</b>
<b>Emerg. &amp; Dev. Europe</b>	903	<b>12.1</b>	<b>0.0</b>	<b>12.0</b>	<b>0.0</b>	<b>0.0</b>	<b>0.0</b>	<b>1.8</b>	<b>0.3</b>	<b>0.4</b>	<b>0.3</b>	<b>0.4</b>	<b>0.6</b>
Bosnia and Herzegovina	963	....	....	....	....	....	....	0.0	0.0 r	0.0 r	0.0 r	0.0 r	0.0 r
Bulgaria	918	0.0	....	0.0 r	....	....	....	0.2	0.0 r	....	0.0 r	0.0 r	0.0 r
Faroe Islands	816	....	....	....	....	....	....	0.0	0.0 r	0.0 r	0.0 r	0.0 r	0.0 r
Hungary	944	....	....	....	0.0 r	....	....	0.0	0.0 r	0.0 r	0.0 r	0.0 r	0.0 r
Macedonia, FYR	962	0.0 e	0.0 e	0.0 e	0.0 e	0.0 e	0.0 e	....	....	....	....	....	....
Poland	964	0.0	0.0 r	0.0 r	0.0 r	0.0 r	0.0 r	0.2	0.0 r	0.0 r	0.0 r	0.0 r	0.3 r
Romania	968	12.0	....	12.0 r	....	....	0.0 r	0.0	0.0 r	0.0 r	0.0 r	....	....
Serbia, Republic of	942	....	....	....	....	....	....	0.0	0.0 r	0.0 r	0.0 r	0.0 r	0.0 r
Turkey	186	0.0	0.0 r	0.0 r	0.0 r	0.0 r	0.0 r	1.4	0.3 r	0.3 r	0.3 r	0.4 r	0.3 r
<b>CIS</b>	901	<b>0.1</b>	<b>0.0</b>	<b>0.0</b>	<b>0.0</b>	<b>0.0</b>	<b>0.0</b>	<b>1.5</b>	<b>0.1</b>	<b>0.2</b>	<b>0.3</b>	<b>0.4</b>	<b>0.8</b>
Azerbaijan, Rep. of	912	0.0	0.0 r	0.0 r	0.0 r	0.0 r	0.0 r	0.0	0.0 r	0.0 r	0.0 r	0.0 r	0.0 r
Belarus	913	....	....	....	....	....	....	1.2	....	0.1 r	0.3 r	0.3 r	0.7 r
Georgia	915	0.0	0.0 r	0.0 r	0.0 r	0.0 r	0.0 r	0.2	0.1 r	0.1 r	0.1 r	0.1 r	0.1 r
Russian Federation	922	....	....	....	....	....	....	0.0	0.0 r	0.0 r	....	0.0 r	....
Ukraine	926	0.0	....	0.0 r	....	....	....	0.0	0.0 r	....	....	....	....
<b>Mid East, N Africa, Pak</b>	440	<b>1.9</b>	<b>0.5</b>	<b>0.4</b>	<b>0.3</b>	<b>0.4</b>	<b>0.5</b>	<b>7.4</b>	<b>2.1</b>	<b>1.8</b>	<b>1.2</b>	<b>1.4</b>	<b>1.4</b>
Afghanistan, I.R. of	512	0.0	0.0 r	0.0 r	0.0 r	0.0 r	0.0 r	....	....	....	....	....	....
Algeria	612	0.0 e	0.0 e	0.0 e	0.0 e	0.0 e	0.0 e	....	....	....	....	....	....
Bahrain, Kingdom of	419	0.0	0.0 r	0.0 r	0.0 r	0.0 r	0.0 r	0.0	0.0 r	0.0 r	0.0 r	0.0 r	0.0 r
Egypt	469	0.0	0.0 r	0.0 r	0.0 r	0.0 r	0.0 r	0.3	0.1 r	0.1 r	0.1 r	0.1 r	0.1 r
Iran, I.R. of	429	0.0	0.0 r	0.0 r	0.0 r	0.0 r	0.0 r	0.0	0.0 r	0.0 r	0.0 r	0.0 r	0.0 r
Iraq	433	0.0	0.0 r	0.0 r	0.0 r	0.0 r	0.0 r	0.0	0.0 r	0.0 r	0.0 r	0.0 r	0.0 r
Jordan	439	0.0	0.0 r	0.0 r	0.0 r	0.0 r	0.0 r	0.0	0.0 r	0.0 r	0.0 r	0.0 r	0.0 r
Kuwait	443	0.2	0.0 r	0.0 r	0.0 r	0.0 r	0.0 r	0.0	0.0 r	0.0 r	0.0 r	0.0 r	0.0 r
Lebanon	446	0.0	0.0 r	....	....	....	....	0.1	0.1 r	....	....	....	....
Morocco	686	0.0	....	0.0 r	....	....	....	0.0	....	0.0 r	0.0 r	0.0 r	0.0 r
Oman	449	0.2	0.0 r	0.0 r	0.0 r	0.0 r	0.0 r	0.2	0.1 r	0.1 r	0.0 r	0.0 r	0.0 r
Pakistan	564	0.1	0.0 r	0.0 r	0.0 r	0.0 r	0.0 r	2.0	0.5 r	0.5 r	0.3 r	0.4 r	0.4 r
Qatar	453	0.1	0.0 r	0.0 r	0.0 r	0.0 r	0.0 r	0.9	0.2 r	0.2 r	0.1 r	0.2 r	0.2 r
Saudi Arabia	456	0.2	0.1 r	0.0 r	0.0 r	0.0 r	0.1 r	0.8	0.2 r	0.2 r	0.1 r	0.2 r	0.2 r
Somalia	726	0.0	0.0 r	0.0 r	0.0 r	0.0 r	0.0 r	....	....	....	....	....	....
Sudan	732	0.0	0.0 r	0.0 r	0.0 r	0.0 r	0.0 r	0.0	0.0 r	0.0 r	0.0 r	0.0 r	0.0 r
Syrian Arab Republic	463	....	....	....	....	....	....	0.0	0.0 r	0.0 r	0.0 r	0.0 r	0.0 r
Tunisia	744	....	....	....	....	....	....	0.0	0.0 r	0.0 r	0.0 r	0.0 r	0.0 r
United Arab Emirates	466	1.0	0.3 r	0.2 r	0.2 r	0.2 r	0.3 r	3.1	0.9 r	0.8 r	0.5 r	0.5 r	0.5 r
<b>Sub-Saharan Africa</b>	603	<b>2.1</b>	<b>0.2</b>	<b>1.0</b>	<b>0.3</b>	<b>0.4</b>	<b>0.4</b>	<b>12.7</b>	<b>3.6</b>	<b>2.8</b>	<b>1.9</b>	<b>2.8</b>	<b>2.8</b>
Botswana	616	....	....	....	....	....	....	0.0	0.0 r	0.0 r	0.0 r	0.0 r	0.0 r
Cabo Verde	624	....	....	....	....	....	....	0.0	0.0 r	0.0 r	0.0 r	0.0 r	0.0 r
Cameroon	622	....	....	....	....	....	....	0.0	0.0 r	0.0 r	0.0 r	0.0 r	0.0 r
Comoros	632	....	....	....	....	....	....	0.0	0.0 r	0.0 r	0.0 r	0.0 r	0.0 r

# Fiji (819)

In Millions of U.S. Dollars

		Exports (FOB)						Imports (CIF)					
		2015	2015Q3	2015Q4	2016Q1	2016Q2	2016Q3	2015	2015Q3	2015Q4	2016Q1	2016Q2	2016Q3
Congo, Republic of	634	....	....	....	....	....	....	0.0	0.0 r	0.0 r	0.0 r	0.0 r	0.0 r
Ethiopia	644	....	....	....	....	....	....	0.0	0.0 r	0.0 r	0.0 r	0.0 r	0.0 r
Gambia, The	648	....	....	....	....	....	....	0.0	0.0 r	0.0 r	0.0 r	0.0 r	0.0 r
Ghana	652	....	....	....	....	....	....	0.0	0.0 r	0.0 r	0.0 r	0.0 r	0.0 r
Guinea-Bissau	654	....	....	....	....	....	....	0.0	0.0 r	0.0 r	0.0 r	0.0 r	0.0 r
Kenya	664	0.0	0.0 r	0.0 r	0.0 r	0.0 r	0.0 r	0.0	0.0 r	0.0 r	0.0 r	0.0 r	0.0 r
Liberia	668	....	....	....	....	....	....	0.0	0.0 r	0.0 r	0.0 r	0.0 r	0.0 r
Madagascar	674	....	....	....	....	....	....	0.1	0.0 r	0.0 r	0.0 r	0.0 r	0.0 r
Malawi	676	....	....	....	....	....	....	0.1	0.0 r	0.0 r	0.0 r	0.0 r	0.0 r
Mali	678	....	....	....	....	....	....	0.0	0.0 r	0.0 r	0.0 r	0.0 r	0.0 r
Mauritius	684	....	....	....	....	....	....	0.0	0.0 r	0.0 r	0.0 r	0.0 r	0.0 r
Mozambique	688	0.1	0.0 r	0.0 r	0.0 r	0.0 r	0.0 r	0.0	0.0 r	0.0 r	0.0 r	0.0 r	0.0 r
Namibia	728	0.0	0.0 r	0.0 r	0.0 r	0.0 r	0.0 r	0.1	0.0 r	0.0 r	0.0 r	0.0 r	0.0 r
Niger	692	....	....	....	....	....	....	0.0	0.0 r	0.0 r	0.0 r	0.0 r	0.0 r
São Tomé & Príncipe	716	....	....	....	....	....	....	0.0	0.0 r	0.0 r	0.0 r	0.0 r	0.0 r
Senegal	722	0.0	0.0 r	0.0 r	0.0 r	0.0 r	0.0 r	0.0	0.0 r	0.0 r	0.0 r	0.0 r	0.0 r
Seychelles	718	....	....	....	....	....	....	0.0	0.0 r	0.0 r	0.0 r	0.0 r	0.0 r
Sierra Leone	724	....	....	....	....	....	....	0.0	0.0 r	0.0 r	0.0 r	0.0 r	0.0 r
South Africa	199	1.6	0.1 r	0.9 r	0.2 r	0.3 r	0.3 r	2.1	0.9 r	0.3 r	0.3 r	0.8 r	0.8 r
Swaziland	734	0.0	0.0 r	0.0 r	0.0 r	0.0 r	0.0 r	10.2	2.7 r	2.4 r	1.6 r	2.0 r	2.0 r
Tanzania	738	0.0	0.0 r	0.0 r	0.0 r	0.0 r	0.0 r	0.0	0.0 r	0.0 r	0.0 r	0.0 r	0.0 r
Togo	742	0.2	0.1 r	0.1 r	0.1 r	0.1 r	0.1 r	0.0	0.0 r	0.0 r	0.0 r	0.0 r	0.0 r
Uganda	746	....	....	....	....	....	....	0.0	0.0 r	0.0 r	0.0 r	0.0 r	0.0 r
Africa n.s.	799	....	....	....	....	....	....	0.1	0.0 r	0.0 r	0.0 r	0.0 r	0.0 r
<b>Western Hemisphere</b>	<b>205</b>	<b>7.4</b>	<b>2.0</b>	<b>1.6</b>	<b>1.5</b>	<b>1.5</b>	<b>2.1</b>	<b>6.1</b>	<b>1.2</b>	<b>2.4</b>	<b>3.4</b>	<b>3.5</b>	<b>3.7</b>
Anguilla	312	0.0	0.0 r	0.0 r	0.0 r	0.0 r	0.0 r	0.0	0.0 r	0.0 r	0.0 r	0.0 r	0.0 r
Antigua and Barbuda	311	....	....	....	....	....	....	0.0	0.0 r	0.0 r	0.0 r	0.0 r	0.0 r
Argentina	213	0.0	0.0 r	0.0 r	0.0 r	0.0 r	0.0 r	0.4	0.1 r	0.1 r	0.1 r	0.1 r	0.1 r
Bahamas, The	313	....	....	....	....	....	....	0.0	0.0 r	0.0 r	0.0 r	0.0 r	0.0 r
Barbados	316	0.1	0.0 r	0.0 r	0.0 r	0.0 r	0.0 r	0.0	0.0 r	0.0 r	0.0 r	0.0 r	0.0 r
Belize	339	....	....	....	....	....	....	0.0	0.0 r	0.0 r	0.0 r	0.0 r	0.0 r
Bermuda	319	0.0	0.0 r	0.0 r	0.0 r	0.0 r	0.0 r	....	....	....	....	....	....
Bolivia	218	0.0 e	....	0.0 e	....	....	....	....	....	....	....	....	....
Brazil	223	0.0	....	0.0 r	0.1 r	....	0.0 r	0.9	0.2 r	0.2 r	0.1 r	0.4 r	0.4 r
Chile	228	0.0	0.0 r	....	0.0 r	....	....	1.3	0.5 r	0.2 r	0.5 r	0.2 r	0.4 r
Colombia	233	0.0	....	....	....	....	....	0.2	....	0.1 r	0.1 r	0.1 r	0.1 r
Costa Rica	238	....	....	....	....	....	....	0.0	0.0 r	0.0 r	0.0 r	0.0 r	0.0 r
Curacao	354	0.1	0.0 r	0.0 r	0.0 r	0.0 r	0.0 r	0.0	0.0 r	0.0 r	0.0 r	0.0 r	0.0 r
Dominican Republic	243	5.6	1.6 r	1.2 r	1.0 r	1.1 r	1.6 r	....	....	....	....	....	....
Ecuador	248	....	....	....	....	....	....	0.0	....	....	....	....	....
El Salvador	253	....	....	....	....	....	....	0.0	0.0 r	0.0 r	0.0 r	0.0 r	0.0 r
Falkland Islands	323	....	....	....	....	....	....	0.0	0.0 r	0.0 r	0.0 r	0.0 r	0.0 r
Greenland	326	0.0 e	0.0 e	0.0 e	0.0 e	0.0 e	0.0 e	....	....	....	....	....	....
Grenada	328	....	....	....	....	....	....	0.0	0.0 r	0.0 r	0.0 r	0.0 r	0.0 r
Guatemala	258	....	....	....	....	....	....	0.0	0.0 r	0.0 r	0.0 r	0.0 r	0.0 r
Guyana	336	....	....	....	....	....	....	0.0	0.0 r	0.0 r	0.0 r	0.0 r	0.0 r
Honduras	268	....	....	....	....	....	....	0.0	0.0 r	0.0 r	0.0 r	0.0 r	0.0 r
Jamaica	343	....	....	....	....	....	....	0.0	0.0 r	0.0 r	0.0 r	0.0 r	0.0 r
Mexico	273	0.0	0.0 r	0.0 r	0.0 r	0.0 r	0.0 r	1.6	0.4 r	0.4 r	0.4 r	0.4 r	0.4 r
Nicaragua	278	....	....	....	....	....	....	0.0	0.0 r	0.0 r	0.0 r	0.0 r	0.0 r
Panama	283	1.5	0.4 r	0.4 r	0.4 r	0.4 r	0.4 r	1.4	....	1.4 r	2.2 r	2.2 r	2.2 r
Peru	293	....	....	....	....	....	....	0.0	0.0 r	0.0 r	0.0 r	0.0 r	0.0 r
St. Vincent & Grens.	364	....	....	....	....	....	....	0.0	0.0 r	0.0 r	0.0 r	0.0 r	0.0 r
Suriname	366	0.0	0.0 r	0.0 r	0.0 r	0.0 r	0.0 r	0.0	0.0 r	0.0 r	0.0 r	0.0 r	0.0 r
Trinidad and Tobago	369	0.1	0.0 r	0.0 r	0.0 r	0.0 r	0.0 r	0.1	0.0 r	0.0 r	0.0 r	0.0 r	0.0 r
Uruguay	298	0.0	0.0 r	0.0 r	0.0 r	0.0 r	0.0 r	0.0	0.0 r	0.0 r	0.0 r	0.0 r	0.0 r
Venezuela, Rep. Bol.	299	0.0	0.0 r	0.0 r	0.0 r	0.0 r	0.0 r	0.0	0.0 r	0.0 r	0.0 r	0.0 r	0.0 r
Western Hem. n.s.	399	....	....	....	....	....	....	0.0	0.0 r	0.0 r	0.0 r	0.0 r	0.0 r
<b>Other Countries n.i.e</b>	<b>910</b>	<b>....</b>	<b>....</b>	<b>....</b>	<b>....</b>	<b>....</b>	<b>....</b>	<b>9.6</b>	<b>2.5</b>	<b>2.3</b>	<b>1.5</b>	<b>1.9</b>	<b>1.9</b>
Cuba	928	....	....	....	....	....	....	0.0	0.0 r	0.0 r	0.0 r	0.0 r	0.0 r

# Fiji (819)

In Millions of U.S. Dollars

		Exports (FOB)						Imports (CIF)					
		2015	2015Q3	2015Q4	2016Q1	2016Q2	2016Q3	2015	2015Q3	2015Q4	2016Q1	2016Q2	2016Q3
Korea, Dem. People's Rep.	954	....	....	....	....	....	....	9.6	2.5 r	2.3 r	1.5 r	1.9 r	1.9 r
<b>Countries &amp; Areas n.s.</b>	898	....	....	....	....	....	....	<b>8.3</b>	<b>1.7 r</b>	<b>1.7 r</b>	<b>1.4 r</b>	<b>2.2 r</b>	<b>2.5 r</b>
<b>Memorandum Items</b>													
Africa	605	2.1	0.2	1.0	0.3	0.4	0.4	12.7	3.6	2.8	1.9	2.9	2.9
Middle East	405	1.7	0.5	0.4	0.3	0.3	0.5	5.4	1.5	1.3	0.8	1.0	1.0
European Union	998	73.1	13.6	25.4	24.5	4.1	22.1	109.1	19.4	43.1	57.2	56.9	65.5
Export earnings: fuel	080	2.2	0.6	0.5	0.4	0.4	0.6	5.5	1.4	1.3	0.9	1.1	1.1
Export earnings: nonfuel	092	741.0	182.5	179.8	177.3	140.8	210.5	2,128.8	559.2	524.0	508.4	652.6	646.1



# Finland (172)

In Millions of U.S. Dollars

		Exports (FOB)						Imports (CIF)					
		2015	2015Q3	2015Q4	2016Q1	2016Q2	2016Q3	2015	2015Q3	2015Q4	2016Q1	2016Q2	2016Q3
IFS World		59,733.1	14,509.7	15,036.0	13,398.7	15,408.7	13,879.5	60,399.2	14,865.7	15,639.3	14,373.0	15,619.6	14,847.1
World	001	59,817.5	14,531.5	15,053.9	13,461.3	15,544.2	14,047.9	60,430.0	14,870.4	15,637.9	14,373.9	15,619.3	14,873.8
Advanced Economies	110	43,828.5	10,551.5	11,159.4	9,951.8	11,485.1	10,310.5	46,636.3	11,251.5	12,408.3	11,252.3	12,174.2	11,254.2
Euro Area	163	22,483.3	5,251.6	5,815.3	5,173.4	5,975.4	5,015.5	27,083.4	6,541.1	7,266.8	6,576.8	7,186.6	6,638.8
Austria	122	442.1	108.7	114.3	106.5	116.6	116.1	760.4	188.1	203.7	175.1	215.0	203.4
Belgium	124	1,690.9	408.0	419.9	446.2	480.6	433.9	2,018.5	496.5	526.0	514.9	533.6	488.4
Cyprus	423	13.5	3.5	3.6	5.9	3.1	3.5	8.6	3.3	0.9	1.3	1.9	1.8
Estonia	939	1,751.1	414.0	443.5	423.1	453.7	401.1	1,823.9	467.7	473.2	445.5	509.4	486.3
France	132	1,665.3	379.6	421.5	435.2	481.2	411.6	2,199.5	414.8	909.1	605.2	787.4	567.3
Germany	134	8,321.1	1,969.9	1,999.9	1,819.3	2,337.3	1,632.5	10,244.3	2,602.7	2,587.8	2,488.8	2,617.0	2,516.7
Greece	174	124.5	23.1	37.9	30.9	31.4	28.0	186.0	35.3	53.6	52.8	40.7	35.9
Ireland	178	545.0	44.7	431.9	59.2	39.4	176.7	522.2	125.9	124.1	101.4	103.8	108.4
Italy	136	1,402.8	317.8	326.0	377.8	371.3	336.0	1,468.1	355.9	372.9	357.6	418.7	362.9
Latvia	941	681.3	189.5	163.9	124.0	152.9	139.5	223.5	59.3	58.8	53.2	59.7	67.5
Lithuania	946	428.8	108.3	104.1	91.7	111.8	120.2	385.6	90.8	115.5	78.2	111.5	88.9
Luxembourg	137	27.9	6.5	7.6	6.1	6.7	6.8	103.6	21.3	19.7	19.2	20.6	20.5
Malta	181	24.7	0.6	21.5	1.1	36.3	7.3	3.5	0.5	0.8	0.9	1.6	2.2
Netherlands	138	3,944.6	958.0	946.2	912.6	932.9	887.5	5,435.0	1,241.6	1,368.1	1,237.4	1,314.1	1,270.4
Portugal	182	155.9	37.7	38.7	31.3	38.8	32.4	266.3	75.7	55.0	54.5	68.7	62.9
Slovak Republic	936	143.4	36.0	38.1	26.3	30.7	27.1	198.5	47.2	52.1	56.3	47.2	43.6
Slovenia	961	88.1	22.2	19.2	21.0	22.4	23.4	55.7	13.6	13.2	10.4	17.8	13.5
Spain	184	1,032.3	223.4	277.6	255.3	328.3	231.9	1,180.2	301.0	332.4	324.2	317.9	298.2
Australia	193	476.3	113.5	138.7	100.5	125.2	116.4	85.3	6.5	33.0	23.7	7.9	11.8
Canada	156	534.6	118.2	114.7	83.4	121.1	115.2	539.0	182.9	169.4	137.5	79.2	98.3
China,P.R.: Hong Kong	532	340.8	79.5	52.3	46.4	57.8	47.6	89.9	22.7	40.8	30.0	14.8	27.7
China,P.R.: Macao	546	0.6	0.2	0.1	0.0	0.1	0.6	0.1	0.0	0.0	0.0	0.0	0.0
Czech Republic	935	311.5	86.8	70.2	67.8	75.7	71.7	889.7	205.7	256.4	230.0	236.4	177.4
Denmark	128	1,050.8	228.0	267.7	241.1	253.2	237.0	2,470.7	584.5	583.8	593.7	614.3	531.6
Iceland	176	39.5	8.6	11.1	10.6	12.7	9.5	14.2	1.2	1.6	1.2	4.4	1.4
Israel	436	196.3	47.3	48.1	46.8	62.7	49.4	69.8	23.7	18.8	20.0	17.4	7.5
Japan	158	1,203.5	307.2	305.3	260.9	299.1	289.8	300.7	70.8	72.8	80.3	80.4	74.7
Korea, Republic of	542	834.1	227.8	184.8	175.4	178.5	194.3	291.4	84.8	83.5	52.6	61.6	93.7
New Zealand	196	86.6	18.6	21.7	20.0	19.9	21.8	10.7	3.7	2.1	2.4	4.1	4.2
Norway	142	1,738.1	402.4	428.9	413.8	448.6	400.2	914.7	156.3	245.1	248.3	269.8	194.6
San Marino	135	2.0	0.3	0.8	0.1	0.4	0.3	0.4	0.1	0.2	0.1	0.2	0.1
Singapore	576	201.0	45.4	59.9	48.6	64.8	54.3	38.8	13.2	8.9	8.0	9.7	7.0
Sweden	144	6,043.7	1,508.0	1,665.8	1,389.1	1,670.9	1,435.8	9,716.4	2,392.8	2,519.7	2,245.4	2,522.7	2,435.4
Switzerland	146	847.1	211.7	198.6	213.0	262.1	241.1	448.0	115.2	117.5	110.7	121.2	125.3
Taiwan Prov.of China	528	182.4	44.0	48.1	46.3	43.1	50.0	257.3	62.8	59.5	64.1	77.8	61.8
United Kingdom	112	3,076.7	754.3	789.8	649.7	710.5	733.2	1,954.6	464.2	502.1	482.9	521.9	462.4
United States	111	4,179.6	1,098.0	937.5	964.8	1,103.5	1,226.6	1,461.2	319.2	426.3	344.5	344.0	300.4
Vatican	187	0.1	....	0.0	0.0	....	....	0.0	....	....	0.0	....	....
Emerg. & Dev. Economies	200	15,725.6	3,920.8	3,839.6	3,443.7	3,998.1	3,683.1	13,766.8	3,602.0	3,219.5	3,121.6	3,445.0	3,619.6
Emerg. & Dev. Asia	505	4,443.9	1,057.6	1,033.0	1,032.7	1,234.2	1,109.4	2,847.7	794.6	619.8	741.1	643.9	775.0
American Samoa	859	0.0	....	....	....	0.0	....	0.0	0.0	0.0	0.0	0.0	0.0
Bangladesh	513	62.4	23.6	17.0	36.6	6.2	12.7	34.1	9.9	8.2	10.2	6.4	10.0
Bhutan	514	0.2	0.2	....	0.0	0.0	0.5	....	....	....	....	....	....
Brunei Darussalam	516	1.2	0.1	0.0	0.1	0.0	0.1	0.2	0.0	....	....	....	0.0
Cambodia	522	4.3	1.8	1.0	2.6	9.6	6.9	5.7	2.2	1.4	1.1	1.2	1.5
China,P.R.: Mainland	924	2,805.4	672.7	669.1	649.6	796.8	732.8	2,176.8	606.1	467.7	577.1	484.2	606.0
Fiji	819	0.9	0.1	0.6	0.8	0.3	0.0	0.0	0.0	0.0	0.0	0.0	0.0
F.T. French Polynesia	887	0.8	0.2	0.2	0.1	0.2	0.1	0.0	0.0	....	....	0.0	0.0
F.T. New Caledonia	839	1.3	0.3	0.5	0.5	0.3	0.6	0.0	0.0	0.0	....	....	0.0
Guam	829	0.1	0.0	0.0	0.1	0.0	0.0	0.0	....	....	....	0.0	0.0
India	534	500.0	121.5	137.9	145.0	146.6	149.7	221.6	58.2	52.6	58.8	61.2	58.7
Indonesia	536	382.2	57.5	54.2	52.2	55.9	31.5	71.4	17.4	17.0	17.8	17.7	17.6
Kiribati	826	0.0	....	....	....	0.0	....	0.0	0.0	....	....	....	....
Lao People's Dem.Rep	544	1.3	0.3	0.3	0.4	0.4	0.1	0.1	....	0.0	0.1	0.0	0.0
Malaysia	548	145.2	38.4	33.9	37.4	42.8	35.9	97.9	30.0	22.4	20.5	17.9	16.6
Maldives	556	0.5	0.1	0.1	0.1	0.1	0.2	0.1	....	0.1	0.0	0.0	0.2

# Finland (172)

In Millions of U.S. Dollars

		Exports (FOB)						Imports (CIF)					
		2015	2015Q3	2015Q4	2016Q1	2016Q2	2016Q3	2015	2015Q3	2015Q4	2016Q1	2016Q2	2016Q3
Marshall Islands	867	0.1	0.0	0.0	0.0	0.0	0.0	0.0	....	....	....	....	....
Micronesia	868	0.0	0.0	....	....	0.0	....	....	....	....	....	....	....
Mongolia	948	6.1	0.6	2.1	0.5	1.5	7.1	0.3	0.0	0.0	0.1	0.0	0.1
Myanmar	518	5.8	1.4	3.5	0.6	0.8	1.5	1.0	0.3	0.2	0.8	0.6	0.5
Nepal	558	2.7	0.3	1.1	1.0	0.2	0.1	1.0	0.3	0.3	0.3	0.2	0.2
Palau	565	....	....	....	....	....	0.0	....	....	....	....	....	....
Papua New Guinea	853	2.5	1.6	0.1	0.6	1.2	0.3	1.4	0.3	0.1	0.1	....	0.0
Philippines	566	145.0	34.8	32.2	31.0	50.4	43.2	19.4	5.3	4.2	3.7	5.5	6.5
Samoa	862	....	....	....	....	....	....	0.0	....	....	....	....	....
Solomon Islands	813	0.0	0.0	....	....	....	....	....	....	....	....	....	....
Sri Lanka	524	9.0	3.3	2.7	3.1	1.6	2.9	8.2	2.4	1.8	2.4	2.8	3.0
Thailand	578	230.7	63.2	51.2	48.5	55.0	43.6	123.2	38.4	26.3	27.7	27.4	33.9
Timor-Leste	537	15.9	0.1	0.0	0.0	0.1	0.0	0.0	....	0.0	0.0	....	....
Tonga	866	0.0	0.0	....	....	....	....	....	....	....	....	0.0	....
Vanuatu	846	0.1	0.0	0.0	0.0	....	0.0	....	....	....	0.0	0.0	0.0
Vietnam	582	119.9	35.2	25.0	21.5	64.1	39.6	85.1	23.7	17.4	20.4	18.7	20.3
Asia n.s.	598	0.3	0.1	0.1	0.2	0.1	0.0	0.1	0.0	0.0	0.0	0.0	0.0
<b>Europe</b>	<b>170</b>	<b>7,034.3</b>	<b>1,819.6</b>	<b>1,764.6</b>	<b>1,518.6</b>	<b>1,828.2</b>	<b>1,689.0</b>	<b>9,170.3</b>	<b>2,347.0</b>	<b>2,235.9</b>	<b>1,971.2</b>	<b>2,429.5</b>	<b>2,401.4</b>
<b>Emerg. &amp; Dev. Europe</b>	<b>903</b>	<b>3,011.8</b>	<b>743.9</b>	<b>750.0</b>	<b>769.5</b>	<b>842.0</b>	<b>715.6</b>	<b>2,284.9</b>	<b>531.5</b>	<b>620.6</b>	<b>612.3</b>	<b>632.2</b>	<b>635.4</b>
Albania	914	1.7	0.4	0.6	0.8	0.9	0.6	0.3	0.2	0.1	0.1	0.0	0.0
Bosnia and Herzegovina	963	3.9	1.4	0.7	0.8	0.9	0.9	0.3	0.1	0.1	0.1	0.3	0.1
Bulgaria	918	71.7	17.8	23.1	19.4	20.0	20.8	72.5	18.4	17.6	11.6	10.6	8.8
Croatia	960	27.2	5.6	7.1	5.7	10.0	9.7	14.4	3.7	3.9	2.4	5.3	5.8
Faroe Islands	816	5.0	3.1	0.9	0.7	0.6	1.1	0.0	0.0	0.0	0.0	....	0.1
Gibraltar	823	1.8	0.2	0.2	0.4	0.1	18.6	0.2	0.2	0.0	0.0	0.1	0.0
Hungary	944	243.6	59.0	63.8	66.0	75.1	68.5	222.3	54.2	56.7	68.2	76.5	56.0
Kosovo	967	0.7	0.2	0.3	0.1	0.4	0.2	0.1	0.0	0.0	0.0	0.0	0.0
Macedonia, FYR	962	5.0	1.2	1.5	1.2	1.4	1.0	8.8	0.5	0.3	0.3	0.4	0.3
Montenegro	943	2.7	0.8	0.8	0.0	5.9	0.8	0.0	....	0.0	0.0	0.0	0.1
Poland	964	1,569.8	412.3	375.7	369.7	436.2	384.3	1,494.4	341.1	407.4	393.4	408.9	440.0
Romania	968	190.7	42.3	40.9	35.9	39.9	37.6	156.6	38.2	47.3	45.0	36.3	31.9
Serbia, Republic of	942	29.5	7.8	6.9	7.6	9.5	7.6	13.0	3.0	2.7	5.3	5.3	3.4
Turkey	186	858.5	191.8	227.7	261.1	241.2	164.0	302.0	71.9	84.4	86.1	88.3	88.9
<b>CIS</b>	<b>901</b>	<b>4,022.1</b>	<b>1,075.6</b>	<b>1,014.5</b>	<b>749.1</b>	<b>986.2</b>	<b>973.3</b>	<b>6,885.4</b>	<b>1,815.5</b>	<b>1,615.3</b>	<b>1,358.9</b>	<b>1,797.3</b>	<b>1,766.0</b>
Armenia	911	8.4	2.8	2.3	1.4	2.0	2.4	0.6	0.2	0.1	0.0	0.0	0.0
Azerbaijan, Rep. of	912	35.8	10.2	3.2	4.5	3.1	2.6	0.4	0.2	0.1	0.3	0.1	0.1
Belarus	913	64.4	17.0	12.7	8.8	13.5	13.8	13.3	3.4	1.9	3.1	2.7	3.6
Georgia	915	10.7	2.5	2.5	2.5	3.2	2.3	0.1	0.0	0.0	0.1	0.0	0.0
Kazakhstan	916	141.7	35.2	33.3	25.2	45.5	28.1	220.8	54.9	39.5	26.4	56.5	30.0
Kyrgyz Republic	917	4.1	1.5	0.9	0.5	0.4	0.3	0.5	0.0	....	....	0.1	0.0
Moldova	921	10.0	3.1	2.3	1.1	3.2	2.9	0.3	0.0	0.0	0.0	0.0	0.1
Russian Federation	922	3,498.4	929.2	886.7	655.4	853.5	857.1	6,611.6	1,747.5	1,562.2	1,316.2	1,724.1	1,719.8
Tajikistan	923	1.1	0.1	0.4	0.1	0.4	0.2	0.0	....	....	0.0	0.0	....
Turkmenistan	925	11.9	2.6	4.5	1.6	4.9	5.5	1.6	....	....	0.0	....	....
Ukraine	926	217.3	67.1	60.4	42.0	50.3	52.6	36.2	9.4	11.4	12.8	13.7	12.2
Uzbekistan	927	18.1	4.4	5.5	5.9	6.2	5.6	0.0	0.0	0.0	0.0	0.0	0.2
Europe n.s.	884	0.4	0.0	0.1	0.1	0.1	0.1	0.0	0.0	0.0	0.0	0.0	0.0
<b>Mid East, N Africa, Pak</b>	<b>440</b>	<b>1,908.4</b>	<b>390.6</b>	<b>520.1</b>	<b>399.0</b>	<b>421.5</b>	<b>357.6</b>	<b>187.1</b>	<b>25.4</b>	<b>26.4</b>	<b>29.9</b>	<b>21.0</b>	<b>21.1</b>
Afghanistan, I.R. of	512	2.3	0.4	0.6	0.6	0.4	0.3	6.6	0.8	0.6	1.4	0.6	0.3
Algeria	612	190.9	36.1	49.1	41.9	42.6	41.5	88.9	0.0	....	....	....	0.0
Bahrain, Kingdom of	419	20.1	2.4	12.0	6.1	2.8	2.4	1.0	0.2	0.2	0.3	0.2	0.3
Djibouti	611	0.9	0.3	0.2	0.6	0.3	0.0	2.7	1.0	....	0.0	0.0	....
Egypt	469	385.3	93.7	98.1	98.3	112.5	79.5	16.4	3.3	3.1	8.3	3.3	2.7
Iran, I.R. of	429	44.7	5.4	8.9	20.0	15.4	19.9	0.3	0.1	0.0	0.2	0.1	0.1
Iraq	433	14.1	4.9	2.7	0.7	0.3	1.1	0.1	0.0	0.0	0.1	0.1	0.0
Jordan	439	41.8	8.9	10.0	5.8	7.9	8.1	0.1	0.1	0.0	0.0	0.1	0.1
Kuwait	443	31.0	4.6	10.4	5.4	5.8	9.8	0.0	0.0	0.0	0.0	0.0	0.0
Lebanon	446	30.0	6.5	5.4	7.6	11.0	9.2	0.5	0.1	0.1	0.1	0.1	0.1
Libya	672	3.9	0.2	3.0	0.1	0.4	0.0	0.0	0.0	0.0	0.0	....	0.0
Mauritania	682	1.2	0.2	0.2	0.2	1.8	1.1	0.0	....	....	0.0	0.0	0.0

# Finland (172)

In Millions of U.S. Dollars

		Exports (FOB)						Imports (CIF)					
		2015	2015Q3	2015Q4	2016Q1	2016Q2	2016Q3	2015	2015Q3	2015Q4	2016Q1	2016Q2	2016Q3
Morocco	686	113.4	28.7	25.8	30.8	44.5	27.2	2.3	0.2	0.4	1.9	0.7	0.3
Oman	449	131.4	13.7	68.7	5.6	6.0	8.1	0.2	0.0	0.2	0.0	0.0	0.1
Pakistan	564	93.3	12.8	13.2	15.3	19.5	16.5	25.1	7.1	6.0	6.7	5.4	6.9
Qatar	453	37.4	7.1	13.1	10.8	12.6	4.6	15.6	2.7	10.0	5.4	6.8	4.1
Saudi Arabia	456	413.5	84.6	88.5	79.5	66.0	68.9	4.5	1.3	1.9	1.3	0.8	1.4
Somalia	726	0.7	0.2	0.5	0.1	0.0	0.0	0.0	....	....	....	....	....
Sudan	732	9.0	2.9	1.5	0.7	1.8	1.1	0.4	....	0.0	0.0	0.0	0.0
Syrian Arab Republic	463	3.0	1.4	0.4	1.4	1.3	1.0	0.0	0.0	0.0	0.0	0.0	0.0
Tunisia	744	49.1	11.2	13.0	11.8	10.0	8.2	3.2	1.2	0.7	1.0	0.7	1.0
United Arab Emirates	466	288.4	64.0	94.2	55.1	58.1	48.2	19.1	7.2	3.2	3.2	2.0	3.5
West Bank and Gaza	487	1.1	0.3	0.2	0.4	0.3	0.5	0.0	....	....	0.0	....	0.0
Yemen, Republic of	474	1.8	0.1	0.1	0.2	0.3	0.3	0.0	....	....	....	....	....
<b>Sub-Saharan Africa</b>	<b>603</b>	<b>682.8</b>	<b>192.3</b>	<b>163.4</b>	<b>152.0</b>	<b>175.2</b>	<b>161.6</b>	<b>511.9</b>	<b>138.5</b>	<b>100.9</b>	<b>105.2</b>	<b>144.9</b>	<b>132.6</b>
Angola	614	6.0	0.6	2.7	0.3	0.8	1.9	43.3	0.0	43.3	0.0	0.0	0.0
Benin	638	2.5	0.2	1.4	0.7	0.2	0.9	0.0	....	....	0.0	....	....
Botswana	616	12.9	0.2	0.0	0.0	0.1	0.6	39.6	8.8	....	24.2	50.5	37.6
Burkina Faso	748	5.4	2.1	1.5	2.5	1.3	0.1	0.0	0.0	0.0	0.0	0.0	0.0
Burundi	618	1.2	....	0.0	0.0	0.1	0.0	0.3	....	0.3	0.2	....	0.4
Cabo Verde	624	0.4	0.3	0.1	0.0	0.8	0.1	0.0	0.0	0.0	0.0	0.0	....
Cameroon	622	8.3	1.0	1.7	1.6	11.4	3.2	1.2	0.1	0.2	0.1	0.2	0.3
Central African Rep.	626	0.0	0.0	0.0	....	0.1	0.0	....	....	....	....	0.0	....
Chad	628	0.1	0.0	0.1	0.1	....	0.1	0.0	....	0.0	....	0.0	....
Comoros	632	0.0	0.0	....	....	0.0	....	....	....	....	....	....	....
Congo, Dem. Rep. of	636	4.0	0.2	0.8	1.4	3.6	1.3	161.6	41.7	26.6	28.0	44.4	52.0
Congo, Republic of	634	25.7	4.3	7.1	1.4	0.1	1.9	1.2	0.0	1.1	0.0	....	....
Côte d'Ivoire	662	9.7	1.2	3.9	1.7	2.8	2.1	0.6	0.2	0.1	0.2	0.4	0.3
Equatorial Guinea	642	5.7	0.1	0.0	0.0	0.1	0.0	....	....	....	....	....	....
Eritrea	643	3.5	0.5	0.1	0.1	0.4	0.0	0.0	....	0.0	0.0	0.0	....
Ethiopia	644	7.5	1.1	4.0	5.0	5.9	5.0	3.7	1.4	1.0	1.0	0.9	1.7
Gabon	646	0.9	0.2	0.2	0.2	0.1	0.1	0.0	0.0	....	0.0	0.0	....
Gambia, The	648	0.9	0.2	0.5	0.1	0.2	0.3	0.0	....	0.0	....	0.0	0.0
Ghana	652	32.2	4.3	6.2	33.0	6.9	7.3	0.1	0.0	0.0	0.0	0.0	0.0
Guinea	656	0.6	0.4	0.0	0.5	0.3	1.2	0.0	0.0	0.0	0.0	0.0	0.0
Guinea-Bissau	654	0.5	0.0	0.5	0.0	0.0	0.0	....	....	....	....	....	....
Kenya	664	30.7	8.2	5.4	11.3	7.5	6.5	17.8	4.9	5.2	3.8	3.7	4.3
Lesotho	666	0.1	0.1	0.0	0.0	....	0.1	0.0	0.0	0.0	0.0	....	....
Liberia	668	5.6	0.3	4.1	0.4	0.1	0.2	0.2	....	0.0	0.0	....	0.0
Madagascar	674	0.5	0.0	0.1	0.1	0.1	0.0	2.1	0.4	0.6	1.0	0.8	1.6
Malawi	676	3.4	0.9	1.5	0.3	0.8	0.4	1.0	0.2	0.3	0.2	0.1	0.4
Mali	678	38.8	23.7	5.5	0.9	0.5	5.5	0.0	....	....	....	0.0	0.0
Mauritius	684	2.2	0.6	0.4	0.3	0.5	1.4	10.4	1.4	2.6	1.6	1.3	1.9
Mozambique	688	2.2	0.3	0.3	0.4	6.4	1.5	5.9	2.8	0.0	0.9	0.0	9.0
Namibia	728	4.2	2.4	0.6	1.2	0.3	19.9	0.1	0.0	0.0	0.2	0.1	0.0
Niger	692	0.2	0.0	0.2	....	0.0	0.0	0.0	....	....	....	0.0	....
Nigeria	694	32.5	4.6	7.7	4.6	8.0	3.9	7.3	0.2	0.2	8.4	0.0	0.0
Rwanda	714	1.3	0.1	0.8	0.6	0.1	0.4	1.0	0.1	0.6	0.5	0.6	0.1
São Tomé & Príncipe	716	....	....	....	....	....	....	0.0	....	....	....	....	....
Senegal	722	25.4	12.2	3.3	1.6	8.5	2.4	0.1	0.0	0.0	0.0	0.0	0.0
Seychelles	718	16.0	0.4	0.3	0.4	0.3	1.0	1.8	0.5	0.5	0.5	0.4	0.6
Sierra Leone	724	0.9	0.1	0.6	0.1	0.1	0.5	0.0	....	0.0	0.1	0.0	0.0
South Africa	199	310.8	87.9	86.2	67.5	68.2	78.5	181.5	61.3	17.3	32.9	28.1	18.2
South Sudan, Rep. of	733	0.7	0.3	0.4	0.0	....	0.0	....	....	....	....	0.0	....
Swaziland	734	0.2	0.1	0.0	0.0	0.0	0.1	22.7	12.9	0.0	0.0	11.8	....
Tanzania	738	30.4	18.4	4.7	4.3	7.0	7.6	5.4	0.5	0.7	0.9	1.0	0.6
Togo	742	5.9	3.4	2.2	0.0	0.4	0.1	0.0	....	0.0	0.0	0.0	0.0
Uganda	746	5.1	0.9	1.5	0.6	1.5	0.3	1.4	0.5	0.4	0.5	0.3	0.4
Zambia	754	26.9	9.2	3.6	4.4	28.5	4.0	1.0	0.0	0.1	0.0	0.0	0.1
Zimbabwe	698	10.9	1.3	3.3	4.1	1.4	1.2	0.6	0.3	0.1	0.0	0.0	3.1
Africa n.s.	799	....	....	....	....	....	....	0.0	....	....	....	....	....

# Finland (172)

In Millions of U.S. Dollars

		Exports (FOB)						Imports (CIF)					
		2015	2015Q3	2015Q4	2016Q1	2016Q2	2016Q3	2015	2015Q3	2015Q4	2016Q1	2016Q2	2016Q3
<b>Western Hemisphere</b>	205	<b>1,656.1</b>	<b>460.7</b>	<b>358.4</b>	<b>341.4</b>	<b>338.9</b>	<b>365.4</b>	<b>1,049.8</b>	<b>296.4</b>	<b>236.5</b>	<b>274.2</b>	<b>205.8</b>	<b>289.4</b>
Anguilla	312	0.0	....	....	....	....	....	0.0	....	0.0	....	....	....
Antigua and Barbuda	311	0.1	....	0.0	0.0	0.0	0.9	0.1	0.0	....	0.0	....	....
Argentina	213	101.9	26.8	26.4	25.1	21.2	22.0	36.3	2.4	4.3	21.6	25.0	25.9
Aruba	314	0.0	0.0	0.0	0.0	0.1	0.0	0.0	0.0	....	....	0.0	0.0
Bahamas, The	313	23.0	3.1	8.1	6.3	23.3	8.6	14.7	13.9	0.1	0.0	0.2	0.0
Barbados	316	0.1	0.0	0.1	0.1	0.1	0.1	0.0	0.0	0.0	0.0	0.0	0.0
Belize	339	0.0	0.0	0.0	0.0	0.1	0.0	0.0	0.0	....	0.0	....	....
Bermuda	319	0.1	0.0	0.0	0.0	0.0	0.0	0.0	0.0	....	0.0	0.0	....
Bolivia	218	16.2	5.2	1.1	1.6	1.2	0.9	0.1	0.0	0.0	0.0	0.0	0.0
Brazil	223	527.7	141.7	73.0	96.8	92.6	117.9	327.8	59.0	58.8	97.6	63.9	112.6
Chile	228	236.0	58.7	68.1	78.7	49.9	46.7	180.7	88.6	36.8	33.1	17.1	44.9
Colombia	233	82.0	20.3	19.5	16.7	19.6	19.8	97.7	16.3	23.9	17.9	17.5	12.9
Costa Rica	238	8.3	1.5	2.1	2.6	2.2	1.9	27.4	5.9	4.9	18.1	17.3	9.4
Curacao	354	1.6	0.1	0.1	0.2	0.0	0.2	0.0	....	0.0	0.0	....	....
Dominica	321	....	....	....	....	....	0.0	0.0	0.0	....	0.0	....	....
Dominican Republic	243	14.5	8.5	1.8	1.0	1.1	1.0	0.1	0.0	0.1	0.1	0.0	0.0
Ecuador	248	33.3	4.9	19.3	2.9	3.0	4.8	4.9	1.2	1.1	1.0	1.6	6.4
El Salvador	253	15.7	1.6	1.4	1.3	1.5	2.2	1.3	0.1	0.4	0.5	0.5	0.4
Falkland Islands	323	....	....	....	....	....	0.0	0.0	....	....	....	....	....
Greenland	326	2.6	0.2	0.2	1.0	1.2	0.2	0.0	0.0	0.0	....	0.0	....
Grenada	328	0.0	....	....	....	0.0	....	0.0	....	0.0	....	0.0	....
Guatemala	258	9.9	4.9	2.2	1.0	0.9	1.3	6.1	2.0	0.8	1.3	1.5	2.0
Guyana	336	1.8	0.9	0.8	0.2	0.0	0.0	0.0	0.0	....	....	....	0.0
Haiti	263	0.1	0.1	0.0	0.0	0.0	0.0	0.0	0.0	0.0	0.0	0.0	0.0
Honduras	268	5.5	0.8	1.1	0.4	5.9	18.8	16.1	5.6	0.7	4.3	5.9	4.3
Jamaica	343	1.1	0.1	0.3	0.1	0.0	0.0	0.1	0.0	0.0	0.0	0.1	0.0
Mexico	273	355.0	106.4	96.0	58.8	68.6	72.1	101.1	24.7	30.5	43.0	30.2	24.6
Montserrat	351	0.0	....	....	....	....	....	0.0	....	....	....	....	....
Nicaragua	278	2.9	0.3	0.3	0.2	0.2	0.1	3.0	1.3	0.3	0.8	1.6	3.6
Panama	283	21.4	6.2	3.1	2.8	1.4	2.3	0.5	0.0	0.5	0.7	0.0	0.0
Paraguay	288	9.3	1.6	1.6	2.7	2.1	1.0	0.0	....	....	0.0	0.0	0.0
Peru	293	85.2	29.0	16.8	18.4	23.5	23.4	187.7	59.2	56.5	29.4	19.9	34.0
Sint Maarten	352	0.9	0.5	0.4	0.0	0.3	4.5	0.0	0.0	....	....	....	0.0
St. Kitts and Nevis	361	....	....	....	0.0	....	....	....	....	....	....	....	....
St. Lucia	362	0.1	0.0	0.0	0.0	....	0.0	0.0	....	....	0.0	....	....
St. Vincent & Grens.	364	0.1	0.0	0.0	....	0.0	....	....	....	....	....	....	....
Suriname	366	26.4	11.4	0.5	0.0	0.0	0.0	0.0	0.0	....	0.0	0.0	....
Trinidad and Tobago	369	1.9	0.4	0.5	0.3	0.4	0.3	2.6	2.6	0.0	0.0	0.0	0.1
Uruguay	298	41.7	14.4	8.8	15.6	8.4	6.1	32.0	8.1	13.0	4.6	3.5	8.1
Venezuela, Rep. Bol.	299	21.2	8.8	3.9	3.9	0.7	2.6	9.2	5.2	4.0	0.0	0.0	0.0
Western Hem. n.s.	399	8.1	2.4	0.7	2.4	9.4	5.4	0.1	0.0	0.0	0.0	0.0	0.0
<b>Other Countries n.i.e</b>	910	<b>7.6</b>	<b>3.1</b>	<b>3.3</b>	<b>1.9</b>	<b>4.7</b>	<b>2.3</b>	<b>27.0</b>	<b>16.9</b>	<b>10.1</b>	<b>0.0</b>	<b>....</b>	<b>0.0</b>
Cuba	928	7.4	3.1	3.2	1.9	4.7	2.3	27.0	16.9	10.1	0.0	....	0.0
Korea, Dem. People's Rep.	954	0.2	....	0.0	....	....	....	....	....	....	....	....	0.0
<b>Special Categories</b>	899	<b>255.9</b>	<b>56.1</b>	<b>51.6</b>	<b>63.9</b>	<b>56.4</b>	<b>52.1</b>	<b>....</b>	<b>....</b>	<b>....</b>	<b>....</b>	<b>....</b>	<b>....</b>
<b>Countries &amp; Areas n.s.</b>	898	<b>0.0</b>	<b>....</b>	<b>....</b>	<b>....</b>	<b>....</b>	<b>....</b>	<b>....</b>	<b>....</b>	<b>....</b>	<b>....</b>	<b>....</b>	<b>....</b>
<b>Memorandum Items</b>													
Africa	605	1,047.5	271.5	253.4	238.0	276.2	240.8	609.3	141.0	102.0	108.1	146.3	133.9
Middle East	405	1,447.5	297.9	415.9	297.0	300.6	261.6	57.9	15.1	18.7	18.9	13.5	12.6
European Union	998	35,069.0	8,365.6	9,119.3	8,017.9	9,266.8	8,014.0	44,075.0	10,644.0	11,661.8	10,649.2	11,619.7	10,788.2
Export earnings: fuel	080	5,108.4	1,250.3	1,341.1	944.3	1,151.4	1,134.5	7,130.6	1,839.6	1,690.8	1,380.6	1,809.9	1,779.0
Export earnings: nonfuel	092	54,709.2	13,281.3	13,712.8	12,516.9	14,392.8	12,913.5	53,299.4	13,030.7	13,947.1	12,993.3	13,809.4	13,094.8

# France (132)

In Millions of U.S. Dollars

		Exports (FOB)						Imports (CIF)					
		2015	2015Q3	2015Q4	2016Q1	2016Q2	2016Q3	2015	2015Q3	2015Q4	2016Q1	2016Q2	2016Q3
IFS World		494,407.3	117,795.7	125,498.0	120,891.5	128,116.9	115,551.1	564,145.0	135,308.6	142,983.7	139,260.3	143,951.7	135,264.4
World	001	505,544.5	120,669.8	128,258.7	123,522.1	131,249.9	118,446.9	573,182.7	137,609.8	145,569.5	142,511.2	146,996.7	138,012.0
Advanced Economies	110	367,313.2	87,618.4	92,473.9	92,152.4	97,588.8	87,615.3	442,350.4	105,157.7	113,665.1	111,788.4	116,276.1	105,572.3
Euro Area	163	230,617.4	53,896.9	58,194.5	58,712.4	61,395.5	54,061.2	331,059.7	78,592.5	85,340.5	83,317.6	86,809.1	78,439.8
Austria	122	3,915.8	934.7	973.4	1,033.6	1,068.3	971.4	6,639.4	1,355.8	2,493.5	1,440.8	1,470.3	1,335.1
Belgium	124	34,544.6	8,127.4	8,556.9	8,365.5	8,885.7	7,945.2	62,458.8	15,079.5	15,671.3	15,587.2	15,249.4	14,680.3
Cyprus	423	289.9	70.4	62.5	58.3	73.1	89.0	82.2	17.8	18.8	17.4	29.2	28.9
Estonia	939	286.2	69.0	79.2	66.9	86.0	72.1	293.2	74.2	76.7	70.4	81.6	67.6
Finland	172	2,162.5	413.2	882.0	555.5	749.5	535.2	2,040.9	463.6	498.2	501.5	567.0	474.7
Germany	134	80,076.5	18,748.1	19,861.0	20,775.0	21,866.1	18,468.7	111,454.1	26,088.0	28,154.0	27,837.6	28,745.4	26,178.8
Greece	174	2,366.7	454.3	595.9	742.3	546.1	501.6	709.0	170.7	166.0	168.9	176.1	189.3
Ireland	178	2,932.7	660.4	825.4	766.2	764.9	939.1	6,789.7	1,620.9	1,805.2	1,549.5	1,738.3	1,634.8
Italy	136	35,832.3	8,284.3	9,036.2	9,073.1	9,476.0	8,504.3	43,909.5	10,593.3	11,076.7	11,246.7	12,091.2	10,564.5
Latvia	941	313.1	86.5	75.5	68.7	86.7	76.6	257.1	56.0	46.2	50.2	60.7	48.5
Lithuania	946	529.8	144.4	139.4	135.2	155.4	138.4	664.5	168.6	148.5	169.4	172.0	188.2
Luxembourg	137	2,350.6	543.0	565.5	568.8	630.2	589.3	2,960.8	674.3	818.0	682.8	723.1	647.7
Malta	181	402.7	95.1	95.9	102.6	134.8	89.3	214.1	87.6	43.3	47.5	68.5	78.0
Netherlands	138	19,471.5	4,815.9	4,804.7	4,577.9	4,612.9	4,183.5	43,080.8	10,608.6	11,464.4	10,899.4	11,321.0	10,808.6
Portugal	182	4,815.6	1,140.8	1,173.0	1,278.2	1,394.2	1,209.2	5,923.9	1,411.5	1,552.1	1,539.6	1,754.9	1,457.4
Slovak Republic	936	2,755.7	626.9	667.7	756.7	770.2	647.4	3,545.9	802.2	973.8	1,024.5	1,078.7	813.6
Slovenia	961	816.6	171.0	198.4	214.8	211.9	195.1	1,236.6	286.3	299.8	338.5	315.9	279.4
Spain	184	36,754.7	8,511.6	9,601.9	9,573.1	9,883.8	8,906.0	38,799.1	9,033.4	10,034.1	10,145.7	11,165.9	8,964.6
Australia	193	2,741.6	661.0	700.8	618.4	618.6	627.5	861.7	193.1	212.4	267.7	219.2	173.5
Canada	156	3,612.8	1,018.4	850.7	770.6	872.3	861.7	2,441.0	530.1	652.5	595.9	655.3	585.3
China,P.R.: Hong Kong	532	5,041.9	1,055.1	1,417.5	1,016.0	1,350.5	1,592.0	815.2	172.7	281.5	185.3	247.7	181.7
China,P.R.: Macao	546	154.3	30.8	41.4	37.0	34.8	45.7	5.7	1.2	1.8	1.5	1.5	1.9
Czech Republic	935	4,174.7	1,009.5	1,048.1	1,127.3	1,180.8	1,077.3	7,908.5	1,825.4	2,251.6	2,001.3	2,149.5	1,928.1
Denmark	128	2,841.0	666.8	708.4	760.9	775.3	671.8	3,378.3	829.8	790.8	857.3	924.6	862.3
Iceland	176	80.6	17.5	20.7	24.1	34.2	21.5	25.2	7.0	6.6	5.4	7.3	10.7
Israel	436	1,521.5	382.3	384.4	378.5	431.4	368.0	1,171.7	251.7	279.6	331.0	288.2	274.2
Japan	158	7,026.7	1,769.1	1,918.3	1,549.2	1,708.8	1,718.5	4,893.3	1,143.3	1,208.3	1,357.1	1,440.8	1,380.5
Korea, Republic of	542	5,371.2	1,095.6	1,045.8	1,037.9	1,076.1	998.3	2,606.0	729.6	682.8	609.5	772.7	688.1
New Zealand	196	812.5	253.4	173.2	113.5	187.1	148.9	289.1	71.8	51.0	65.6	75.8	67.2
Norway	142	1,680.9	368.4	432.9	446.4	466.8	368.6	1,579.1	369.0	403.8	430.4	431.0	483.2
San Marino	135	21.2	5.3	4.2	5.9	7.3	6.2	7.7	2.0	2.2	2.6	2.5	1.6
Singapore	576	6,006.9	1,478.5	1,545.5	1,545.2	1,651.3	1,627.2	1,983.2	462.6	496.1	394.0	437.3	437.4
Sweden	144	5,847.0	1,534.3	1,435.7	1,473.7	1,575.3	1,159.3	6,799.4	1,481.1	1,838.8	1,742.2	1,755.4	1,603.3
Switzerland	146	15,430.8	4,039.7	3,660.2	4,756.4	3,833.4	4,627.4	18,385.7	4,826.7	4,608.8	4,195.8	4,605.4	4,944.6
Taiwan Prov.of China	528	2,109.5	576.3	712.5	436.0	415.4	569.3	2,090.6	523.6	512.4	573.8	572.5	547.8
United Kingdom	112	35,668.3	8,790.4	9,014.1	8,672.2	9,402.3	8,596.5	24,581.5	5,900.8	6,418.0	6,048.6	6,388.0	5,554.8
United States	111	36,551.7	8,969.0	9,164.6	8,670.5	10,571.5	8,468.1	31,467.5	7,243.7	7,625.6	8,805.5	8,492.2	7,406.3
Vatican	187	0.9	0.1	0.4	0.2	0.1	0.1	0.2	0.1	0.0	0.0	0.1	0.0
Emerg. & Dev. Economies	200	134,963.3	32,081.7	34,816.7	30,740.4	33,042.0	30,192.0	125,882.9	31,238.3	30,528.4	29,544.3	29,138.6	30,500.0
Emerg. & Dev. Asia	505	35,964.5	9,157.3	10,175.5	8,138.8	8,896.4	7,538.3	46,427.7	12,099.0	11,137.2	11,498.1	10,748.2	12,013.0
American Samoa	859	1.3	0.2	0.2	0.6	0.0	0.1	0.1	0.0	0.0	0.0	0.0	0.0
Bangladesh	513	319.9	43.1	54.4	51.6	46.2	41.4	1,583.4	396.9	369.7	437.5	397.9	454.4
Bhutan	514	0.3	0.2	0.1	0.1	0.2	0.1	1.2	0.6	0.0	0.0	0.0	0.0
Brunei Darussalam	516	82.9	7.8	65.6	4.1	2.4	17.0	23.0	0.1	0.2	0.9	0.5	0.2
Cambodia	522	97.9	24.6	26.7	24.2	22.9	23.1	389.9	119.8	100.3	123.3	120.4	153.4
China,P.R.: Mainland	924	19,889.4	5,406.5	5,190.2	4,317.4	4,703.4	3,622.9	30,682.1	8,141.5	7,276.1	7,549.1	6,835.4	7,958.3
Fiji	819	142.3	1.2	139.3	1.9	2.4	3.1	0.6	0.0	0.0	0.1	0.1	0.0
F.T. French Polynesia	887	570.6	129.9	182.2	127.9	142.0	159.3	23.2	8.2	5.6	5.4	5.5	8.4
F.T. New Caledonia	839	837.1	213.3	215.1	230.8	206.8	211.0	108.9	19.7	13.9	20.0	23.2	20.2
Guam	829	12.3	3.3	2.9	2.7	2.9	2.9	0.3	0.0	0.2	0.0	0.0	0.0
India	534	3,903.9	1,096.7	955.9	864.2	1,310.7	1,268.4	4,835.3	1,119.3	1,098.0	1,091.9	1,027.3	1,066.8
Indonesia	536	2,691.9	676.4	1,097.1	889.2	673.9	859.1	1,203.1	315.4	295.2	282.7	276.9	286.4
Kiribati	826	1.1	0.0	0.0	....	0.0	0.0	0.1	....	0.0	....	....	....
Lao People's Dem.Rep	544	11.9	3.9	3.6	3.8	1.8	3.4	18.7	4.8	4.4	4.3	3.7	5.1
Malaysia	548	1,586.8	314.4	293.2	377.3	671.8	306.5	1,611.2	405.2	395.2	400.0	521.4	388.5
Maldives	556	22.2	5.6	8.6	4.9	4.5	5.1	27.5	5.0	6.4	6.0	7.0	2.9

# France (132)

In Millions of U.S. Dollars

		Exports (FOB)						Imports (CIF)					
		2015	2015Q3	2015Q4	2016Q1	2016Q2	2016Q3	2015	2015Q3	2015Q4	2016Q1	2016Q2	2016Q3
Marshall Islands	867	28.7	0.0	12.3	38.5	57.8	0.5	0.0	0.0	....	....	0.0	0.7
Micronesia	868	0.5	0.0	0.4	0.0	....	1.0	0.0	....	0.0	0.0	0.0	....
Mongolia	948	16.6	4.8	5.9	1.3	2.8	3.3	2.6	0.4	0.7	1.1	0.1	1.4
Myanmar	518	144.5	42.7	48.6	42.0	16.1	58.3	94.2	47.4	19.4	23.5	19.9	38.4
Nauru	836	0.4	....	....	....	....	0.0	0.0	0.0	0.0	0.0	0.0	0.0
Nepal	558	19.0	6.2	3.9	4.9	7.6	9.0	14.5	4.7	3.9	3.2	3.7	4.0
Palau	565	0.0	0.0	0.0	0.0	0.0	0.0	0.0	0.0	0.0	0.0	....	0.0
Papua New Guinea	853	49.9	2.0	46.4	2.2	21.6	23.3	13.6	3.2	3.8	4.4	2.6	4.8
Philippines	566	930.8	229.2	206.3	287.3	193.9	155.9	492.9	124.7	133.8	147.2	165.7	177.4
Samoa	862	0.2	0.1	0.0	0.0	0.0	0.0	0.2	....	....	0.0	0.0	0.0
Solomon Islands	813	0.4	0.1	0.2	0.1	0.1	0.1	1.1	0.1	0.2	0.0	0.1	0.2
Sri Lanka	524	963.1	177.5	459.2	26.6	21.0	29.6	192.0	43.4	43.8	36.5	36.1	42.1
Thailand	578	2,029.8	397.9	599.7	527.9	436.4	395.0	1,864.0	451.8	457.7	470.4	478.4	441.5
Timor-Leste	537	0.2	0.1	0.0	0.0	0.1	0.2	0.1	....	0.0	0.0	....	0.0
Tonga	866	0.1	0.0	0.0	0.0	0.0	0.0	0.0	0.0	0.0	0.0	0.0	0.0
Tuvalu	869	0.0	....	....	....	....	....	0.0	0.0	....	0.0	0.0	....
Vanuatu	846	7.2	2.3	2.6	1.6	1.9	1.9	0.1	0.1	0.0	0.0	0.0	1.0
Vietnam	582	1,574.4	358.1	544.5	301.7	338.8	329.4	3,234.5	886.0	906.8	887.1	815.7	953.6
Asia n.s.	598	26.8	9.1	10.3	3.9	6.4	7.3	9.2	0.5	1.8	3.2	6.6	3.1
<b>Europe</b>	170	<b>34,432.0</b>	<b>8,222.8</b>	<b>8,037.1</b>	<b>8,636.4</b>	<b>8,977.0</b>	<b>8,348.8</b>	<b>38,014.9</b>	<b>9,158.8</b>	<b>9,247.7</b>	<b>9,387.7</b>	<b>9,450.0</b>	<b>9,138.4</b>
<b>Emerg. &amp; Dev. Europe</b>	903	<b>26,538.7</b>	<b>6,328.2</b>	<b>5,860.2</b>	<b>6,807.1</b>	<b>7,114.3</b>	<b>6,159.3</b>	<b>25,515.8</b>	<b>6,139.2</b>	<b>6,697.7</b>	<b>6,739.7</b>	<b>7,057.4</b>	<b>6,564.5</b>
Albania	914	43.8	9.3	10.8	8.3	12.2	16.3	22.2	6.1	5.4	5.6	5.5	5.7
Bosnia and Herzegovina	963	89.0	17.0	25.2	22.1	24.9	26.2	59.3	14.1	17.1	19.5	18.9	17.7
Bulgaria	918	862.0	206.1	214.9	243.1	204.2	195.2	1,054.2	298.8	262.3	261.5	275.5	319.2
Croatia	960	407.9	91.1	97.2	119.5	128.6	103.4	203.1	44.7	58.1	51.9	61.0	49.7
Faroe Islands	816	1.8	0.4	0.5	0.5	0.6	0.5	0.2	0.0	0.0	0.1	0.0	0.0
Gibraltar	823	186.7	43.1	21.1	30.1	74.4	96.6	0.3	0.2	0.0	0.2	0.1	2.0
Hungary	944	3,958.4	964.7	828.5	909.5	887.7	831.9	4,081.0	939.4	1,080.8	1,054.7	1,131.7	998.5
Kosovo	967	8.0	2.3	2.1	3.6	3.3	3.6	2.8	0.6	0.5	1.7	0.6	0.7
Macedonia, FYR	962	78.3	21.0	23.9	19.5	21.2	17.7	23.1	5.5	6.3	7.4	8.9	10.0
Montenegro	943	21.5	3.5	2.0	4.3	4.8	5.6	4.3	1.1	1.1	0.5	1.2	0.1
Poland	964	8,716.6	2,115.9	2,120.2	2,314.7	2,351.4	2,201.4	10,005.2	2,379.8	2,635.2	2,652.9	2,798.1	2,476.8
Romania	968	3,820.4	926.3	914.4	1,052.6	1,048.8	978.7	3,379.1	826.4	875.5	927.4	961.0	960.6
Serbia, Republic of	942	407.2	119.0	96.5	114.3	150.0	92.9	358.7	91.0	85.7	85.1	92.3	89.0
Turkey	186	7,937.1	1,808.8	1,503.1	1,965.1	2,202.2	1,589.6	6,322.5	1,531.3	1,669.6	1,671.2	1,702.5	1,634.5
<b>CIS</b>	901	<b>7,649.3</b>	<b>1,830.3</b>	<b>2,103.8</b>	<b>1,770.2</b>	<b>1,806.2</b>	<b>2,123.3</b>	<b>12,495.0</b>	<b>3,018.6</b>	<b>2,548.8</b>	<b>2,646.6</b>	<b>2,391.3</b>	<b>2,572.0</b>
Armenia	911	44.2	10.5	8.4	7.6	9.6	10.1	2.9	0.5	0.5	0.4	0.6	0.8
Azerbaijan, Rep. of	912	195.1	37.8	35.7	35.7	27.1	37.4	1,249.2	359.0	265.4	258.1	253.5	260.2
Belarus	913	168.1	45.9	35.6	30.9	31.3	28.1	126.7	15.3	15.4	3.3	6.3	5.6
Georgia	915	133.2	31.9	30.1	29.9	40.0	38.7	20.7	2.3	3.4	6.7	5.2	7.3
Kazakhstan	916	1,039.0	289.9	303.5	160.0	101.8	108.9	3,611.8	817.3	701.1	604.1	589.9	673.9
Kyrgyz Republic	917	19.3	4.6	3.6	4.6	4.1	5.6	1.6	0.2	0.2	0.5	0.3	0.2
Moldova	921	54.9	9.9	13.4	15.6	13.4	9.2	39.9	4.1	13.1	15.6	9.1	3.6
Russian Federation	922	5,034.9	1,152.2	1,395.3	1,187.3	1,322.5	1,589.0	6,726.2	1,586.7	1,340.1	1,597.9	1,410.7	1,424.8
Tajikistan	923	13.8	2.2	5.1	1.9	6.0	5.4	0.5	0.2	0.0	0.5	0.3	0.1
Turkmenistan	925	105.3	42.0	28.9	28.9	51.2	35.1	2.5	0.3	1.5	2.4	1.7	30.3
Ukraine	926	655.5	129.2	197.3	247.5	173.1	156.1	538.2	189.8	151.6	130.4	106.1	152.6
Uzbekistan	927	185.9	74.3	47.0	20.4	26.1	99.7	174.8	42.7	56.4	26.8	7.7	12.7
Europe n.s.	884	244.0	64.3	73.1	59.1	56.4	66.2	4.1	1.0	1.2	1.3	1.4	1.9
<b>Mid East, N Africa, Pak</b>	440	<b>36,753.4</b>	<b>8,115.1</b>	<b>9,497.4</b>	<b>7,998.7</b>	<b>8,366.2</b>	<b>7,957.4</b>	<b>23,319.1</b>	<b>5,711.9</b>	<b>5,551.7</b>	<b>4,884.4</b>	<b>5,209.8</b>	<b>5,474.7</b>
Afghanistan, I.R. of	512	24.1	6.6	6.5	9.5	3.5	3.6	4.8	3.5	0.6	0.1	2.3	0.9
Algeria	612	6,995.2	1,718.1	1,836.6	1,455.6	1,529.7	1,293.0	4,308.2	901.9	1,162.6	807.0	590.1	930.7
Bahrain, Kingdom of	419	145.7	33.8	35.3	29.5	34.8	38.0	99.1	11.2	6.6	14.1	19.9	10.7
Djibouti	611	96.1	25.4	26.1	23.4	23.2	20.0	1.7	1.3	0.2	0.1	1.4	1.5
Egypt	469	3,566.0	787.9	545.8	724.8	934.2	915.9	483.7	97.1	110.6	142.0	130.3	74.5
Iran, I.R. of	429	623.4	161.1	165.5	144.3	181.5	186.8	34.0	6.0	6.7	8.9	254.0	697.0
Iraq	433	492.9	82.0	98.8	81.4	79.2	67.2	895.0	370.9	133.9	67.5	70.1	39.5
Jordan	439	344.5	84.6	103.1	100.0	81.4	79.7	15.8	2.4	2.6	2.4	15.7	3.7
Kuwait	443	1,235.4	292.8	310.0	99.0	103.0	94.3	676.2	230.6	114.0	93.0	109.5	134.0
Lebanon	446	1,108.6	250.3	301.1	290.8	288.3	200.3	59.8	19.3	14.8	17.9	12.4	10.8

# France (132)

In Millions of U.S. Dollars

		Exports (FOB)						Imports (CIF)					
		2015	2015Q3	2015Q4	2016Q1	2016Q2	2016Q3	2015	2015Q3	2015Q4	2016Q1	2016Q2	2016Q3
Libya	672	784.0	198.5	59.7	41.3	62.3	41.1	944.7	199.1	126.8	50.0	86.5	225.9
Mauritania	682	199.9	43.1	50.2	35.2	64.1	28.1	45.0	4.1	9.9	11.8	6.0	16.4
Morocco	686	4,198.2	924.5	1,113.6	1,302.3	1,441.9	1,028.1	3,997.6	790.0	1,087.4	1,116.4	1,172.3	799.4
Oman	449	527.4	89.0	123.3	73.4	107.7	65.5	60.8	17.7	11.8	4.0	3.0	12.6
Pakistan	564	490.5	123.5	132.8	122.1	133.1	209.9	470.6	122.2	113.7	113.3	122.4	125.7
Qatar	453	3,118.9	284.1	1,203.3	461.1	201.0	590.5	261.6	77.1	62.7	53.1	36.0	56.0
Saudi Arabia	456	4,078.7	952.5	1,249.0	879.2	1,038.6	1,248.5	5,484.3	1,655.6	1,021.2	983.2	941.3	1,083.1
Somalia	726	14.4	4.0	4.8	1.1	0.7	6.0	7.1	1.9	2.3	3.7	4.1	1.6
Sudan	732	81.7	18.5	33.2	19.1	24.4	16.3	62.1	18.8	10.7	15.0	13.0	10.6
Syrian Arab Republic	463	56.5	16.8	14.6	9.0	8.7	9.0	4.4	1.4	0.7	1.0	1.2	0.9
Tunisia	744	3,992.4	972.4	932.8	958.6	971.5	779.1	4,234.5	904.8	1,126.0	1,135.0	1,243.3	948.5
United Arab Emirates	466	4,434.3	1,024.5	1,133.7	1,097.9	1,015.8	1,007.7	1,164.5	274.7	424.2	244.7	373.9	289.8
West Bank and Gaza	487	23.6	5.6	5.2	3.8	5.4	6.5	2.3	0.1	1.6	0.2	0.7	0.5
Yemen, Republic of	474	121.0	15.5	12.4	36.2	32.3	22.3	1.4	0.2	0.1	0.0	0.1	0.2
<b>Sub-Saharan Africa</b>	<b>603</b>	<b>13,239.4</b>	<b>3,020.1</b>	<b>3,176.6</b>	<b>2,789.4</b>	<b>3,475.1</b>	<b>2,776.7</b>	<b>9,948.5</b>	<b>2,250.9</b>	<b>2,662.8</b>	<b>1,924.4</b>	<b>1,757.4</b>	<b>1,970.9</b>
Angola	614	681.3	224.4	79.8	71.9	84.5	71.9	1,609.6	424.3	426.9	301.1	243.5	344.2
Benin	638	284.3	62.1	59.9	63.6	70.3	49.1	6.3	3.0	1.2	0.9	1.3	0.8
Botswana	616	14.0	3.1	3.2	11.1	1.7	23.7	3.5	1.7	1.4	0.3	0.1	0.2
Burkina Faso	748	288.2	63.3	68.1	72.4	63.1	57.0	14.3	3.3	2.5	4.1	4.4	2.1
Burundi	618	24.6	6.5	3.0	5.1	4.3	12.7	5.2	0.6	1.6	0.8	0.6	0.6
Cabo Verde	624	14.7	3.4	3.0	4.3	27.9	4.8	0.2	0.1	0.0	0.0	0.2	0.0
Cameroon	622	718.6	168.0	174.2	160.3	220.9	167.0	285.7	61.9	57.4	55.7	59.5	58.1
Central African Rep.	626	50.2	15.1	9.9	12.6	11.5	10.8	6.4	1.4	1.5	1.9	2.2	1.2
Chad	628	145.0	31.2	28.4	38.7	23.6	37.3	44.7	4.6	6.9	11.4	4.2	46.0
Comoros	632	36.9	8.0	7.1	8.2	13.6	9.1	6.0	2.1	1.3	1.7	2.2	2.1
Congo, Dem. Rep. of	636	271.5	39.4	38.6	36.3	31.4	31.2	15.3	4.1	5.5	4.1	3.5	4.5
Congo, Republic of	634	727.4	179.5	153.4	199.4	125.9	158.7	82.9	7.7	59.0	8.4	13.8	10.6
Côte d'Ivoire	662	1,230.0	318.7	324.4	294.0	341.6	267.6	684.9	161.0	204.8	190.3	194.9	173.6
Equatorial Guinea	642	85.1	18.5	16.9	12.5	11.9	10.7	397.2	69.7	127.4	20.0	12.7	0.7
Eritrea	643	2.7	0.8	0.6	0.6	0.6	0.8	2.3	0.6	1.0	1.1	0.3	0.8
Ethiopia	644	248.2	36.3	27.2	36.0	255.4	153.6	47.5	10.1	10.2	9.0	11.4	14.9
Gabon	646	610.7	148.7	151.5	135.0	131.5	128.4	196.1	25.2	51.3	43.9	46.9	56.3
Gambia, The	648	15.3	3.8	3.5	3.1	1.6	3.4	6.9	2.7	0.0	2.9	0.0	1.7
Ghana	652	520.1	151.8	206.5	83.4	127.0	43.8	642.7	192.8	198.6	68.1	54.8	50.0
Guinea	656	148.6	32.4	32.4	60.2	34.5	32.6	88.7	24.8	18.2	40.1	41.6	32.8
Guinea-Bissau	654	7.3	1.3	2.0	2.2	0.9	0.9	0.1	0.0	0.0	.....	0.0	0.0
Kenya	664	207.1	53.7	55.3	37.5	43.7	44.1	86.7	23.3	22.3	16.6	23.8	17.0
Lesotho	666	0.3	0.1	0.0	0.1	0.1	0.1	0.1	0.0	0.0	0.0	0.0	0.0
Liberia	668	21.9	4.4	10.0	4.2	3.7	12.7	38.6	8.8	8.8	11.0	7.2	3.8
Madagascar	674	362.7	72.5	81.6	74.7	94.8	93.1	382.0	95.9	92.3	105.4	133.9	113.7
Malawi	676	3.0	0.9	0.5	0.5	1.8	15.3	4.1	0.1	1.8	0.0	0.1	0.4
Mali	678	372.6	88.9	93.5	138.6	97.0	81.5	9.2	1.9	2.4	1.7	4.3	1.9
Mauritius	684	381.1	97.3	99.4	82.4	96.4	107.0	272.0	68.4	67.5	60.8	72.1	70.6
Mozambique	688	154.7	16.9	104.9	6.8	67.0	11.8	64.1	11.5	16.7	14.6	15.0	14.1
Namibia	728	12.0	2.1	3.4	2.3	2.9	2.9	187.5	29.3	60.9	55.3	40.8	16.1
Niger	692	200.3	37.5	74.6	37.7	36.4	34.3	544.3	85.9	151.0	98.6	93.7	19.7
Nigeria	694	1,440.8	295.9	319.0	309.8	572.8	202.6	3,240.3	671.9	827.4	595.3	419.8	668.7
Rwanda	714	23.2	5.3	5.7	3.0	5.7	122.9	2.4	0.6	0.6	0.5	1.9	0.7
São Tomé & Príncipe	716	0.8	0.1	0.2	0.2	0.8	0.1	0.2	0.0	0.0	0.4	0.1	0.0
Senegal	722	849.6	198.4	202.2	182.6	214.3	192.2	83.3	17.4	18.8	23.0	20.4	13.2
Seychelles	718	52.8	8.7	15.9	10.5	12.3	12.2	94.4	15.1	21.4	18.4	31.2	33.1
Sierra Leone	724	15.2	2.9	2.7	28.1	4.0	4.1	9.3	2.4	4.7	0.0	1.3	4.6
South Africa	199	2,072.6	457.5	501.9	425.0	418.2	448.6	645.4	179.5	157.5	130.8	167.2	169.2
South Sudan, Rep. of	733	19.0	0.4	1.2	0.5	0.5	0.3	0.1	.....	.....	.....	.....	.....
Swaziland	734	4.0	1.3	0.8	0.8	0.8	0.9	8.4	2.1	2.4	2.5	2.5	2.7
Tanzania	738	177.9	23.8	46.0	13.5	94.8	19.5	40.3	7.8	9.8	9.1	8.5	6.5
Togo	742	630.1	110.8	147.1	102.3	85.2	76.6	10.3	2.4	2.0	3.7	2.5	1.8
Uganda	746	59.2	12.7	7.2	10.1	30.1	6.1	15.9	2.8	2.5	3.4	2.6	2.4
Zambia	754	31.4	6.6	4.3	4.2	3.8	7.9	2.4	0.2	1.2	0.8	7.4	1.0
Zimbabwe	698	22.3	4.9	5.2	3.5	4.2	4.8	61.0	21.7	14.0	6.5	2.9	8.1



# France (132)

In Millions of U.S. Dollars

		Exports (FOB)						Imports (CIF)					
		2015	2015Q3	2015Q4	2016Q1	2016Q2	2016Q3	2015	2015Q3	2015Q4	2016Q1	2016Q2	2016Q3
Africa n.s.	799	0.3	0.0	0.2	0.0	0.0	0.0	0.0	0.0	0.0	0.0	....	0.2
<b>Western Hemisphere</b>	<b>205</b>	<b>14,574.0</b>	<b>3,566.4</b>	<b>3,930.1</b>	<b>3,177.0</b>	<b>3,327.4</b>	<b>3,570.9</b>	<b>8,172.7</b>	<b>2,017.8</b>	<b>1,929.1</b>	<b>1,849.8</b>	<b>1,973.2</b>	<b>1,902.9</b>
Anguilla	312	0.4	0.1	0.2	0.3	0.2	1.0	0.0	0.0	....	....	0.0	....
Antigua and Barbuda	311	26.4	1.1	4.8	2.0	1.2	1.3	6.6	0.9	0.0	0.2	0.1	0.1
Argentina	213	1,447.1	350.3	271.1	260.3	243.2	403.9	379.3	91.7	129.7	82.9	104.6	110.2
Aruba	314	9.7	2.3	2.1	2.4	2.5	3.0	7.8	0.2	2.9	0.2	0.3	0.1
Bahamas, The	313	75.1	11.2	29.8	26.5	39.8	21.9	34.3	9.3	16.5	0.8	6.0	1.3
Barbados	316	26.5	6.6	7.5	6.4	7.0	5.2	6.0	2.5	1.0	1.0	1.5	1.8
Belize	339	1.1	0.1	0.9	0.1	0.5	0.7	0.3	0.1	0.1	0.1	0.2	0.0
Bermuda	319	5.7	1.8	1.3	1.8	1.5	1.2	0.4	0.0	0.0	0.0	0.3	0.0
Bolivia	218	62.5	16.3	16.7	32.4	14.7	55.4	43.8	7.6	15.3	8.7	5.9	6.2
Brazil	223	5,486.1	1,280.1	1,583.1	985.7	1,149.3	1,275.9	2,739.2	721.7	571.5	564.2	664.8	713.6
Chile	228	747.6	191.7	189.5	214.8	182.2	234.7	911.9	205.6	185.6	205.4	230.5	188.2
Colombia	233	937.6	286.8	230.6	138.9	204.5	148.0	301.9	48.9	113.0	82.6	55.2	55.6
Costa Rica	238	60.3	13.2	16.4	13.1	14.8	18.0	132.9	28.6	35.6	22.3	25.3	18.4
Curacao	354	13.3	4.6	3.7	2.9	2.1	3.7	0.8	0.1	0.3	0.1	12.0	0.1
Dominica	321	5.8	1.6	1.6	1.6	1.2	0.6	2.0	0.5	0.4	0.3	0.2	0.3
Dominican Republic	243	150.3	37.7	42.0	34.7	39.5	49.0	32.8	8.2	9.7	9.7	11.6	9.3
Ecuador	248	165.7	40.4	39.9	42.1	33.6	24.6	302.0	77.9	70.1	72.7	79.6	80.9
El Salvador	253	28.2	6.7	6.1	6.7	6.9	7.9	13.5	3.8	2.7	4.4	3.5	2.1
Falkland Islands	323	0.0	0.0	....	0.3	0.0	0.0	0.4	0.0	....	....	0.0	0.0
Greenland	326	2.0	0.2	1.2	0.6	0.4	0.1	0.0	0.0	0.0	0.0	0.0	0.0
Grenada	328	2.5	0.9	0.6	0.8	0.4	1.3	1.5	0.5	0.2	0.2	0.7	0.3
Guatemala	258	87.1	17.2	24.3	14.3	14.4	19.5	46.9	10.5	10.5	7.4	8.0	12.4
Guyana	336	3.5	1.2	1.0	1.1	1.0	0.6	12.6	4.5	1.7	6.2	3.1	2.2
Haiti	263	48.6	11.2	14.8	7.4	13.2	12.0	13.5	4.5	1.7	3.5	3.3	3.3
Honduras	268	23.4	5.1	5.2	3.5	4.0	5.7	80.5	17.6	10.6	14.8	22.1	19.9
Jamaica	343	15.4	3.4	4.2	5.6	5.8	8.3	19.7	3.3	4.4	2.0	1.7	2.8
Mexico	273	3,561.9	877.2	986.3	1,052.5	1,020.1	966.1	2,104.2	506.7	525.3	496.3	453.3	447.7
Montserrat	351	1.2	0.2	0.2	0.0	0.1	0.4	0.3	0.0	0.3	0.1	0.2	0.4
Nicaragua	278	23.7	6.5	7.6	2.4	2.5	3.3	31.2	10.1	7.9	8.0	6.6	7.9
Panama	283	401.7	98.1	108.0	87.1	79.4	76.7	8.7	2.7	2.4	2.4	4.6	5.5
Paraguay	288	87.7	42.1	16.3	16.8	14.2	13.1	71.4	40.3	6.9	2.0	22.5	2.0
Peru	293	315.2	69.8	119.3	60.9	63.5	66.4	332.7	79.6	84.8	59.1	92.5	97.3
Sint Maarten	352	35.6	7.1	13.4	9.5	7.2	6.3	2.2	0.7	0.7	0.4	0.7	0.4
St. Kitts and Nevis	361	0.9	0.3	0.2	0.3	0.2	0.2	0.2	0.0	0.0	0.1	0.0	0.0
St. Lucia	362	7.1	1.0	1.9	2.1	2.1	2.4	0.9	0.2	0.3	0.6	0.2	0.4
St. Vincent & Grens.	364	3.4	0.6	1.7	9.0	1.0	0.5	1.8	0.0	0.2	76.2	29.4	5.8
Suriname	366	29.0	3.3	7.6	1.6	3.1	2.8	132.5	28.7	29.4	11.3	9.6	8.4
Trinidad and Tobago	369	45.4	10.7	15.8	7.3	8.7	8.8	209.5	53.8	39.9	44.1	52.9	48.6
Uruguay	298	181.2	45.8	47.3	34.7	33.4	43.8	63.6	16.9	18.1	28.3	21.8	24.1
Venezuela, Rep. Bol.	299	314.6	85.6	66.7	66.9	72.0	55.5	97.4	22.3	27.5	21.5	18.4	12.0
Western Hem. n.s.	399	133.4	26.5	39.3	19.6	36.0	21.1	25.7	7.2	1.8	9.6	20.0	13.0
<b>Other Countries n.i.e</b>	<b>910</b>	<b>167.3</b>	<b>32.0</b>	<b>40.7</b>	<b>48.2</b>	<b>38.4</b>	<b>30.6</b>	<b>16.9</b>	<b>4.6</b>	<b>3.1</b>	<b>6.9</b>	<b>6.5</b>	<b>3.0</b>
Cuba	928	164.0	30.1	40.4	47.1	38.1	30.4	16.6	4.6	3.0	6.8	6.4	3.0
Korea, Dem. People's Rep.	954	3.3	1.9	0.2	1.1	0.2	0.2	0.3	0.0	0.1	0.1	0.1	0.0
<b>Special Categories</b>	<b>899</b>	<b>2,351.1</b>	<b>676.1</b>	<b>557.3</b>	<b>400.0</b>	<b>385.4</b>	<b>457.0</b>	<b>0.0</b>	<b>....</b>	<b>....</b>	<b>....</b>	<b>....</b>	<b>12.1</b>
<b>Countries &amp; Areas n.s.</b>	<b>898</b>	<b>749.7</b>	<b>261.6</b>	<b>370.1</b>	<b>181.3</b>	<b>195.3</b>	<b>152.0</b>	<b>4,932.4</b>	<b>1,209.2</b>	<b>1,372.9</b>	<b>1,171.7</b>	<b>1,575.5</b>	<b>1,924.7</b>
<b>Memorandum Items</b>													
Africa	605	28,798.4	6,725.8	7,172.7	6,584.2	7,530.1	5,946.9	22,604.6	4,873.7	6,062.0	5,013.3	4,787.7	4,679.7
Middle East	405	20,660.8	4,278.9	5,360.9	4,071.9	4,174.1	4,573.2	10,187.5	2,963.3	2,038.2	1,682.0	2,054.8	2,639.3
European Union	998	296,913.7	70,201.9	74,576.0	75,385.9	78,949.7	69,876.6	392,450.0	93,118.8	101,551.7	98,915.4	103,253.9	93,193.2
Export earnings: fuel	080	34,249.5	7,720.0	9,176.5	6,870.3	7,175.2	7,344.5	32,068.0	7,922.3	7,143.5	5,998.6	5,693.7	7,198.7
Export earnings: nonfuel	092	471,295.0	112,949.8	119,082.2	116,651.8	124,074.7	111,102.3	541,114.7	129,687.5	138,426.0	136,512.6	141,303.0	130,813.4



# French Territories: French Polynesia (887)

In Millions of U.S. Dollars

		Exports (FOB)						Imports (CIF)					
		2015	2015Q3	2015Q4	2016Q1	2016Q2	2016Q3	2015	2015Q3	2015Q4	2016Q1	2016Q2	2016Q3
IFS World		130.2	....	....	....	....	....	1,527.0	....	....	....	....	....
World	001	155.9	43.5	37.3	33.7	37.7	41.9	1,536.5	332.4	484.2	314.2	354.5	415.3
Advanced Economies	110	122.4	34.6	29.2	26.7	27.6	32.1	1,183.1	268.2	318.9	260.3	294.0	340.5
Euro Area	163	20.0	7.1	4.8	4.6	4.6	6.8	565.6	133.3	167.8	130.5	147.2	160.7
Austria	122	0.0	0.0 r	0.0 r	0.0 r	0.0 r	0.0 r	2.4	0.3 r	1.1 r	0.3 r	0.3 r	0.4 r
Belgium	124	0.4	0.1 r	0.1 r	0.1 r	0.1 r	0.0 r	22.2	6.1 r	5.3 r	6.0 r	7.1 r	6.8 r
Cyprus	423	....	....	....	....	....	....	0.1	0.0 r	0.0 r	0.1 r	0.1 r	0.1 r
Estonia	939	....	....	....	....	....	....	0.0	....	....	....	0.2 r	0.0 r
Finland	172	0.0	0.0 r	....	....	0.0 r	0.0 r	1.2	0.3 r	0.4 r	0.2 r	0.3 r	0.2 r
France	132	18.1	6.4 r	4.4 r	4.2 r	4.3 r	6.5 r	390.3	88.6 r	124.6 r	87.9 r	98.1 r	110.5 r
Germany	134	0.9	0.4 r	0.2 r	0.2 r	0.2 r	0.2 r	50.6	13.1 r	10.4 r	12.1 r	14.2 r	16.9 r
Greece	174	....	....	....	....	....	....	0.8	0.2 r	0.2 r	0.1 r	0.1 r	0.1 r
Ireland	178	....	....	....	....	....	....	5.2	1.2 r	0.9 r	0.8 r	0.9 r	0.8 r
Italy	136	0.1	0.0 r	0.0 r	0.0 r	0.0 r	0.0 r	40.8	9.1 r	11.8 r	10.5 r	9.7 r	9.9 r
Latvia	941	....	....	....	....	....	....	0.0	0.0 r	0.0 r	0.0 r	0.0 r	0.0 r
Lithuania	946	0.0	0.0 r	0.0 r	0.0 r	....	0.0 r	0.2	0.1 r	0.1 r	0.1 r	0.1 r	0.2 r
Luxembourg	137	0.0	0.0 r	....	0.0 r	0.0 r	0.0 r	0.2	0.0 r	0.1 r	0.1 r	0.0 r	0.0 r
Malta	181	0.0	....	....	0.0 r	....	....	0.3	0.1 r	0.1 r	0.1 r	0.1 r	0.1 r
Netherlands	138	0.3	0.1 r	0.1 r	0.1 r	0.1 r	0.1 r	20.8	6.1 r	5.6 r	5.4 r	5.0 r	6.8 r
Portugal	182	0.0	0.0 r	....	....	....	....	2.9	0.6 r	1.0 r	0.9 r	0.5 r	0.8 r
Slovak Republic	936	0.0	....	0.0 r	....	....	....	0.8	0.1 r	0.6 r	0.1 r	0.0 r	0.1 r
Slovenia	961	0.0	....	....	....	....	....	0.3	0.1 r	0.1 r	0.0 r	0.0 r	0.1 r
Spain	184	0.1	0.0 r	0.0 r	0.0 r	0.0 r	0.0 r	26.4	7.3 r	5.8 r	5.8 r	10.4 r	7.1 r
Australia	193	0.8	0.2 r	0.1 r	0.1 r	0.1 r	0.1 r	43.8	10.6 r	11.5 r	9.6 r	10.9 r	0.3 r
Canada	156	0.4	0.0 r	0.0 r	0.1 r	0.1 r	0.2 r	7.5	1.5 r	1.4 r	1.2 r	1.1 r	1.8 r
China,P.R.: Hong Kong	532	31.8	7.3 r	7.2 r	7.6 r	8.0 r	8.4 r	7.8	1.9 r	1.9 r	1.9 r	1.9 r	1.9 r
China,P.R.: Macao	546	0.0 e	....	....	....	....	....	0.0	0.0 r	0.0 r	0.0 r	0.0 r	0.0 r
Czech Republic	935	....	....	....	....	....	....	3.3	0.4 r	2.0 r	0.5 r	0.5 r	0.5 r
Denmark	128	8.3	1.6 r	2.3 r	0.8 r	0.9 r	0.8 r	5.6	1.6 r	1.1 r	1.1 r	1.3 r	1.3 r
Iceland	176	0.0 e	....	0.0 e	....	0.0 e	0.0 e	0.1	....	0.1 r	0.0 r	....	....
Israel	436	....	....	....	....	....	....	0.8	0.2 r	0.2 r	0.2 r	0.2 r	0.2 r
Japan	158	34.0	9.4 r	8.8 r	7.7 r	8.0 r	9.8 r	24.2	5.9 r	5.2 r	5.5 r	8.4 r	12.9 r
Korea, Republic of	542	0.7	0.0 r	0.5 r	0.0 r	0.2 r	0.3 r	73.7	22.6 r	18.4 r	26.9 r	35.1 r	44.9 r
New Zealand	196	2.1	0.5 r	0.6 r	0.3 r	0.4 r	0.6 r	115.0	23.8 r	22.5 r	20.7 r	27.9 r	39.4 r
Norway	142	0.0	0.0 r	0.0 r	0.0 r	0.0 r	0.0 r	3.4	1.3 r	0.5 r	0.6 r	0.6 r	0.6 r
Singapore	576	0.3	0.0 r	0.0 r	0.1 r	0.0 r	0.0 r	130.5	19.9 r	39.4 r	18.7 r	14.6 r	27.8 r
Sweden	144	0.1	0.0 r	0.0 r	0.0 r	0.0 r	0.0 r	3.3	0.5 r	1.8 r	0.5 r	5.9 r	0.4 r
Switzerland	146	0.0	0.0 r	0.0 r	0.0 r	0.0 r	0.0 r	12.1	2.9 r	2.9 r	2.9 r	5.2 r	4.3 r
Taiwan Prov.of China	528	0.1 e	0.1 e	0.0 e	0.0 e	0.0 e	0.1 e	9.7 e	1.8 e	2.4 e	0.3 e	0.3 e	0.6 e
United Kingdom	112	0.2	0.1 r	0.0 r	0.1 r	0.1 r	0.0 r	17.5	3.3 r	3.7 r	6.3 r	2.7 r	3.9 r
United States	111	23.5	8.2 r	4.7 r	5.1 r	5.2 r	4.8 r	159.1	36.7 r	35.9 r	32.8 r	30.2 r	38.8 r
Emerg. & Dev. Economies	200	33.5	8.9	8.1	7.0	10.1	9.8	352.5	64.1	165.1	53.7	60.3	74.6
Emerg. & Dev. Asia	505	6.5	1.6	1.5	1.8	3.0	3.0	302.9	52.1	154.4	40.5	46.9	58.6
American Samoa	859	0.4	0.1 r	0.1 r	0.1 r	0.1 r	0.1 r	....	....	....	....	....	....
Bangladesh	513	....	....	....	....	....	....	1.2	0.3 r	0.3 r	0.3 r	0.3 r	0.3 r
Cambodia	522	....	....	....	....	....	....	0.5	0.1 r	0.2 r	0.1 r	0.1 r	0.1 r
China,P.R.: Mainland	924	1.8	0.3 r	0.4 r	0.4 r	1.4 r	1.1 r	202.1	29.0 r	123.6 r	21.9 r	24.3 r	30.4 r
Fiji	819	0.0	0.0 r	0.0 r	0.0 r	0.0 r	0.0 r	3.7	0.8 r	1.1 r	0.8 r	0.9 r	1.0 r
F.T. New Caledonia	839	1.9	0.6 r	0.5 r	0.5 r	0.5 r	0.5 r	1.2	0.3 r	0.4 r	0.2 r	0.3 r	0.3 r
Guam	829	0.0	0.0 r	0.0 r	0.0 r	0.0 r	0.0 r	....	....	....	....	....	....
India	534	0.1	0.0 r	0.0 r	....	0.0 r	....	7.2	2.6 r	1.6 r	2.1 r	1.8 r	2.3 r
Indonesia	536	0.2	0.0 r	0.1 r	0.4 r	0.5 r	0.7 r	16.9	3.1 r	6.4 r	2.8 r	3.1 r	3.5 r
Lao People's Dem.Rep	544	....	....	....	....	....	....	0.0	0.0 r	0.0 r	0.0 r	0.0 r	0.0 r
Malaysia	548	0.0	0.0 r	0.0 r	0.0 r	0.0 r	0.0 r	11.1	1.0 r	8.2 r	0.7 r	3.5 r	5.6 r
Mongolia	948	....	....	....	....	....	....	0.0	0.0 r	0.0 r	0.0 r	0.0 r	0.0 r
Myanmar	518	....	....	....	....	....	....	0.0	0.0 r	0.0 r	0.0 r	0.0 r	0.0 r
Nepal	558	....	....	....	....	....	....	0.0	0.0 r	0.0 r	0.0 r	0.0 r	0.0 r
Papua New Guinea	853	0.0	0.0 r	0.0 r	0.0 r	0.0 r	0.0 r	0.0	0.0 r	0.0 r	0.0 r	0.0 r	0.0 r
Philippines	566	0.1	....	0.0 r	....	....	....	1.1	0.2 r	0.1 r	0.3 r	0.3 r	0.4 r
Samoa	862	0.0	0.0 r	0.0 r	0.0 r	0.0 r	0.0 r	0.0	0.0 r	0.0 r	0.0 r	0.0 r	0.0 r

# French Territories: French Polynesia (887)

In Millions of U.S. Dollars

		Exports (FOB)						Imports (CIF)					
		2015	2015Q3	2015Q4	2016Q1	2016Q2	2016Q3	2015	2015Q3	2015Q4	2016Q1	2016Q2	2016Q3
Solomon Islands	813	....	....	....	....	....	....	0.0	0.0 r	0.0 r	0.0 r	0.0 r	0.0 r
Sri Lanka	524	0.0	0.0 r	0.0 r	0.0 r	0.0 r	0.0 r	0.4	....	0.4 r	0.3 r	0.4 r	0.6 r
Thailand	578	0.1	0.0 r	0.0 r	0.0 r	0.0 r	0.1 r	39.1	10.6 r	6.6 r	7.3 r	7.6 r	9.3 r
Tonga	866	0.0	0.0 r	0.0 r	0.0 r	0.0 r	0.0 r	....	....	....	....	....	....
Vanuatu	846	0.1	0.0 r	0.0 r	0.0 r	0.0 r	0.0 r	0.0	0.0 r	0.0 r	0.0 r	0.0 r	0.0 r
Vietnam	582	1.7	0.5 r	0.4 r	0.4 r	0.4 r	0.5 r	8.3	1.9 r	2.6 r	1.7 r	1.9 r	2.2 r
Asia n.s.	598	....	....	....	....	....	....	10.0	2.2 r	3.0 r	2.1 r	2.3 r	2.6 r
<b>Europe</b>	170	<b>26.4</b>	<b>7.1</b>	<b>6.4</b>	<b>5.1</b>	<b>7.1</b>	<b>6.7</b>	<b>18.2</b>	<b>6.1</b>	<b>3.7</b>	<b>4.8</b>	<b>4.6</b>	<b>6.0</b>
<b>Emerg. &amp; Dev. Europe</b>	903	<b>0.1</b>	<b>0.0</b>	<b>0.0</b>	<b>0.0</b>	<b>0.0</b>	<b>0.0</b>	<b>17.7</b>	<b>6.1</b>	<b>3.7</b>	<b>4.8</b>	<b>4.6</b>	<b>6.0</b>
Albania	914	0.0 e	0.0 e	0.0 e	0.0 e	0.0 e	0.0 e	0.1	0.0 r	0.0 r	0.0 r	0.0 r	0.0 r
Bosnia and Herzegovina	963	0.0 e	0.0 e	0.0 e	0.0 e	0.0 e	0.0 e	0.0	0.0 r	0.0 r	0.0 r	0.0 r	0.0 r
Bulgaria	918	....	....	....	....	....	....	0.5	....	0.0 r	0.0 r	0.0 r	....
Croatia	960	0.1	0.0 r	0.0 r	0.0 r	0.0 r	0.0 r	0.2	0.1 r	....	0.0 r	0.0 r	....
Faroe Islands	816	0.0 e	0.0 e	0.0 e	0.0 e	0.0 e	0.0 e	....	....	....	....	....	....
Hungary	944	0.0	0.0 r	0.0 r	0.0 r	0.0 r	0.0 r	3.4	1.7 r	0.3 r	0.8 r	0.6 r	1.0 r
Macedonia, FYR	962	....	....	....	....	....	....	0.0	0.0 r	0.0 r	0.0 r	0.0 r	0.0 r
Montenegro	943	....	....	....	....	....	....	0.0	0.0 r	0.0 r	0.0 r	0.0 r	0.0 r
Poland	964	0.0	0.0 r	....	0.0 r	....	....	5.3	1.9 r	1.2 r	1.1 r	1.1 r	1.2 r
Romania	968	....	....	....	....	....	....	3.6	0.9 r	0.7 r	1.1 r	1.0 r	1.5 r
Serbia, Republic of	942	0.0 e	0.0 e	....	....	....	....	0.4	0.3 r	....	0.0 r	....	0.0 r
Turkey	186	0.0	0.0 r	0.0 r	....	....	0.0 r	4.2	1.1 r	1.4 r	1.8 r	1.9 r	2.3 r
<b>CIS</b>	901	<b>26.3</b>	<b>7.1</b>	<b>6.4</b>	<b>5.1</b>	<b>7.0</b>	<b>6.7</b>	<b>0.4</b>	<b>0.1</b>	<b>0.0</b>	<b>0.0</b>	<b>0.0</b>	<b>0.0</b>
Azerbaijan, Rep. of	912	....	....	....	....	....	....	0.0	0.0 r	0.0 r	0.0 r	0.0 r	0.0 r
Belarus	913	....	....	....	....	....	....	0.0	0.0 r	0.0 r	0.0 r	0.0 r	0.0 r
Georgia	915	0.1 e	0.1 e	0.0 e	....	....	....	0.0	0.0 r	0.0 r	0.0 r	0.0 r	0.0 r
Kazakhstan	916	....	....	....	....	....	....	0.0	0.0 r	0.0 r	0.0 r	0.0 r	0.0 r
Kyrgyz Republic	917	26.3 e	7.0 e	6.4 e	5.1 e	7.0 e	6.7 e	....	....	....	....	....	....
Moldova	921	....	....	....	....	....	....	0.0	0.0 r	0.0 r	0.0 r	0.0 r	0.0 r
Russian Federation	922	....	....	....	....	....	....	0.3	0.1 r	0.0 r	....	....	0.0 r
Turkmenistan	925	....	....	....	....	....	....	0.0	0.0 r	0.0 r	....	....	....
Ukraine	926	....	....	....	....	....	....	0.1	....	....	....	....	....
Europe n.s.	884	....	....	....	....	....	....	0.0	0.0 r	0.0 r	0.0 r	0.0 r	0.0 r
<b>Mid East, N Africa, Pak</b>	440	<b>0.0</b>	<b>0.0</b>	<b>0.0</b>	<b>0.0</b>	<b>0.0</b>	<b>0.0</b>	<b>3.9</b>	<b>0.9</b>	<b>1.0</b>	<b>0.6</b>	<b>0.7</b>	<b>0.7</b>
Afghanistan, I.R. of	512	....	....	....	....	....	....	0.0	0.0 r	0.0 r	0.0 r	0.0 r	0.0 r
Algeria	612	....	....	....	....	....	....	0.0	0.0 r	0.0 r	0.0 r	0.0 r	0.0 r
Egypt	469	....	....	....	....	....	....	0.1	0.0 r	0.0 r	0.0 r	0.0 r	0.0 r
Iran, I.R. of	429	....	....	....	....	....	....	0.0	0.0 r	0.0 r	0.0 r	0.0 r	0.0 r
Iraq	433	....	....	....	....	....	....	0.0	0.0 r	0.0 r	0.0 r	0.0 r	0.0 r
Jordan	439	....	....	....	....	....	....	0.0	0.0 r	0.0 r	0.0 r	0.0 r	0.0 r
Kuwait	443	....	....	....	....	....	....	0.0	0.0 r	0.0 r	0.0 r	0.0 r	0.0 r
Lebanon	446	....	....	....	....	....	....	0.0	0.0 r	0.0 r	0.0 r	0.0 r	0.0 r
Mauritania	682	....	....	....	....	....	....	0.0	0.0 r	0.0 r	0.0 r	0.0 r	0.0 r
Morocco	686	....	....	....	....	....	....	1.3	0.3 r	0.3 r	....	....	....
Pakistan	564	....	....	....	....	....	....	0.8	0.2 r	0.2 r	0.2 r	0.2 r	0.2 r
Saudi Arabia	456	....	....	....	....	....	....	0.1	0.0 r	0.0 r	0.0 r	0.0 r	0.0 r
Somalia	726	....	....	....	....	....	....	0.0	0.0 r	0.0 r	0.0 r	0.0 r	0.0 r
Sudan	732	....	....	....	....	....	....	0.0	0.0 r	0.0 r	0.0 r	0.0 r	0.0 r
Syrian Arab Republic	463	0.0 e	0.0 e	0.0 e	0.0 e	0.0 e	0.0 e	0.0	0.0 r	0.0 r	0.0 r	0.0 r	0.0 r
Tunisia	744	....	....	....	....	....	....	1.1	0.3 r	0.3 r	0.3 r	0.3 r	0.3 r
United Arab Emirates	466	0.0	0.0 r	0.0 r	0.0 r	0.0 r	0.0 r	0.4	0.1 r	0.1 r	0.1 r	0.1 r	0.1 r
<b>Sub-Saharan Africa</b>	603	<b>0.1</b>	<b>0.0</b>	<b>0.0</b>	<b>0.0</b>	<b>0.0</b>	<b>0.0</b>	<b>4.0</b>	<b>0.9</b>	<b>1.5</b>	<b>3.5</b>	<b>3.6</b>	<b>4.3</b>
Angola	614	....	....	....	....	....	....	0.0	0.0 r	0.0 r	0.0 r	0.0 r	0.0 r
Burkina Faso	748	....	....	....	....	....	....	0.0	0.0 r	0.0 r	0.0 r	0.0 r	0.0 r
Burundi	618	....	....	....	....	....	....	0.0	0.0 r	0.0 r	0.0 r	0.0 r	0.0 r
Cameroon	622	0.0	0.0 r	0.0 r	0.0 r	0.0 r	0.0 r	0.0	0.0 r	0.0 r	0.0 r	0.0 r	0.0 r
Central African Rep.	626	....	....	....	....	....	....	0.0	0.0 r	0.0 r	0.0 r	0.0 r	0.0 r
Comoros	632	....	....	....	....	....	....	0.0	0.0 r	0.0 r	0.0 r	0.0 r	0.0 r
Congo, Dem. Rep. of	636	....	....	....	....	....	....	0.0	0.0 r	0.0 r	0.0 r	0.0 r	0.0 r
Côte d'Ivoire	662	0.0	0.0 r	0.0 r	0.0 r	0.0 r	0.0 r	0.1	0.0 r	0.0 r	0.0 r	0.0 r	0.0 r
Equatorial Guinea	642	....	....	....	....	....	....	0.0	0.0 r	0.0 r	0.0 r	0.0 r	0.0 r

# French Territories: French Polynesia (887)

In Millions of U.S. Dollars

		Exports (FOB)						Imports (CIF)					
		2015	2015Q3	2015Q4	2016Q1	2016Q2	2016Q3	2015	2015Q3	2015Q4	2016Q1	2016Q2	2016Q3
Ethiopia	644	0.0 e	0.0 e	0.0 e	....	0.0 e	0.0 e	0.1	0.0 r	0.0 r	0.0 r	0.0 r	0.0 r
Gabon	646	....	....	....	....	....	....	0.0	0.0 r	0.0 r	0.0 r	0.0 r	0.0 r
Ghana	652	0.0	0.0 r	0.0 r	0.0 r	0.0 r	0.0 r	0.0	0.0 r	0.0 r	0.0 r	0.0 r	0.0 r
Guinea	656	....	....	....	....	....	....	0.0	0.0 r	0.0 r	0.0 r	0.0 r	0.0 r
Kenya	664	....	....	....	....	....	....	0.0	0.0 r	0.0 r	0.0 r	0.0 r	0.0 r
Liberia	668	....	....	....	....	....	....	0.0	0.0 r	0.0 r	0.0 r	0.0 r	0.0 r
Madagascar	674	....	....	....	....	....	....	0.1	0.0 r	0.0 r	0.0 r	0.0 r	0.0 r
Malawi	676	....	....	....	....	....	....	0.0	0.0 r	0.0 r	0.0 r	0.0 r	0.0 r
Mali	678	....	....	....	....	....	....	0.0	0.0 r	0.0 r	0.0 r	0.0 r	0.0 r
Mauritius	684	0.0	0.0 r	0.0 r	0.0 r	0.0 r	0.0 r	0.1	0.0 r	....	....	....	....
Mozambique	688	0.0 e	0.0 e	0.0 e	0.0 e	0.0 e	0.0 e	....	....	....	....	....	....
Niger	692	....	....	....	....	....	....	0.0	0.0 r	0.0 r	0.0 r	0.0 r	0.0 r
Nigeria	694	....	....	....	....	....	....	0.0	0.0 r	0.0 r	0.0 r	0.0 r	0.0 r
Rwanda	714	....	....	....	....	....	....	0.0	0.0 r	0.0 r	0.0 r	0.0 r	0.0 r
Senegal	722	....	....	....	....	....	....	0.1	0.0 r	0.0 r	0.0 r	0.0 r	0.0 r
Seychelles	718	....	....	....	....	....	....	0.1	0.0 r	0.0 r	0.0 r	0.0 r	0.0 r
Sierra Leone	724	....	....	....	....	....	....	0.0	0.0 r	0.0 r	0.0 r	0.0 r	0.0 r
South Africa	199	0.0	0.0 r	....	0.0 r	0.0 r	0.0 r	3.3	0.8 r	1.3 r	3.4 r	3.4 r	4.1 r
Swaziland	734	....	....	....	....	....	....	0.0	0.0 r	0.0 r	0.0 r	0.0 r	0.0 r
Tanzania	738	....	....	....	....	....	....	0.0	0.0 r	0.0 r	0.0 r	0.0 r	0.0 r
Togo	742	....	....	....	....	....	....	0.0	0.0 r	0.0 r	0.0 r	0.0 r	0.0 r
Zambia	754	0.0 e	0.0 e	0.0 e	....	....	....	....	....	....	....	....	....
Africa n.s.	799	....	....	....	....	....	....	0.0	0.0 r	0.0 r	0.0 r	0.0 r	0.0 r
<b>Western Hemisphere</b>	205	<b>0.5</b>	<b>0.1</b>	<b>0.1</b>	<b>0.0</b>	<b>0.0</b>	<b>0.0</b>	<b>23.5</b>	<b>4.0</b>	<b>4.5</b>	<b>4.2</b>	<b>4.5</b>	<b>5.0</b>
Anguilla	312	....	....	....	....	....	....	0.0	0.0 r	0.0 r	0.0 r	0.0 r	0.0 r
Antigua and Barbuda	311	....	....	....	....	....	....	0.0	0.0 r	0.0 r	0.0 r	0.0 r	0.0 r
Argentina	213	0.0	0.0 r	0.0 r	0.0 r	0.0 r	0.0 r	3.6	0.9 r	0.9 r	0.9 r	0.9 r	1.0 r
Aruba	314	0.0 e	....	....	....	....	....	....	....	....	....	....	....
Barbados	316	0.0 e	0.0 e	0.0 e	0.0 e	0.0 e	0.0 e	0.0	0.0 r	0.0 r	0.0 r	0.0 r	0.0 r
Belize	339	....	....	....	....	....	....	0.0	0.0 r	0.0 r	0.0 r	0.0 r	0.0 r
Bermuda	319	0.0 e	0.0 e	0.0 e	0.0 e	0.0 e	0.0 e	....	....	....	....	....	....
Bolivia	218	....	....	....	....	....	....	0.0	0.0 r	0.0 r	0.0 r	0.0 r	0.0 r
Brazil	223	0.0	0.0 r	0.0 r	....	....	0.0 r	2.2	0.5 r	0.4 r	0.6 r	0.3 r	0.8 r
Chile	228	0.5	0.1 r	0.1 r	0.0 r	0.0 r	0.0 r	1.7	0.6 r	0.4 r	0.3 r	0.7 r	0.4 r
Colombia	233	....	....	....	....	....	....	0.2	....	0.2 r	0.2 r	0.3 r	0.3 r
Costa Rica	238	....	....	....	....	....	....	0.1	0.0 r	0.0 r	0.0 r	0.0 r	0.0 r
Dominica	321	....	....	....	....	....	....	0.0	0.0 r	0.0 r	0.0 r	0.0 r	0.0 r
Dominican Republic	243	....	....	....	....	....	....	0.2	0.0 r	0.0 r	0.0 r	0.0 r	0.0 r
Ecuador	248	....	....	....	....	....	....	0.1	0.0 r	0.0 r	0.0 r	0.0 r	0.0 r
El Salvador	253	0.0 e	....	....	....	....	....	0.0	0.0 r	0.0 r	....	0.0 r	0.1 r
Greenland	326	....	....	....	....	....	....	0.0	0.0 r	0.0 r	0.0 r	0.0 r	0.0 r
Grenada	328	....	....	....	....	....	....	0.0	0.0 r	0.0 r	0.0 r	0.0 r	0.0 r
Guatemala	258	....	....	....	....	....	....	0.1	0.0 r	0.0 r	0.0 r	0.0 r	0.0 r
Guyana	336	....	....	....	....	....	....	0.6	0.2 r	0.2 r	0.2 r	0.2 r	0.2 r
Haiti	263	....	....	....	....	....	....	0.0	0.0 r	0.0 r	0.0 r	0.0 r	0.0 r
Honduras	268	....	....	....	....	....	....	0.1	0.0 r	0.0 r	0.0 r	0.0 r	0.0 r
Jamaica	343	....	....	....	....	....	....	0.0	0.0 r	0.0 r	0.0 r	0.0 r	0.0 r
Mexico	273	0.0	0.0 r	0.0 r	0.0 r	0.0 r	0.0 r	4.2	1.0 r	1.0 r	1.0 r	1.0 r	1.0 r
Nicaragua	278	....	....	....	....	....	....	0.0	0.0 r	0.0 r	0.0 r	0.0 r	0.0 r
Panama	283	0.0	0.0 r	0.0 r	0.0 r	0.0 r	0.0 r	0.0	0.0 r	0.0 r	0.0 r	0.0 r	0.0 r
Paraguay	288	....	....	....	....	....	....	0.0	0.0 r	0.0 r	0.0 r	0.0 r	0.0 r
Peru	293	....	....	....	....	....	....	0.2	0.0 r	0.1 r	0.0 r	0.1 r	0.1 r
St. Kitts and Nevis	361	0.0 e	0.0 e	0.0 e	0.0 e	0.0 e	0.0 e	0.0	0.0 r	0.0 r	0.0 r	0.0 r	0.0 r
Suriname	366	....	....	....	....	....	....	0.0	0.0 r	0.0 r	0.0 r	0.0 r	0.0 r
Trinidad and Tobago	369	....	....	....	....	....	....	0.0	0.0 r	0.0 r	0.0 r	0.0 r	0.0 r
Uruguay	298	....	....	....	....	....	....	10.1	0.7 r	1.2 r	0.8 r	0.9 r	1.0 r
Venezuela, Rep. Bol.	299	....	....	....	....	....	....	0.0	0.0 r	0.0 r	0.0 r	0.0 r	0.0 r
<b>Other Countries n.i.e</b>	910	<b>....</b>	<b>....</b>	<b>....</b>	<b>....</b>	<b>....</b>	<b>....</b>	<b>0.2</b>	<b>0.0</b>	<b>0.1</b>	<b>0.0</b>	<b>0.0</b>	<b>0.0</b>
Cuba	928	....	....	....	....	....	....	0.1	0.0 r	0.0 r	0.0 r	0.0 r	0.0 r
Korea, Dem. People's Rep.	954	....	....	....	....	....	....	0.1	0.0 r	0.0 r	0.0 r	0.0 r	0.0 r

# French Territories: French Polynesia (887)

In Millions of U.S. Dollars

		Exports (FOB)						Imports (CIF)					
		2015	2015Q3	2015Q4	2016Q1	2016Q2	2016Q3	2015	2015Q3	2015Q4	2016Q1	2016Q2	2016Q3
Countries & Areas n.s.	898	....	....	....	....	....	....	0.7	0.2 r	0.2 r	0.1 r	0.2 r	0.2 r
Memorandum Items													
Africa	605	0.1	0.0	0.0	0.0	0.0	0.0	6.4	1.5	2.1	3.8	3.9	4.5
Middle East	405	0.0	0.0	0.0	0.0	0.0	0.0	0.7	0.2	0.2	0.1	0.2	0.2
European Union	998	28.7	8.8	7.2	5.6	5.6	7.7	608.4	143.6	178.7	141.8	160.3	170.6
Export earnings: fuel	080	0.0	0.0	0.0	0.0	0.0	0.0	1.3	0.2	0.4	0.4	0.4	0.5
Export earnings: nonfuel	092	155.9	43.5	37.2	33.7	37.7	41.9	1,535.2	332.2	483.8	313.8	354.1	414.9

# French Territories: New Caledonia (839)

In Millions of U.S. Dollars

		Exports (FOB)						Imports (CIF)					
		2015	2015Q3	2015Q4	2016Q1	2016Q2	2016Q3	2015	2015Q3	2015Q4	2016Q1	2016Q2	2016Q3
IFS World		1,313.7	....	....	....	....	....	2,715.4	....	....	....	....	....
World	001	1,278.2	307.7	256.5	251.6	247.8	307.8	2,544.3	631.8	632.0	623.4	605.1	535.0
Advanced Economies	110	752.2	177.4	148.1	149.4	147.4	196.7	1,830.8	448.8	450.0	449.9	441.6	393.0
Euro Area	163	127.4	25.6	22.4	26.1	28.9	42.0	857.1	213.9	214.3	210.7	203.8	179.2
Austria	122	0.0	0.0 r	0.0 r	0.0 r	0.0 r	0.0 r	8.6	2.0 r	1.9 r	1.9 r	1.9 r	1.7 r
Belgium	124	51.9	12.2 r	10.3 r	10.5 r	10.5 r	14.1 r	31.8	7.9 r	7.9 r	7.7 r	7.5 r	6.6 r
Cyprus	423	....	....	....	....	....	....	0.2	0.0 r	0.0 r	0.0 r	0.0 r	0.0 r
Estonia	939	0.0	0.0 r	0.0 r	0.0 r	0.0 r	0.0 r	0.4	0.1 r	0.1 r	0.1 r	0.1 r	0.1 r
Finland	172	0.0	0.0 r	0.0 r	0.0 r	0.0 r	0.0 r	2.5	0.4 r	0.4 r	0.6 r	0.7 r	0.7 r
France	132	33.4	3.5 r	3.8 r	7.2 r	10.2 r	17.0 r	649.8	165.5 r	166.0 r	160.5 r	153.0 r	132.7 r
Germany	134	0.6	0.1 r	0.1 r	0.1 r	0.1 r	0.1 r	22.6	2.8 r	2.9 r	5.4 r	7.4 r	8.2 r
Greece	174	....	....	....	....	....	....	1.8	0.5 r	0.5 r	0.5 r	0.4 r	0.4 r
Ireland	178	0.1	0.0 r	0.0 r	0.0 r	0.0 r	0.0 r	9.5	2.4 r	2.5 r	2.4 r	2.2 r	1.9 r
Italy	136	0.7	0.2 r	0.1 r	0.1 r	0.1 r	0.2 r	57.1	14.0 r	14.0 r	13.9 r	13.6 r	12.1 r
Latvia	941	....	....	....	....	....	....	0.1	0.0 r	0.0 r	0.0 r	0.0 r	0.0 r
Lithuania	946	....	....	....	....	....	....	0.3	0.1 r	0.1 r	0.1 r	0.1 r	0.1 r
Luxembourg	137	0.0	0.0 r	0.0 r	0.0 r	0.0 r	0.0 r	0.7	0.2 r	0.2 r	0.2 r	0.2 r	0.1 r
Malta	181	....	....	....	....	....	....	0.3	0.1 r	0.1 r	0.1 r	0.1 r	0.1 r
Netherlands	138	0.1	0.0 r	0.0 r	0.0 r	0.0 r	0.0 r	19.8	5.2 r	5.2 r	5.0 r	4.8 r	4.1 r
Portugal	182	0.0	0.0 r	0.0 r	0.0 r	0.0 r	0.0 r	4.9	1.2 r	1.2 r	1.2 r	1.1 r	1.0 r
Slovak Republic	936	....	....	....	....	....	....	1.5	0.4 r	0.4 r	0.4 r	0.4 r	0.3 r
Slovenia	961	....	....	....	....	....	....	1.4	0.3 r	0.3 r	0.3 r	0.3 r	0.3 r
Spain	184	40.4	9.6 r	8.0 r	8.0 r	7.9 r	10.5 r	43.8	10.8 r	10.6 r	10.4 r	10.0 r	8.8 r
Australia	193	12.7	3.1 r	2.6 r	2.5 r	2.4 r	3.1 r	144.6	32.4 r	32.4 r	34.8 r	36.3 r	33.8 r
Canada	156	1.3	0.3 r	0.3 r	0.3 r	0.3 r	0.3 r	27.2	7.6 r	7.8 r	7.1 r	6.4 r	5.3 r
China,P.R.: Hong Kong	532	32.2	8.6 r	7.1 r	6.4 r	5.6 r	6.8 r	7.4	1.9 r	1.8 r	1.8 r	1.7 r	1.5 r
China,P.R.: Macao	546	....	....	....	....	....	....	0.0	0.0 r	0.0 r	0.0 r	0.0 r	0.0 r
Czech Republic	935	....	....	....	....	....	....	5.3	1.3 r	1.3 r	1.3 r	1.3 r	1.1 r
Denmark	128	0.0	0.0 r	0.0 r	0.0 r	0.0 r	0.0 r	6.9	1.7 r	1.7 r	1.7 r	1.6 r	1.4 r
Iceland	176	....	....	....	....	....	....	0.4	0.1 r	0.1 r	0.1 r	0.1 r	0.1 r
Israel	436	0.0	0.0 r	0.0 r	0.0 r	0.0 r	0.0 r	0.9	0.2 r	0.2 r	0.2 r	0.2 r	0.2 r
Japan	158	197.6	47.1 r	38.9 r	38.5 r	37.3 r	49.1 r	89.5	23.2 r	23.0 r	21.5 r	19.9 r	16.8 r
Korea, Republic of	542	187.3	46.4 r	38.5 r	37.4 r	35.6 r	46.2 r	157.4	41.1 r	41.0 r	38.4 r	35.6 r	30.2 r
New Zealand	196	1.9	0.5 r	0.4 r	0.4 r	0.4 r	0.4 r	120.6	30.9 r	30.9 r	29.8 r	28.3 r	24.4 r
Norway	142	0.0	0.0 r	0.0 r	0.0 r	0.0 r	0.0 r	2.0	0.3 r	0.3 r	0.4 r	0.5 r	0.5 r
San Marino	135	....	....	....	....	....	....	0.0	0.0 r	0.0 r	0.0 r	0.0 r	0.0 r
Singapore	576	0.9	0.2 r	0.2 r	0.2 r	0.2 r	0.2 r	207.8	42.6 r	43.6 r	52.0 r	58.0 r	56.9 r
Sweden	144	0.1	0.0 r	0.0 r	0.0 r	0.0 r	0.0 r	7.3	1.9 r	1.9 r	2.0 r	1.9 r	1.7 r
Switzerland	146	0.4	0.1 r	0.1 r	0.1 r	0.1 r	0.1 r	22.0	5.8 r	5.9 r	5.6 r	5.2 r	4.5 r
Taiwan Prov.of China	528	148.4	36.7 r	30.5 r	29.6 r	28.2 r	36.6 r	14.8	3.8 r	3.8 r	3.6 r	3.4 r	3.0 r
United Kingdom	112	0.3	0.1 r	0.1 r	0.1 r	0.1 r	0.1 r	50.5	13.4 r	13.4 r	12.5 r	11.5 r	9.7 r
United States	111	41.7	8.5 r	7.1 r	7.8 r	8.4 r	11.9 r	109.0	26.6 r	26.5 r	26.4 r	25.8 r	22.8 r
Vatican	187	0.0	0.0 r	0.0 r	0.0 r	0.0 r	0.0 r	....	....	....	....	....	....
Emerg. & Dev. Economies	200	510.9	126.6	105.2	99.2	97.5	107.4	712.2	182.7	181.6	173.2	163.2	141.7
Emerg. & Dev. Asia	505	507.3	125.7	104.3	98.4	96.6	106.6	618.9	159.1	158.0	149.7	140.3	120.6
American Samoa	859	0.4	0.1 r	0.1 r	0.1 r	0.1 r	0.1 r	....	....	....	....	....	....
Bangladesh	513	....	....	....	....	....	....	3.6	0.9 r	0.9 r	0.9 r	0.8 r	0.7 r
Bhutan	514	....	....	....	....	....	....	0.0	0.0 r	0.0 r	0.0 r	0.0 r	0.0 r
Cambodia	522	1.4	0.3 r	0.3 r	0.3 r	0.3 r	0.3 r	0.8	0.2 r	0.2 r	0.2 r	0.2 r	0.1 r
China,P.R.: Mainland	924	442.6	109.6 r	90.9 r	85.3 r	84.2 r	90.6 r	258.3	65.6 r	65.3 r	62.7 r	59.5 r	51.3 r
Fiji	819	0.2	0.0 r	0.0 r	0.0 r	0.0 r	0.0 r	7.7	2.1 r	2.1 r	1.9 r	1.7 r	1.4 r
F.T. French Polynesia	887	1.2	0.3 r	0.3 r	0.2 r	0.2 r	0.3 r	1.9	0.5 r	0.5 r	0.5 r	0.5 r	0.4 r
Guam	829	0.0	0.0 r	0.0 r	0.0 r	0.0 r	0.0 r	0.0	0.0 r	0.0 r	0.0 r	0.0 r	0.0 r
India	534	50.5	12.5 r	10.4 r	10.1 r	9.6 r	12.4 r	12.4	2.7 r	2.5 r	2.6 r	2.7 r	2.5 r
Indonesia	536	0.3	0.1 r	0.1 r	0.1 r	0.1 r	0.1 r	19.6	3.9 r	3.6 r	3.9 r	4.1 r	3.9 r
Lao People's Dem.Rep	544	....	....	....	....	....	....	0.0	0.0 r	0.0 r	0.0 r	0.0 r	0.0 r
Malaysia	548	0.1	0.0 r	0.0 r	0.0 r	0.0 r	0.0 r	169.5	45.5 r	45.0 r	40.8 r	36.7 r	30.1 r
Maldives	556	....	....	....	....	....	....	0.0	0.0 r	0.0 r	0.0 r	0.0 r	0.0 r
Marshall Islands	867	....	....	....	....	....	....	0.0	0.0 r	0.0 r	0.0 r	0.0 r	0.0 r
Myanmar	518	....	....	....	....	....	....	0.0	0.0 r	0.0 r	0.0 r	0.0 r	0.0 r

# French Territories: New Caledonia (839)

In Millions of U.S. Dollars

		Exports (FOB)						Imports (CIF)					
		2015	2015Q3	2015Q4	2016Q1	2016Q2	2016Q3	2015	2015Q3	2015Q4	2016Q1	2016Q2	2016Q3
Nauru	836	....	....	....	....	....	....	0.0	0.0 r	0.0 r	0.0 r	0.0 r	0.0 r
Nepal	558	....	....	....	....	....	....	0.0	0.0 r	0.0 r	0.0 r	0.0 r	0.0 r
Papua New Guinea	853	0.0	0.0 r	0.0 r	0.0 r	0.0 r	0.0 r	1.3	0.3 r	0.3 r	0.3 r	0.3 r	0.2 r
Philippines	566	0.0	0.0 r	0.0 r	0.0 r	0.0 r	0.0 r	11.6	2.9 r	2.9 r	3.1 r	3.0 r	3.0 r
Samoa	862	0.0	0.0 r	0.0 r	0.0 r	0.0 r	0.0 r	0.0	0.0 r	0.0 r	0.0 r	0.0 r	0.0 r
Solomon Islands	813	0.1	0.0 r	0.0 r	0.0 r	0.0 r	0.0 r	0.8	0.2 r	0.2 r	0.2 r	0.2 r	0.2 r
Sri Lanka	524	....	....	....	....	....	....	0.9	0.2 r	0.2 r	0.2 r	0.2 r	0.2 r
Thailand	578	0.1	0.0 r	0.0 r	0.0 r	0.0 r	0.0 r	79.1	20.6 r	20.7 r	19.7 r	18.5 r	15.9 r
Timor-Leste	537	....	....	....	....	....	....	0.0	0.0 r	0.0 r	0.0 r	0.0 r	0.0 r
Tonga	866	0.0	0.0 r	0.0 r	0.0 r	0.0 r	0.0 r	....	....	....	....	....	....
Vanuatu	846	3.6	1.0 r	0.8 r	0.7 r	0.7 r	0.8 r	5.7	1.5 r	1.5 r	1.4 r	1.3 r	1.1 r
Vietnam	582	0.4	0.1 r	0.1 r	0.1 r	0.1 r	0.1 r	26.7	7.2 r	7.1 r	6.5 r	5.9 r	4.8 r
Asia n.s.	598	6.5	1.6 r	1.3 r	1.3 r	1.2 r	1.6 r	19.0	4.7 r	4.7 r	4.7 r	4.7 r	4.7 r
<b>Europe</b>	170	<b>0.0</b>	<b>0.0</b>	<b>0.0</b>	<b>0.0</b>	<b>0.0</b>	<b>0.0</b>	<b>45.0</b>	<b>11.4</b>	<b>11.5</b>	<b>11.4</b>	<b>11.0</b>	<b>10.0</b>
<b>Emerg. &amp; Dev. Europe</b>	903	<b>0.0</b>	<b>0.0</b>	<b>0.0</b>	<b>0.0</b>	<b>0.0</b>	<b>0.0</b>	<b>42.2</b>	<b>10.7</b>	<b>10.7</b>	<b>10.6</b>	<b>10.3</b>	<b>9.4</b>
Albania	914	....	....	....	....	....	....	0.0	0.0 r	0.0 r	0.0 r	0.0 r	0.0 r
Bosnia and Herzegovina	963	....	....	....	....	....	....	0.0	0.0 r	0.0 r	0.0 r	0.0 r	0.0 r
Bulgaria	918	....	....	....	....	....	....	0.4	0.1 r	0.1 r	0.1 r	0.1 r	0.1 r
Croatia	960	....	....	....	....	....	....	0.1	0.0 r	0.0 r	0.0 r	0.0 r	0.0 r
Hungary	944	....	....	....	....	....	....	8.2	2.0 r	2.0 r	1.9 r	1.9 r	1.6 r
Macedonia, FYR	962	....	....	....	....	....	....	0.1	0.0 r	0.0 r	0.0 r	0.0 r	0.0 r
Montenegro	943	....	....	....	....	....	....	0.0	0.0 r	0.0 r	0.0 r	0.0 r	0.0 r
Poland	964	0.0	0.0 r	0.0 r	0.0 r	0.0 r	0.0 r	11.2	2.9 r	2.9 r	2.8 r	2.6 r	2.3 r
Romania	968	....	....	....	....	....	....	12.0	3.0 r	3.0 r	3.2 r	3.2 r	3.1 r
Serbia, Republic of	942	....	....	....	....	....	....	0.2	0.1 r	0.1 r	0.1 r	0.1 r	0.1 r
Turkey	186	0.0	0.0 r	0.0 r	0.0 r	0.0 r	0.0 r	9.9	2.5 r	2.5 r	2.5 r	2.4 r	2.1 r
<b>CIS</b>	901	<b>0.0</b>	<b>0.0</b>	<b>0.0</b>	<b>0.0</b>	<b>0.0</b>	<b>0.0</b>	<b>2.5</b>	<b>0.7</b>	<b>0.8</b>	<b>0.7</b>	<b>0.7</b>	<b>0.6</b>
Azerbaijan, Rep. of	912	....	....	....	....	....	....	0.0	0.0 r	0.0 r	0.0 r	0.0 r	0.0 r
Belarus	913	....	....	....	....	....	....	0.0	0.0 r	0.0 r	0.0 r	0.0 r	0.0 r
Georgia	915	....	....	....	....	....	....	0.0	0.0 r	0.0 r	0.0 r	0.0 r	0.0 r
Kazakhstan	916	....	....	....	....	....	....	0.0	0.0 r	0.0 r	0.0 r	0.0 r	0.0 r
Kyrgyz Republic	917	....	....	....	....	....	....	0.0	0.0 r	0.0 r	0.0 r	0.0 r	0.0 r
Moldova	921	....	....	....	....	....	....	0.0	0.0 r	0.0 r	0.0 r	0.0 r	0.0 r
Russian Federation	922	0.0	0.0 r	0.0 r	0.0 r	0.0 r	0.0 r	2.0	0.6 r	0.6 r	0.6 r	0.5 r	0.4 r
Ukraine	926	....	....	....	....	....	....	0.4	0.1 r	0.1 r	0.2 r	0.2 r	0.1 r
Europe n.s.	884	....	....	....	....	....	....	0.2	0.0 r	0.0 r	0.0 r	0.0 r	0.0 r
<b>Mid East, N Africa, Pak</b>	440	<b>0.8</b>	<b>0.2</b>	<b>0.2</b>	<b>0.2</b>	<b>0.2</b>	<b>0.2</b>	<b>28.0</b>	<b>7.1</b>	<b>7.1</b>	<b>7.2</b>	<b>7.1</b>	<b>6.8</b>
Algeria	612	....	....	....	....	....	....	0.0	0.0 r	0.0 r	0.0 r	0.0 r	0.0 r
Bahrain, Kingdom of	419	....	....	....	....	....	....	0.0	0.0 r	0.0 r	0.0 r	0.0 r	0.0 r
Djibouti	611	0.0	0.0 r	0.0 r	0.0 r	0.0 r	0.0 r	0.0	0.0 r	0.0 r	0.0 r	0.0 r	0.0 r
Egypt	469	....	....	....	....	....	....	0.4	0.1 r	0.1 r	0.1 r	0.1 r	0.1 r
Iran, I.R. of	429	....	....	....	....	....	....	0.1	0.0 r	0.0 r	0.0 r	0.0 r	0.0 r
Iraq	433	....	....	....	....	....	....	0.0	0.0 r	0.0 r	0.0 r	0.0 r	0.0 r
Jordan	439	0.5	0.1 r	0.1 r	0.1 r	0.1 r	0.1 r	0.0	0.0 r	0.0 r	0.0 r	0.0 r	0.0 r
Kuwait	443	....	....	....	....	....	....	0.0	0.0 r	0.0 r	0.0 r	0.0 r	0.0 r
Lebanon	446	....	....	....	....	....	....	0.0	0.0 r	0.0 r	0.0 r	0.0 r	0.0 r
Mauritania	682	....	....	....	....	....	....	0.0	0.0 r	0.0 r	0.0 r	0.0 r	0.0 r
Morocco	686	0.0	0.0 r	0.0 r	0.0 r	0.0 r	0.0 r	2.9	0.7 r	0.7 r	0.7 r	0.7 r	0.6 r
Oman	449	....	....	....	....	....	....	0.1	0.0 r	0.0 r	0.0 r	0.0 r	0.0 r
Pakistan	564	0.0	0.0 r	0.0 r	0.0 r	0.0 r	0.0 r	1.8	0.5 r	0.5 r	0.4 r	0.4 r	0.3 r
Qatar	453	....	....	....	....	....	....	9.0	2.2 r	2.2 r	2.2 r	2.2 r	2.2 r
Saudi Arabia	456	....	....	....	....	....	....	0.0	0.0 r	0.0 r	0.0 r	0.0 r	0.0 r
Somalia	726	....	....	....	....	....	....	0.0	0.0 r	0.0 r	0.0 r	0.0 r	0.0 r
Syrian Arab Republic	463	....	....	....	....	....	....	0.0	0.0 r	0.0 r	0.0 r	0.0 r	0.0 r
Tunisia	744	0.0	0.0 r	0.0 r	0.0 r	0.0 r	0.0 r	2.4	0.6 r	0.6 r	0.6 r	0.6 r	0.5 r
United Arab Emirates	466	0.2	0.1 r	0.1 r	0.1 r	0.1 r	0.1 r	11.2	2.8 r	2.8 r	3.0 r	3.0 r	3.0 r
Yemen, Republic of	474	....	....	....	....	....	....	0.0	0.0 r	0.0 r	0.0 r	0.0 r	0.0 r
<b>Sub-Saharan Africa</b>	603	<b>2.1</b>	<b>0.5</b>	<b>0.5</b>	<b>0.5</b>	<b>0.5</b>	<b>0.5</b>	<b>1.5</b>	<b>0.4</b>	<b>0.4</b>	<b>0.4</b>	<b>0.4</b>	<b>0.3</b>
Benin	638	0.0	0.0 r	0.0 r	0.0 r	0.0 r	0.0 r	....	....	....	....	....	....
Burkina Faso	748	....	....	....	....	....	....	0.0	0.0 r	0.0 r	0.0 r	0.0 r	0.0 r

# French Territories: New Caledonia (839)

In Millions of U.S. Dollars

		Exports (FOB)						Imports (CIF)					
		2015	2015Q3	2015Q4	2016Q1	2016Q2	2016Q3	2015	2015Q3	2015Q4	2016Q1	2016Q2	2016Q3
Cabo Verde	624	....	....	....	....	....	....	0.0	0.0 r	0.0 r	0.0 r	0.0 r	0.0 r
Cameroon	622	0.1	0.0 r	0.0 r	0.0 r	0.0 r	0.0 r	0.0	0.0 r	0.0 r	0.0 r	0.0 r	0.0 r
Central African Rep.	626	....	....	....	....	....	....	0.1	0.0 r	0.0 r	0.0 r	0.0 r	0.0 r
Comoros	632	....	....	....	....	....	....	0.0	0.0 r	0.0 r	0.0 r	0.0 r	0.0 r
Congo, Dem. Rep. of	636	....	....	....	....	....	....	0.0	0.0 r	0.0 r	0.0 r	0.0 r	0.0 r
Côte d'Ivoire	662	0.1	0.0 r	0.0 r	0.0 r	0.0 r	0.0 r	0.0	0.0 r	0.0 r	0.0 r	0.0 r	0.0 r
Equatorial Guinea	642	....	....	....	....	....	....	0.0	0.0 r	0.0 r	0.0 r	0.0 r	0.0 r
Eritrea	643	....	....	....	....	....	....	0.0	0.0 r	0.0 r	0.0 r	0.0 r	0.0 r
Ethiopia	644	....	....	....	....	....	....	0.2	0.0 r	0.0 r	0.0 r	0.0 r	0.0 r
Gabon	646	0.1	0.0 r	0.0 r	0.0 r	0.0 r	0.0 r	0.0	0.0 r	0.0 r	0.0 r	0.0 r	0.0 r
Ghana	652	....	....	....	....	....	....	0.1	0.0 r	0.0 r	0.0 r	0.0 r	0.0 r
Kenya	664	1.3	0.3 r	0.3 r	0.3 r	0.3 r	0.3 r	0.0	0.0 r	0.0 r	0.0 r	0.0 r	0.0 r
Liberia	668	....	....	....	....	....	....	0.0	0.0 r	0.0 r	0.0 r	0.0 r	0.0 r
Madagascar	674	0.2	0.0 r	0.0 r	0.0 r	0.0 r	0.0 r	0.3	0.1 r	0.1 r	0.1 r	0.1 r	0.1 r
Malawi	676	....	....	....	....	....	....	0.0	0.0 r	0.0 r	0.0 r	0.0 r	0.0 r
Mali	678	0.2	0.1 r	0.1 r	0.1 r	0.1 r	0.1 r	0.0	0.0 r	0.0 r	0.0 r	0.0 r	0.0 r
Mauritius	684	0.1	0.0 r	0.0 r	0.0 r	0.0 r	0.0 r	0.1	0.0 r	0.0 r	0.0 r	0.0 r	0.0 r
Mozambique	688	....	....	....	....	....	....	0.0	0.0 r	0.0 r	0.0 r	0.0 r	0.0 r
Namibia	728	0.0	0.0 r	0.0 r	0.0 r	0.0 r	0.0 r	0.0	0.0 r	0.0 r	0.0 r	0.0 r	0.0 r
Niger	692	....	....	....	....	....	....	0.0	0.0 r	0.0 r	0.0 r	0.0 r	0.0 r
Nigeria	694	....	....	....	....	....	....	0.0	0.0 r	0.0 r	0.0 r	0.0 r	0.0 r
Rwanda	714	....	....	....	....	....	....	0.0	0.0 r	0.0 r	0.0 r	0.0 r	0.0 r
São Tomé & Príncipe	716	....	....	....	....	....	....	0.0	0.0 r	0.0 r	0.0 r	0.0 r	0.0 r
Senegal	722	0.1	0.0 r	0.0 r	0.0 r	0.0 r	0.0 r	0.0	0.0 r	0.0 r	0.0 r	0.0 r	0.0 r
Seychelles	718	0.0	0.0 r	0.0 r	0.0 r	0.0 r	0.0 r	0.1	0.0 r	0.0 r	0.0 r	0.0 r	0.0 r
Sierra Leone	724	....	....	....	....	....	....	0.1	0.0 r	0.0 r	0.0 r	0.0 r	0.0 r
South Africa	199	....	....	....	....	....	....	0.1	0.0 r	0.0 r	0.0 r	0.0 r	0.0 r
Swaziland	734	....	....	....	....	....	....	0.2	0.1 r	0.1 r	0.1 r	0.1 r	0.1 r
Tanzania	738	0.0	0.0 r	0.0 r	0.0 r	0.0 r	0.0 r	0.0	0.0 r	0.0 r	0.0 r	0.0 r	0.0 r
Togo	742	0.0	0.0 r	0.0 r	0.0 r	0.0 r	0.0 r	0.0	0.0 r	0.0 r	0.0 r	0.0 r	0.0 r
Uganda	746	....	....	....	....	....	....	0.0	0.0 r	0.0 r	0.0 r	0.0 r	0.0 r
Zimbabwe	698	....	....	....	....	....	....	0.0	0.0 r	0.0 r	0.0 r	0.0 r	0.0 r
<b>Western Hemisphere</b>	<b>205</b>	<b>0.7</b>	<b>0.2</b>	<b>0.2</b>	<b>0.2</b>	<b>0.2</b>	<b>0.2</b>	<b>18.9</b>	<b>4.7</b>	<b>4.7</b>	<b>4.6</b>	<b>4.4</b>	<b>4.0</b>
Anguilla	312	....	....	....	....	....	....	0.0	0.0 r	0.0 r	0.0 r	0.0 r	0.0 r
Antigua and Barbuda	311	....	....	....	....	....	....	0.0	0.0 r	0.0 r	0.0 r	0.0 r	0.0 r
Argentina	213	....	....	....	....	....	....	0.2	0.1 r	0.1 r	0.1 r	0.0 r	0.0 r
Bahamas, The	313	....	....	....	....	....	....	0.0	0.0 r	0.0 r	0.0 r	0.0 r	0.0 r
Barbados	316	....	....	....	....	....	....	0.0	0.0 r	0.0 r	0.0 r	0.0 r	0.0 r
Belize	339	....	....	....	....	....	....	0.0	0.0 r	0.0 r	0.0 r	0.0 r	0.0 r
Bermuda	319	0.0	0.0 r	0.0 r	0.0 r	0.0 r	0.0 r	0.0	0.0 r	0.0 r	0.0 r	0.0 r	0.0 r
Bolivia	218	....	....	....	....	....	....	0.1	0.0 r	0.0 r	0.0 r	0.0 r	0.0 r
Brazil	223	0.5	0.1 r	0.1 r	0.1 r	0.1 r	0.1 r	9.4	2.3 r	2.2 r	2.2 r	2.2 r	1.9 r
Chile	228	0.0	0.0 r	0.0 r	0.0 r	0.0 r	0.0 r	1.5	0.4 r	0.4 r	0.4 r	0.4 r	0.3 r
Colombia	233	....	....	....	....	....	....	0.1	0.0 r	0.0 r	0.0 r	0.0 r	0.0 r
Costa Rica	238	0.0	0.0 r	0.0 r	0.0 r	0.0 r	0.0 r	1.0	0.3 r	0.3 r	0.3 r	0.2 r	0.2 r
Dominica	321	....	....	....	....	....	....	0.0	0.0 r	0.0 r	0.0 r	0.0 r	0.0 r
Dominican Republic	243	0.1	0.0 r	0.0 r	0.0 r	0.0 r	0.0 r	0.1	0.0 r	0.0 r	0.0 r	0.0 r	0.0 r
Ecuador	248	....	....	....	....	....	....	0.1	0.0 r	0.0 r	0.0 r	0.0 r	0.0 r
El Salvador	253	....	....	....	....	....	....	0.0	0.0 r	0.0 r	0.0 r	0.0 r	0.0 r
Guatemala	258	....	....	....	....	....	....	0.0	0.0 r	0.0 r	0.0 r	0.0 r	0.0 r
Guyana	336	0.0	0.0 r	0.0 r	0.0 r	0.0 r	0.0 r	0.0	0.0 r	0.0 r	0.0 r	0.0 r	0.0 r
Haiti	263	....	....	....	....	....	....	0.0	0.0 r	0.0 r	0.0 r	0.0 r	0.0 r
Honduras	268	....	....	....	....	....	....	0.0	0.0 r	0.0 r	0.0 r	0.0 r	0.0 r
Jamaica	343	....	....	....	....	....	....	0.0	0.0 r	0.0 r	0.0 r	0.0 r	0.0 r
Mexico	273	....	....	....	....	....	....	4.1	1.0 r	1.0 r	1.1 r	1.1 r	1.0 r
Nicaragua	278	....	....	....	....	....	....	0.0	0.0 r	0.0 r	0.0 r	0.0 r	0.0 r
Panama	283	....	....	....	....	....	....	0.0	0.0 r	0.0 r	0.0 r	0.0 r	0.0 r
Paraguay	288	....	....	....	....	....	....	0.0	0.0 r	0.0 r	0.0 r	0.0 r	0.0 r
Peru	293	....	....	....	....	....	....	2.0	0.5 r	0.5 r	0.5 r	0.4 r	0.4 r
St. Kitts and Nevis	361	....	....	....	....	....	....	0.0	0.0 r	0.0 r	0.0 r	0.0 r	0.0 r

# French Territories: New Caledonia (839)

In Millions of U.S. Dollars

		Exports (FOB)						Imports (CIF)					
		2015	2015Q3	2015Q4	2016Q1	2016Q2	2016Q3	2015	2015Q3	2015Q4	2016Q1	2016Q2	2016Q3
St. Lucia	362	....	....	....	....	....	....	0.0	0.0 r	0.0 r	0.0 r	0.0 r	0.0 r
Suriname	366	....	....	....	....	....	....	0.0	0.0 r	0.0 r	0.0 r	0.0 r	0.0 r
Trinidad and Tobago	369	....	....	....	....	....	....	0.0	0.0 r	0.0 r	0.0 r	0.0 r	0.0 r
Uruguay	298	....	....	....	....	....	....	0.0	0.0 r	0.0 r	0.0 r	0.0 r	0.0 r
Venezuela, Rep. Bol.	299	....	....	....	....	....	....	0.0	0.0 r	0.0 r	0.0 r	0.0 r	0.0 r
Western Hem. n.s.	399	....	....	....	....	....	....	0.0	0.0 r	0.0 r	0.0 r	0.0 r	0.0 r
<b>Other Countries n.i.e</b>	910	<b>0.0</b>	<b>0.0</b>	<b>0.0</b>	<b>0.0</b>	<b>0.0</b>	<b>0.0</b>	<b>0.5</b>	<b>0.1</b>	<b>0.1</b>	<b>0.1</b>	<b>0.1</b>	<b>0.1</b>
Cuba	928	....	....	....	....	....	....	0.3	0.1 r	0.1 r	0.1 r	0.1 r	0.1 r
Korea, Dem. People's Rep.	954	0.0	0.0 r	0.0 r	0.0 r	0.0 r	0.0 r	0.2	0.0 r	0.1 r	0.1 r	0.1 r	0.0 r
<b>Special Categories</b>	899	<b>0.2</b>	<b>0.0 r</b>	<b>0.0 r</b>	<b>0.0 r</b>	<b>0.0 r</b>	<b>0.0 r</b>	....	....	....	....	....	....
<b>Countries &amp; Areas n.s.</b>	898	<b>15.0</b>	<b>3.7 r</b>	<b>3.1 r</b>	<b>3.0 r</b>	<b>2.8 r</b>	<b>3.7 r</b>	<b>0.8</b>	<b>0.2 r</b>	<b>0.2 r</b>	<b>0.2 r</b>	<b>0.2 r</b>	<b>0.2 r</b>
<b>Memorandum Items</b>													
Africa	605	2.2	0.5	0.5	0.5	0.5	0.5	6.8	1.7	1.7	1.7	1.6	1.5
Middle East	405	0.7	0.2	0.2	0.2	0.2	0.2	20.9	5.3	5.3	5.4	5.4	5.4
European Union	998	127.7	25.7	22.5	26.1	29.0	42.1	959.0	240.3	240.8	236.1	227.9	200.2
Export earnings: fuel	080	0.3	0.1	0.1	0.1	0.1	0.1	22.8	5.8	5.8	5.9	5.9	5.8
Export earnings: nonfuel	092	1,277.9	307.7	256.4	251.6	247.8	307.8	2,521.5	626.0	626.2	617.5	599.2	529.2



# Gabon (646)

In Millions of U.S. Dollars

		Exports (FOB)						Imports (CIF)					
		2015	2015Q3	2015Q4	2016Q1	2016Q2	2016Q3	2015	2015Q3	2015Q4	2016Q1	2016Q2	2016Q3
IFS World		5,073.8	....	....	....	....	....	3,033.3	....	....	....	....	....
World	001	6,995.1	1,728.8	1,780.3	1,435.0	1,571.4	1,558.5	2,921.9	683.7	897.1	546.0	566.1	727.5
Advanced Economies	110	5,923.2	1,420.0	1,512.6	1,171.3	1,249.9	1,294.8	1,709.6	402.9	419.0	339.2	343.9	482.7
Euro Area	163	1,914.2	439.0	516.6	269.3	350.7	340.8	1,301.1	319.3	303.1	281.9	289.2	278.6
Austria	122	0.1	0.0 r	....	0.0 r	0.1 r	0.0 r	1.8	0.6 r	0.5 r	0.2 r	0.2 r	0.1 r
Belgium	124	52.4	7.9 r	18.6 r	12.0 r	15.6 r	12.7 r	316.5	74.4 r	68.2 r	78.0 r	88.4 r	83.3 r
Cyprus	423	0.0	0.0 r	....	....	....	....	0.1	0.0 r	....	0.0 r	0.1 r	....
Estonia	939	....	....	....	....	....	....	0.0	....	0.0 r	0.0 r	....	....
Finland	172	0.0	0.0 r	....	0.0 r	0.0 r	....	4.1	1.0 r	1.0 r	1.0 r	0.9 r	0.9 r
France	132	199.4	25.7 r	52.3 r	44.7 r	47.8 r	57.5 r	688.2	167.5 r	170.7 r	152.0 r	148.2 r	144.6 r
Germany	134	1.7	0.5 r	1.0 r	0.6 r	0.1 r	0.1 r	38.0	9.3 r	9.5 r	6.9 r	8.2 r	5.6 r
Greece	174	5.9	2.2 r	0.6 r	0.7 r	2.2 r	1.1 r	0.6	0.2 r	0.1 r	0.2 r	2.7 r	1.6 r
Ireland	178	330.7	82.7 r	82.7 r	82.7 r	82.8 r	82.7 r	1.3	0.3 r	0.3 r	0.1 r	0.1 r	0.1 r
Italy	136	402.4	101.5 r	57.0 r	52.3 r	92.6 r	77.6 r	84.0	19.4 r	17.1 r	13.9 r	13.8 r	14.4 r
Latvia	941	....	....	....	....	....	....	0.0	0.0 r	0.0 r	0.0 r	0.0 r	0.0 r
Lithuania	946	....	....	....	....	....	0.0 r	0.5	0.2 r	0.1 r	0.0 r	0.0 r	0.0 r
Luxembourg	137	....	....	....	....	....	....	2.0	0.5 r	1.4 r	0.3 r	0.2 r	0.3 r
Malta	181	....	....	....	....	0.0 r	....	1.0	0.0 r	0.8 r	0.0 r	....	0.0 r
Netherlands	138	501.4	83.2 r	248.7 r	24.5 r	100.3 r	75.9 r	101.3	28.6 r	18.4 r	14.5 r	10.8 r	12.6 r
Portugal	182	29.0	0.9 r	1.0 r	1.1 r	0.5 r	25.4 r	13.9	5.3 r	3.4 r	4.8 r	5.2 r	3.3 r
Slovak Republic	936	0.8 e	0.4 e	....	....	....	....	0.0	0.0 r	0.0 r	0.0 r	0.0 r	0.0 r
Slovenia	961	....	....	....	....	....	....	0.4	0.1 r	0.1 r	0.2 r	0.1 r	0.1 r
Spain	184	390.4	134.1 r	54.8 r	50.8 r	8.7 r	7.8 r	47.4	11.9 r	11.6 r	9.9 r	10.3 r	11.7 r
Australia	193	214.4	28.5 r	29.4 r	46.3 r	37.8 r	74.2 r	3.5	0.5 r	0.3 r	0.3 r	0.6 r	159.4 r
Canada	156	7.2	0.7 r	0.2 r	0.2 r	0.0 r	0.1 r	15.7	2.5 r	6.7 r	0.9 r	1.9 r	1.5 r
China,P.R.: Hong Kong	532	20.2	5.4 r	4.9 r	5.2 r	4.7 r	5.3 r	16.1	6.5 r	3.3 r	2.8 r	1.8 r	5.0 r
Czech Republic	935	0.8	....	0.8 r	0.0 r	....	....	1.9	0.3 r	0.3 r	0.1 r	0.1 r	0.1 r
Denmark	128	0.5	0.3 r	0.1 r	0.1 r	0.2 r	0.2 r	2.7	0.9 r	1.0 r	0.6 r	0.4 r	0.3 r
Iceland	176	0.0	0.0 r	....	0.0 r	....	0.0 r	0.4	0.1 r	0.1 r	0.1 r	0.1 r	0.1 r
Israel	436	0.2	0.0 r	0.0 r	0.0 r	0.0 r	0.0 r	7.3	1.5 r	1.7 r	0.9 r	3.1 r	1.2 r
Japan	158	66.1	2.2 r	8.2 r	8.3 r	0.3 r	3.0 r	40.6	7.1 r	9.2 r	9.0 r	6.1 r	10.3 r
Korea, Republic of	542	483.3	155.2 r	61.1 r	103.1 r	131.0 r	101.9 r	32.6	8.3 r	10.2 r	6.7 r	5.4 r	2.8 r
New Zealand	196	0.5	0.1 r	0.1 r	0.1 r	....	0.0 r	2.3	0.8 r	0.8 r	0.5 r	0.2 r	0.6 r
Norway	142	82.8	14.1 r	27.2 r	10.9 r	12.2 r	20.0 r	3.7	1.3 r	0.6 r	0.2 r	0.6 r	0.6 r
Singapore	576	15.0	1.3 r	0.0 r	0.0 r	0.2 r	1.9 r	11.2	2.9 r	2.4 r	1.4 r	1.2 r	0.9 r
Sweden	144	2.4	0.0 r	0.0 r	0.0 r	0.0 r	....	13.2	2.0 r	1.2 r	1.2 r	0.3 r	1.3 r
Switzerland	146	54.9	12.2 r	18.0 r	10.9 r	10.1 r	15.9 r	0.5	0.0 r	0.1 r	0.1 r	0.1 r	0.1 r
Taiwan Prov.of China	528	3.3 e	0.6 e	0.5 e	0.4 e	0.2 e	0.2 e	1.9 e	0.6 e	0.5 e	0.3 e	0.3 e	0.2 e
United Kingdom	112	75.8	3.6 r	63.9 r	26.1 r	26.9 r	33.6 r	41.9	11.3 r	9.3 r	5.6 r	8.4 r	4.5 r
United States	111	2,981.4	756.7 r	781.5 r	690.2 r	675.7 r	697.5 r	213.0	36.9 r	68.0 r	26.4 r	24.1 r	15.1 r
<b>Emerg. &amp; Dev. Economies</b>	<b>200</b>	<b>1,071.8</b>	<b>308.8</b>	<b>267.7</b>	<b>263.7</b>	<b>321.5</b>	<b>263.7</b>	<b>1,210.3</b>	<b>280.4</b>	<b>477.4</b>	<b>206.5</b>	<b>221.8</b>	<b>244.4</b>
<b>Emerg. &amp; Dev. Asia</b>	<b>505</b>	<b>860.3</b>	<b>256.4</b>	<b>213.4</b>	<b>218.1</b>	<b>280.9</b>	<b>215.2</b>	<b>718.2</b>	<b>150.7</b>	<b>330.6</b>	<b>125.1</b>	<b>139.0</b>	<b>147.8</b>
Bangladesh	513	....	....	....	....	....	....	0.3	0.1 r	0.1 r	0.1 r	0.1 r	0.1 r
Brunei Darussalam	516	0.0	0.0 r	0.0 r	0.0 r	0.0 r	0.0 r	0.1	0.0 r	0.0 r	0.0 r	0.0 r	0.0 r
China,P.R.: Mainland	924	700.8	243.1 r	177.9 r	199.3 r	233.0 r	167.0 r	526.9	97.9 r	274.7 r	76.2 r	75.1 r	74.5 r
F.T. French Polynesia	887	0.0 e	0.0 e	0.0 e	0.0 e	0.0 e	0.0 e	....	....	....	....	....	....
India	534	27.8	11.8 r	7.2 r	2.3 r	9.4 r	1.4 r	60.0	17.7 r	14.6 r	14.6 r	22.1 r	14.6 r
Indonesia	536	0.0	0.0 r	0.0 r	0.0 r	0.0 r	0.0 r	18.7	5.7 r	5.2 r	3.5 r	3.9 r	5.2 r
Malaysia	548	125.9	0.1 r	27.0 r	15.3 r	36.5 r	45.6 r	31.7	7.1 r	10.3 r	6.9 r	16.1 r	24.6 r
Philippines	566	0.0	0.0 r	0.0 r	0.0 r	0.0 r	0.0 r	0.0	0.0 r	0.0 r	....	....	....
Sri Lanka	524	0.0	0.0 r	....	0.0 r	0.0 r	0.0 r	0.0	....	....	0.0 r	0.0 r	0.1 r
Thailand	578	2.0	0.5 r	0.3 r	0.5 r	1.2 r	0.6 r	67.5	19.2 r	21.4 r	21.7 r	19.4 r	25.7 r
Tonga	866	....	....	....	....	....	....	0.0	0.0 r	0.0 r	0.0 r	0.0 r	0.0 r
Vietnam	582	3.7	0.9 r	1.0 r	0.7 r	0.7 r	0.7 r	11.7	2.7 r	3.8 r	2.0 r	2.0 r	2.6 r
Asia n.s.	598	....	....	....	....	....	....	1.4	0.3 r	0.4 r	0.2 r	0.2 r	0.3 r
<b>Europe</b>	<b>170</b>	<b>6.1</b>	<b>1.1</b>	<b>3.0</b>	<b>9.2</b>	<b>1.1</b>	<b>12.0</b>	<b>62.6</b>	<b>31.7</b>	<b>10.2</b>	<b>5.9</b>	<b>10.1</b>	<b>7.6</b>
<b>Emerg. &amp; Dev. Europe</b>	<b>903</b>	<b>5.9</b>	<b>1.1</b>	<b>3.0</b>	<b>9.1</b>	<b>0.8</b>	<b>0.7</b>	<b>59.1</b>	<b>31.0</b>	<b>9.4</b>	<b>5.8</b>	<b>6.6</b>	<b>5.5</b>
Albania	914	0.0	0.0 r	0.0 r	0.0 r	0.0 r	0.0 r	0.0	0.0 r	0.0 r	0.0 r	0.0 r	0.0 r
Bulgaria	918	....	....	....	....	....	....	0.3	0.1 r	0.1 r	0.1 r	0.1 r	0.1 r
Croatia	960	....	....	....	....	....	....	0.3	0.1 r	0.1 r	0.1 r	0.1 r	0.1 r

# Gabon (646)

In Millions of U.S. Dollars

		Exports (FOB)						Imports (CIF)					
		2015	2015Q3	2015Q4	2016Q1	2016Q2	2016Q3	2015	2015Q3	2015Q4	2016Q1	2016Q2	2016Q3
Gibraltar	823	....	....	....	....	....	....	0.0	0.0 r	0.0 r	0.0 r	0.0 r	0.0 r
Hungary	944	0.1	0.0 r	0.0 r	0.0 r	0.0 r	0.0 r	0.1	0.0 r	0.0 r	0.0 r	0.0 r	0.0 r
Macedonia, FYR	962	....	....	....	....	....	....	0.0	0.0 r	0.0 r	0.0 r	0.0 r	0.0 r
Montenegro	943	0.0 e	....	0.0 e	....	0.2 e	....	0.0	0.0 r	0.0 r	0.0 r	0.0 r	0.0 r
Poland	964	4.6	0.7 r	2.7 r	8.8 r	0.3 r	0.5 r	6.4	1.8 r	1.8 r	1.7 r	1.3 r	1.5 r
Romania	968	0.0	0.0 r	0.0 r	0.0 r	0.0 r	0.0 r	0.1	0.0 r	0.0 r	0.0 r	0.0 r	0.0 r
Serbia, Republic of	942	0.3	0.1 r	0.1 r	0.1 r	0.1 r	0.1 r	1.8	0.6 r	0.8 r	0.2 r	0.5 r	0.6 r
Turkey	186	0.8	0.2 r	0.2 r	0.1 r	0.1 r	0.1 r	50.1	28.3 r	6.7 r	3.7 r	4.6 r	3.2 r
<b>CIS</b>	<b>901</b>	<b>0.2</b>	<b>0.0</b>	<b>0.0</b>	<b>0.1</b>	<b>0.3</b>	<b>11.2</b>	<b>3.4</b>	<b>0.8</b>	<b>0.8</b>	<b>0.1</b>	<b>3.5</b>	<b>2.0</b>
Armenia	911	0.0	0.0 r	....	....	....	0.0 r	0.4 e	....	....	....	....	0.1 e
Azerbaijan, Rep. of	912	0.0	0.0 r	0.0 r	0.0 r	0.0 r	0.0 r	0.0	0.0 r	0.0 r	0.0 r	0.0 r	0.0 r
Belarus	913	....	....	....	....	....	....	1.1	....	....	....	....	0.2 r
Georgia	915	....	....	....	....	....	....	....	....	....	....	....	0.0 r
Kazakhstan	916	0.0	0.0 r	0.0 r	0.0 r	0.0 r	0.0 r	0.0	0.0 r	0.0 r	0.0 r	0.0 r	0.0 r
Moldova	921	....	....	....	....	....	....	0.3	0.1 r	0.1 r	0.0 r	0.0 r	0.1 r
Russian Federation	922	0.2	0.0 r	0.0 r	0.1 r	0.1 r	11.2 r	0.3	0.1 r	0.1 r	0.0 r	0.1 r	0.0 r
Ukraine	926	0.0	....	....	....	0.2 r	0.0 r	1.4	0.6 r	0.6 r	....	3.4 r	1.7 r
Europe n.s.	884	....	....	....	....	....	....	0.0	0.0 r	0.0 r	0.0 r	0.0 r	0.0 r
<b>Mid East, N Africa, Pak</b>	<b>440</b>	<b>39.4</b>	<b>10.0</b>	<b>9.3</b>	<b>6.9</b>	<b>7.4</b>	<b>6.8</b>	<b>105.8</b>	<b>25.7</b>	<b>31.6</b>	<b>14.2</b>	<b>14.2</b>	<b>18.2</b>
Afghanistan, I.R. of	512	....	....	....	....	....	....	0.0	0.0 r	0.0 r	0.0 r	0.0 r	0.0 r
Algeria	612	0.0	0.0 r	0.0 r	0.0 r	0.0 r	0.0 r	0.1	0.0 r	0.0 r	0.0 r	0.0 r	0.0 r
Bahrain, Kingdom of	419	0.0	0.0 r	0.0 r	0.0 r	0.0 r	0.0 r	0.2	0.0 r	0.1 r	0.0 r	0.0 r	0.0 r
Djibouti	611	0.0	0.0 r	0.0 r	0.0 r	0.0 r	0.0 r	0.1	0.0 r	0.0 r	0.0 r	0.0 r	0.0 r
Egypt	469	0.6	0.2 r	0.1 r	0.1 r	0.1 r	0.1 r	11.7	2.8 r	2.6 r	0.5 r	0.5 r	0.6 r
Iran, I.R. of	429	0.0	0.0 r	0.0 r	0.0 r	0.0 r	0.0 r	0.0	0.0 r	0.0 r	0.0 r	0.0 r	0.0 r
Jordan	439	0.1	0.0 r	0.1 r	0.1 r	....	....	0.1	....	0.1 r	....	0.0 r	....
Kuwait	443	0.1	0.0 r	0.0 r	0.0 r	0.0 r	0.0 r	1.0	0.2 r	0.3 r	0.2 r	0.2 r	0.2 r
Lebanon	446	1.4	0.4 r	0.4 r	0.3 r	0.3 r	0.3 r	6.8	1.4 r	1.4 r	0.4 r	0.4 r	0.5 r
Libya	672	7.7	1.9 r	2.0 r	1.4 r	1.5 r	1.4 r	0.0	0.0 r	0.0 r	0.0 r	0.0 r	0.0 r
Mauritania	682	5.9	1.5 r	1.5 r	1.1 r	1.2 r	1.1 r	1.2	0.3 r	0.4 r	0.2 r	0.2 r	0.3 r
Morocco	686	11.6	2.9 r	2.1 r	1.7 r	1.8 r	1.7 r	31.6	8.6 r	9.8 r	3.4 r	3.4 r	4.4 r
Oman	449	0.0	0.0 r	0.0 r	0.0 r	0.0 r	0.0 r	0.4	0.1 r	0.1 r	0.1 r	0.1 r	0.1 r
Qatar	453	1.2	0.3 r	0.3 r	0.2 r	0.2 r	0.2 r	0.3	0.1 r	0.1 r	0.1 r	0.1 r	0.1 r
Saudi Arabia	456	3.6	0.9 r	0.9 r	0.6 r	0.7 r	0.6 r	1.0	0.2 r	0.3 r	0.2 r	0.2 r	0.2 r
Syrian Arab Republic	463	0.1	0.0 r	0.0 r	0.0 r	0.0 r	0.0 r	2.7	0.6 r	0.9 r	0.5 r	0.5 r	0.6 r
Tunisia	744	2.0	0.5 r	0.5 r	0.4 r	0.5 r	0.4 r	10.2	2.5 r	2.9 r	2.2 r	2.2 r	2.4 r
United Arab Emirates	466	5.1	1.3 r	1.3 r	0.9 r	1.0 r	0.9 r	38.5	8.9 r	12.5 r	6.6 r	6.6 r	8.6 r
West Bank and Gaza	487	0.0 e	0.0 e	0.0 e	0.0 e	0.0 e	0.0 e	....	....	....	....	....	....
<b>Sub-Saharan Africa</b>	<b>603</b>	<b>162.5</b>	<b>39.7</b>	<b>41.1</b>	<b>29.0</b>	<b>31.6</b>	<b>29.1</b>	<b>252.1</b>	<b>57.9</b>	<b>75.9</b>	<b>46.0</b>	<b>44.3</b>	<b>55.9</b>
Angola	614	2.2	0.6 r	0.6 r	0.4 r	0.4 r	0.4 r	3.4	0.8 r	1.1 r	0.6 r	0.6 r	0.8 r
Benin	638	27.8	7.0 r	7.2 r	5.0 r	5.5 r	5.0 r	32.8	7.6 r	10.7 r	5.6 r	5.6 r	7.4 r
Burkina Faso	748	0.0	0.0 r	0.0 r	0.0 r	0.0 r	0.0 r	....	....	....	....	....	....
Burundi	618	0.0	0.0 r	0.0 r	0.0 r	0.0 r	0.0 r	....	....	....	....	....	....
Cabo Verde	624	0.0	0.0 r	0.0 r	0.0 r	0.0 r	0.0 r	....	....	....	....	....	....
Cameroon	622	11.8	3.0 r	3.0 r	2.1 r	2.3 r	2.1 r	69.9	16.1 r	22.8 r	12.0 r	12.0 r	15.7 r
Central African Rep.	626	4.5	1.1 r	1.2 r	0.8 r	0.9 r	0.8 r	0.0	0.0 r	0.0 r	0.0 r	0.0 r	0.0 r
Chad	628	2.8	0.7 r	0.7 r	0.5 r	0.6 r	0.5 r	0.1	0.0 r	0.0 r	0.0 r	0.0 r	0.0 r
Comoros	632	....	....	....	....	....	....	0.0	0.0 r	0.0 r	0.0 r	0.0 r	0.0 r
Congo, Dem. Rep. of	636	8.1	2.1 r	2.1 r	1.5 r	1.6 r	1.5 r	0.0	0.0 r	0.0 r	0.0 r	0.0 r	0.0 r
Congo, Republic of	634	32.7	8.2 r	8.4 r	5.8 r	6.3 r	5.8 r	26.2	6.0 r	8.5 r	4.5 r	4.5 r	5.9 r
Côte d'Ivoire	662	0.3	0.1 r	0.1 r	0.1 r	0.1 r	0.1 r	6.9	1.6 r	2.3 r	1.2 r	1.2 r	1.6 r
Equatorial Guinea	642	17.4	4.4 r	4.5 r	3.2 r	3.4 r	3.1 r	9.5	2.2 r	3.1 r	1.6 r	1.6 r	2.1 r
Ethiopia	644	0.0	0.0 r	0.0 r	0.0 r	0.0 r	0.0 r	0.0	0.0 r	0.0 r	0.0 r	0.0 r	0.0 r
Gambia, The	648	15.5	3.9 r	4.0 r	2.8 r	3.1 r	2.8 r	....	....	....	....	....	....
Ghana	652	1.2	0.3 r	0.3 r	0.2 r	0.2 r	0.2 r	4.8	1.1 r	1.6 r	0.8 r	0.8 r	1.1 r
Guinea	656	20.3	5.1 r	5.3 r	3.7 r	4.0 r	3.7 r	0.0	0.0 r	0.0 r	0.0 r	0.0 r	0.0 r
Guinea-Bissau	654	....	....	....	....	....	....	0.0	0.0 r	0.0 r	0.0 r	0.0 r	0.0 r
Kenya	664	0.0	0.0 r	0.0 r	0.0 r	0.0 r	0.0 r	0.4	0.1 r	0.1 r	0.1 r	0.1 r	0.1 r
Liberia	668	0.2	0.0 r	0.0 r	0.0 r	0.0 r	0.0 r	....	....	....	....	....	....
Madagascar	674	0.0	0.0 r	0.0 r	0.0 r	0.0 r	0.0 r	0.1	0.0 r	0.0 r	0.0 r	0.0 r	0.0 r

# Gabon (646)

In Millions of U.S. Dollars

		Exports (FOB)						Imports (CIF)					
		2015	2015Q3	2015Q4	2016Q1	2016Q2	2016Q3	2015	2015Q3	2015Q4	2016Q1	2016Q2	2016Q3
Malawi	676	....	....	....	....	....	....	0.1	0.0 r	0.0 r	0.0 r	0.0 r	0.0 r
Mali	678	0.5	0.1 r	0.1 r	0.1 r	0.1 r	0.1 r	0.0	0.0 r	0.0 r	0.0 r	0.0 r	0.0 r
Mauritius	684	0.0	0.0 r	0.0 r	....	....	....	1.0	0.0 r	0.0 r	0.0 r	0.0 r	0.0 r
Mozambique	688	0.0	0.0 r	0.0 r	0.0 r	0.0 r	0.0 r	0.1	0.0 r	0.0 r	0.0 r	0.0 r	0.0 r
Namibia	728	0.1	0.0 r	0.0 r	0.0 r	0.0 r	0.0 r	2.8	0.6 r	0.9 r	0.5 r	0.5 r	0.6 r
Niger	692	2.2	0.6 r	0.6 r	0.4 r	0.4 r	0.4 r	0.0	0.0 r	0.0 r	0.0 r	0.0 r	0.0 r
Nigeria	694	3.0	0.8 r	0.8 r	0.5 r	0.6 r	0.5 r	11.3	2.6 r	3.7 r	1.9 r	1.9 r	2.5 r
Rwanda	714	0.0	0.0 r	0.0 r	0.0 r	0.0 r	0.0 r	0.1 e	0.0 e	0.0 e	0.0 e	0.0 e	0.0 e
São Tomé & Príncipe	716	1.5	0.4 r	0.4 r	0.3 r	0.3 r	0.3 r	0.0	0.0 r	0.0 r	0.0 r	0.0 r	0.0 r
Senegal	722	0.4	0.0 r	0.0 r	0.0 r	0.0 r	0.0 r	18.0	3.7 r	5.2 r	2.3 r	2.3 r	3.0 r
Seychelles	718	0.0 e	0.0 e	0.0 e	0.0 e	0.0 e	0.0 e	....	....	....	....	....	....
South Africa	199	9.7	1.2 r	1.6 r	1.4 r	1.6 r	1.8 r	59.2	14.1 r	14.0 r	13.9 r	12.2 r	13.9 r
Swaziland	734	....	....	....	....	....	....	0.1	0.0 r	0.0 r	0.0 r	0.0 r	0.0 r
Tanzania	738	0.1	0.0 r	0.0 r	0.0 r	0.0 r	0.0 r	0.1	0.0 r	0.0 r	0.0 r	0.0 r	0.0 r
Togo	742	....	....	....	....	....	....	5.0	1.2 r	1.6 r	0.9 r	0.9 r	1.1 r
Uganda	746	0.1	0.0 r	0.0 r	0.0 r	0.0 r	0.0 r	0.0	0.0 r	0.0 r	0.0 r	0.0 r	0.0 r
Zambia	754	0.2	0.0 r	0.1 r	0.0 r	0.0 r	0.0 r	0.1	0.0 r	0.0 r	....	....	....
Zimbabwe	698	0.0	0.0 r	0.0 r	0.0 r	0.0 r	0.0 r	....	....	....	....	....	....
<b>Western Hemisphere</b>	<b>205</b>	<b>3.5</b>	<b>1.5</b>	<b>0.8</b>	<b>0.6</b>	<b>0.6</b>	<b>0.6</b>	<b>71.7</b>	<b>14.4</b>	<b>29.1</b>	<b>15.3</b>	<b>14.2</b>	<b>14.9</b>
Antigua and Barbuda	311	0.1	0.0 r	0.0 r	0.0 r	0.0 r	0.0 r	0.0	0.0 r	0.0 r	0.0 r	0.0 r	0.0 r
Argentina	213	0.1	0.0 r	0.0 r	0.0 r	0.0 r	0.0 r	12.5	3.1 r	3.1 r	3.1 r	3.1 r	3.1 r
Barbados	316	0.1 e	0.0 e	0.0 e	0.0 e	0.0 e	0.0 e	....	....	....	....	....	....
Belize	339	0.0 e	0.0 e	0.0 e	0.0 e	0.0 e	0.0 e	....	....	....	....	....	....
Bolivia	218	0.0	....	0.0 r	....	....	....	0.0	0.0 r	0.0 r	0.0 r	0.0 r	0.0 r
Brazil	223	0.0	....	0.0 r	0.0 r	0.0 r	0.0 r	42.3	6.6 r	20.0 r	8.8 r	7.7 r	7.5 r
Chile	228	....	....	....	....	....	....	0.4	0.1 r	0.1 r	0.1 r	0.1 r	0.1 r
Colombia	233	0.0	0.0 r	0.0 r	0.0 r	0.0 r	0.0 r	0.2	0.0 r	0.1 r	0.0 r	0.0 r	0.0 r
Costa Rica	238	0.0 e	0.0 e	0.0 e	0.0 e	0.0 e	0.0 e	....	....	....	....	....	....
Dominica	321	....	....	....	....	....	....	0.0	0.0 r	0.0 r	0.0 r	0.0 r	0.0 r
Dominican Republic	243	0.2	0.0 r	0.0 r	0.0 r	0.0 r	0.0 r	0.0 e	0.0 e	0.0 e	0.0 e	0.0 e	0.0 e
Ecuador	248	0.9	0.8 r	0.1 r	0.0 r	0.0 r	0.0 r	0.4	....	0.1 r	....	....	....
Grenada	328	0.0 e	0.0 e	0.0 e	0.0 e	0.0 e	0.0 e	....	....	....	....	....	....
Guatemala	258	....	....	....	....	....	....	0.0	0.0 r	0.0 r	0.0 r	0.0 r	0.0 r
Mexico	273	1.9	0.5 r	0.5 r	0.5 r	0.5 r	0.5 r	2.8	0.7 r	0.7 r	0.7 r	0.7 r	0.7 r
Montserrat	351	....	....	....	....	....	....	0.0 e	0.0 e	0.0 e	0.0 e	0.0 e	0.0 e
Netherlands Antilles	353	0.1	0.0 r	0.0 r	0.0 r	0.0 r	0.0 r	0.1	0.0 r	0.0 r	0.0 r	0.0 r	0.0 r
Nicaragua	278	0.0 e	0.0 e	0.0 e	0.0 e	0.0 e	0.0 e	....	....	....	....	....	....
Panama	283	....	....	....	....	....	....	0.0	0.0 r	0.0 r	0.0 r	0.0 r	0.0 r
Paraguay	288	....	....	....	....	....	....	4.7	1.1 r	1.5 r	0.8 r	0.8 r	1.0 r
Peru	293	....	....	....	....	....	....	0.3	0.1 r	0.1 r	0.0 r	0.0 r	0.1 r
St. Kitts and Nevis	361	0.0 e	0.0 e	0.0 e	0.0 e	0.0 e	0.0 e	....	....	....	....	....	....
St. Lucia	362	0.0 e	0.0 e	0.0 e	0.0 e	0.0 e	0.0 e	....	....	....	....	....	....
Trinidad and Tobago	369	....	....	....	....	....	....	0.1	0.0 r	0.0 r	0.0 r	0.0 r	0.0 r
Uruguay	298	0.2	0.1 r	0.1 r	0.0 r	0.0 r	0.0 r	7.7	2.6 r	3.3 r	1.7 r	1.7 r	2.3 r
Venezuela, Rep. Bol.	299	0.0	0.0 r	0.0 r	0.0 r	0.0 r	0.0 r	0.1	0.0 r	0.0 r	0.0 r	0.0 r	0.0 r
<b>Other Countries n.i.e</b>	<b>910</b>	<b>0.1</b>	<b>0.0</b>	<b>0.0</b>	<b>0.0</b>	<b>0.0</b>	<b>0.0</b>	<b>1.9</b>	<b>0.4</b>	<b>0.6</b>	<b>0.3</b>	<b>0.3</b>	<b>0.4</b>
Korea, Dem. People's Rep.	954	0.1	0.0 r	0.0 r	0.0 r	0.0 r	0.0 r	1.9	0.4 r	0.6 r	0.3 r	0.3 r	0.4 r
<b>Memorandum Items</b>													
Africa	605	182.0	44.6	45.3	32.2	35.0	32.3	295.1	69.2	89.0	51.7	50.0	63.1
Middle East	405	19.8	5.1	5.2	3.7	3.9	3.6	62.7	14.4	18.5	8.4	8.4	11.0
European Union	998	1,998.5	443.7	584.1	304.3	378.0	375.2	1,368.1	335.9	316.9	291.4	299.9	286.5
Export earnings: fuel	080	76.9	20.0	19.8	13.7	14.9	24.8	93.1	21.3	30.3	15.8	15.9	20.7
Export earnings: nonfuel	092	6,918.2	1,708.8	1,760.5	1,421.3	1,556.5	1,533.7	2,828.8	662.4	866.8	530.2	550.2	706.8

# Gambia, The (648)

In Millions of U.S. Dollars

		Exports (FOB)						Imports (CIF)					
		2015	2015Q3	2015Q4	2016Q1	2016Q2	2016Q3	2015	2015Q3	2015Q4	2016Q1	2016Q2	2016Q3
IFS World		....	....	....	....	....	....	....	....	....	....	....	....
World	001	129.5	36.4	26.4	30.6	38.8	42.5	306.9	79.5	75.8	71.6	75.1	72.8
Advanced Economies	110	2.6	0.8	0.4	0.7	1.3	1.1	104.2	25.8	26.9	25.2	25.9	25.2
Euro Area	163	1.1	0.3	0.2	0.2	0.2	0.5	70.9	17.9	17.2	16.8	18.2	16.4
Austria	122	0.0	0.0 r	0.0 r	0.0 r	0.0 r	0.0 r	0.0	0.0 r	0.0 r	0.0 r	0.0 r	0.0 r
Belgium	124	0.0	0.0 r	0.0 r	0.0 r	0.0 r	0.0 r	25.0	4.8 r	5.8 r	6.7 r	7.5 r	5.9 r
Cyprus	423	....	....	....	....	....	....	0.3	0.1 r	0.1 r	0.0 r	....	....
Estonia	939	....	....	....	....	....	....	0.0	0.0 r	0.0 r	0.0 r	0.0 r	0.0 r
Finland	172	0.0	....	0.0 r	....	0.0 r	0.0 r	0.7	0.1 r	0.4 r	0.1 r	0.2 r	0.2 r
France	132	0.2	0.1 r	0.0 r	0.1 r	0.0 r	0.0 r	12.3	3.1 r	2.8 r	2.5 r	1.3 r	2.7 r
Germany	134	0.0	0.0 r	0.0 r	0.0 r	0.0 r	0.0 r	7.8	1.8 r	2.2 r	1.9 r	1.7 r	1.6 r
Greece	174	....	....	....	....	....	....	0.0	0.0 r	....	0.0 r	....	....
Ireland	178	....	....	....	....	....	....	0.1	0.0 r	0.0 r	0.0 r	0.0 r	0.0 r
Italy	136	0.1	0.0 r	0.0 r	....	0.0 r	0.0 r	2.5	0.4 r	0.8 r	0.3 r	0.4 r	0.6 r
Latvia	941	....	....	....	....	....	....	0.9	0.2 r	0.2 r	0.2 r	0.2 r	0.2 r
Lithuania	946	....	....	....	....	....	....	0.0	0.0 r	0.0 r	0.0 r	0.0 r	0.0 r
Malta	181	....	....	....	....	....	....	0.1	....	0.0 r	0.0 r	0.0 r	0.0 r
Netherlands	138	0.3	0.1 r	0.0 r	0.1 r	0.1 r	0.1 r	12.2	5.3 r	2.4 r	1.9 r	1.9 r	2.5 r
Portugal	182	0.1	....	0.1 r	....	....	0.2 r	0.3	0.0 r	0.0 r	0.0 r	0.0 r	0.0 r
Slovenia	961	....	....	....	....	....	....	0.0	....	0.0 r	0.0 r	0.0 r	0.0 r
Spain	184	0.4	0.1 r	0.0 r	0.1 r	0.1 r	0.2 r	8.7	2.2 r	2.4 r	3.1 r	5.0 r	2.6 r
Australia	193	....	....	....	....	....	....	0.1	0.1 r	0.0 r	0.0 r	0.0 r	0.0 r
Canada	156	....	....	....	....	....	....	0.6	0.2 r	0.1 r	0.2 r	0.2 r	0.3 r
China,P.R.: Hong Kong	532	0.1	0.0 r	0.0 r	0.0 r	0.0 r	0.0 r	0.8	0.2 r	0.1 r	0.1 r	0.3 r	0.4 r
Czech Republic	935	....	....	....	....	....	....	0.0	0.0 r	0.0 r	0.0 r	0.0 r	0.0 r
Denmark	128	....	....	....	....	....	0.0 r	1.8	0.3 r	0.5 r	0.3 r	0.3 r	0.5 r
Iceland	176	....	....	....	....	....	....	0.2	0.2 r	....	0.0 r	....	0.0 r
Israel	436	0.1	0.0 r	0.0 r	0.1 r	0.0 r	0.0 r	0.1	0.0 r	0.0 r	....	0.0 r	....
Japan	158	0.1	....	0.0 r	....	....	....	0.5	0.1 r	0.2 r	0.3 r	0.3 r	0.2 r
Korea, Republic of	542	0.0	0.0 r	0.0 r	0.0 r	0.1 r	0.1 r	0.5	0.1 r	0.1 r	0.0 r	0.1 r	0.1 r
New Zealand	196	0.0	0.0 r	0.0 r	0.0 r	0.0 r	0.0 r	0.0	0.0 r	0.0 r	0.0 r	0.0 r	0.0 r
Norway	142	....	....	....	....	....	....	0.3	0.0 r	0.1 r	0.0 r	0.0 r	0.0 r
Singapore	576	0.0	....	0.0 r	0.0 r	0.0 r	....	3.6	0.9 r	1.0 r	0.9 r	0.9 r	1.0 r
Sweden	144	0.0	0.0 r	0.0 r	0.0 r	0.0 r	0.0 r	1.2	0.3 r	0.4 r	0.3 r	0.3 r	0.5 r
Switzerland	146	....	....	....	....	....	....	5.8	1.2 r	2.1 r	1.0 r	1.1 r	1.3 r
Taiwan Prov.of China	528	0.0 e	0.0 e	....	0.0 e	0.3 e	....	0.6 e	0.2 e	0.1 e	0.0 e	0.1 e	0.2 e
United Kingdom	112	1.1	0.4 r	0.1 r	0.2 r	0.6 r	0.5 r	11.4	2.8 r	3.2 r	2.6 r	2.4 r	2.4 r
United States	111	0.1	0.0 r	0.1 r	0.0 r	0.1 r	0.0 r	5.9	1.3 r	1.8 r	2.6 r	1.6 r	1.9 r
Vatican	187	....	....	....	....	....	....	0.1	0.0 r	0.0 r	0.0 r	0.0 r	0.0 r
Emerg. & Dev. Economies	200	126.9	35.6	26.0	29.9	37.5	41.4	202.5	53.6	48.9	46.4	49.2	47.5
Emerg. & Dev. Asia	505	16.1	6.3	2.4	2.8	5.6	9.2	78.8	20.5	19.3	19.8	17.7	19.2
Bangladesh	513	....	....	....	....	....	....	0.0	0.0 r	0.0 r	0.0 r	0.0 r	0.0 r
Brunei Darussalam	516	....	....	....	....	....	....	0.0	0.0 r	0.0 r	0.0 r	0.0 r	0.0 r
China,P.R.: Mainland	924	11.1	3.3 r	1.5 r	2.4 r	5.0 r	5.0 r	32.2	8.7 r	7.8 r	6.8 r	8.8 r	8.7 r
India	534	3.9	2.7 r	0.7 r	0.1 r	0.3 r	3.9 r	15.7	3.4 r	3.6 r	5.6 r	2.7 r	3.8 r
Indonesia	536	....	....	....	....	....	....	5.4	1.5 r	1.3 r	2.3 r	2.3 r	2.3 r
Malaysia	548	0.0	0.0 r	....	....	....	....	15.9	5.0 r	4.6 r	2.9 r	2.4 r	2.5 r
Micronesia	868	0.0 e	0.0 e	0.0 e	0.0 e	0.0 e	0.0 e	....	....	....	....	....	....
Mongolia	948	....	....	....	....	....	....	0.0	0.0 r	0.0 r	0.0 r	0.0 r	0.0 r
Myanmar	518	0.3 e	0.1 e	0.1 e	0.1 e	0.1 e	0.1 e	....	....	....	....	....	....
Nauru	836	....	....	....	....	....	....	0.0	0.0 r	0.0 r	0.0 r	0.0 r	0.0 r
Philippines	566	0.0 e	0.0 e	....	....	....	....	0.0	0.0 r	0.0 r	....	....	....
Samoa	862	0.0 e	0.0 e	0.0 e	0.0 e	0.0 e	0.0 e	....	....	....	....	....	....
Thailand	578	0.1	0.0 r	0.0 r	0.0 r	0.0 r	0.0 r	8.3	1.6 r	1.8 r	1.8 r	1.2 r	1.6 r
Tonga	866	0.0 e	0.0 e	0.0 e	0.0 e	0.0 e	0.0 e	....	....	....	....	....	....
Vietnam	582	0.7	0.2 r	0.1 r	0.2 r	0.3 r	0.3 r	0.8	0.2 r	0.2 r	0.2 r	0.2 r	0.2 r
Asia n.s.	598	....	....	....	....	....	....	0.5	0.1 r	0.1 r	0.1 r	0.1 r	0.1 r
Europe	170	0.0	0.0	0.0	0.0	0.0	0.0	11.2	4.6	1.6	1.9	2.1	1.9
Emerg. & Dev. Europe	903	0.0	0.0	0.0	0.0	0.0	0.0	5.6	1.2	1.5	1.9	2.1	1.8
Bosnia and Herzegovina	963	0.0	0.0 r	0.0 r	0.0 r	0.0 r	0.0 r	0.0	0.0 r	0.0 r	0.0 r	0.0 r	0.0 r

# Gambia, The (648)

In Millions of U.S. Dollars

		Exports (FOB)						Imports (CIF)					
		2015	2015Q3	2015Q4	2016Q1	2016Q2	2016Q3	2015	2015Q3	2015Q4	2016Q1	2016Q2	2016Q3
Bulgaria	918	....	....	....	....	....	....	0.0	0.0 r	0.0 r	0.0 r	0.0 r	0.0 r
Croatia	960	0.0 e	....	....	....	....	....	0.1 e	....	0.0 e	....	....	....
Hungary	944	0.0 e	0.0 e	0.0 e	0.0 e	....	0.0 e	0.0	0.0 r	0.0 r	0.0 r	0.0 r	0.0 r
Montenegro	943	....	....	....	0.0 e	....	....	....	....	....	....	....	....
Poland	964	....	....	....	....	....	....	1.1	0.2 r	0.1 r	0.3 r	0.2 r	0.2 r
Romania	968	....	....	....	....	....	....	0.0	....	0.0 r	0.0 r	0.0 r	0.0 r
Serbia, Republic of	942	0.0	0.0 r	....	....	0.0 r	....	....	....	....	....	....	....
Turkey	186	0.0	....	....	....	....	....	4.3	1.0 r	1.4 r	1.5 r	1.9 r	1.6 r
<b>CIS</b>	<b>901</b>	<b>0.0</b>	<b>0.0</b>	<b>0.0</b>	<b>0.0</b>	<b>0.0</b>	<b>0.0</b>	<b>5.6</b>	<b>3.4</b>	<b>0.0</b>	<b>0.0</b>	<b>0.0</b>	<b>0.0</b>
Azerbaijan, Rep. of	912	....	....	....	....	....	....	0.0	0.0 r	0.0 r	0.0 r	0.0 r	0.0 r
Georgia	915	....	....	....	....	....	....	0.0	0.0 r	0.0 r	0.0 r	0.0 r	0.0 r
Kazakhstan	916	0.0 e	0.0 e	0.0 e	0.0 e	0.0 e	0.0 e	....	....	....	....	....	....
Kyrgyz Republic	917	0.0 e	0.0 e	0.0 e	0.0 e	0.0 e	0.0 e	....	....	....	....	....	....
Russian Federation	922	....	....	....	....	....	0.0 r	5.6	3.4 r	....	....	....	0.0 r
Ukraine	926	....	....	....	....	....	....	0.0	0.0 r	0.0 r	....	....	....
Europe n.s.	884	....	....	....	....	....	....	0.0	0.0 r	0.0 r	0.0 r	0.0 r	0.0 r
<b>Mid East, N Africa, Pak</b>	<b>440</b>	<b>0.4</b>	<b>0.1</b>	<b>0.0</b>	<b>0.1</b>	<b>0.1</b>	<b>0.1</b>	<b>14.9</b>	<b>4.0</b>	<b>3.8</b>	<b>3.5</b>	<b>4.0</b>	<b>4.1</b>
Algeria	612	....	....	....	....	....	....	0.2	0.1 r	0.0 r	0.0 r	0.1 r	0.1 r
Bahrain, Kingdom of	419	0.0 e	0.0 e	0.0 e	0.0 e	0.0 e	0.0 e	....	....	....	....	....	....
Egypt	469	....	....	....	....	....	....	0.9	0.3 r	0.1 r	0.1 r	0.1 r	0.1 r
Kuwait	443	....	....	....	....	....	....	0.0	0.0 r	0.0 r	0.0 r	0.0 r	0.0 r
Lebanon	446	....	....	....	....	....	....	0.7	0.2 r	0.2 r	0.1 r	0.1 r	0.1 r
Libya	672	....	....	....	....	....	....	0.0	0.0 r	0.0 r	0.0 r	0.0 r	0.0 r
Mauritania	682	....	....	....	....	....	....	0.0	0.0 r	0.0 r	0.0 r	0.0 r	0.0 r
Morocco	686	0.0	....	....	....	....	....	0.5	0.1 r	0.1 r	0.1 r	0.1 r	0.1 r
Oman	449	....	....	....	....	....	....	0.0	0.0 r	0.0 r	0.0 r	0.0 r	0.0 r
Pakistan	564	0.0	0.0 r	0.0 r	0.0 r	0.0 r	0.0 r	6.2	1.7 r	1.5 r	1.4 r	1.6 r	1.6 r
Qatar	453	....	....	....	....	....	....	0.1	0.0 r	0.0 r	0.0 r	0.0 r	0.0 r
Saudi Arabia	456	....	....	....	....	....	....	0.5	0.1 r	0.1 r	0.1 r	0.1 r	0.1 r
Sudan	732	....	....	....	....	....	....	0.0	0.0 r	0.0 r	0.0 r	0.0 r	0.0 r
Syrian Arab Republic	463	....	....	....	....	....	....	0.0	0.0 r	0.0 r	0.0 r	0.0 r	0.0 r
Tunisia	744	....	....	....	....	....	....	0.3	0.1 r	0.1 r	0.1 r	0.1 r	0.1 r
United Arab Emirates	466	0.3	0.1 r	0.0 r	0.1 r	0.1 r	0.1 r	5.5	1.5 r	1.5 r	1.5 r	1.8 r	1.9 r
Yemen, Republic of	474	....	....	....	....	....	....	0.0	0.0 r	0.0 r	0.0 r	0.0 r	0.0 r
<b>Sub-Saharan Africa</b>	<b>603</b>	<b>110.3</b>	<b>29.1</b>	<b>23.5</b>	<b>27.0</b>	<b>31.8</b>	<b>32.0</b>	<b>61.1</b>	<b>14.9</b>	<b>14.6</b>	<b>13.2</b>	<b>15.0</b>	<b>15.1</b>
Angola	614	0.0	0.0 r	0.0 r	0.0 r	0.0 r	0.0 r	0.0	0.0 r	0.0 r	0.0 r	0.0 r	0.0 r
Benin	638	0.0	0.0 r	0.0 r	0.0 r	0.0 r	0.0 r	0.0	0.0 r	0.0 r	0.0 r	0.0 r	0.0 r
Burkina Faso	748	0.1	0.0 r	0.0 r	0.0 r	0.0 r	0.0 r	....	....	....	....	....	....
Cameroon	622	....	....	....	....	....	....	0.0	0.0 r	0.0 r	0.0 r	0.0 r	0.0 r
Comoros	632	....	....	....	....	....	....	0.0 e	0.0 e	0.0 e	0.0 e	0.0 e	0.0 e
Congo, Republic of	634	0.1 e	0.0 e	0.0 e	0.0 e	0.0 e	0.0 e	....	....	....	....	....	....
Côte d'Ivoire	662	....	....	....	....	....	....	40.8	10.8 r	9.8 r	9.1 r	10.2 r	10.1 r
Ethiopia	644	....	....	....	....	....	....	0.0	0.0 r	0.0 r	0.0 r	0.0 r	0.0 r
Gabon	646	....	....	....	....	....	....	0.0	0.0 r	0.0 r	0.0 r	0.0 r	0.0 r
Ghana	652	0.0	0.0 r	0.0 r	0.0 r	0.0 r	0.0 r	0.6	0.2 r	0.1 r	0.1 r	0.2 r	0.2 r
Guinea	656	32.8	8.8 r	6.7 r	8.0 r	9.8 r	9.8 r	0.4	0.1 r	0.1 r	0.1 r	0.1 r	0.1 r
Guinea-Bissau	654	6.4	1.9 r	0.8 r	1.5 r	2.5 r	2.5 r	0.0	0.0 r	0.0 r	0.0 r	0.0 r	0.0 r
Kenya	664	....	....	....	....	....	....	0.0	0.0 r	0.0 r	0.0 r	0.0 r	0.0 r
Liberia	668	0.0	0.0 r	0.0 r	0.0 r	0.0 r	0.0 r	0.0	0.0 r	0.0 r	0.0 r	0.0 r	0.0 r
Mali	678	51.0	13.3 r	11.3 r	12.5 r	14.3 r	14.4 r	0.1	0.0 r	0.0 r	0.0 r	0.0 r	0.0 r
Mauritius	684	....	....	....	....	....	....	0.0	....	0.0 r	0.0 r	0.0 r	0.0 r
Namibia	728	....	....	....	....	....	....	0.0	0.0 r	0.0 r	0.0 r	0.0 r	0.0 r
Niger	692	0.5	0.1 r	0.1 r	0.1 r	0.2 r	0.2 r	0.0	0.0 r	0.0 r	0.0 r	0.0 r	0.0 r
Nigeria	694	0.0	0.0 r	0.0 r	0.0 r	0.0 r	0.0 r	0.4	0.1 r	0.1 r	0.1 r	0.1 r	0.1 r
Rwanda	714	0.0 e	0.0 e	0.0 e	0.0 e	0.0 e	0.0 e	....	....	....	....	....	....
Senegal	722	18.7	4.7 r	4.5 r	4.6 r	4.7 r	4.7 r	16.0	3.0 r	3.8 r	3.1 r	3.5 r	3.5 r
Seychelles	718	0.0 e	0.0 e	0.0 e	0.0 e	0.0 e	0.0 e	....	....	....	....	....	....
Sierra Leone	724	0.6	0.2 r	0.1 r	0.1 r	0.2 r	0.2 r	0.3	0.1 r	0.1 r	0.1 r	0.1 r	0.1 r
South Africa	199	0.1	....	0.0 r	0.1 r	0.0 r	0.0 r	1.0	0.3 r	0.2 r	0.3 r	0.5 r	0.6 r
Swaziland	734	....	....	....	....	....	....	0.5	0.1 r	0.1 r	0.1 r	0.1 r	0.1 r

# Gambia, The (648)

In Millions of U.S. Dollars

		Exports (FOB)						Imports (CIF)					
		2015	2015Q3	2015Q4	2016Q1	2016Q2	2016Q3	2015	2015Q3	2015Q4	2016Q1	2016Q2	2016Q3
Tanzania	738	0.0	0.0 r	0.0 r	0.0 r	0.0 r	0.0 r	0.0	0.0 r	0.0 r	0.0 r	0.0 r	0.0 r
Togo	742	0.0	0.0 r	0.0 r	0.0 r	0.0 r	0.0 r	0.9	0.2 r	0.2 r	0.2 r	0.2 r	0.2 r
Uganda	746	0.0	0.0 r	0.0 r	0.0 r	0.0 r	0.0 r	0.0	0.0 r	0.0 r	0.0 r	0.0 r	0.0 r
Zambia	754	0.0	0.0 r	0.0 r	0.0 r	0.0 r	0.0 r	0.0	....	0.0 r	....	0.0 r	....
Zimbabwe	698	....	....	....	....	....	....	0.0	0.0 r	0.0 r	0.0 r	0.0 r	0.0 r
<b>Western Hemisphere</b>	<b>205</b>	<b>0.0</b>	<b>0.0</b>	<b>0.0</b>	<b>0.0</b>	<b>0.0</b>	<b>0.0</b>	<b>36.4</b>	<b>9.5</b>	<b>9.7</b>	<b>8.0</b>	<b>10.3</b>	<b>7.3</b>
Antigua and Barbuda	311	....	....	....	....	....	....	0.0	0.0 r	0.0 r	0.0 r	0.0 r	0.0 r
Argentina	213	....	....	....	....	....	....	0.1	0.0 r	0.0 r	0.0 r	0.0 r	0.0 r
Barbados	316	0.0 e	0.0 e	0.0 e	0.0 e	0.0 e	0.0 e	....	....	....	....	....	....
Bolivia	218	0.0 e	....	....	0.0 e	....	....	....	....	....	....	....	....
Brazil	223	0.0	....	0.0 r	0.0 r	....	0.0 r	33.7	8.7 r	9.1 r	7.4 r	9.6 r	6.6 r
Chile	228	0.0 e	....	....	0.0 e	....	0.0 e	....	....	....	....	....	....
Colombia	233	....	....	....	....	....	....	0.4	0.2 r	0.0 r	0.1 r	0.1 r	0.1 r
Costa Rica	238	0.0 e	0.0 e	0.0 e	0.0 e	0.0 e	0.0 e	....	....	....	....	....	....
Curacao	354	....	....	....	....	....	....	0.5	0.1 r	0.1 r	0.1 r	0.1 r	0.1 r
Dominica	321	....	....	....	....	....	....	0.0	0.0 r	0.0 r	0.0 r	0.0 r	0.0 r
Dominican Republic	243	0.0 e	0.0 e	0.0 e	0.0 e	0.0 e	0.0 e	....	....	....	....	....	....
Ecuador	248	....	....	....	....	....	....	0.0 e	....	....	....	....	....
El Salvador	253	....	....	....	0.0 e	0.0 e	....	0.0	....	0.0 r	....	0.0 r	0.0 r
Guatemala	258	....	....	....	....	....	....	0.0	0.0 r	0.0 r	0.0 r	0.0 r	0.0 r
Honduras	268	....	....	....	....	....	....	0.0	0.0 r	0.0 r	0.0 r	0.0 r	0.0 r
Netherlands Antilles	353	0.0 e	0.0 e	0.0 e	0.0 e	0.0 e	0.0 e	....	....	....	....	....	....
Panama	283	....	....	....	....	....	....	0.0	0.0 r	0.0 r	0.0 r	0.0 r	0.0 r
Paraguay	288	....	....	....	....	....	....	1.4	0.4 r	0.3 r	0.3 r	0.4 r	0.4 r
Peru	293	....	....	....	....	....	....	0.1	0.0 r	0.0 r	0.0 r	0.0 r	0.0 r
Suriname	366	....	....	....	....	....	....	0.0	0.0 r	0.0 r	0.0 r	0.0 r	0.0 r
Uruguay	298	....	....	....	....	....	....	0.1	....	....	....	....	....
Western Hem. n.s.	399	....	....	....	....	....	....	0.0	0.0 r	0.0 r	0.0 r	0.0 r	0.0 r
<b>Other Countries n.i.e</b>	<b>910</b>	<b>....</b>	<b>....</b>	<b>....</b>	<b>....</b>	<b>....</b>	<b>....</b>	<b>0.2</b>	<b>0.0</b>	<b>0.0</b>	<b>0.0</b>	<b>0.0</b>	<b>0.0</b>
Cuba	928	....	....	....	....	....	....	0.0	0.0 r	0.0 r	0.0 r	0.0 r	0.0 r
Korea, Dem. People's Rep.	954	....	....	....	....	....	....	0.2	0.0 r	0.0 r	0.0 r	0.0 r	0.0 r
<b>Memorandum Items</b>													
Africa	605	110.3	29.1	23.5	27.0	31.8	32.0	62.1	15.1	14.8	13.4	15.3	15.3
Middle East	405	0.3	0.1	0.0	0.1	0.1	0.1	7.7	2.1	2.0	1.8	2.2	2.2
European Union	998	2.2	0.7	0.2	0.5	0.8	1.0	86.6	21.4	21.4	20.3	21.5	20.0
Export earnings: fuel	080	0.5	0.1	0.1	0.1	0.2	0.2	12.8	5.5	1.9	1.9	2.2	2.3
Export earnings: nonfuel	092	129.0	36.2	26.3	30.5	38.7	42.3	294.1	74.0	74.0	69.7	72.9	70.4

# Georgia (915)

In Millions of U.S. Dollars

		Exports (FOB)						Imports (CIF)					
		2015	2015Q3	2015Q4	2016Q1	2016Q2	2016Q3	2015	2015Q3	2015Q4	2016Q1	2016Q2	2016Q3
IFS World		2,204.7	563.7	559.8	442.8	505.4	563.5	7,730.1	2,022.2	2,046.0	1,692.8	3,067.1	2,834.8
World	001	2,203.7	562.8	559.1	442.8	505.4	563.5	7,724.4	2,019.3	2,045.5	1,692.8	3,067.1	2,836.1
Advanced Economies	110	601.6	143.2	165.3	126.4	152.0	144.7	2,709.3	754.6	712.2	652.4	1,852.7	1,570.1
Euro Area	163	338.6	71.8	101.3	65.6	72.7	81.0	1,822.5	532.4	502.0	480.1	372.4	790.8
Austria	122	2.4	0.2	0.1	0.1	0.2	0.1	83.8	31.2	18.7	14.7	19.0	20.3
Belgium	124	16.3	3.0	3.3	1.4	1.7	2.7	66.8	14.5	20.7	14.5	15.3	15.3
Cyprus	423	0.4	0.2	0.0	0.4	0.0	0.1	3.2	0.3	0.9	0.6	0.6	1.4
Estonia	939	2.2	0.6	0.6	0.5	1.1	0.8	4.8	1.3	1.4	1.3	1.5	1.7
Finland	172	0.4	0.2	0.0	0.0	....	0.2	15.9	3.9	4.1	2.8	3.6	3.1
France	132	21.1	2.5	6.5	3.5	5.8	7.5	117.4	31.4	32.1	20.9	29.2	38.7
Germany	134	75.8	18.5	29.7	12.8	11.6	26.6	431.3	103.8	116.0	85.9	108.2	109.2
Greece	174	10.6	2.3	2.8	4.3	3.1	2.1	70.4	17.6	15.3	9.7	12.3	14.5
Ireland	178	2.2	2.0	0.1	0.1	0.1	0.1	456.2	177.8	132.0	209.7	19.6	391.1
Italy	136	74.4	16.3	20.8	18.4	17.4	18.1	197.7	53.6	55.9	47.6	74.1	64.4
Latvia	941	6.4	1.5	2.1	1.6	1.2	1.3	19.9	4.2	6.2	3.6	8.6	8.5
Lithuania	946	33.3	8.9	12.6	5.4	6.3	5.1	45.2	12.4	12.0	7.3	10.2	12.0
Luxembourg	137	....	....	....	0.0	0.0	0.0	2.6	0.3	0.6	0.3	0.5	0.4
Malta	181	0.3	....	0.1	0.5	0.9	0.1	1.9	0.4	0.2	0.5	0.3	0.3
Netherlands	138	43.6	9.4	7.9	6.3	9.6	9.7	128.2	36.6	36.5	28.4	33.4	69.8
Portugal	182	0.2	....	0.0	0.0	1.0	0.0	47.8	9.6	12.5	5.8	4.4	2.5
Slovak Republic	936	6.9	0.6	1.5	1.9	1.7	1.9	17.4	4.9	4.3	3.0	4.2	5.1
Slovenia	961	0.1	....	0.0	....	0.0	0.0	20.8	3.6	9.4	5.0	6.1	4.3
Spain	184	41.9	5.5	13.2	8.5	10.9	4.3	91.2	25.1	23.2	18.5	21.0	28.3
Australia	193	1.2	0.5	0.5	0.1	0.1	0.5	1.3	0.3	0.1	0.4	0.3	0.5
Canada	156	70.2	18.8	17.8	16.8	19.6	4.1	11.6	3.2	3.3	1.9	1,262.2	524.0
China,P.R.: Hong Kong	532	2.7	0.5	0.7	1.2	1.6	1.0	67.0	18.0	20.0	14.5	22.2	20.8
Czech Republic	935	13.4	4.1	3.8	3.6	2.8	1.6	56.5	13.6	17.1	11.0	15.8	22.1
Denmark	128	0.4	0.0	0.4	0.2	0.2	0.2	12.2	3.6	2.6	2.8	4.2	14.2
Iceland	176	....	....	....	....	0.0	....	5.0	0.6	2.6	1.2	0.2	2.2
Israel	436	5.6	1.6	2.1	1.1	1.5	1.2	22.5	4.2	4.9	2.9	3.2	2.1
Japan	158	3.3	1.2	0.5	0.1	0.3	1.1	206.0	40.3	44.1	40.2	36.7	65.1
Korea, Republic of	542	2.5	0.7	0.4	0.6	2.7	5.3	47.4	8.0	15.0	13.8	9.2	11.5
New Zealand	196	....	....	....	....	....	....	2.7	0.5	0.4	0.6	0.7	0.5
Norway	142	0.1	....	0.1	....	0.1	0.0	10.4	1.9	3.5	1.8	2.3	2.9
Singapore	576	6.8	1.3	1.5	2.3	3.5	1.8	11.6	3.1	1.4	1.2	2.9	7.2
Sweden	144	0.1	0.0	0.0	0.0	....	0.0	21.0	2.4	2.3	1.2	1.9	3.4
Switzerland	146	30.8	9.6	14.5	18.9	19.5	23.1	63.2	24.6	9.8	7.9	8.7	12.7
Taiwan Prov.of China	528	0.3	....	....	0.2	0.0	1.0	6.9	1.7	1.5	1.8	1.5	1.6
United Kingdom	112	21.5	3.5	4.6	1.6	4.5	4.9	90.0	26.4	22.7	30.1	47.9	37.3
United States	111	104.2	29.5	17.2	14.2	22.9	17.9	251.5	69.8	58.8	39.1	60.5	51.1
Emerg. & Dev. Economies	200	1,601.9	419.6	393.9	316.4	353.4	418.7	5,011.8	1,264.4	1,332.2	1,040.4	1,214.3	1,266.0
Emerg. & Dev. Asia	505	144.2	38.2	41.4	54.4	46.6	57.0	704.6	162.9	169.4	149.7	177.6	193.0
Bangladesh	513	....	....	....	....	....	0.0	0.7	0.2	0.2	0.2	0.3	0.4
Cambodia	522	0.0	....	....	0.0	....	0.0	0.0	....	0.0	0.0	....	....
China,P.R.: Mainland	924	125.8	31.8	38.5	49.7	39.8	49.5	587.0	133.4	139.3	119.1	140.0	153.7
F.T. French Polynesia	887	....	....	....	....	....	....	0.1	0.1	0.0	....	....	....
India	534	14.3	5.4	0.6	4.6	6.3	6.9	50.6	12.3	10.6	18.0	21.8	25.3
Indonesia	536	0.1	....	....	0.0	....	....	11.8	2.7	3.0	2.0	2.2	2.7
Malaysia	548	2.3	0.7	1.5	0.0	0.2	0.0	10.5	3.3	2.0	1.5	2.8	3.2
Mongolia	948	0.9	0.2	0.2	0.2	0.3	0.0	....	....	....	....	....	....
Nepal	558	....	....	....	....	....	....	0.0	....	....	0.0	0.0	....
Philippines	566	0.2	0.0	0.1	0.0	0.0	0.0	0.7	0.3	0.1	0.1	0.0	0.0
Sri Lanka	524	0.0	0.0	....	0.0	0.0	0.0	1.6	0.3	0.3	0.4	0.5	0.4
Thailand	578	0.0	....	....	....	....	0.1	20.2	4.8	4.5	1.8	4.4	5.8
Vietnam	582	0.5	0.0	0.5	....	0.0	0.5	21.5	5.4	9.4	6.5	5.7	1.7
Asia n.s.	598	....	....	....	....	....	....	0.0	....	0.0	....	....	....
Europe	170	1,304.8	348.1	316.8	219.2	258.9	313.6	3,819.8	933.7	1,058.2	803.0	934.7	969.7
Emerg. & Dev. Europe	903	465.3	135.0	107.0	90.4	93.4	113.3	1,851.4	473.6	485.5	370.8	508.1	457.8
Albania	914	0.2	....	0.1	....	....	0.2	0.1	....	0.1	0.0	....	....
Bosnia and Herzegovina	963	....	....	....	....	....	....	0.4	0.1	0.1	0.0	0.1	0.1

# Georgia (915)

In Millions of U.S. Dollars

		Exports (FOB)						Imports (CIF)					
		2015	2015Q3	2015Q4	2016Q1	2016Q2	2016Q3	2015	2015Q3	2015Q4	2016Q1	2016Q2	2016Q3
Bulgaria	918	214.2	64.1	48.4	35.5	31.0	49.1	167.6	53.8	42.0	19.1	34.4	37.0
Croatia	960	2.0	0.0	0.1	....	....	0.0	1.2	0.2	0.5	0.2	0.7	0.5
Faroe Islands	816	....	....	....	....	....	....	0.2	....	....	0.1	0.3	....
Gibraltar	823	6.4	....	1.0	0.5	2.9	0.7	0.1	0.0	....	....	....	....
Hungary	944	0.7	0.0	0.1	0.1	0.3	0.1	49.3	11.4	11.4	6.0	13.0	10.5
Macedonia, FYR	962	0.1	....	0.0	....	0.0	0.0	1.1	0.2	0.3	0.9	0.1	0.4
Poland	964	28.7	18.9	6.2	1.8	2.1	2.1	91.1	23.5	23.5	19.0	25.9	27.0
Romania	968	27.0	15.5	11.0	2.5	1.6	23.9	207.2	60.0	40.5	32.5	51.4	54.7
Serbia, Republic of	942	0.1	....	0.0	....	....	....	2.5	1.0	0.9	....	....	....
Turkey	186	186.0	36.5	40.2	50.0	55.6	37.0	1,330.7	323.5	366.1	292.2	380.7	325.5
<b>CIS</b>	<b>901</b>	<b>839.5</b>	<b>213.1</b>	<b>209.8</b>	<b>128.9</b>	<b>165.5</b>	<b>200.3</b>	<b>1,968.4</b>	<b>460.1</b>	<b>572.7</b>	<b>432.2</b>	<b>426.6</b>	<b>511.9</b>
Armenia	911	180.1	44.6	36.7	28.5	45.3	40.3	171.6	32.7	46.4	63.1	38.0	60.8
Azerbaijan, Rep. of	912	240.4	68.4	41.3	17.8	23.0	53.2	542.9	113.2	151.1	129.8	93.7	97.6
Belarus	913	20.5	5.0	5.5	3.5	3.5	5.4	20.8	5.5	5.4	6.1	8.4	33.0
Kazakhstan	916	45.0	11.9	12.3	6.4	8.8	10.8	22.2	3.3	7.5	4.1	4.7	9.0
Kyrgyz Republic	917	6.7	1.7	1.2	1.3	1.6	1.7	1.7	0.1	0.7	0.5	0.4	0.1
Moldova	921	6.5	1.9	1.0	0.3	0.6	0.5	10.2	2.2	2.6	2.3	1.5	2.7
Russian Federation	922	162.9	41.3	50.9	38.5	43.7	49.8	625.7	154.7	207.3	146.5	161.6	172.1
Tajikistan	923	4.4	0.8	0.7	0.4	0.4	2.8	0.0	0.0	0.0	....	....	....
Turkmenistan	925	16.1	5.3	5.3	2.6	2.6	2.4	111.2	42.9	29.7	6.0	14.2	25.7
Ukraine	926	59.9	12.8	20.2	13.2	13.4	19.6	455.1	104.7	120.4	71.6	101.2	109.1
Uzbekistan	927	97.1	19.4	34.7	16.5	22.5	13.8	7.0	1.0	1.5	2.3	2.9	1.7
<b>Mid East, N Africa, Pak</b>	<b>440</b>	<b>101.6</b>	<b>24.4</b>	<b>28.6</b>	<b>37.6</b>	<b>42.3</b>	<b>39.1</b>	<b>349.6</b>	<b>128.6</b>	<b>72.7</b>	<b>43.6</b>	<b>66.7</b>	<b>66.2</b>
Afghanistan, I.R. of	512	0.3	0.3	....	0.0	0.0	0.0	....	....	....	0.0	0.0	0.0
Algeria	612	0.3	0.0	....	....	0.3	0.2	0.0	....	....	....	0.0	....
Bahrain, Kingdom of	419	0.1	....	0.0	0.1	0.0	0.0	0.0	....	....	....	0.0	0.0
Djibouti	611	....	....	....	....	....	0.0	....	....	....	....	....	....
Egypt	469	3.7	0.1	2.3	6.5	4.0	4.5	7.2	1.3	0.8	0.9	1.2	1.0
Iran, I.R. of	429	35.8	10.1	9.5	6.0	10.0	13.2	91.9	29.2	21.4	14.6	22.6	27.5
Iraq	433	10.9	3.3	2.3	4.4	8.9	12.6	2.5	2.0	0.1	0.3	1.1	0.0
Jordan	439	7.4	5.8	1.4	....	0.3	0.0	0.3	0.0	0.1	0.0	0.1	0.1
Kuwait	443	0.0	0.0	0.0	0.1	0.0	0.0	0.2	0.0	....	0.0	0.0	0.0
Lebanon	446	5.3	1.8	0.6	0.1	0.4	0.0	1.9	0.6	1.0	0.0	1.3	0.1
Libya	672	2.4	0.1	0.3	....	0.1	0.3	....	....	....	....	....	....
Morocco	686	0.1	0.1	....	0.0	0.0	0.0	24.1	6.6	1.7	....	1.2	....
Oman	449	....	....	....	....	....	0.0	0.1	....	0.1	0.0	0.0	0.0
Pakistan	564	0.4	0.0	0.2	....	0.0	0.0	4.2	0.4	0.9	1.5	0.7	0.2
Qatar	453	0.0	0.0	....	0.5	0.0	0.0	0.0	0.0	0.0	0.1	0.0	0.0
Saudi Arabia	456	4.8	0.3	1.7	7.2	7.3	2.7	4.0	1.0	0.6	0.4	1.1	1.0
Sudan	732	0.0	0.0	0.0	....	0.0	0.0	0.0	....	....	0.0	....	0.0
Syrian Arab Republic	463	0.0	0.0	....	0.5	0.0	....	0.2	0.1	0.0	0.1	0.0	0.1
Tunisia	744	1.9	0.1	1.7	0.4	1.9	0.8	0.2	....	0.1	....	0.0	0.1
United Arab Emirates	466	28.1	2.4	8.4	11.8	9.0	4.5	212.9	87.4	45.8	25.6	37.2	36.0
<b>Sub-Saharan Africa</b>	<b>603</b>	<b>8.2</b>	<b>1.8</b>	<b>1.6</b>	<b>1.1</b>	<b>0.9</b>	<b>1.1</b>	<b>21.1</b>	<b>7.9</b>	<b>0.9</b>	<b>4.1</b>	<b>5.6</b>	<b>2.3</b>
Angola	614	3.0	0.6	1.3	0.6	....	0.6	....	....	....	....	....	....
Burkina Faso	748	....	....	....	....	....	....	0.1	....	....	....	....	....
Cameroon	622	....	....	....	....	....	0.0	0.0	....	....	0.0	....	....
Congo, Republic of	634	....	....	....	....	0.3	0.0	0.0	0.0	....	....	....	....
Côte d'Ivoire	662	0.0	....	0.0	....	....	....	0.1	....	0.1	....	....	....
Ethiopia	644	0.8	0.8	....	....	....	....	0.0	....	....	....	....	....
Gabon	646	....	....	....	....	....	0.0	11.0	0.5	0.3	....	5.1	0.8
Ghana	652	0.0	....	0.0	0.0	0.0	0.0	....	....	....	....	....	....
Guinea	656	0.1	0.1	....	....	....	....	....	....	....	....	....	....
Kenya	664	0.0	0.0	....	....	0.0	0.1	0.1	....	....	0.0	0.0	0.0
Madagascar	674	....	....	....	....	....	....	....	....	....	....	....	0.0
Malawi	676	0.0	0.0	....	....	....	....	0.1	....	....	0.0	....	0.0
Niger	692	0.0	0.0	....	....	....	....	0.0	....	....	....	....	....
Nigeria	694	0.1	0.0	0.0	0.0	0.0	0.0	0.0	....	0.0	0.0	0.0	0.0
Senegal	722	0.2	0.2	0.0	....	....	....	....	....	....	....	....	....
Seychelles	718	....	....	....	....	....	....	0.7	0.0	....	....	....	0.1



# Georgia (915)

In Millions of U.S. Dollars

		Exports (FOB)						Imports (CIF)					
		2015	2015Q3	2015Q4	2016Q1	2016Q2	2016Q3	2015	2015Q3	2015Q4	2016Q1	2016Q2	2016Q3
Sierra Leone	724	....	....	....	....	....	....	0.1	....	....	....	....	....
South Africa	199	0.0	0.0	0.0	0.1	0.0	0.0	8.8	7.3	0.5	4.0	0.5	1.3
Tanzania	738	0.1	0.1	0.1	0.2	0.4	0.2	0.1	....	0.0	0.0	....	....
Uganda	746	0.0	0.0	....	0.0	0.0	0.0	0.0	....	....	....	....	....
Zambia	754	....	....	....	....	....	....	0.0	0.0	....	....	....	....
Zimbabwe	698	3.8	....	0.2	0.2	0.1	0.1	....	....	....	....	....	....
<b>Western Hemisphere</b>	205	<b>43.0</b>	<b>7.2</b>	<b>5.5</b>	<b>4.0</b>	<b>4.7</b>	<b>8.0</b>	<b>116.6</b>	<b>31.4</b>	<b>31.1</b>	<b>40.1</b>	<b>29.7</b>	<b>34.7</b>
Argentina	213	1.6	....	....	....	....	....	3.2	0.9	0.7	0.3	0.3	1.2
Belize	339	0.0	....	0.0	....	....	....	0.9	0.8	0.1	0.0	0.0	0.1
Brazil	223	19.9	0.8	0.8	....	0.1	0.1	71.1	21.3	23.6	34.4	20.9	12.6
Chile	228	2.6	0.7	0.6	0.4	0.2	1.2	3.0	0.2	0.3	0.2	3.8	10.6
Colombia	233	2.7	0.5	1.2	1.2	0.5	0.5	4.8	3.7	....	0.0	0.0	0.0
Costa Rica	238	1.4	1.4	....	....	0.0	0.0	0.1	....	0.1	0.1	0.1	0.0
Ecuador	248	2.3	....	0.8	....	....	....	15.4	2.7	4.7	4.3	3.4	2.9
Guatemala	258	2.4	1.7	0.5	0.1	0.1	0.0	....	....	....	....	....	....
Jamaica	343	0.0	0.0	....	0.0	....	....	0.0	0.0	....	....	....	....
Mexico	273	0.3	....	0.0	0.7	2.4	5.1	2.4	0.7	0.7	0.4	0.8	0.6
Panama	283	2.4	0.6	0.6	0.7	0.6	0.8	0.2	....	0.1	0.0	0.1	0.1
Paraguay	288	....	....	....	....	....	....	0.9	0.1	0.1	....	....	0.1
Peru	293	2.6	0.5	0.9	0.8	0.5	0.2	12.3	0.7	....	....	0.0	6.3
Suriname	366	....	....	....	....	....	....	....	....	....	....	0.0	0.1
Trinidad and Tobago	369	4.2	0.8	....	....	....	....	....	....	....	....	....	....
Uruguay	298	0.5	0.1	0.1	0.1	0.2	0.0	1.7	0.3	0.8	0.2	0.3	0.1
Western Hem. n.s.	399	....	....	....	....	....	....	0.4	0.0	....	....	....	0.0
<b>Other Countries n.i.e</b>	910	<b>0.2</b>	<b>0.0</b>	<b>0.0</b>	<b>....</b>	<b>0.0</b>	<b>....</b>	<b>3.3</b>	<b>0.3</b>	<b>1.1</b>	<b>0.0</b>	<b>0.0</b>	<b>0.0</b>
Cuba	928	0.1	0.0	0.0	....	0.0	....	0.2	0.0	0.1	0.0	0.0	0.0
Korea, Dem. People's Rep.	954	0.1	....	....	....	....	....	3.1	0.2	1.0	....	....	....
<b>Memorandum Items</b>													
Africa	605	10.5	2.0	3.3	1.5	3.1	2.2	45.3	14.5	2.7	4.1	6.9	2.4
Middle East	405	98.5	23.8	26.6	37.2	40.0	38.0	321.1	121.6	69.9	42.1	64.7	65.9
European Union	998	646.5	177.9	175.8	110.8	115.1	162.9	2,518.6	727.3	664.7	601.9	567.6	997.5
Export earnings: fuel	080	559.0	144.9	135.3	97.0	114.6	151.0	1,644.7	440.5	468.6	331.8	344.8	372.8
Export earnings: nonfuel	092	1,644.6	417.9	423.9	345.8	390.9	412.5	6,079.7	1,578.8	1,576.8	1,361.1	2,722.3	2,463.3

# Germany (134)

In Millions of U.S. Dollars

		Exports (FOB)						Imports (CIF)					
		2015	2015Q3	2015Q4	2016Q1	2016Q2	2016Q3	2015	2015Q3	2015Q4	2016Q1	2016Q2	2016Q3
IFS World		1,323,691.4	333,410.4	328,795.5	324,618.0	347,177.0	333,320.5	1,052,923.5	264,811.8	262,387.5	259,725.1	267,545.0	262,642.9
World	001	1,326,205.7	334,013.2	329,489.8	325,741.1	347,896.1	333,839.8	1,051,131.8	264,283.3	261,931.2	259,172.6	267,142.2	262,304.4
Advanced Economies	110	944,645.2	236,265.9	234,667.1	234,925.7	245,852.6	235,538.6	747,549.8	186,671.5	186,983.0	184,828.4	191,982.5	185,193.6
Euro Area	163	481,459.0	118,148.8	119,428.7	121,495.6	127,844.4	120,088.0	472,840.7	118,036.2	117,532.6	117,178.9	122,690.6	117,388.5
Austria	122	64,556.7	16,548.3	16,233.4	16,108.9	17,080.4	16,756.3	44,279.1	11,330.9	10,956.8	11,229.1	11,744.2	11,640.0
Belgium	124	45,369.3	11,007.4	10,957.0	11,576.2	12,192.3	11,337.2	62,925.5	16,046.2	15,076.5	16,351.2	16,942.6	15,620.2
Cyprus	423	611.6	172.0	148.9	146.1	172.5	267.2	164.2	40.9	36.3	49.0	52.7	43.5
Estonia	939	1,762.0	460.3	418.7	446.3	488.5	456.4	649.0	159.0	158.1	170.4	178.2	173.8
Finland	172	9,955.4	2,505.6	2,397.1	2,494.9	2,668.4	2,498.3	9,323.6	2,760.0	2,221.5	2,012.3	2,078.0	2,518.3
France	132	114,041.1	26,611.5	28,210.6	28,723.9	29,109.2	26,868.0	79,611.1	18,758.2	19,992.0	19,779.5	20,617.1	18,461.1
Greece	174	5,166.8	1,125.8	1,310.5	1,351.9	1,461.7	1,333.5	1,982.0	504.7	491.6	493.0	534.8	524.9
Ireland	178	6,485.6	1,592.2	1,678.6	1,665.9	1,709.2	1,494.9	11,124.5	2,764.5	2,979.1	2,815.6	2,672.6	2,796.3
Italy	136	64,304.4	15,461.0	15,932.7	16,919.4	17,922.7	16,371.2	54,856.3	13,735.8	13,676.1	13,942.6	14,998.4	14,431.9
Latvia	941	1,794.5	478.3	441.2	422.5	502.8	467.9	716.7	191.3	171.8	183.0	181.7	215.9
Lithuania	946	3,064.6	810.9	736.3	751.4	1,013.1	855.8	1,836.6	453.4	459.8	449.5	493.0	467.4
Luxembourg	137	5,870.5	1,447.3	1,401.6	1,388.6	1,572.2	1,470.6	4,504.8	1,158.1	1,177.7	1,140.9	1,179.1	1,151.2
Malta	181	736.6	167.1	248.7	222.1	139.9	139.9	413.9	102.0	103.7	140.2	130.2	118.2
Netherlands	138	87,825.7	22,592.6	21,855.3	21,292.2	22,255.3	22,310.7	143,056.6	35,920.2	35,361.7	34,090.3	34,976.1	34,831.0
Portugal	182	8,345.7	1,992.3	2,014.4	2,141.8	2,349.6	2,127.6	5,960.2	1,554.3	1,430.5	1,453.3	1,615.1	1,600.2
Slovak Republic	936	13,562.9	3,507.6	3,337.3	3,505.3	3,688.8	3,429.4	16,147.2	4,118.5	4,125.2	3,962.1	4,430.9	4,153.0
Slovenia	961	5,044.7	1,214.4	1,253.5	1,278.9	1,375.5	1,307.7	5,865.8	1,478.8	1,504.4	1,462.6	1,620.1	1,573.3
Spain	184	42,961.1	10,454.2	10,852.8	11,059.4	12,142.3	10,595.3	29,423.6	6,959.7	7,609.8	7,454.1	8,245.7	7,068.3
Australia	193	9,446.6	2,496.9	2,382.5	2,240.2	2,545.6	2,630.6	1,439.2	410.9	361.7	441.9	527.4	338.9
Canada	156	11,087.7	2,766.8	2,705.2	2,621.8	2,833.3	2,642.7	3,504.4	910.5	1,022.0	879.5	928.3	966.3
China,P.R.: Hong Kong	532	6,522.9	1,692.0	1,616.7	1,485.7	1,567.9	1,749.5	1,867.3	531.4	444.1	472.9	405.3	422.3
China,P.R.: Macao	546	303.8	30.4	158.7	93.1	30.3	27.8	42.6	13.0	9.9	11.3	10.4	10.0
Czech Republic	935	40,469.6	10,291.0	10,283.6	10,142.5	11,179.8	10,466.2	46,755.2	11,707.3	12,449.7	12,215.6	12,759.4	12,068.0
Denmark	128	19,507.8	4,836.1	4,939.3	4,958.7	5,268.2	4,948.1	14,967.3	3,856.4	3,895.0	3,643.3	3,728.2	3,664.0
Iceland	176	432.6	110.3	114.9	124.4	157.7	195.7	133.8	28.3	34.2	25.1	28.6	20.8
Israel	436	4,471.5	1,021.0	1,399.9	1,120.1	1,100.4	1,097.2	1,381.4	321.2	316.5	349.1	347.9	309.0
Japan	158	19,152.9	5,008.1	4,830.2	4,728.4	5,012.9	5,487.2	15,486.0	3,923.1	3,833.9	4,093.1	4,313.0	4,393.4
Korea, Republic of	542	19,940.9	5,066.5	5,233.8	4,396.2	5,054.1	4,710.6	7,268.6	1,979.2	1,798.7	1,714.9	1,752.6	1,681.5
New Zealand	196	1,207.5	328.4	278.5	260.3	309.5	328.7	509.9	130.2	106.6	140.5	163.0	129.5
Norway	142	8,934.7	2,140.5	2,125.7	2,155.9	2,710.1	2,330.5	16,497.8	4,137.2	3,847.3	3,091.6	2,754.8	3,317.4
San Marino	135	46.8	9.2	9.0	13.6	13.2	10.3	9.3	2.1	2.0	3.3	3.2	3.3
Singapore	576	7,253.5	1,877.6	1,798.3	1,726.0	1,959.0	1,901.1	2,711.8	675.6	659.0	676.1	667.9	671.6
Sweden	144	25,557.9	6,179.7	6,601.3	6,667.8	7,272.0	6,520.1	15,690.4	3,952.9	3,798.1	3,951.2	4,180.8	3,941.6
Switzerland	146	54,976.3	13,650.4	13,598.1	13,639.8	14,234.0	14,465.5	44,315.2	10,788.4	11,458.8	11,184.6	11,645.0	11,525.6
Taiwan Prov.of China	528	8,215.4	2,258.2	1,738.8	1,930.3	2,115.8	2,204.8	7,325.6	1,854.1	1,827.9	1,888.9	1,921.0	1,925.3
United Kingdom	112	98,716.7	25,207.7	23,933.6	25,218.5	24,689.2	24,049.3	44,756.4	11,309.5	10,843.6	10,741.9	10,881.3	10,451.4
United States	111	126,938.5	33,145.6	31,489.4	29,906.3	29,954.2	29,683.9	50,045.7	12,103.6	12,741.1	12,124.4	12,273.2	11,964.9
Vatican	187	2.5	0.7	0.8	0.5	0.9	0.9	1.3	0.2	0.3	0.3	0.4	0.3
Emerg. & Dev. Economies	200	377,978.3	96,776.3	93,978.8	90,151.2	101,022.4	97,351.0	303,550.5	77,603.7	74,940.4	74,333.7	75,146.3	77,098.8
Emerg. & Dev. Asia	505	110,865.3	28,162.4	27,107.9	26,282.1	29,711.2	29,873.9	114,250.8	30,339.5	28,007.1	29,603.3	27,599.2	29,427.8
American Samoa	859	0.1	0.0	0.0	0.0	0.0	0.0	0.0	0.0	....	....	....	....
Bangladesh	513	705.5	196.6	157.9	219.8	192.5	180.8	3,962.7	1,121.4	882.4	1,058.8	908.3	1,117.8
Bhutan	514	59.1	1.9	0.7	1.0	1.6	1.9	47.4	39.1	3.1	0.1	1.2	0.3
Brunei Darussalam	516	168.3	110.4	22.8	15.0	26.0	13.0	1.5	0.4	0.1	0.7	0.1	0.1
Cambodia	522	133.4	44.8	49.4	22.3	37.9	19.1	1,075.8	302.1	261.1	297.4	243.0	292.6
China,P.R.: Mainland	924	79,730.4	20,064.8	19,483.0	19,196.2	21,856.1	21,798.3	76,685.3	20,467.2	19,088.0	19,751.7	18,203.3	19,787.6
Fiji	819	8.6	1.8	3.2	1.4	2.8	3.4	2.5	0.8	0.5	0.5	0.5	0.5
F.T. French Polynesia	887	30.1	7.8	6.3	7.2	8.4	9.9	3.8	1.5	0.6	0.6	0.7	0.8
F.T. New Caledonia	839	62.7	13.6	13.8	13.0	15.7	10.8	1.0	0.2	0.3	0.4	0.3	0.1
Guam	829	4.2	0.7	1.1	2.0	0.9	0.9	0.1	0.0	0.0	0.2	....	0.0
India	534	10,761.7	2,751.6	2,584.8	2,504.2	2,782.1	2,764.7	6,996.3	1,765.8	1,592.6	1,847.6	1,800.4	1,772.8
Indonesia	536	2,938.2	737.0	738.4	587.5	674.1	710.5	3,459.9	847.1	820.3	899.5	811.1	756.1
Kiribati	826	0.1	0.0	0.1	0.0	0.0	0.0	0.0	0.0	0.0	0.0	0.0	0.0
Lao People's Dem.Rep	544	45.5	12.3	16.5	9.9	5.3	11.0	80.3	18.1	18.3	23.1	19.2	21.2
Malaysia	548	5,341.0	1,356.9	1,244.2	1,261.8	1,360.3	1,393.2	6,121.3	1,569.4	1,454.6	1,510.5	1,586.2	1,596.9
Maldives	556	35.1	8.2	12.2	11.0	8.5	9.4	24.4	5.6	6.6	7.1	8.0	3.4

# Germany (134)

In Millions of U.S. Dollars

		Exports (FOB)						Imports (CIF)					
		2015	2015Q3	2015Q4	2016Q1	2016Q2	2016Q3	2015	2015Q3	2015Q4	2016Q1	2016Q2	2016Q3
Marshall Islands	867	649.7	304.8	139.9	34.1	21.0	93.1	11.3	0.0	0.0	0.0	0.0	0.0
Micronesia	868	0.1	0.0	0.0	0.0	0.0	....	0.0	0.0	0.0	0.0	....	0.0
Mongolia	948	102.7	26.9	24.4	24.0	27.4	31.3	9.3	3.2	1.9	1.2	2.5	3.3
Myanmar	518	162.8	60.5	42.2	40.7	37.4	40.4	207.1	72.2	56.0	67.7	55.4	93.6
Nauru	836	0.0	0.0	....	....	0.0	....	....	....	....	....	....	....
Nepal	558	167.2	12.7	7.0	6.9	9.5	8.0	34.6	9.1	9.4	6.5	8.3	8.2
Palau	565	0.3	0.0	0.3	0.0	0.0	....	0.0	0.0	0.0	0.0	0.0	0.0
Papua New Guinea	853	35.5	8.1	6.0	6.6	4.6	11.3	314.5	128.0	54.6	45.3	41.8	46.7
Philippines	566	2,376.5	493.5	480.7	552.5	579.2	550.4	2,851.2	717.4	657.6	651.9	645.6	644.3
Samoa	862	1.0	0.2	0.6	0.0	1.2	0.1	0.2	0.0	0.0	....	0.1	0.1
Solomon Islands	813	0.7	0.1	0.3	0.6	0.1	0.1	0.4	0.4	....	0.0	2.5	....
Sri Lanka	524	315.4	72.3	103.7	88.4	87.7	87.5	470.3	126.4	105.8	129.4	121.2	134.0
Thailand	578	4,487.5	1,135.6	1,191.9	1,118.2	1,295.1	1,315.0	4,483.4	1,181.7	1,138.0	1,205.0	1,150.4	1,189.7
Timor-Leste	537	0.8	0.2	0.0	0.0	0.0	0.0	3.4	0.1	0.6	0.7	0.5	0.2
Tonga	866	0.8	0.2	0.3	0.0	0.2	0.2	0.0	....	0.0	0.0	0.0	....
Tuvalu	869	0.1	....	0.0	....	0.0	0.0	0.0	0.0	....	0.0	....	....
Vanuatu	846	0.9	0.2	0.1	0.1	0.4	0.3	0.0	0.0	....	0.0	0.0	0.0
Vietnam	582	2,533.0	737.8	773.5	557.0	673.7	807.7	7,396.3	1,961.3	1,852.9	2,095.5	1,986.6	1,955.6
Asia n.s.	598	6.3	1.2	2.4	0.7	1.3	1.5	6.7	0.9	1.4	1.9	1.9	1.9
<b>Europe</b>	170	<b>164,800.5</b>	<b>42,284.2</b>	<b>41,057.4</b>	<b>40,924.0</b>	<b>44,631.7</b>	<b>43,775.1</b>	<b>151,283.5</b>	<b>37,689.5</b>	<b>37,910.9</b>	<b>36,669.7</b>	<b>38,533.4</b>	<b>38,725.6</b>
<b>Emerg. &amp; Dev. Europe</b>	903	<b>131,999.2</b>	<b>33,533.3</b>	<b>33,007.1</b>	<b>33,703.1</b>	<b>36,347.1</b>	<b>34,726.8</b>	<b>112,764.7</b>	<b>28,493.3</b>	<b>28,853.2</b>	<b>28,819.5</b>	<b>30,524.1</b>	<b>30,070.4</b>
Albania	914	222.8	49.3	71.2	63.6	114.3	89.1	50.4	17.4	12.5	13.4	13.4	15.0
Bosnia and Herzegovina	963	900.3	237.0	211.0	218.4	234.5	235.6	579.5	147.3	146.8	147.9	157.6	149.5
Bulgaria	918	3,827.1	917.3	937.9	921.9	982.5	1,013.2	3,110.8	756.2	740.0	820.7	825.1	861.1
Croatia	960	2,919.3	728.0	751.3	807.2	851.5	805.8	1,282.1	348.7	355.1	358.4	392.1	355.5
Faroe Islands	816	42.5	15.6	7.4	10.3	9.1	14.7	18.1	5.7	1.3	6.5	1.7	4.9
Gibraltar	823	21.4	6.9	5.5	4.2	7.3	5.1	4.0	1.7	0.2	0.4	0.4	0.6
Hungary	944	24,199.1	6,150.3	5,939.7	6,166.9	6,748.9	6,361.7	26,124.9	6,596.9	6,521.9	6,439.9	7,263.4	7,000.5
Kosovo	967	172.3	45.4	46.3	43.3	52.9	54.1	12.2	4.0	3.4	2.8	4.1	4.5
Macedonia, FYR	962	945.2	239.2	277.3	262.0	286.8	251.4	1,880.4	484.7	485.4	513.3	511.1	526.3
Montenegro	943	84.6	24.2	20.4	19.9	70.6	35.7	21.5	5.3	5.2	5.0	3.4	3.4
Poland	964	57,849.5	14,712.0	14,759.5	14,788.8	15,533.5	15,366.4	52,650.6	13,245.8	13,741.2	13,220.3	13,775.4	13,763.3
Romania	968	13,553.2	3,488.8	3,555.7	3,596.9	3,860.5	3,854.4	11,269.0	2,878.1	2,815.9	3,003.1	3,343.5	3,468.9
Serbia, Republic of	942	2,163.6	613.5	515.4	559.9	624.4	579.6	1,509.9	420.0	393.4	421.8	477.9	437.1
Turkey	186	25,098.2	6,305.7	5,908.7	6,239.7	6,970.2	6,059.9	14,251.2	3,581.5	3,631.1	3,865.9	3,755.0	3,479.9
<b>CIS</b>	901	<b>32,764.6</b>	<b>8,739.5</b>	<b>8,041.8</b>	<b>7,210.5</b>	<b>8,274.5</b>	<b>9,037.5</b>	<b>38,518.2</b>	<b>9,196.0</b>	<b>9,057.4</b>	<b>7,847.6</b>	<b>8,008.9</b>	<b>8,654.1</b>
Armenia	911	163.9	49.7	39.0	43.7	41.7	46.1	145.4	34.5	36.6	29.6	33.9	30.3
Azerbaijan, Rep. of	912	747.8	165.6	117.6	71.1	92.1	102.3	2,417.7	585.5	432.2	402.0	473.4	458.0
Belarus	913	1,411.8	386.5	318.5	266.1	330.6	325.9	728.2	165.6	118.0	120.9	127.8	121.7
Georgia	915	396.8	103.0	101.2	78.1	90.4	104.4	93.1	18.1	31.4	14.3	16.3	25.1
Kazakhstan	916	1,363.9	357.3	282.8	250.6	310.4	315.3	3,069.2	657.8	735.8	677.9	767.3	810.8
Kyrgyz Republic	917	56.3	12.5	10.1	10.1	20.2	12.3	14.3	3.6	3.9	3.6	7.0	3.3
Moldova	921	316.6	77.4	77.7	71.7	84.0	81.8	152.2	37.1	38.4	36.4	36.1	37.6
Russian Federation	922	24,025.2	6,468.6	5,960.0	5,267.8	6,014.6	6,746.5	30,377.5	7,335.8	7,292.7	6,145.6	6,127.3	6,780.4
Tajikistan	923	48.7	6.5	16.5	5.2	7.1	12.9	2.0	0.8	0.1	0.3	0.3	0.1
Turkmenistan	925	335.2	100.6	80.3	60.4	156.5	95.9	10.3	3.0	2.6	11.0	17.6	2.3
Ukraine	926	3,430.9	900.7	910.7	953.8	1,006.2	1,068.6	1,489.9	348.9	360.7	399.7	397.2	379.6
Uzbekistan	927	467.4	111.0	127.5	131.7	120.7	125.6	18.5	5.4	4.9	6.4	4.7	4.9
Europe n.s.	884	36.7	11.3	8.5	10.4	10.1	10.9	0.6	0.2	0.3	2.6	0.4	1.1
<b>Mid East, N Africa, Pak</b>	440	<b>49,724.0</b>	<b>12,648.7</b>	<b>13,205.5</b>	<b>11,764.7</b>	<b>13,407.3</b>	<b>10,958.9</b>	<b>11,601.0</b>	<b>2,931.4</b>	<b>2,737.5</b>	<b>2,204.3</b>	<b>2,315.6</b>	<b>2,490.8</b>
Afghanistan, I.R. of	512	89.6	13.5	17.1	11.4	14.0	16.0	8.8	2.0	1.4	1.4	6.1	3.5
Algeria	612	2,657.8	531.7	703.3	1,114.9	760.7	645.3	1,715.8	382.3	333.1	227.7	327.8	348.7
Bahrain, Kingdom of	419	455.4	98.1	97.0	84.0	94.8	100.9	17.5	4.7	3.5	5.8	5.4	4.8
Djibouti	611	20.5	5.3	6.0	7.8	5.1	6.2	0.1	0.0	0.0	0.2	0.3	0.4
Egypt	469	3,676.5	869.0	944.3	1,134.9	1,375.6	1,073.2	1,805.8	561.3	340.5	240.1	289.1	295.8
Iran, I.R. of	429	2,270.0	532.0	650.4	550.2	720.3	709.7	351.2	65.9	80.1	94.6	72.1	80.4
Iraq	433	1,101.3	230.2	246.7	182.8	204.2	172.3	497.7	167.2	252.2	107.6	159.3	176.9
Jordan	439	896.0	202.9	227.3	189.5	213.4	191.0	27.1	6.0	5.1	4.9	5.7	6.3
Kuwait	443	1,459.6	332.9	392.1	399.7	414.9	369.0	64.9	31.9	26.8	2.5	12.2	2.2
Lebanon	446	909.3	227.4	214.4	221.0	247.2	227.7	51.1	10.1	13.5	13.6	23.1	8.3

# Germany (134)

In Millions of U.S. Dollars

		Exports (FOB)						Imports (CIF)					
		2015	2015Q3	2015Q4	2016Q1	2016Q2	2016Q3	2015	2015Q3	2015Q4	2016Q1	2016Q2	2016Q3
Libya	672	388.3	118.6	71.0	74.1	110.8	64.4	1,335.1	300.5	341.6	147.8	92.8	114.6
Mauritania	682	93.8	22.0	16.7	22.7	18.4	14.2	38.6	9.4	10.8	4.7	5.3	0.1
Morocco	686	2,092.2	457.8	521.1	531.8	650.2	530.5	744.1	160.8	175.0	205.5	183.5	171.2
Oman	449	1,036.3	261.1	288.4	215.4	275.5	215.2	37.7	10.7	9.7	7.5	8.7	7.0
Pakistan	564	1,124.5	259.8	351.3	255.3	293.7	324.6	1,380.8	359.4	313.6	367.8	337.6	371.2
Qatar	453	2,362.0	643.9	745.9	637.8	726.7	757.1	169.8	57.6	29.2	86.1	60.7	39.0
Saudi Arabia	456	10,954.6	2,746.7	2,736.0	2,172.0	2,109.4	1,828.4	772.2	163.5	200.9	52.3	61.1	220.5
Somalia	726	16.5	1.7	8.0	3.7	0.9	3.5	0.7	0.3	0.3	0.2	0.2	0.5
Sudan	732	187.4	41.5	35.9	39.8	40.8	57.5	20.0	3.3	5.6	3.9	5.9	3.5
Syrian Arab Republic	463	67.9	14.8	17.3	11.0	14.7	12.3	11.4	4.4	2.8	3.7	4.3	2.8
Tunisia	744	1,510.3	364.8	376.2	380.7	445.0	359.9	1,622.0	414.6	381.2	400.7	410.6	428.7
United Arab Emirates	466	16,127.0	4,629.6	4,502.7	3,453.4	4,611.0	3,238.8	925.2	215.3	210.2	225.4	243.3	204.0
West Bank and Gaza	487	68.2	19.0	15.9	23.5	26.9	24.5	0.8	0.2	0.2	0.3	0.2	0.1
Yemen, Republic of	474	159.0	24.4	20.3	47.4	33.0	16.9	2.4	0.1	0.0	0.0	0.5	0.4
<b>Sub-Saharan Africa</b>	<b>603</b>	<b>15,851.8</b>	<b>4,284.7</b>	<b>3,557.3</b>	<b>3,362.4</b>	<b>3,806.0</b>	<b>3,797.1</b>	<b>10,132.8</b>	<b>2,527.3</b>	<b>2,277.8</b>	<b>2,346.8</b>	<b>2,618.1</b>	<b>2,365.2</b>
Angola	614	370.4	95.4	93.3	60.0	57.1	62.9	84.3	8.3	6.1	9.6	21.5	34.0
Benin	638	74.4	18.7	15.3	12.3	20.3	9.0	1.1	0.6	0.0	0.0	0.4	0.0
Botswana	616	82.7	26.6	14.6	19.7	21.5	22.9	0.5	0.1	0.1	0.1	0.2	0.1
Burkina Faso	748	50.9	12.3	13.6	14.3	15.2	13.2	16.4	3.2	8.1	5.7	10.4	10.4
Burundi	618	8.0	2.0	1.8	2.6	5.8	2.7	14.6	3.4	3.8	2.3	2.2	0.9
Cabo Verde	624	6.8	1.7	1.8	1.6	2.2	2.2	0.6	0.2	0.4	0.1	0.0	0.0
Cameroon	622	168.8	38.1	33.0	35.6	34.0	47.5	43.0	12.2	13.0	13.4	10.2	11.4
Central African Rep.	626	10.6	1.4	5.9	1.9	1.8	2.0	0.3	0.0	0.1	0.1	0.0	0.0
Chad	628	19.5	4.5	4.4	6.3	6.2	5.2	3.5	1.4	1.8	0.6	1.1	0.4
Comoros	632	1.4	0.4	0.3	4.8	0.5	0.4	3.1	0.4	1.0	1.2	1.5	0.2
Congo, Dem. Rep. of	636	163.6	52.7	37.4	19.8	29.2	24.0	53.4	14.1	18.3	16.7	34.9	39.4
Congo, Republic of	634	153.3	63.4	20.8	42.8	16.2	16.4	12.4	2.0	5.7	2.8	6.3	4.7
Côte d'Ivoire	662	168.6	39.2	38.9	55.7	51.8	52.3	677.0	85.3	120.7	170.6	292.6	118.4
Equatorial Guinea	642	29.9	8.2	5.9	5.1	4.4	4.4	61.7	1.9	0.0	0.0	0.1	25.3
Eritrea	643	15.7	6.7	5.2	4.8	1.8	1.4	6.2	6.2	0.0	0.0	0.0	....
Ethiopia	644	336.4	74.9	103.8	92.2	97.0	115.8	185.6	47.9	45.6	44.7	42.9	57.6
Gabon	646	59.4	14.5	14.9	10.8	12.9	8.7	19.3	5.4	11.7	6.3	0.8	1.4
Gambia, The	648	11.3	2.5	3.1	2.6	2.4	2.2	0.6	0.2	0.0	0.0	0.0	0.0
Ghana	652	291.3	64.2	72.2	86.6	106.2	72.5	231.7	63.8	56.7	50.3	54.4	42.1
Guinea	656	96.2	21.7	27.0	16.6	28.1	33.2	135.0	34.3	31.3	30.6	25.4	22.8
Guinea-Bissau	654	2.8	0.7	0.8	0.4	0.6	1.2	0.0	....	0.0	5.6	....	....
Kenya	664	405.0	92.4	92.6	101.9	94.5	82.9	148.4	37.5	32.2	30.1	45.2	34.8
Lesotho	666	6.0	2.0	0.5	0.3	0.6	0.6	1.6	0.8	0.5	0.4	0.5	0.8
Liberia	668	332.2	76.0	55.3	17.5	92.9	45.9	13.5	4.9	3.3	36.4	15.5	8.4
Madagascar	674	40.3	10.9	8.5	7.4	8.5	9.3	128.4	63.3	27.7	43.1	33.7	56.1
Malawi	676	21.6	4.1	2.9	3.5	6.3	4.6	46.8	8.7	16.2	10.6	11.0	7.8
Mali	678	130.4	31.7	42.0	29.1	30.1	39.8	1.3	0.2	0.0	0.2	0.7	0.2
Mauritius	684	97.2	25.1	26.2	27.4	39.9	32.8	19.6	4.9	5.4	5.4	6.5	7.4
Mozambique	688	133.7	27.3	62.4	17.8	16.3	12.8	29.0	6.8	5.8	7.6	5.9	4.2
Namibia	728	90.5	22.8	21.1	19.5	18.2	23.5	149.1	50.9	41.7	8.4	28.1	29.2
Niger	692	34.2	6.6	6.1	5.7	4.5	8.0	0.1	0.0	0.0	0.1	0.0	0.0
Nigeria	694	1,136.3	321.2	280.6	169.4	227.7	207.2	2,108.0	496.9	402.0	500.9	303.7	235.5
Rwanda	714	39.7	10.3	15.0	9.3	15.5	11.3	25.0	3.9	6.0	4.3	2.4	3.9
São Tomé & Príncipe	716	0.6	0.1	0.2	0.2	0.3	0.1	....	....	....	0.0	....	....
Senegal	722	111.1	36.0	24.3	24.4	40.4	32.5	7.6	2.0	1.9	2.8	0.9	4.2
Seychelles	718	15.3	3.5	4.3	3.1	4.2	5.8	3.5	0.8	1.4	0.7	0.5	0.8
Sierra Leone	724	30.4	5.5	7.5	5.6	8.6	4.3	10.0	1.8	4.0	2.1	0.4	0.1
South Africa	199	10,690.9	2,940.5	2,298.5	2,327.9	2,554.6	2,679.7	5,588.3	1,475.4	1,330.1	1,256.4	1,594.2	1,536.7
South Sudan, Rep. of	733	10.1	5.2	2.4	1.2	2.3	1.6	0.1	0.0	0.0	0.1	0.1	0.1
Swaziland	734	9.9	1.7	3.4	1.7	1.8	1.8	1.3	0.4	0.3	0.6	0.6	0.7
Tanzania	738	132.6	44.5	30.2	39.3	47.7	34.8	157.5	39.3	42.5	34.9	28.0	31.9
Togo	742	58.2	18.0	13.4	9.1	14.6	10.6	8.2	3.0	0.5	1.9	0.7	0.4
Uganda	746	89.3	25.7	22.3	20.5	33.8	25.7	99.6	24.8	25.2	21.1	23.7	26.7
Zambia	754	63.4	13.2	13.5	17.7	14.6	13.9	12.3	3.2	2.4	2.2	4.8	1.4
Zimbabwe	698	50.3	10.3	10.2	5.8	12.7	7.3	23.5	7.2	4.6	15.9	6.3	4.6

# Germany (134)

In Millions of U.S. Dollars

		Exports (FOB)						Imports (CIF)					
		2015	2015Q3	2015Q4	2016Q1	2016Q2	2016Q3	2015	2015Q3	2015Q4	2016Q1	2016Q2	2016Q3
Africa n.s.	799	0.3	0.0	0.1	0.1	0.1	0.0	....	....	....	....	....	....
<b>Western Hemisphere</b>	205	<b>36,736.6</b>	<b>9,396.4</b>	<b>9,050.7</b>	<b>7,817.9</b>	<b>9,466.1</b>	<b>8,946.0</b>	<b>16,282.4</b>	<b>4,116.0</b>	<b>4,007.0</b>	<b>3,509.5</b>	<b>4,080.0</b>	<b>4,089.3</b>
Anguilla	312	4.0	2.0	1.9	1.2	0.1	0.0	0.0	0.0	0.0	0.0	0.0	....
Antigua and Barbuda	311	17.2	5.4	6.5	5.6	2.4	3.2	0.1	0.0	0.0	17.6	0.0	0.2
Argentina	213	2,935.0	765.1	675.7	721.9	753.2	759.3	1,365.4	427.5	356.5	424.6	256.8	304.2
Aruba	314	11.0	1.6	2.2	3.5	2.2	2.7	0.9	0.1	0.1	0.1	0.1	0.0
Bahamas, The	313	46.1	6.9	10.8	11.9	10.4	10.9	4.9	3.4	1.0	0.5	1.5	3.9
Barbados	316	20.9	4.2	4.8	5.3	5.3	4.9	2.0	0.6	0.4	0.5	0.7	0.2
Belize	339	15.6	1.9	2.0	1.1	2.9	1.4	0.1	0.0	0.0	0.0	0.0	0.1
Bermuda	319	467.2	1.1	464.2	1.7	1.8	3.9	0.1	0.0	0.0	0.0	29.2	123.7
Bolivia	218	174.8	54.2	35.9	29.3	37.8	37.0	66.9	18.9	22.4	14.3	17.1	20.9
Brazil	223	10,950.4	2,837.3	2,214.1	2,214.0	2,655.9	2,433.1	6,053.7	1,503.9	1,326.6	1,248.6	1,497.4	1,491.5
Chile	228	2,648.9	722.9	769.8	575.6	660.0	792.1	1,131.5	280.3	254.0	195.8	219.0	174.9
Colombia	233	2,015.5	544.6	509.8	353.4	367.4	482.6	693.8	247.9	207.9	100.1	130.7	134.5
Costa Rica	238	232.0	62.5	58.5	70.1	68.5	66.1	193.7	48.4	44.3	46.1	60.8	36.3
Curacao	354	26.5	7.2	7.1	7.1	8.4	6.2	0.3	0.0	0.0	0.1	0.0	0.0
Dominica	321	1.2	0.6	0.2	0.1	0.2	0.2	0.0	0.0	0.0	0.0	0.0	0.0
Dominican Republic	243	233.1	54.6	73.1	52.3	63.4	55.5	98.1	24.9	22.5	19.3	25.8	24.3
Ecuador	248	456.9	105.8	111.0	85.8	96.7	116.3	386.9	92.0	90.2	117.0	110.8	92.8
El Salvador	253	202.6	34.7	103.1	33.8	37.3	46.3	49.9	11.7	7.4	9.6	12.0	10.1
Falkland Islands	323	0.4	0.1	0.1	0.2	0.0	0.0	1.0	....	0.0	0.4	2.3	0.3
Greenland	326	4.7	1.2	1.3	1.2	1.4	9.3	0.2	0.1	0.1	0.1	0.0	0.1
Grenada	328	1.9	0.8	0.6	0.5	0.4	0.4	0.9	0.4	0.2	0.3	0.2	0.7
Guatemala	258	269.9	79.2	56.6	63.3	69.5	80.8	119.6	25.3	33.0	19.5	36.3	44.4
Guyana	336	10.3	3.0	2.0	1.3	2.1	2.7	1.5	0.4	0.5	0.9	0.4	1.2
Haiti	263	34.3	13.7	5.8	3.9	5.2	5.0	1.7	0.4	0.5	0.2	0.6	0.3
Honduras	268	155.6	37.5	38.9	30.3	37.1	35.0	422.8	77.9	53.8	100.6	122.8	96.8
Jamaica	343	57.7	14.6	18.8	20.3	19.7	18.8	3.8	1.3	1.0	0.4	1.2	1.3
Mexico	273	12,282.4	3,232.7	3,028.5	2,654.5	3,106.5	3,297.7	3,823.5	931.0	969.4	922.6	1,123.9	1,033.3
Montserrat	351	0.0	0.0	0.0	0.0	0.0	0.0	0.0	....	0.0	....	....	....
Nicaragua	278	67.1	14.8	18.1	17.0	17.2	16.7	54.4	15.7	9.2	11.0	13.0	10.5
Panama	283	448.2	107.4	95.7	128.9	105.2	95.2	56.8	9.9	25.2	7.3	4.5	7.8
Paraguay	288	159.7	41.0	36.3	33.3	35.6	39.0	153.2	14.2	14.2	15.2	29.6	9.8
Peru	293	918.9	227.6	207.5	232.0	224.3	261.6	1,033.0	225.2	317.5	165.2	256.1	222.9
Sint Maarten	352	9.4	4.7	1.6	1.9	1.5	0.8	0.1	0.0	0.0	0.0	0.0	0.0
St. Kitts and Nevis	361	6.4	4.9	0.5	4.2	25.4	6.9	4.3	1.1	0.9	1.1	0.9	1.0
St. Lucia	362	3.4	0.7	0.6	1.2	1.4	1.2	0.2	0.1	0.0	0.0	0.1	0.0
St. Vincent & Grens.	364	2.5	0.7	0.4	0.7	0.4	0.5	0.0	....	0.0	0.0	0.0	0.0
Suriname	366	31.0	10.6	7.0	8.3	9.5	6.1	1.1	0.2	0.1	0.0	2.9	0.1
Trinidad and Tobago	369	133.7	40.0	29.0	25.4	30.1	67.3	67.4	18.9	13.6	5.8	10.6	6.8
Uruguay	298	495.9	138.3	163.0	114.3	89.7	92.9	228.3	76.4	49.1	56.1	88.0	101.1
Venezuela, Rep. Bol.	299	569.2	194.3	128.0	88.7	60.5	66.4	100.7	56.7	28.5	8.2	23.3	37.0
Western Hem. n.s.	399	615.0	15.8	159.9	212.5	849.6	19.8	159.6	0.9	156.4	0.3	1.4	96.3
<b>Other Countries n.i.e</b>	910	<b>290.4</b>	<b>58.9</b>	<b>97.7</b>	<b>58.2</b>	<b>79.6</b>	<b>70.1</b>	<b>29.8</b>	<b>7.6</b>	<b>6.6</b>	<b>9.5</b>	<b>10.4</b>	<b>9.9</b>
Cuba	928	282.4	57.1	95.3	57.3	76.9	68.1	28.3	7.3	6.3	8.9	10.1	9.5
Korea, Dem. People's Rep.	954	8.0	1.8	2.3	0.9	2.7	2.0	1.4	0.3	0.3	0.6	0.3	0.4
<b>Special Categories</b>	899	<b>3,087.9</b>	<b>844.8</b>	<b>678.5</b>	<b>593.7</b>	<b>823.9</b>	<b>839.0</b>	<b>1.6</b>	<b>0.5</b>	<b>1.2</b>	<b>1.0</b>	<b>3.0</b>	<b>2.1</b>
<b>Countries &amp; Areas n.s.</b>	898	<b>203.9</b>	<b>67.3</b>	<b>67.6</b>	<b>12.4</b>	<b>117.7</b>	<b>41.2</b>	<b>....</b>	<b>....</b>	<b>....</b>	<b>....</b>	<b>....</b>	<b>....</b>
<b>Memorandum Items</b>													
Africa	605	22,420.2	5,704.2	5,222.2	5,462.5	5,724.8	5,412.4	14,274.0	3,498.0	3,183.8	3,189.7	3,551.6	3,318.2
Middle East	405	41,931.3	10,950.6	11,169.9	9,396.7	11,178.5	9,001.3	6,069.9	1,599.3	1,516.4	992.3	1,038.4	1,163.1
European Union	998	768,059.2	190,659.7	191,130.5	194,764.8	204,230.5	193,473.3	689,447.3	172,688.0	172,693.0	171,573.2	179,839.8	172,962.8
Export earnings: fuel	080	70,741.7	18,803.4	18,153.1	15,475.2	17,580.3	16,466.9	45,374.0	10,932.4	10,741.5	8,960.8	9,056.1	9,843.6
Export earnings: nonfuel	092	1,255,464.0	315,209.8	311,336.6	310,265.9	330,315.8	317,372.9	1,005,757.8	253,350.9	251,189.7	250,211.8	258,086.1	252,460.7

# Ghana (652)

In Millions of U.S. Dollars

		Exports (FOB)						Imports (CIF)					
		2015	2015Q3	2015Q4	2016Q1	2016Q2	2016Q3	2015	2015Q3	2015Q4	2016Q1	2016Q2	2016Q3
IFS World		9,551.0	....	....	....	....	....	13,290.9	....	....	....	....	....
World	001	13,343.4	3,407.9	3,372.7	2,431.9	2,247.8	2,400.2	11,281.5	3,021.1	2,991.9	2,596.5	3,139.7	2,731.4
Advanced Economies	110	3,960.9	919.1	1,074.7	877.1	1,213.2	1,213.2	4,637.6	1,174.9	1,252.8	1,186.5	1,229.5	1,153.9
Euro Area	163	2,288.7	540.8	671.8	368.2	533.1	519.2	1,995.3	462.7	575.5	477.1	538.6	371.9
Austria	122	0.1	0.0 r	0.0 r	0.0 r	0.0 r	0.0 r	6.2	1.5 r	2.4 r	1.2 r	1.7 r	1.1 r
Belgium	124	176.8	48.5 r	56.0 r	76.0 r	55.6 r	58.7 r	454.3	107.8 r	135.5 r	112.7 r	121.6 r	96.6 r
Cyprus	423	0.1	0.1 r	0.0 r	0.0 r	0.0 r	0.0 r	1.0	0.1 r	0.1 r	0.0 r	0.1 r	0.5 r
Estonia	939	49.3	12.4 r	12.5 r	12.3 r	12.4 r	13.3 r	0.9	0.2 r	0.1 r	0.2 r	0.2 r	0.0 r
Finland	172	0.1	0.0 r	0.0 r	0.0 r	0.0 r	0.0 r	21.1	2.8 r	4.2 r	22.7 r	4.8 r	5.1 r
France	132	600.6	180.9 r	188.2 r	65.1 r	52.8 r	48.5 r	318.8	93.0 r	126.3 r	50.9 r	77.4 r	26.7 r
Germany	134	100.6	28.1 r	25.5 r	23.1 r	25.3 r	19.8 r	325.3	71.5 r	80.2 r	96.0 r	117.5 r	80.1 r
Greece	174	10.4	4.6 r	4.8 r	1.0 r	0.7 r	0.2 r	65.9	4.8 r	47.3 r	5.4 r	4.7 r	7.8 r
Ireland	178	1.2	0.5 r	0.4 r	0.4 r	0.3 r	0.3 r	41.5	9.4 r	8.7 r	11.1 r	11.7 r	8.4 r
Italy	136	481.8	86.3 r	173.3 r	77.9 r	104.1 r	40.3 r	244.5	64.9 r	66.4 r	62.0 r	82.8 r	57.1 r
Latvia	941	....	....	....	....	....	....	3.8	1.1 r	0.9 r	1.5 r	1.8 r	0.6 r
Lithuania	946	0.0	....	0.0 r	0.0 r	0.0 r	0.0 r	6.7	1.8 r	1.5 r	1.8 r	2.3 r	2.1 r
Luxembourg	137	0.1	0.0 r	0.0 r	0.0 r	0.0 r	0.0 r	6.2	1.6 r	1.4 r	1.1 r	2.0 r	1.6 r
Malta	181	0.0	0.0 r	0.0 r	....	0.0 r	0.0 r	2.3	1.6 r	0.7 r	0.0 r	1.1 r	1.8 r
Netherlands	138	693.1	148.5 r	158.8 r	82.7 r	255.1 r	303.1 r	264.6	43.4 r	44.4 r	33.4 r	57.8 r	38.1 r
Portugal	182	59.0	1.0 r	17.7 r	0.7 r	0.9 r	1.2 r	14.9	4.2 r	5.5 r	10.2 r	5.4 r	4.4 r
Slovak Republic	936	....	....	....	....	....	....	0.4	0.1 r	0.2 r	0.2 r	0.3 r	0.3 r
Slovenia	961	....	....	....	....	....	....	3.7	1.0 r	1.4 r	0.9 r	0.9 r	1.2 r
Spain	184	115.5	29.9 r	34.5 r	29.0 r	25.9 r	33.7 r	213.0	52.0 r	48.2 r	65.8 r	44.4 r	38.4 r
Australia	193	2.7	0.6 r	0.5 r	0.9 r	1.0 r	0.7 r	53.2	11.6 r	12.7 r	12.9 r	25.4 r	1.4 r
Canada	156	9.6	3.0 r	2.9 r	6.3 r	4.6 r	1.0 r	174.5	40.3 r	45.5 r	40.0 r	57.7 r	43.9 r
China,P.R.: Hong Kong	532	15.5	4.0 r	3.9 r	4.7 r	7.4 r	5.1 r	98.4	28.9 r	32.4 r	66.8 r	39.7 r	35.4 r
China,P.R.: Macao	546	0.0	0.0 r	0.0 r	0.0 r	0.0 r	0.0 r	0.0	0.0 r	0.0 r	0.0 r	0.0 r	0.0 r
Czech Republic	935	0.0	0.0 r	0.0 r	0.0 r	0.0 r	0.0 r	5.0	1.0 r	1.7 r	1.4 r	2.1 r	2.2 r
Denmark	128	9.7	3.0 r	0.8 r	0.0 r	2.4 r	3.9 r	79.9	19.6 r	22.3 r	20.3 r	19.4 r	21.8 r
Iceland	176	....	....	....	....	....	....	2.2	1.6 r	0.6 r	0.0 r	....	0.9 r
Israel	436	4.1	0.8 r	0.3 r	0.5 r	0.5 r	0.8 r	14.6	4.4 r	5.0 r	4.1 r	4.6 r	6.2 r
Japan	158	75.5	14.5 r	20.9 r	31.3 r	66.8 r	6.3 r	136.6	28.6 r	38.1 r	46.6 r	42.6 r	34.7 r
Korea, Republic of	542	14.6	3.7 r	3.1 r	1.7 r	2.8 r	3.8 r	322.7	69.2 r	70.8 r	63.5 r	78.1 r	61.7 r
New Zealand	196	4.6	2.0 r	1.3 r	1.7 r	0.9 r	0.0 r	13.7	2.6 r	3.8 r	5.6 r	4.0 r	5.2 r
Norway	142	3.9	0.1 r	0.2 r	0.2 r	1.1 r	0.5 r	39.4	12.4 r	9.1 r	20.6 r	6.9 r	4.2 r
Singapore	576	45.0	8.3 r	8.5 r	15.1 r	16.1 r	11.2 r	26.3	6.5 r	4.9 r	4.9 r	4.3 r	4.7 r
Sweden	144	1.6	0.3 r	0.3 r	0.2 r	0.1 r	0.1 r	125.2	28.9 r	39.4 r	21.3 r	29.5 r	34.0 r
Switzerland	146	928.4	217.3 r	224.7 r	291.1 r	449.3 r	537.3 r	25.3	6.0 r	8.4 r	9.8 r	8.7 r	6.6 r
Taiwan Prov.of China	528	105.0 e	0.4 e	43.4 e	33.2 e	0.5 e	43.6 e	28.9 e	6.3 e	7.7 e	5.1 e	13.4 e	5.2 e
United Kingdom	112	213.7	81.9 r	44.4 r	40.2 r	54.3 r	45.4 r	421.4	98.3 r	125.8 r	158.9 r	131.7 r	241.7 r
United States	111	238.1	38.4 r	47.8 r	81.7 r	72.4 r	34.5 r	1,074.8	345.9 r	249.2 r	227.7 r	222.8 r	272.2 r
Emerg. & Dev. Economies	200	9,382.0	2,488.7	2,297.9	1,554.7	1,034.5	1,186.9	6,643.0	1,846.0	1,738.9	1,409.8	1,910.0	1,577.3
Emerg. & Dev. Asia	505	6,886.4	1,845.3	1,689.7	941.4	447.7	552.1	4,210.8	1,200.4	1,096.8	844.6	1,122.8	988.7
American Samoa	859	....	....	....	....	....	....	0.0	0.0 r	0.0 r	0.0 r	0.0 r	0.0 r
Bangladesh	513	0.4	0.1 r	0.1 r	0.1 r	0.1 r	0.1 r	1.2	0.2 r	0.5 r	0.1 r	0.1 r	0.1 r
Brunei Darussalam	516	0.0	0.0 r	0.0 r	0.0 r	0.0 r	0.0 r	0.0	0.0 r	0.0 r	0.0 r	0.0 r	0.0 r
Cambodia	522	....	....	....	....	....	....	0.6	0.2 r	0.2 r	0.1 r	0.2 r	0.1 r
China,P.R.: Mainland	924	827.4	276.2 r	117.3 r	258.7 r	110.3 r	279.8 r	3,081.8	900.6 r	828.6 r	574.5 r	798.5 r	696.4 r
F.T. French Polynesia	887	....	....	....	....	....	....	0.0	0.0 r	0.0 r	0.0 r	0.0 r	0.0 r
Guam	829	....	....	....	....	....	....	0.0	0.0 r	0.0 r	0.0 r	0.0 r	0.0 r
India	534	5,781.7	1,500.4 r	1,515.8 r	645.1 r	275.7 r	206.7 r	459.9	120.7 r	105.2 r	125.3 r	142.4 r	137.0 r
Indonesia	536	9.9	0.8 r	0.0 r	0.2 r	0.0 r	0.0 r	111.4	20.7 r	18.1 r	19.6 r	25.4 r	22.1 r
Malaysia	548	225.9	54.5 r	49.6 r	31.9 r	56.0 r	59.4 r	94.6	34.6 r	29.9 r	19.4 r	30.0 r	23.6 r
Mongolia	948	0.0 e	0.0 e	0.0 e	0.0 e	0.0 e	0.0 e	....	....	....	....	....	....
Myanmar	518	0.0	0.0 r	0.0 r	0.0 r	0.0 r	0.0 r	1.5	0.4 r	0.4 r	0.3 r	0.4 r	0.3 r
Nauru	836	....	....	....	....	....	....	0.0	0.0 r	0.0 r	0.0 r	0.0 r	0.0 r
Nepal	558	0.0	0.0 r	0.0 r	0.0 r	0.0 r	0.0 r	0.0	0.0 r	0.0 r	0.0 r	0.0 r	0.0 r
Philippines	566	0.4	0.0 r	0.4 r	0.1 r	0.1 r	0.1 r	6.1	1.7 r	2.1 r	1.7 r	2.0 r	1.7 r
Sri Lanka	524	0.0	0.0 r	....	0.0 r	0.0 r	0.0 r	2.5	0.5 r	0.7 r	1.1 r	0.8 r	0.8 r
Thailand	578	16.0	6.9 r	0.9 r	0.2 r	0.4 r	0.6 r	160.1	42.4 r	34.9 r	42.2 r	47.8 r	41.8 r

# Ghana (652)

In Millions of U.S. Dollars

		Exports (FOB)						Imports (CIF)					
		2015	2015Q3	2015Q4	2016Q1	2016Q2	2016Q3	2015	2015Q3	2015Q4	2016Q1	2016Q2	2016Q3
Vietnam	582	24.7	6.3 r	5.6 r	5.2 r	5.1 r	5.4 r	176.9	47.5 r	45.8 r	36.2 r	44.8 r	38.4 r
Asia n.s.	598	....	....	....	....	....	....	114.1	31.0 r	30.3 r	24.3 r	30.4 r	26.3 r
<b>Europe</b>	170	<b>132.0</b>	<b>35.7</b>	<b>30.2</b>	<b>23.5</b>	<b>29.4</b>	<b>35.3</b>	<b>503.3</b>	<b>126.5</b>	<b>136.8</b>	<b>142.6</b>	<b>255.7</b>	<b>114.6</b>
<b>Emerg. &amp; Dev. Europe</b>	903	<b>92.2</b>	<b>23.6</b>	<b>20.8</b>	<b>19.6</b>	<b>25.2</b>	<b>25.9</b>	<b>260.5</b>	<b>66.3</b>	<b>84.5</b>	<b>84.7</b>	<b>143.2</b>	<b>55.1</b>
Albania	914	0.0	0.0 r	0.0 r	0.0 r	0.0 r	0.0 r	....	....	....	....	....	....
Bosnia and Herzegovina	963	0.0	0.0 r	0.0 r	0.0 r	0.0 r	0.0 r	....	....	....	....	....	....
Bulgaria	918	0.4	0.2 r	0.1 r	0.1 r	0.1 r	0.1 r	15.4	4.5 r	2.5 r	5.7 r	6.3 r	2.2 r
Croatia	960	0.0	0.0 r	0.0 r	0.0 r	0.0 r	0.0 r	1.0	0.2 r	0.3 r	0.2 r	0.2 r	0.3 r
Faroe Islands	816	0.0 e	0.0 e	0.0 e	0.0 e	0.0 e	0.0 e	2.0	0.5 r	0.5 r	0.4 r	0.5 r	0.5 r
Hungary	944	0.3	0.1 r	0.1 r	0.1 r	0.2 r	0.9 r	5.0	0.8 r	1.4 r	1.9 r	17.1 r	1.9 r
Macedonia, FYR	962	1.2 e	0.3 e	0.3 e	0.3 e	0.4 e	0.4 e	0.8 e	0.2 e	0.2 e	0.2 e	0.2 e	0.2 e
Montenegro	943	0.0 e	0.0 e	0.0 e	0.0 e	0.0 e	0.0 e	....	....	....	....	....	....
Poland	964	5.6	1.0 r	2.0 r	1.5 r	1.5 r	1.1 r	35.0	8.2 r	12.6 r	8.3 r	8.9 r	8.9 r
Romania	968	4.7	1.0 r	1.8 r	1.0 r	1.0 r	1.0 r	7.6	1.8 r	4.3 r	0.4 r	0.7 r	3.2 r
Serbia, Republic of	942	0.0	0.0 r	0.0 r	0.0 r	0.0 r	0.0 r	0.0	0.0 r	0.0 r	0.0 r	0.0 r	0.0 r
Turkey	186	79.9	21.1 r	16.5 r	16.6 r	22.0 r	22.5 r	193.8	50.0 r	62.8 r	67.5 r	109.2 r	38.0 r
<b>CIS</b>	901	<b>39.7</b>	<b>12.1</b>	<b>9.4</b>	<b>3.9</b>	<b>4.2</b>	<b>9.4</b>	<b>242.8</b>	<b>60.3</b>	<b>52.2</b>	<b>57.9</b>	<b>112.5</b>	<b>59.4</b>
Armenia	911	....	....	....	....	....	....	0.0	0.0 r	0.0 r	0.0 r	0.0 r	0.0 r
Belarus	913	....	....	....	....	....	....	0.0	0.0 r	0.0 r	0.0 r	0.0 r	0.0 r
Georgia	915	0.0	0.0 r	0.0 r	0.0 r	0.0 r	0.0 r	0.0	....	0.0 r	0.0 r	0.0 r	0.0 r
Kazakhstan	916	0.1	0.0 r	0.0 r	0.0 r	0.0 r	0.0 r	0.2	0.1 r	0.1 r	0.0 r	0.1 r	0.0 r
Kyrgyz Republic	917	0.0 e	0.0 e	0.0 e	0.0 e	0.0 e	0.0 e	0.0	0.0 r	0.0 r	0.0 r	0.0 r	0.0 r
Moldova	921	....	....	....	....	....	....	0.0	0.0 r	0.0 r	0.0 r	0.0 r	0.0 r
Russian Federation	922	3.3	1.2 r	0.9 r	0.4 r	0.4 r	0.5 r	184.2	47.4 r	38.4 r	50.0 r	102.6 r	51.5 r
Ukraine	926	36.4	10.9 r	8.5 r	3.5 r	3.8 r	8.9 r	58.3	12.8 r	13.8 r	7.8 r	9.7 r	7.9 r
Europe n.s.	884	....	....	....	....	....	....	0.0	0.0 r	0.0 r	0.0 r	0.0 r	0.0 r
<b>Mid East, N Africa, Pak</b>	440	<b>1,265.1</b>	<b>328.9</b>	<b>299.1</b>	<b>280.1</b>	<b>282.3</b>	<b>305.3</b>	<b>722.0</b>	<b>184.3</b>	<b>197.7</b>	<b>167.5</b>	<b>209.7</b>	<b>182.2</b>
Afghanistan, I.R. of	512	0.0	0.0 r	0.0 r	0.0 r	0.0 r	0.0 r	0.0	0.0 r	0.0 r	0.0 r	0.0 r	0.0 r
Algeria	612	0.5	0.1 r	0.1 r	0.1 r	0.1 r	0.1 r	13.8	3.8 r	3.7 r	3.0 r	3.7 r	3.2 r
Bahrain, Kingdom of	419	32.3	8.4 r	7.7 r	7.2 r	7.2 r	7.8 r	0.2	0.0 r	0.0 r	0.0 r	0.0 r	0.0 r
Djibouti	611	0.1	0.0 r	0.0 r	0.0 r	0.0 r	0.0 r	0.2	0.0 r	0.0 r	0.0 r	0.0 r	0.0 r
Egypt	469	4.2	1.1 r	0.9 r	0.7 r	0.8 r	0.8 r	85.7	22.1 r	31.3 r	37.0 r	46.4 r	40.3 r
Iran, I.R. of	429	6.2	1.6 r	1.5 r	1.4 r	1.4 r	1.5 r	1.7	0.5 r	0.5 r	0.4 r	0.5 r	0.4 r
Iraq	433	0.1	0.0 r	0.0 r	0.0 r	0.0 r	0.0 r	0.0	0.0 r	0.0 r	0.0 r	0.0 r	0.0 r
Jordan	439	0.4	0.1 r	0.1 r	0.1 r	0.1 r	0.1 r	2.9	0.3 r	2.0 r	0.6 r	0.6 r	1.1 r
Kuwait	443	0.1	0.0 r	0.0 r	0.0 r	0.0 r	0.0 r	3.1	0.8 r	0.8 r	0.7 r	0.8 r	0.7 r
Lebanon	446	4.6	1.2 r	0.8 r	0.8 r	0.8 r	0.8 r	37.1	8.5 r	10.4 r	7.8 r	9.7 r	8.4 r
Libya	672	0.0	0.0 r	0.0 r	0.0 r	0.0 r	0.0 r	4.1	1.1 r	1.1 r	0.9 r	1.1 r	1.0 r
Mauritania	682	1.2	0.3 r	0.3 r	0.3 r	0.3 r	0.3 r	60.1	16.3 r	16.1 r	12.9 r	16.2 r	14.1 r
Morocco	686	0.4	0.1 r	0.1 r	0.1 r	0.1 r	0.1 r	69.4	10.3 r	13.5 r	9.6 r	11.8 r	10.1 r
Oman	449	0.0	0.0 r	0.0 r	0.0 r	0.0 r	0.0 r	3.4	0.9 r	0.9 r	0.7 r	0.9 r	0.8 r
Pakistan	564	0.2	0.0 r	0.0 r	0.0 r	0.0 r	0.0 r	9.2	2.5 r	2.5 r	2.0 r	2.5 r	2.2 r
Qatar	453	1.3	0.3 r	0.3 r	0.3 r	0.3 r	0.3 r	6.2	1.7 r	1.7 r	1.3 r	1.7 r	1.5 r
Saudi Arabia	456	2.6	0.7 r	0.6 r	0.6 r	0.6 r	0.6 r	91.0	24.5 r	23.8 r	18.8 r	23.4 r	20.1 r
Somalia	726	....	....	....	....	....	....	0.2	0.0 r	0.0 r	0.0 r	0.0 r	0.0 r
Sudan	732	0.0	0.0 r	0.0 r	0.0 r	0.0 r	0.0 r	0.0	0.0 r	0.0 r	0.0 r	0.0 r	0.0 r
Syrian Arab Republic	463	0.0	0.0 r	0.0 r	0.0 r	0.0 r	0.0 r	1.8	0.5 r	0.5 r	0.4 r	0.5 r	0.4 r
Tunisia	744	6.1	1.6 r	1.5 r	1.4 r	1.5 r	1.5 r	10.5	2.9 r	2.9 r	2.3 r	2.9 r	2.6 r
United Arab Emirates	466	1,204.3	313.2 r	285.1 r	266.9 r	269.0 r	291.1 r	321.0	87.3 r	85.9 r	69.0 r	86.6 r	75.2 r
West Bank and Gaza	487	0.3 e	0.1 e	0.1 e	0.1 e	0.1 e	0.1 e	....	....	....	....	....	....
Yemen, Republic of	474	0.1	0.0 r	0.0 r	0.0 r	0.0 r	0.0 r	0.4	0.1 r	0.1 r	0.1 r	0.1 r	0.1 r
<b>Sub-Saharan Africa</b>	603	<b>1,031.6</b>	<b>267.8</b>	<b>267.9</b>	<b>250.9</b>	<b>229.5</b>	<b>272.9</b>	<b>958.5</b>	<b>285.3</b>	<b>230.3</b>	<b>199.0</b>	<b>245.6</b>	<b>235.1</b>
Angola	614	16.6	4.3 r	3.9 r	3.7 r	3.7 r	4.0 r	1.7	0.5 r	0.5 r	0.4 r	0.5 r	0.4 r
Benin	638	142.0	36.9 r	33.6 r	31.5 r	31.7 r	34.3 r	5.1	1.4 r	1.4 r	1.1 r	1.4 r	1.2 r
Botswana	616	0.0	0.0 r	0.0 r	0.0 r	0.0 r	0.0 r	0.1	0.0 r	0.0 r	0.0 r	0.0 r	0.0 r
Burkina Faso	748	338.6	88.0 r	80.2 r	75.0 r	75.6 r	81.8 r	12.3	3.3 r	3.3 r	2.6 r	3.3 r	2.9 r
Burundi	618	0.0	0.0 r	0.0 r	0.0 r	0.0 r	0.0 r	0.0	0.0 r	0.0 r	0.0 r	0.0 r	0.0 r
Cabo Verde	624	0.1	0.0 r	0.0 r	0.0 r	0.0 r	0.0 r	1.6	0.4 r	0.4 r	0.3 r	0.4 r	0.4 r
Cameroon	622	6.9	1.8 r	1.7 r	1.6 r	1.6 r	1.7 r	4.0	1.1 r	1.1 r	0.9 r	1.1 r	0.9 r
Central African Rep.	626	0.0	0.0 r	0.0 r	0.0 r	0.0 r	0.0 r	....	....	....	....	....	....

# Ghana (652)

In Millions of U.S. Dollars

		Exports (FOB)						Imports (CIF)					
		2015	2015Q3	2015Q4	2016Q1	2016Q2	2016Q3	2015	2015Q3	2015Q4	2016Q1	2016Q2	2016Q3
Chad	628	0.4	0.1 r	0.1 r	0.1 r	0.1 r	0.1 r	0.0	0.0 r	0.0 r	0.0 r	0.0 r	0.0 r
Congo, Dem. Rep. of	636	0.8	0.2 r	0.2 r	0.2 r	0.2 r	0.2 r	0.0	0.0 r	0.0 r	0.0 r	0.0 r	0.0 r
Congo, Republic of	634	3.4	0.9 r	0.8 r	0.7 r	0.8 r	0.8 r	1.0	0.3 r	0.3 r	0.2 r	0.3 r	0.2 r
Côte d'Ivoire	662	62.5	16.2 r	14.8 r	13.8 r	14.0 r	15.1 r	19.4	5.3 r	5.2 r	4.2 r	5.2 r	4.5 r
Equatorial Guinea	642	2.5	0.7 r	0.6 r	0.6 r	0.6 r	0.6 r	5.7	1.5 r	1.5 r	1.2 r	1.5 r	1.3 r
Ethiopia	644	1.4	0.4 r	0.3 r	0.3 r	0.3 r	0.3 r	0.9	0.2 r	0.2 r	0.2 r	0.2 r	0.2 r
Gabon	646	3.8	1.0 r	0.9 r	0.8 r	0.8 r	0.9 r	1.1	0.3 r	0.3 r	0.2 r	0.3 r	0.3 r
Gambia, The	648	2.7	0.7 r	0.7 r	0.6 r	0.6 r	0.7 r	0.1	0.0 r	0.0 r	0.0 r	0.0 r	0.0 r
Guinea	656	7.6	2.0 r	1.9 r	1.8 r	1.8 r	2.0 r	16.9	4.6 r	4.5 r	3.6 r	4.6 r	4.0 r
Guinea-Bissau	654	0.1	0.0 r	0.0 r	0.0 r	0.0 r	0.0 r	49.5	13.5 r	13.3 r	10.7 r	13.4 r	11.6 r
Kenya	664	1.9	0.5 r	0.5 r	0.4 r	0.4 r	0.5 r	7.2	2.0 r	1.9 r	1.6 r	1.9 r	1.7 r
Lesotho	666	....	....	....	....	....	....	0.0	0.0 r	0.0 r	0.0 r	0.0 r	0.0 r
Liberia	668	10.5	2.7 r	2.5 r	2.3 r	2.3 r	2.5 r	6.4	1.8 r	1.7 r	1.4 r	1.7 r	1.5 r
Madagascar	674	0.1	0.0 r	0.0 r	0.0 r	0.0 r	0.0 r	0.0	0.0 r	0.0 r	0.0 r	0.0 r	0.0 r
Malawi	676	0.0	0.0 r	0.0 r	0.0 r	0.0 r	0.0 r	0.0	0.0 r	0.0 r	0.0 r	0.0 r	0.0 r
Mali	678	37.4	9.7 r	8.9 r	8.3 r	8.4 r	9.0 r	1.9	0.5 r	0.5 r	0.4 r	0.5 r	0.5 r
Mauritius	684	0.5	0.0 r	0.3 r	0.1 r	0.1 r	0.1 r	5.9	1.4 r	1.4 r	1.4 r	1.4 r	1.4 r
Mozambique	688	4.1	1.1 r	1.0 r	0.9 r	0.9 r	1.0 r	0.5	0.1 r	0.1 r	0.1 r	0.1 r	0.1 r
Namibia	728	5.1	1.3 r	1.2 r	1.1 r	1.1 r	1.2 r	9.9	2.7 r	2.7 r	2.1 r	2.7 r	2.3 r
Niger	692	56.2	14.6 r	13.3 r	12.5 r	12.6 r	13.6 r	6.7	1.8 r	1.8 r	1.4 r	1.8 r	1.6 r
Nigeria	694	102.4	26.6 r	24.2 r	22.7 r	22.9 r	24.7 r	342.9	93.3 r	91.9 r	73.8 r	92.7 r	80.4 r
Rwanda	714	0.1	0.0 r	0.0 r	0.0 r	0.0 r	0.0 r	0.0	0.0 r	0.0 r	0.0 r	0.0 r	0.0 r
São Tomé & Príncipe	716	....	....	....	....	....	....	0.0	0.0 r	0.0 r	0.0 r	0.0 r	0.0 r
Senegal	722	34.5	9.7 r	13.3 r	16.2 r	16.4 r	17.8 r	9.9	1.6 r	1.2 r	0.6 r	0.8 r	0.7 r
Seychelles	718	0.0	0.0 r	0.0 r	0.0 r	0.0 r	0.0 r	0.4	0.1 r	0.1 r	0.1 r	0.1 r	0.1 r
Sierra Leone	724	9.1	2.4 r	2.2 r	2.0 r	2.0 r	2.2 r	5.9	1.6 r	1.6 r	1.3 r	1.6 r	1.4 r
South Africa	199	139.3	35.2 r	51.0 r	44.2 r	21.3 r	47.6 r	344.3	119.4 r	67.5 r	68.3 r	81.3 r	92.6 r
Swaziland	734	0.0	0.0 r	0.0 r	0.0 r	0.0 r	0.0 r	0.0	0.0 r	0.0 r	0.0 r	0.0 r	0.0 r
Tanzania	738	1.9	0.5 r	0.4 r	0.4 r	0.4 r	0.5 r	0.9	0.3 r	0.2 r	0.2 r	0.2 r	0.2 r
Togo	742	38.0	9.9 r	9.0 r	8.4 r	8.5 r	9.2 r	95.7	26.0 r	25.6 r	20.6 r	25.9 r	22.4 r
Uganda	746	0.4	0.0 r	0.3 r	0.1 r	0.0 r	0.0 r	0.2	0.0 r	0.0 r	0.0 r	0.0 r	0.0 r
Zambia	754	0.5	0.1 r	0.1 r	0.4 r	0.2 r	0.1 r	0.3	0.1 r	0.0 r	0.0 r	0.3 r	0.0 r
Zimbabwe	698	0.1	0.0 r	0.0 r	0.0 r	0.0 r	0.0 r	0.0	0.0 r	0.0 r	0.0 r	0.0 r	0.0 r
<b>Western Hemisphere</b>	<b>205</b>	<b>66.9</b>	<b>11.0</b>	<b>11.0</b>	<b>58.8</b>	<b>45.5</b>	<b>21.2</b>	<b>248.3</b>	<b>49.4</b>	<b>77.2</b>	<b>56.1</b>	<b>76.2</b>	<b>56.8</b>
Antigua and Barbuda	311	40.0	10.4 r	9.5 r	8.9 r	8.9 r	9.7 r	0.1	0.0 r	0.0 r	0.0 r	0.0 r	0.0 r
Argentina	213	0.0	0.0 r	0.0 r	0.0 r	0.0 r	0.0 r	29.8	7.4 r	7.3 r	7.2 r	7.1 r	7.0 r
Aruba	314	....	....	....	....	....	....	....	....	....	....	....	0.0 r
Bahamas, The	313	0.0	0.0 r	0.0 r	0.0 r	0.0 r	0.0 r	0.0	0.0 r	0.0 r	0.0 r	0.0 r	0.0 r
Barbados	316	0.0	0.0 r	0.0 r	0.0 r	0.0 r	0.0 r	0.0	0.0 r	0.0 r	0.0 r	0.0 r	0.0 r
Bermuda	319	0.0	0.0 r	0.0 r	0.0 r	0.0 r	0.0 r	....	....	....	....	....	....
Brazil	223	26.1	0.4 r	1.4 r	49.8 r	36.4 r	11.3 r	145.0	24.8 r	48.5 r	34.8 r	51.8 r	33.9 r
Chile	228	0.1	0.0 r	0.0 r	0.0 r	....	....	15.4	1.5 r	5.9 r	1.4 r	1.7 r	2.1 r
Colombia	233	0.0	0.0 r	0.0 r	0.0 r	0.0 r	0.0 r	1.7	0.6 r	0.4 r	0.3 r	0.4 r	0.4 r
Costa Rica	238	0.0	0.0 r	0.0 r	0.0 r	0.0 r	0.0 r	1.0	0.3 r	0.3 r	0.2 r	0.3 r	0.2 r
Curacao	354	0.0	0.0 r	0.0 r	0.0 r	0.0 r	0.0 r	0.1	0.0 r	0.0 r	0.0 r	0.0 r	0.0 r
Dominica	321	....	....	....	....	....	....	0.0	0.0 r	0.0 r	0.0 r	0.0 r	0.0 r
Dominican Republic	243	0.0	0.0 r	0.0 r	0.0 r	0.0 r	0.0 r	0.2	0.1 r	0.1 r	0.1 r	0.1 r	0.1 r
Ecuador	248	0.1	0.0 r	....	....	....	....	0.2	....	0.0 r	0.0 r	0.1 r	0.0 r
El Salvador	253	....	....	....	....	....	....	0.0	....	0.0 r	....	....	0.0 r
Guatemala	258	....	....	....	....	....	....	8.6	2.3 r	2.3 r	1.8 r	2.3 r	2.0 r
Guyana	336	0.2	0.1 r	0.0 r	0.0 r	0.0 r	0.0 r	0.0	0.0 r	0.0 r	0.0 r	0.0 r	0.0 r
Haiti	263	0.0	0.0 r	0.0 r	0.0 r	0.0 r	0.0 r	0.0	0.0 r	0.0 r	0.0 r	0.0 r	0.0 r
Honduras	268	0.0	0.0 r	0.0 r	0.0 r	0.0 r	0.0 r	0.0	....	0.0 r	....	....	....
Jamaica	343	0.0	0.0 r	0.0 r	0.0 r	0.0 r	0.0 r	5.1	1.4 r	1.4 r	1.1 r	1.4 r	1.2 r
Mexico	273	0.2	0.1 r	0.1 r	0.1 r	0.1 r	0.1 r	3.2	0.8 r	0.8 r	0.8 r	0.8 r	0.8 r
Nicaragua	278	0.0	0.0 r	0.0 r	0.0 r	0.0 r	0.0 r	5.6	1.5 r	1.5 r	1.2 r	1.5 r	1.3 r
Panama	283	....	....	....	....	....	....	0.2	....	0.2 r	....	....	....
Paraguay	288	....	....	....	....	....	....	0.7	0.2 r	0.2 r	0.1 r	0.2 r	0.2 r
Peru	293	0.0	0.0 r	0.0 r	0.0 r	0.0 r	0.0 r	1.3	0.4 r	0.4 r	0.3 r	0.4 r	0.3 r
St. Kitts and Nevis	361	....	....	....	....	....	....	0.0	0.0 r	0.0 r	0.0 r	0.0 r	0.0 r



# Ghana (652)

In Millions of U.S. Dollars

		Exports (FOB)						Imports (CIF)					
		2015	2015Q3	2015Q4	2016Q1	2016Q2	2016Q3	2015	2015Q3	2015Q4	2016Q1	2016Q2	2016Q3
Suriname	366	0.0	0.0 r	0.0 r	0.0 r	0.0 r	0.0 r	27.9	7.6 r	7.5 r	6.0 r	7.5 r	6.5 r
Trinidad and Tobago	369	0.1	0.0 r	0.0 r	0.0 r	0.0 r	0.0 r	0.2	0.1 r	0.1 r	0.0 r	0.1 r	0.1 r
Uruguay	298	....	....	....	....	....	....	2.0	0.5 r	0.5 r	0.5 r	0.5 r	0.5 r
Venezuela, Rep. Bol.	299	0.0	0.0 r	0.0 r	0.0 r	0.0 r	0.0 r	0.0	0.0 r	0.0 r	0.0 r	0.0 r	0.0 r
Western Hem. n.s.	399	....	....	....	....	....	....	0.0	0.0 r	0.0 r	0.0 r	0.0 r	0.0 r
<b>Other Countries n.i.e</b>	<b>910</b>	<b>0.5</b>	<b>0.1</b>	<b>0.1</b>	<b>0.1</b>	<b>0.1</b>	<b>0.1</b>	<b>0.2</b>	<b>0.1</b>	<b>0.1</b>	<b>0.0</b>	<b>0.1</b>	<b>0.1</b>
Cuba	928	0.1	0.0 r	0.0 r	0.0 r	0.0 r	0.0 r	0.0	0.0 r	0.0 r	0.0 r	0.0 r	0.0 r
Korea, Dem. People's Rep.	954	0.5	0.1 r	0.1 r	0.1 r	0.1 r	0.1 r	0.2	0.1 r	0.1 r	0.0 r	0.1 r	0.1 r
<b>Countries &amp; Areas n.s.</b>	<b>898</b>	<b>....</b>	<b>....</b>	<b>....</b>	<b>....</b>	<b>....</b>	<b>....</b>	<b>0.7</b>	<b>0.2 r</b>	<b>0.2 r</b>	<b>0.1 r</b>	<b>0.2 r</b>	<b>0.2 r</b>
<b>Memorandum Items</b>													
Africa	605	1,040.0	269.9	269.9	252.9	231.4	275.0	1,112.7	318.7	266.6	226.9	280.4	265.2
Middle East	405	1,256.6	326.8	297.1	278.1	280.3	303.3	558.7	148.4	159.0	137.7	172.4	149.9
European Union	998	2,524.8	628.3	721.2	411.4	592.8	571.6	2,690.7	625.9	785.6	695.5	754.6	688.1
Export earnings: fuel	080	1,380.1	359.3	326.8	305.5	307.9	333.2	983.8	264.7	251.8	221.3	317.4	237.7
Export earnings: nonfuel	092	11,963.3	3,048.6	3,045.9	2,126.4	1,939.9	2,067.0	10,297.7	2,756.4	2,740.2	2,375.3	2,822.3	2,493.8

# Gibraltar (823)

In Millions of U.S. Dollars

		Exports (FOB)						Imports (CIF)					
		2015	2015Q3	2015Q4	2016Q1	2016Q2	2016Q3	2015	2015Q3	2015Q4	2016Q1	2016Q2	2016Q3
IFS World		....	....	....	....	....	....	....	....	....	....	....	....
World	001	431.1	108.8	100.0	64.7	122.8	85.5	9,692.3	2,399.3	2,148.8	1,844.0	2,369.1	2,331.4
Advanced Economies	110	340.4	89.9	75.9	35.3	80.4	59.6	7,638.3	1,918.2	1,505.2	1,338.5	1,772.0	1,636.4
Euro Area	163	312.9	86.9	57.2	29.0	76.2	31.3	4,302.3	906.3	946.2	788.5	877.9	1,005.8
Austria	122	0.0 e	0.0 e	0.0 e	0.0 e	0.0 e	0.0 e	3.1 e	0.9 e	0.8 e	0.1 e	0.6 e	0.3 e
Belgium	124	5.6 e	....	0.0 e	4.8 e	0.0 e	14.0 e	259.8 e	132.5 e	69.2 e	46.3 e	28.7 e	58.4 e
Cyprus	423	0.5 e	0.0 e	0.5 e	....	0.0 e	....	0.1 e	0.0 e	0.0 e	0.0 e	0.0 e	0.0 e
Estonia	939	0.0 e	....	0.0 e	....	....	....	0.1 e	0.0 e	0.0 e	0.0 e	0.0 e	0.0 e
Finland	172	0.2 e	0.1 e	0.0 e	0.0 e	0.1 e	0.0 e	1.9 e	0.2 e	0.2 e	0.4 e	0.1 e	19.7 e
France	132	0.3 e	0.2 e	0.0 e	0.2 e	0.1 e	1.9 e	197.9 e	45.6 e	22.4 e	31.9 e	78.8 e	102.4 e
Germany	134	3.8 e	1.6 e	0.2 e	0.4 e	0.4 e	0.6 e	22.7 e	7.3 e	5.8 e	4.4 e	7.7 e	5.5 e
Greece	174	35.3 e	17.3 e	0.0 e	0.0 e	0.0 e	1.0 e	465.8 e	112.3 e	94.9 e	141.3 e	112.2 e	123.7 e
Ireland	178	0.0 e	0.0 e	0.0 e	0.0 e	0.0 e	....	1.4 e	0.2 e	0.4 e	0.8 e	0.8 e	0.7 e
Italy	136	47.0 e	28.6 e	2.7 e	5.9 e	....	0.5 e	1,242.1 e	146.0 e	364.7 e	199.6 e	188.4 e	276.0 e
Latvia	941	0.0 e	0.0 e	....	....	....	0.0 e	1.5 e	0.5 e	0.1 e	0.0 e	0.0 e	46.1 e
Lithuania	946	....	....	....	....	0.0 e	....	38.2 e	16.3 e	0.0 e	20.5 e	0.1 e	0.3 e
Luxembourg	137	0.0 e	....	....	....	0.0 e	0.0 e	15.4 e	4.7 e	2.6 e	3.6 e	2.6 e	4.5 e
Malta	181	20.6 e	....	0.0 e	0.1 e	1.6 e	1.0 e	0.1 e	0.0 e	....	0.2 e	0.0 e	0.2 e
Netherlands	138	2.2 e	0.4 e	0.5 e	1.4 e	24.5 e	9.0 e	559.9 e	43.4 e	161.2 e	202.6 e	247.1 e	119.3 e
Portugal	182	3.3 e	1.1 e	1.6 e	0.5 e	0.0 e	0.1 e	243.1 e	41.3 e	36.9 e	30.9 e	18.7 e	24.0 e
Slovak Republic	936	....	....	....	....	0.0 e	....	1.3 e	0.2 e	0.3 e	0.4 e	0.6 e	0.9 e
Slovenia	961	0.0 e	....	....	....	....	0.1 e	0.0 e	0.0 e	0.0 e	0.1 e	0.0 e	0.0 e
Spain	184	194.1 e	37.6 e	51.6 e	15.8 e	49.3 e	3.1 e	1,247.8 e	354.7 e	186.6 e	105.3 e	191.5 e	223.9 e
Australia	193	0.0 e	0.0 e	....	0.0 e	0.0 e	0.0 e	2.2 e	0.0 e	0.0 e	0.0 e	0.0 e	0.0 e
Canada	156	0.0 e	0.0 e	0.0 e	0.0 e	0.2 e	2.5 e	0.3 e	0.0 e	0.1 e	0.0 e	0.1 e	0.0 e
China,P.R.: Hong Kong	532	0.5 e	0.2 e	0.0 e	0.2 e	0.1 e	0.1 e	1.9 e	0.6 e	0.5 e	0.2 e	0.2 e	0.4 e
Czech Republic	935	0.3 e	....	....	0.0 e	0.1 e	0.0 e	0.4 e	0.1 e	0.2 e	0.1 e	0.1 e	0.1 e
Denmark	128	0.1 e	0.0 e	0.0 e	0.1 e	0.1 e	0.0 e	27.7 e	0.8 e	0.6 e	1.1 e	0.9 e	1.1 e
Iceland	176	0.0 e	....	0.0 e	....	....	....	1.7 e	0.5 e	0.6 e	0.1 e	0.1 e	0.3 e
Israel	436	....	....	....	....	....	....	0.7 e	0.2 e	0.3 e	7.6 e	7.0 e	0.1 e
Japan	158	0.1 e	0.0 e	....	0.0 e	0.0 e	0.1 e	82.8 e	16.4 e	25.6 e	18.4 e	16.3 e	17.7 e
Korea, Republic of	542	13.1 e	0.0 e	13.1 e	0.0 e	0.0 e	0.0 e	29.0 e	27.4 e	0.6 e	0.2 e	0.5 e	0.8 e
New Zealand	196	0.0 e	....	0.0 e	....	....	0.0 e	1.4 e	0.1 e	0.1 e	0.1 e	0.5 e	....
Norway	142	0.0 e	0.0 e	0.0 e	5.1 e	0.0 e	0.0 e	63.3 e	32.1 e	8.5 e	5.2 e	17.8 e	44.4 e
Singapore	576	3.0 e	0.0 e	0.0 e	0.0 e	0.0 e	0.0 e	71.6 e	29.7 e	8.1 e	8.7 e	12.0 e	9.7 e
Sweden	144	0.3 e	0.2 e	0.0 e	0.0 e	0.0 e	0.0 e	178.6 e	20.4 e	29.9 e	50.2 e	5.9 e	29.8 e
Switzerland	146	3.2 e	0.0 e	3.2 e	0.0 e	0.0 e	0.0 e	9.3 e	3.3 e	1.5 e	2.5 e	2.4 e	2.0 e
Taiwan Prov.of China	528	....	....	....	....	....	....	0.1 e	0.0 e	0.0 e	....	....	....
United Kingdom	112	5.3 e	0.9 e	2.4 e	0.7 e	3.8 e	25.7 e	739.2 e	163.4 e	238.4 e	119.0 e	181.7 e	103.2 e
United States	111	1.7 e	1.6 e	0.0 e	0.1 e	0.1 e	0.1 e	2,125.8 e	716.8 e	243.7 e	336.6 e	648.6 e	421.0 e
<b>Emerg. &amp; Dev. Economies</b>	<b>200</b>	<b>90.7</b>	<b>18.9</b>	<b>24.0</b>	<b>29.4</b>	<b>42.4</b>	<b>25.9</b>	<b>2,054.0</b>	<b>481.1</b>	<b>643.7</b>	<b>505.6</b>	<b>597.1</b>	<b>695.0</b>
<b>Emerg. &amp; Dev. Asia</b>	<b>505</b>	<b>0.5</b>	<b>0.3</b>	<b>0.2</b>	<b>0.1</b>	<b>0.1</b>	<b>0.1</b>	<b>1,229.8</b>	<b>314.7</b>	<b>527.6</b>	<b>388.7</b>	<b>431.4</b>	<b>470.6</b>
China,P.R.: Mainland	924	0.3 e	0.2 e	0.1 e	0.0 e	....	....	209.6 e	62.1 e	79.9 e	1.2 e	2.0 e	2.8 e
India	534	....	....	....	....	....	....	1,020.0 e	252.5 e	447.7 e	387.3 e	429.2 e	467.5 e
Indonesia	536	0.0 e	....	....	....	....	....	0.0 e	0.0 e	0.0 e	....	....	....
Malaysia	548	0.0 e	....	0.0 e	....	....	....	0.1 e	0.0 e	0.0 e	0.0 e	0.1 e	0.1 e
Mongolia	948	0.1 e	0.0 e	0.0 e	0.0 e	0.0 e	0.0 e	....	....	....	....	....	....
Palau	565	0.0 e	0.0 e	0.0 e	0.0 e	0.0 e	0.0 e	....	....	....	....	....	....
Philippines	566	....	....	....	....	....	....	0.0 e	....	0.0 e	....	....	....
Thailand	578	0.0 e	0.0 e	0.0 e	0.0 e	0.0 e	0.0 e	0.1 e	0.0 e	0.0 e	0.1 e	0.1 e	0.2 e
Timor-Leste	537	0.1 e	0.0 e	0.1 e	0.0 e	0.0 e	0.0 e	....	....	....	....	....	....
<b>Europe</b>	<b>170</b>	<b>23.4</b>	<b>0.7</b>	<b>8.8</b>	<b>16.4</b>	<b>28.3</b>	<b>12.3</b>	<b>749.9</b>	<b>147.7</b>	<b>98.9</b>	<b>101.0</b>	<b>147.5</b>	<b>207.7</b>
<b>Emerg. &amp; Dev. Europe</b>	<b>903</b>	<b>23.2</b>	<b>0.6</b>	<b>8.8</b>	<b>16.3</b>	<b>28.3</b>	<b>12.3</b>	<b>116.5</b>	<b>31.5</b>	<b>40.6</b>	<b>31.6</b>	<b>72.2</b>	<b>116.1</b>
Bosnia and Herzegovina	963	0.0 e	0.0 e	0.0 e	0.0 e	0.0 e	0.0 e	....	....	....	....	....	....
Bulgaria	918	0.0 e	0.0 e	....	0.1 e	0.0 e	....	29.5 e	0.2 e	13.7 e	0.2 e	0.0 e	25.9 e
Croatia	960	1.2 e	....	....	....	....	0.0 e	28.7 e	12.6 e	8.1 e	0.1 e	13.6 e	22.8 e
Faroe Islands	816	0.0 e	0.0 e	0.0 e	0.0 e	0.0 e	0.0 e	0.3 e	0.1 e	0.1 e	0.1 e	0.1 e	0.1 e
Hungary	944	0.0 e	....	0.0 e	....	....	....	0.7 e	0.2 e	0.1 e	0.2 e	0.0 e	0.3 e
Montenegro	943	0.0 e	0.0 e	....	....	....	....	....	....	....	....	....	....
Poland	964	15.2 e	0.6 e	2.1 e	9.9 e	28.3 e	12.0 e	22.2 e	3.8 e	2.0 e	12.2 e	40.5 e	14.5 e

# Gibraltar (823)

In Millions of U.S. Dollars

		Exports (FOB)						Imports (CIF)					
		2015	2015Q3	2015Q4	2016Q1	2016Q2	2016Q3	2015	2015Q3	2015Q4	2016Q1	2016Q2	2016Q3
Romania	968	0.0 e	....	....	....	....	0.2 e	15.5 e	11.5 e	4.0 e	3.0 e	15.0 e	7.8 e
Serbia, Republic of	942	....	....	....	....	....	....	....	....	....	....	0.0 e	....
Turkey	186	6.7 e	0.0 e	6.7 e	6.4 e	....	0.0 e	19.6 e	3.1 e	12.6 e	15.9 e	3.0 e	44.7 e
<b>CIS</b>	<b>901</b>	<b>0.1</b>	<b>0.1</b>	<b>0.0</b>	<b>0.0</b>	<b>0.0</b>	<b>0.0</b>	<b>633.4</b>	<b>116.2</b>	<b>58.3</b>	<b>69.4</b>	<b>75.3</b>	<b>91.6</b>
Armenia	911	....	....	....	....	....	0.0 e	....	....	....	....	....	....
Azerbaijan, Rep. of	912	0.0 e	0.0 e	0.0 e	0.0 e	0.0 e	0.0 e	....	....	....	21.9 e	21.9 e	21.9 e
Belarus	913	0.0 e	0.0 e	0.0 e	0.0 e	0.0 e	0.0 e	....	....	....	....	....	....
Georgia	915	0.1 e	0.0 e	....	....	....	....	6.8 e	....	1.1 e	0.5 e	3.1 e	0.7 e
Moldova	921	0.0 e	0.0 e	0.0 e	0.0 e	0.0 e	0.0 e	0.0 e	0.0 e	0.0 e	0.0 e	0.0 e	0.0 e
Russian Federation	922	0.0 e	0.0 e	0.0 e	0.0 e	0.0 e	0.0 e	626.6 e	116.2 e	57.2 e	47.0 e	50.3 e	68.9 e
Tajikistan	923	0.0 e	0.0 e	0.0 e	0.0 e	0.0 e	0.0 e	....	....	....	....	....	....
Ukraine	926	0.0 e	....	....	....	....	....	0.0 e	0.0 e	0.0 e	....	....	....
<b>Mid East, N Africa, Pak</b>	<b>440</b>	<b>5.1</b>	<b>1.9</b>	<b>0.3</b>	<b>0.6</b>	<b>0.6</b>	<b>0.6</b>	<b>0.1</b>	<b>0.0</b>	<b>0.0</b>	<b>0.0</b>	<b>0.0</b>	<b>0.0</b>
Bahrain, Kingdom of	419	0.0 e	0.0 e	0.0 e	0.0 e	0.0 e	0.0 e	....	....	....	....	....	....
Egypt	469	0.0 e	....	0.0 e	0.0 e	0.0 e	0.0 e	....	....	....	....	....	....
Kuwait	443	0.0 e	0.0 e	0.0 e	0.0 e	0.0 e	0.0 e	....	....	....	....	....	....
Morocco	686	4.5 e	1.8 e	0.2 e	0.5 e	0.5 e	0.5 e	0.1 e	0.0 e	0.0 e	0.0 e	0.0 e	0.0 e
Pakistan	564	0.1 e	0.0 e	0.0 e	0.0 e	0.0 e	0.0 e	....	....	....	....	....	....
Saudi Arabia	456	0.4 e	0.1 e	0.1 e	0.1 e	0.1 e	0.1 e	....	....	....	....	....	....
Tunisia	744	0.0 e	0.0 e	0.0 e	0.0 e	0.0 e	0.0 e	0.1 e	0.0 e	0.0 e	0.0 e	0.0 e	0.0 e
<b>Sub-Saharan Africa</b>	<b>603</b>	<b>61.3</b>	<b>15.9</b>	<b>14.6</b>	<b>12.4</b>	<b>13.3</b>	<b>12.9</b>	<b>50.0</b>	<b>12.0</b>	<b>11.0</b>	<b>9.2</b>	<b>11.3</b>	<b>10.1</b>
Angola	614	0.4 e	0.1 e	0.1 e	0.1 e	0.1 e	0.1 e	....	....	....	....	....	....
Benin	638	0.2 e	0.0 e	0.0 e	0.0 e	0.0 e	0.0 e	....	....	....	....	....	....
Burkina Faso	748	10.1 e	3.0 e	2.4 e	2.2 e	2.4 e	2.2 e	....	....	....	....	....	....
Burundi	618	....	....	....	....	....	....	0.1 e	0.0 e	0.0 e	0.0 e	0.0 e	0.0 e
Cabo Verde	624	0.1 e	0.0 e	0.0 e	0.0 e	0.0 e	0.0 e	1.2 e	0.2 e	0.3 e	0.3 e	0.4 e	0.3 e
Cameroon	622	0.0 e	0.0 e	0.0 e	0.0 e	0.0 e	0.0 e	....	....	....	....	....	....
Côte d'Ivoire	662	15.4 e	3.9 e	3.9 e	3.9 e	3.9 e	3.9 e	0.1 e	0.0 e	0.0 e	0.0 e	0.0 e	0.0 e
Ethiopia	644	0.0 e	0.0 e	0.0 e	0.0 e	0.0 e	0.0 e	....	....	....	....	....	....
Gabon	646	0.0 e	0.0 e	0.0 e	0.0 e	0.0 e	0.0 e	....	....	....	....	....	....
Guinea	656	0.4 e	0.1 e	0.1 e	0.1 e	0.1 e	0.1 e	....	....	....	....	....	....
Kenya	664	0.0 e	0.0 e	0.0 e	0.0 e	0.0 e	0.0 e	0.0 e	0.0 e	0.0 e	0.0 e	0.0 e	0.0 e
Madagascar	674	0.0 e	0.0 e	0.0 e	0.0 e	0.0 e	0.0 e	....	....	....	....	....	....
Malawi	676	0.3 e	0.1 e	0.1 e	0.1 e	0.1 e	0.1 e	....	....	....	....	....	....
Mozambique	688	0.2 e	0.0 e	0.0 e	0.0 e	0.0 e	0.0 e	....	....	....	....	....	....
Namibia	728	27.5 e	7.0 e	6.5 e	5.1 e	5.4 e	5.3 e	25.1 e	5.9 e	5.7 e	6.5 e	5.6 e	3.7 e
Nigeria	694	6.3 e	1.5 e	1.4 e	0.9 e	1.2 e	1.0 e	....	....	....	....	....	....
Rwanda	714	0.0 e	0.0 e	0.0 e	0.0 e	0.0 e	0.0 e	....	....	....	....	....	....
Senegal	722	0.0 e	....	0.0 e	....	....	....	....	....	....	....	....	....
Sierra Leone	724	0.1 e	0.0 e	0.0 e	0.0 e	0.0 e	0.0 e	....	....	....	....	....	....
South Africa	199	0.0 e	0.0 e	0.0 e	0.0 e	0.0 e	0.0 e	23.3 e	5.7 e	4.9 e	2.2 e	5.2 e	6.0 e
Tanzania	738	0.2 e	0.0 e	0.1 e	0.0 e	0.1 e	0.0 e	0.3 e	0.1 e	0.1 e	0.1 e	0.1 e	0.1 e
Togo	742	0.0 e	0.0 e	0.0 e	0.0 e	0.0 e	0.0 e	....	....	....	....	....	....
Zambia	754	0.0 e	0.0 e	0.0 e	....	....	0.0 e	....	....	....	....	....	....
Zimbabwe	698	0.0 e	0.0 e	0.0 e	0.0 e	0.0 e	0.0 e	....	....	....	....	....	....
<b>Western Hemisphere</b>	<b>205</b>	<b>0.4</b>	<b>0.2</b>	<b>0.1</b>	<b>0.0</b>	<b>0.0</b>	<b>0.0</b>	<b>24.1</b>	<b>6.8</b>	<b>6.1</b>	<b>6.6</b>	<b>6.9</b>	<b>6.5</b>
Barbados	316	....	....	....	....	....	....	0.0 e	0.0 e	0.0 e	0.0 e	0.0 e	0.0 e
Belize	339	0.0 e	0.0 e	0.0 e	0.0 e	0.0 e	0.0 e	....	....	....	....	....	....
Brazil	223	0.1 e	0.0 e	0.0 e	0.0 e	0.0 e	0.0 e	0.2 e	0.1 e	0.0 e	0.0 e	0.0 e	0.0 e
Chile	228	0.1 e	0.1 e	....	....	....	....	....	....	....	....	....	....
Colombia	233	0.1 e	0.0 e	0.1 e	....	....	....	....	....	....	....	....	....
Costa Rica	238	0.0 e	0.0 e	0.0 e	0.0 e	0.0 e	0.0 e	....	....	....	....	....	....
Dominican Republic	243	0.0 e	0.0 e	0.0 e	0.0 e	0.0 e	0.0 e	0.1 e	0.0 e	0.0 e	0.0 e	0.0 e	0.0 e
El Salvador	253	0.1 e	....	0.0 e	....	....	....	....	....	....	....	....	....
Guatemala	258	0.0 e	0.0 e	0.0 e	0.0 e	0.0 e	0.0 e	23.6 e	6.6 e	6.0 e	6.5 e	6.8 e	6.4 e
Guyana	336	0.0 e	0.0 e	0.0 e	0.0 e	0.0 e	0.0 e	....	....	....	....	....	....
Nicaragua	278	....	....	....	....	....	....	0.0 e	0.0 e	0.0 e	0.0 e	0.0 e	0.0 e
Paraguay	288	0.0 e	0.0 e	0.0 e	0.0 e	0.0 e	0.0 e	....	....	....	....	....	....
Peru	293	....	....	....	....	....	....	0.2 e	0.0 e	0.1 e	0.0 e	0.0 e	0.1 e
Uruguay	298	....	....	....	....	....	....	0.1 e	....	....	....	....	....

# Gibraltar (823)

In Millions of U.S. Dollars

		Exports (FOB)						Imports (CIF)					
		2015	2015Q3	2015Q4	2016Q1	2016Q2	2016Q3	2015	2015Q3	2015Q4	2016Q1	2016Q2	2016Q3
Venezuela, Rep. Bol.	299	0.0 e	0.0 e	0.0 e	0.0 e	0.0 e	0.0 e	....	....	....	....	....	....
<b>Memorandum Items</b>													
Africa	605	65.9	17.7	14.8	12.9	13.9	13.4	50.2	12.0	11.0	9.2	11.3	10.2
Middle East	405	0.4	0.1	0.1	0.1	0.1	0.1	....	....	....	....	....	....
European Union	998	335.3	88.6	61.7	39.8	108.4	69.2	5,344.7	1,119.4	1,243.3	974.5	1,135.5	1,211.3
Export earnings: fuel	080	7.5	1.8	1.8	1.1	1.4	1.2	626.6	116.2	57.2	68.9	72.2	90.9
Export earnings: nonfuel	092	423.7	107.0	98.2	63.6	121.5	84.3	9,065.7	2,283.1	2,091.6	1,775.1	2,296.9	2,240.5

# Greece (174)

In Millions of U.S. Dollars

		Exports (FOB)						Imports (CIF)					
		2015	2015Q3	2015Q4	2016Q1	2016Q2	2016Q3	2015	2015Q3	2015Q4	2016Q1	2016Q2	2016Q3
IFS World		28,705.2	6,967.4	7,217.2	6,300.0	7,033.1	7,279.0	48,305.9	10,674.1	12,804.8	11,149.7	12,715.6	11,633.3
World	001	28,702.4	6,967.5	7,222.7	6,310.8	7,098.9	7,340.1	48,305.4	10,673.6	12,799.4	11,264.7	12,881.2	11,767.8
Advanced Economies	110	15,540.6	3,908.3	3,786.1	3,636.6	4,007.0	3,947.6	26,025.0	5,542.1	7,246.7	6,366.1	7,594.9	6,279.3
Euro Area	163	10,826.6	2,777.1	2,564.3	2,665.7	2,962.6	2,795.1	19,488.4	4,159.5	5,068.4	4,902.4	5,366.5	4,897.5
Austria	122	205.4	53.0	47.6	49.7	63.9	60.8	468.0	97.9	115.2	139.8	130.2	123.6
Belgium	124	385.4	95.9	80.8	90.4	123.8	92.2	1,598.3	343.7	422.5	420.6	436.4	463.9
Cyprus	423	1,708.7	431.9	458.3	423.5	459.1	464.2	367.3	89.5	100.3	98.3	118.5	89.7
Estonia	939	9.2	2.2	2.5	2.1	4.7	3.3	12.1	1.8	2.9	2.1	10.4	2.8
Finland	172	203.4	47.6	53.9	51.9	43.1	36.8	119.8	22.5	28.9	29.3	37.6	30.3
France	132	739.5	183.7	165.5	181.8	196.9	212.6	2,163.1	432.0	539.7	526.5	573.2	528.6
Germany	134	2,100.3	543.5	507.3	514.1	575.0	561.7	5,203.5	1,109.9	1,320.2	1,331.3	1,430.3	1,294.5
Ireland	178	92.1	24.1	22.2	18.2	27.1	27.7	351.0	84.7	72.5	70.0	114.2	81.4
Italy	136	3,251.6	828.2	732.5	789.6	864.0	739.0	4,031.5	823.6	1,076.2	1,021.5	1,170.8	1,057.4
Latvia	941	28.1	8.2	5.1	2.8	5.6	6.4	18.1	3.7	4.4	4.7	5.8	4.0
Lithuania	946	56.1	17.5	9.5	8.8	16.0	14.8	27.4	5.6	9.5	6.4	7.1	6.8
Luxembourg	137	8.8	2.0	3.8	2.1	2.8	3.1	151.8	27.5	71.7	29.0	17.5	10.1
Malta	181	263.4	93.0	56.5	40.4	63.8	78.0	23.3	6.2	6.3	5.9	5.9	6.7
Netherlands	138	563.8	148.1	139.3	160.9	187.4	173.4	2,671.7	633.1	708.2	629.6	683.5	664.9
Portugal	182	162.9	47.1	35.1	47.7	39.6	50.1	133.4	22.5	33.3	27.6	28.6	25.7
Slovak Republic	936	96.4	23.1	19.6	19.9	23.4	21.3	176.1	25.5	48.9	40.8	46.4	34.3
Slovenia	961	173.0	59.3	35.1	63.7	58.1	58.3	199.4	53.5	48.0	56.6	57.1	66.6
Spain	184	778.6	168.5	189.7	198.0	208.0	191.5	1,772.7	376.4	460.0	462.6	493.0	406.1
Australia	193	153.8	39.0	38.7	31.6	33.8	36.6	9.8	3.1	2.7	1.8	3.4	2.9
Canada	156	156.7	41.5	40.1	32.2	37.8	43.3	95.3	14.0	27.3	24.7	28.2	14.8
China,P.R.: Hong Kong	532	100.6	19.5	17.4	15.4	16.4	17.2	41.7	7.3	9.0	7.7	8.3	7.3
China,P.R.: Macao	546	1.9	0.1	0.3	0.0	0.1	0.0	0.1	....	0.0	0.1	0.2	0.4
Czech Republic	935	217.0	56.7	48.4	55.0	64.0	54.7	321.5	62.0	84.0	78.1	88.9	80.3
Denmark	128	142.3	31.9	37.8	30.5	45.6	40.0	511.8	141.2	142.9	131.4	126.9	170.7
Iceland	176	2.0	0.5	0.6	0.9	0.9	0.9	6.8	0.7	1.1	0.4	0.7	1.7
Israel	436	260.0	62.8	105.8	65.5	82.6	74.7	493.8	124.6	123.9	81.8	90.9	59.2
Japan	158	67.7	12.4	22.9	16.0	14.1	11.9	273.5	75.7	23.9	75.0	38.1	54.4
Korea, Republic of	542	330.3	50.4	56.8	27.5	24.4	15.8	1,640.4	286.0	974.2	308.4	984.6	223.4
New Zealand	196	13.3	3.6	3.3	3.5	2.9	4.0	26.7	7.0	3.2	5.0	12.0	13.9
Norway	142	59.2	18.9	13.8	18.6	16.2	17.7	116.0	17.5	17.4	35.7	17.6	15.4
San Marino	135	2.1	0.8	0.4	0.1	0.1	0.5	4.3	0.3	0.2	0.2	0.9	0.6
Singapore	576	191.3	18.0	69.0	60.3	24.6	80.7	38.6	8.0	11.4	9.3	9.8	14.6
Sweden	144	195.4	53.0	45.0	45.4	63.6	54.8	306.0	54.3	78.5	81.7	101.4	78.1
Switzerland	146	145.8	38.7	34.5	33.6	38.9	46.4	477.8	116.3	110.6	118.2	131.0	117.0
Taiwan Prov.of China	528	77.5	27.7	14.8	2.4	2.6	4.4	126.5	24.8	26.1	34.0	37.1	33.6
United Kingdom	112	1,217.8	339.8	298.6	267.7	289.0	338.8	1,386.4	274.9	390.9	305.6	356.5	358.7
United States	111	1,379.3	315.8	373.5	264.8	286.8	310.0	659.7	164.9	151.0	164.8	191.7	134.7
Vatican	187	....	....	....	0.0	0.0	....	....	....	....	....	....	....
Emerg. & Dev. Economies	200	12,973.7	3,024.1	3,430.2	2,670.6	3,086.0	3,386.2	22,233.7	5,129.0	5,549.0	4,894.4	5,282.7	5,484.1
Emerg. & Dev. Asia	505	591.3	150.8	169.8	125.6	192.1	172.7	3,793.1	820.1	948.8	1,183.6	1,096.9	1,138.4
American Samoa	859	0.1	0.1	....	....	....	....	....	....	....	....	....	....
Bangladesh	513	10.8	2.7	3.5	4.5	5.0	5.8	30.9	8.6	4.7	10.3	10.5	11.7
Brunei Darussalam	516	0.5	0.2	0.1	0.0	0.0	0.1	....	....	....	....	....	....
Cambodia	522	0.8	0.3	0.1	0.1	0.8	0.7	19.8	4.6	3.4	4.2	4.4	4.7
China,P.R.: Mainland	924	252.5	67.9	66.6	57.9	105.5	90.7	2,832.0	620.9	683.2	815.9	826.2	902.7
Fiji	819	0.1	0.0	0.0	0.0	....	0.0	....	....	....	....	0.0	....
F.T. French Polynesia	887	0.3	0.1	0.1	0.1	0.1	0.1	0.1	....	0.0	0.3	0.2	0.1
F.T. New Caledonia	839	0.5	0.1	0.1	0.1	0.2	0.2	....	....	....	....	....	....
Guam	829	0.0	....	....	0.0	0.0	0.0	....	....	....	0.0	....	....
India	534	67.3	14.9	14.5	13.5	16.9	21.5	316.2	69.1	71.5	86.2	93.0	81.4
Indonesia	536	62.9	9.0	17.4	15.6	12.2	7.3	163.7	38.1	33.0	38.2	42.6	35.1
Kiribati	826	0.3	....	....	0.0	0.0	0.0	0.0	....	....	0.0	....	....
Lao People's Dem.Rep	544	0.0	....	....	0.0	....	0.4	0.1	0.1	....	....	....	....
Malaysia	548	12.0	1.8	5.5	1.7	2.2	4.9	77.2	16.0	23.8	19.9	24.6	19.1
Maldives	556	0.6	0.2	0.3	0.2	0.1	0.1	....	....	....	....	....	0.0
Marshall Islands	867	96.4	26.9	32.5	11.7	31.1	16.2	86.2	3.1	66.8	131.5	6.2	1.3

# Greece (174)

In Millions of U.S. Dollars

		Exports (FOB)						Imports (CIF)					
		2015	2015Q3	2015Q4	2016Q1	2016Q2	2016Q3	2015	2015Q3	2015Q4	2016Q1	2016Q2	2016Q3
Micronesia	868	0.0	....	....	....	....	....	....	....	....	....	....	....
Mongolia	948	0.3	0.2	0.0	0.0	0.1	0.1	0.1	0.0	0.0	....	0.0	0.0
Myanmar	518	0.1	0.0	0.0	0.1	0.1	0.0	2.4	0.8	0.4	0.5	0.4	0.9
Nauru	836	....	....	....	....	....	....	0.0	....	0.0	....	....	....
Nepal	558	0.1	0.0	0.0	0.0	0.0	0.0	0.4	0.1	0.1	0.1	0.1	0.1
Palau	565	2.1	0.5	1.1	0.2	0.1	0.2	....	....	....	5.5	....	1.8
Papua New Guinea	853	0.0	0.0	0.0	0.0	0.0	0.0	0.3	0.2	0.1	....	0.3	0.3
Philippines	566	7.5	2.2	2.0	2.6	2.6	2.6	7.1	1.5	1.1	1.9	2.6	2.1
Samoa	862	0.1	....	....	....	....	....	....	....	....	....	....	....
Solomon Islands	813	....	....	....	....	....	0.0	....	....	....	....	....	0.1
Sri Lanka	524	6.6	1.1	1.8	1.8	1.8	1.4	4.7	1.1	0.9	1.0	1.3	1.0
Thailand	578	48.1	16.9	17.1	9.2	7.8	10.8	104.3	24.4	23.0	30.4	35.0	32.7
Tonga	866	0.0	....	0.0	0.0	....	....	0.0	....	0.0	....	....	....
Tuvalu	869	0.1	....	....	....	0.0	0.0	....	....	....	....	....	....
Vanuatu	846	0.6	0.2	0.2	0.1	0.4	0.3	0.0	....	....	....	0.0	....
Vietnam	582	17.9	5.0	6.4	5.6	4.5	8.6	147.6	31.5	36.7	37.7	48.1	43.1
Asia n.s.	598	2.6	0.7	0.5	0.4	0.5	0.6	0.0	0.0	....	0.0	1.2	....
<b>Europe</b>	<b>170</b>	<b>7,450.0</b>	<b>1,772.3</b>	<b>1,921.0</b>	<b>1,539.6</b>	<b>1,774.8</b>	<b>1,821.9</b>	<b>11,504.4</b>	<b>2,600.1</b>	<b>3,027.0</b>	<b>2,368.7</b>	<b>2,724.8</b>	<b>2,554.8</b>
<b>Emerg. &amp; Dev. Europe</b>	<b>903</b>	<b>6,758.9</b>	<b>1,612.1</b>	<b>1,679.3</b>	<b>1,441.4</b>	<b>1,642.5</b>	<b>1,588.3</b>	<b>5,638.9</b>	<b>1,310.5</b>	<b>1,568.1</b>	<b>1,365.7</b>	<b>1,545.0</b>	<b>1,449.9</b>
Albania	914	385.6	88.1	97.5	78.8	121.5	111.2	110.7	22.8	32.1	31.9	39.8	29.3
Bosnia and Herzegovina	963	77.4	19.2	19.9	18.1	18.0	17.9	11.8	5.1	2.3	1.2	3.8	1.9
Bulgaria	918	1,499.6	369.8	395.8	314.6	362.5	376.8	1,654.8	405.4	446.9	379.4	464.7	459.4
Croatia	960	91.2	14.4	12.8	25.0	24.1	23.9	97.4	26.9	43.0	16.3	13.0	15.0
Faroe Islands	816	0.0	0.0	....	0.0	0.0	0.2	0.3	0.1	....	....	0.2	0.2
Gibraltar	823	439.4	105.9	89.5	133.3	105.9	116.7	37.4	18.3	0.0	0.0	0.0	1.0
Hungary	944	120.2	25.3	31.1	34.5	39.4	33.5	408.2	85.0	119.1	110.3	122.2	97.1
Kosovo	967	31.6	8.0	8.8	6.5	10.0	13.1	1.1	0.2	0.4	0.3	0.2	0.2
Macedonia, FYR	962	650.0	174.6	157.8	129.3	165.7	163.0	254.1	59.1	67.1	63.0	65.2	64.4
Montenegro	943	130.4	39.4	22.7	22.9	26.9	43.8	11.2	0.0	11.1	0.0	0.0	0.2
Poland	964	397.3	98.9	105.1	108.9	103.1	104.3	591.9	124.6	177.8	157.7	172.5	170.7
Romania	968	806.3	196.1	205.7	214.0	214.8	209.3	809.8	211.2	177.6	175.4	224.5	211.7
Serbia, Republic of	942	232.3	53.6	62.1	57.5	69.5	62.9	175.5	36.7	48.8	42.4	44.5	43.1
Turkey	186	1,897.7	418.8	470.5	298.0	381.1	311.6	1,474.8	315.0	441.9	387.7	394.3	355.6
<b>CIS</b>	<b>901</b>	<b>690.6</b>	<b>160.1</b>	<b>241.6</b>	<b>98.2</b>	<b>132.3</b>	<b>233.6</b>	<b>5,865.4</b>	<b>1,289.5</b>	<b>1,458.8</b>	<b>1,003.0</b>	<b>1,179.8</b>	<b>1,104.9</b>
Armenia	911	11.0	3.3	3.6	2.7	2.6	2.7	0.1	0.0	0.1	0.0	0.1	0.1
Azerbaijan, Rep. of	912	8.5	1.3	1.6	2.5	1.9	11.9	246.4	70.6	30.9	0.2	0.2	2.4
Belarus	913	11.8	3.3	1.5	3.2	2.8	2.8	17.1	12.6	0.1	0.1	0.3	0.2
Georgia	915	81.7	26.4	20.7	16.7	11.8	21.6	11.6	1.5	3.0	4.1	4.2	2.5
Kazakhstan	916	11.5	4.4	3.4	1.2	2.1	6.5	1,572.5	311.6	292.7	343.2	370.9	359.6
Kyrgyz Republic	917	0.3	....	0.1	0.0	0.1	0.1	0.9	0.3	0.3	0.0	0.0	0.1
Moldova	921	103.0	26.2	25.6	9.2	17.8	17.0	35.1	7.1	9.5	6.4	8.6	15.7
Russian Federation	922	235.8	64.2	61.4	37.1	57.6	73.0	3,761.7	841.3	1,070.1	603.9	747.0	653.3
Tajikistan	923	0.0	0.0	0.0	....	....	0.1	0.0	....	....	0.0	0.1	0.1
Turkmenistan	925	6.2	2.0	0.8	0.1	1.5	31.7	34.0	14.1	14.5	....	0.0	27.9
Ukraine	926	217.6	29.1	122.3	25.1	33.8	66.2	186.0	30.4	37.7	44.4	48.2	42.9
Uzbekistan	927	3.2	0.0	0.5	0.4	0.5	0.1	0.1	....	0.0	0.6	0.1	0.1
Europe n.s.	884	0.5	0.1	0.1	0.1	0.0	0.0	0.1	0.1	....	0.1	0.0	0.0
<b>Mid East, N Africa, Pak</b>	<b>440</b>	<b>3,964.2</b>	<b>880.5</b>	<b>1,073.0</b>	<b>809.5</b>	<b>869.3</b>	<b>1,113.6</b>	<b>5,896.1</b>	<b>1,493.1</b>	<b>1,315.2</b>	<b>1,120.6</b>	<b>1,196.2</b>	<b>1,563.6</b>
Afghanistan, I.R. of	512	0.7	0.2	0.1	0.0	0.1	0.0	....	....	....	....	0.0	0.0
Algeria	612	217.3	45.7	66.3	49.8	40.0	64.6	146.4	17.4	27.0	29.6	20.4	60.6
Bahrain, Kingdom of	419	8.3	1.4	3.1	3.8	2.2	2.0	0.3	0.1	0.0	0.0	0.0	18.4
Djibouti	611	0.6	0.1	0.4	0.2	0.2	1.0	0.2	0.1	0.1	0.0	0.0	....
Egypt	469	1,151.6	154.5	359.8	239.1	136.6	258.8	726.6	199.3	157.3	150.3	153.5	162.7
Iran, I.R. of	429	26.1	7.5	5.7	6.3	8.3	11.7	13.9	3.3	6.3	8.7	257.0	278.1
Iraq	433	53.3	8.0	17.1	7.7	5.0	8.2	3,320.3	912.8	801.7	606.3	458.3	712.5
Jordan	439	40.2	6.3	13.2	7.9	11.4	8.4	5.6	0.4	1.0	1.5	2.2	0.8
Kuwait	443	23.9	3.8	7.0	5.4	7.2	6.6	21.3	6.3	4.2	0.8	0.3	4.3
Lebanon	446	853.0	230.4	221.9	208.9	259.9	355.6	37.9	17.4	7.6	5.9	7.4	3.6
Libya	672	165.5	50.9	32.6	54.5	78.5	134.6	293.2	....	23.6	33.0	43.8	1.6
Mauritania	682	6.9	2.6	1.9	2.8	2.7	1.9	8.7	1.8	1.7	1.7	3.4	2.0

# Greece (174)

In Millions of U.S. Dollars

		Exports (FOB)						Imports (CIF)					
		2015	2015Q3	2015Q4	2016Q1	2016Q2	2016Q3	2015	2015Q3	2015Q4	2016Q1	2016Q2	2016Q3
Morocco	686	37.0	10.6	12.7	10.5	61.3	9.5	28.1	7.7	10.0	16.0	13.3	8.5
Oman	449	10.8	3.8	2.7	4.4	8.7	5.5	3.7	0.2	0.5	0.5	0.8	0.4
Pakistan	564	14.8	1.8	5.8	1.5	2.1	1.0	57.6	10.3	12.5	16.4	19.6	14.5
Qatar	453	38.8	12.4	8.6	14.7	13.9	8.9	52.1	14.7	14.7	20.5	6.9	4.3
Saudi Arabia	456	816.3	192.9	210.9	120.3	133.8	121.9	1,059.7	281.7	225.9	209.1	184.8	270.9
Somalia	726	0.5	0.2	0.2	0.0	0.2	0.1	0.1	....	....	0.1	....	....
Sudan	732	12.9	2.7	7.3	1.4	1.6	1.3	18.2	3.1	2.3	4.1	2.4	3.4
Syrian Arab Republic	463	8.3	1.2	1.1	2.5	4.0	2.8	9.3	0.9	0.6	0.5	0.5	0.4
Tunisia	744	176.0	43.2	18.8	9.9	37.5	33.3	22.9	3.2	6.1	5.6	8.0	5.1
United Arab Emirates	466	299.0	100.3	75.1	56.9	52.9	75.0	68.8	12.2	11.7	9.2	13.0	10.3
West Bank and Gaza	487	0.4	0.1	0.2	0.1	0.4	0.3	0.1	0.0	0.1	0.1	0.2	....
Yemen, Republic of	474	2.1	0.3	0.6	0.6	0.8	0.7	1.0	0.2	0.4	0.9	0.2	1.2
<b>Sub-Saharan Africa</b>	<b>603</b>	<b>410.1</b>	<b>75.1</b>	<b>125.5</b>	<b>66.7</b>	<b>72.6</b>	<b>96.4</b>	<b>334.6</b>	<b>67.3</b>	<b>77.2</b>	<b>76.2</b>	<b>73.9</b>	<b>82.9</b>
Angola	614	6.8	0.4	4.2	0.6	0.2	1.9	0.0	....	....	....	0.0	0.0
Benin	638	0.7	0.2	0.1	1.3	0.0	....	0.5	0.2	0.2	....	0.0	....
Botswana	616	0.2	0.1	0.0	0.1	0.0	0.0	2.7	0.6	1.4	0.7	0.8	1.1
Burkina Faso	748	1.4	1.3	0.0	1.2	1.2	2.6	0.4	....	....	....	0.4	....
Burundi	618	0.1	0.1	0.0	0.1	0.0	0.2	....	....	....	....	....	....
Cabo Verde	624	0.0	0.0	0.0	0.1	0.0	0.0	0.1	....	0.1	....	....	....
Cameroon	622	16.3	4.6	1.7	1.5	6.4	2.8	3.2	1.3	0.6	0.9	1.2	1.5
Central African Rep.	626	0.1	0.0	0.1	0.1	0.0	0.0	0.1	0.1	....	....	....	....
Chad	628	0.2	0.0	0.0	0.0	....	....	0.4	....	0.4	....	0.1	0.1
Comoros	632	0.6	0.0	0.3	0.1	0.1	0.1	0.2	....	0.1	0.2	....	....
Congo, Dem. Rep. of	636	2.6	0.1	0.3	0.0	0.1	0.0	2.4	0.4	0.7	0.6	1.2	0.5
Congo, Republic of	634	1.5	0.4	0.6	0.3	0.9	1.0	74.3	15.6	23.2	29.3	23.1	26.4
Côte d'Ivoire	662	7.5	1.1	0.3	3.3	1.2	0.8	17.1	3.8	3.6	4.3	1.6	1.2
Equatorial Guinea	642	0.4	0.2	0.1	0.0	0.1	....	0.1	....	0.0	0.1	....	....
Ethiopia	644	21.3	5.8	8.0	5.8	2.4	5.2	6.2	1.0	2.2	2.5	2.6	2.1
Gabon	646	0.8	0.2	0.1	0.2	3.2	1.9	16.4	6.0	1.8	1.9	6.0	3.1
Gambia, The	648	0.1	0.0	....	0.0	....	....	....	....	....	....	....	....
Ghana	652	53.1	3.9	37.9	4.3	3.7	6.1	13.8	6.1	6.4	1.3	0.9	0.3
Guinea	656	3.6	0.1	0.5	1.9	0.5	0.2	0.0	....	0.0	0.0	....	0.0
Guinea-Bissau	654	0.1	....	0.0	0.2	....	....	....	....	....	....	....	....
Kenya	664	31.8	1.3	1.0	2.6	1.8	2.4	2.1	0.4	0.3	0.4	1.1	0.6
Lesotho	666	....	....	....	....	0.0	....	....	....	....	....	....	....
Liberia	668	88.1	21.6	21.9	15.9	20.6	24.0	41.3	0.2	5.4	0.0	0.5	7.4
Madagascar	674	2.1	0.4	0.6	0.1	1.0	0.2	1.9	0.3	0.7	0.8	0.5	0.4
Malawi	676	0.0	....	0.0	0.0	....	....	7.9	1.9	1.1	2.8	1.6	1.6
Mali	678	0.7	0.1	0.4	0.3	0.3	4.7	....	....	....	....	....	....
Mauritius	684	2.0	0.8	0.3	0.5	1.0	0.9	15.5	4.7	4.3	5.0	5.9	8.4
Mozambique	688	0.5	0.3	0.1	0.0	0.1	0.2	33.3	2.2	3.0	1.6	0.3	0.7
Namibia	728	1.0	0.5	0.2	0.3	0.1	0.2	4.1	1.1	1.1	0.8	0.8	0.9
Niger	692	1.6	0.0	0.1	0.0	0.0	0.0	....	....	....	....	....	....
Nigeria	694	37.8	8.4	7.9	5.4	6.1	5.4	14.3	3.0	4.3	5.2	4.1	2.3
Rwanda	714	0.2	0.0	0.1	0.1	0.0	0.0	....	....	....	....	....	....
São Tomé & Príncipe	716	0.3	0.2	....	....	....	0.0	....	....	....	....	....	....
Senegal	722	2.0	0.5	0.7	0.6	1.5	12.0	11.0	2.4	2.0	2.6	2.5	2.8
Seychelles	718	0.6	0.2	0.1	0.1	0.6	0.1	0.0	....	....	....	....	....
Sierra Leone	724	5.1	1.5	1.3	2.3	1.0	1.1	0.2	....	0.0	0.3	0.0	0.1
South Africa	199	54.4	14.7	16.4	9.7	15.8	17.7	47.9	11.9	9.4	8.8	13.9	18.1
South Sudan, Rep. of	733	0.0	0.0	....	....	0.0	....	....	....	....	....	....	....
Swaziland	734	0.2	0.0	0.0	0.0	0.0	0.1	0.0	0.0	....	0.0	0.0	....
Tanzania	738	2.0	0.4	0.5	0.4	0.7	0.8	10.3	2.9	2.0	2.3	3.3	1.7
Togo	742	49.8	2.1	13.8	6.4	1.3	1.0	0.4	0.1	0.0	0.5	0.1	0.1
Uganda	746	0.5	0.0	0.1	0.1	0.2	0.6	4.6	0.8	1.5	1.5	0.5	0.7
Zambia	754	1.2	0.3	0.5	0.9	0.1	0.0	0.3	0.0	0.1	0.1	0.1	....
Zimbabwe	698	0.2	0.0	0.0	0.1	0.0	0.0	1.7	0.0	1.2	1.5	0.6	0.8
Africa n.s.	799	10.4	3.0	4.8	....	....	2.2	0.0	0.0	....	....	....	....
<b>Western Hemisphere</b>	<b>205</b>	<b>558.1</b>	<b>145.4</b>	<b>141.0</b>	<b>129.2</b>	<b>177.2</b>	<b>181.6</b>	<b>705.5</b>	<b>148.3</b>	<b>180.9</b>	<b>145.2</b>	<b>190.9</b>	<b>144.3</b>
Anguilla	312	0.0	0.0	0.0	....	....	....	....	....	....	....	....	....

# Greece (174)

In Millions of U.S. Dollars

		Exports (FOB)						Imports (CIF)					
		2015	2015Q3	2015Q4	2016Q1	2016Q2	2016Q3	2015	2015Q3	2015Q4	2016Q1	2016Q2	2016Q3
Antigua and Barbuda	311	15.0	3.4	3.1	3.5	2.8	2.8	....	....	....	0.0	0.0	0.0
Argentina	213	9.8	5.1	3.1	1.8	0.9	0.6	137.0	40.7	34.6	30.6	29.9	33.5
Aruba	314	0.1	0.0	0.0	0.1	0.0	0.0	0.0	....	....	....	....	....
Bahamas, The	313	42.8	15.4	9.5	2.3	14.7	21.7	0.5	0.0	0.2	0.1	0.2	0.1
Barbados	316	1.0	0.3	0.1	0.2	0.9	0.8	0.0	0.0	0.0	0.0	0.0	0.0
Belize	339	3.5	1.4	0.3	0.2	0.5	0.5	0.3	....	....	....	0.0	....
Bermuda	319	11.1	6.1	1.0	0.6	1.5	4.0	0.0	0.0	....	....	....	0.0
Bolivia	218	6.4	0.5	5.4	0.4	0.3	0.3	0.4	0.1	0.1	0.2	0.0	0.0
Brazil	223	40.2	10.4	7.3	18.1	36.2	43.6	116.7	23.5	33.8	33.1	36.9	25.3
Chile	228	13.3	2.8	5.6	5.9	5.6	12.3	131.1	22.1	27.8	16.9	24.0	27.5
Colombia	233	8.6	2.8	3.1	5.0	2.0	2.4	17.6	3.0	4.2	4.7	5.9	4.2
Costa Rica	238	0.9	0.3	0.3	0.1	0.3	0.7	17.7	3.9	3.4	1.6	2.2	1.9
Curacao	354	2.7	0.4	0.7	0.4	15.3	0.2	0.0	0.0	0.0	0.0	0.0	0.0
Dominica	321	0.0	0.0	....	0.0	0.0	0.0	....	....	....	....	....	0.0
Dominican Republic	243	11.6	1.9	1.2	1.5	0.9	1.0	1.2	0.1	0.3	0.4	0.2	0.2
Ecuador	248	3.4	1.9	0.4	0.3	0.5	1.1	77.0	13.7	16.2	27.9	25.9	19.4
El Salvador	253	0.4	0.1	0.1	0.2	0.2	0.1	0.5	0.1	0.1	0.0	0.2	0.1
Falkland Islands	323	24.7	2.6	4.0	....	....	8.0	....	....	....	....	....	....
Greenland	326	0.0	0.0	....	....	0.0	....	....	....	....	....	....	....
Grenada	328	0.1	0.1	....	0.0	0.1	0.0	....	....	....	....	....	....
Guatemala	258	2.7	0.7	1.0	0.6	0.5	0.5	9.2	1.6	4.3	1.3	0.6	2.5
Guyana	336	0.1	0.0	0.0	....	0.0	....	0.0	0.0	....	....	....	....
Haiti	263	1.1	0.0	0.0	0.8	0.0	0.0	0.0	0.0	....	0.0	0.0	....
Honduras	268	1.0	0.5	0.5	0.3	0.4	0.7	1.0	0.5	0.1	0.7	0.3	0.3
Jamaica	343	1.4	0.3	0.3	0.4	0.4	0.3	0.0	0.0	0.0	0.0	0.0	0.0
Mexico	273	188.0	36.6	54.4	49.0	51.3	44.6	31.7	6.4	12.6	9.0	9.7	10.2
Montserrat	351	0.3	0.1	0.1	....	....	....	....	....	....	....	....	....
Nicaragua	278	0.1	0.0	0.1	0.1	0.1	0.0	1.0	0.1	0.5	0.5	0.7	0.8
Panama	283	111.9	30.0	28.3	21.9	29.5	27.2	47.9	1.6	1.8	0.5	2.6	0.4
Paraguay	288	9.6	3.1	1.8	1.9	1.8	1.5	55.9	16.8	16.8	2.8	13.8	8.6
Peru	293	17.1	5.3	5.0	2.5	1.5	2.7	3.2	0.8	0.8	1.5	0.9	1.1
Sint Maarten	352	0.2	0.0	0.1	0.1	0.0	0.0	....	....	....	....	....	....
St. Kitts and Nevis	361	0.1	0.0	0.0	0.0	0.0	0.1	....	....	....	....	....	0.0
St. Lucia	362	0.0	0.0	....	0.1	0.2	0.0	....	....	....	0.0	....	....
St. Vincent & Grens.	364	2.7	0.6	0.7	0.4	0.5	0.6	0.5	0.0	....	....	22.9	0.3
Suriname	366	0.1	0.0	0.0	0.0	0.0	0.0	0.4	....	0.4	0.0	....	....
Trinidad and Tobago	369	1.5	0.3	0.5	0.4	0.4	0.4	16.2	5.2	4.1	0.0	2.4	2.6
Uruguay	298	8.4	2.4	1.9	1.5	1.4	1.4	3.4	1.1	0.2	11.4	9.3	4.2
Venezuela, Rep. Bol.	299	8.7	5.7	0.9	8.1	0.3	0.5	12.7	0.0	7.2	1.9	1.3	0.8
Western Hem. n.s.	399	7.8	4.2	0.4	0.4	6.0	0.7	22.4	6.8	11.4	0.0	1.0	0.0
<b>Other Countries n.i.e</b>	910	<b>1.9</b>	<b>0.4</b>	<b>0.7</b>	<b>0.4</b>	<b>0.5</b>	<b>0.7</b>	<b>12.7</b>	<b>2.3</b>	<b>3.3</b>	<b>3.5</b>	<b>2.4</b>	<b>3.4</b>
Cuba	928	1.5	0.4	0.6	0.3	0.5	0.5	12.7	2.3	3.3	3.5	2.4	3.4
Korea, Dem. People's Rep.	954	0.4	....	0.1	0.0	....	0.2	....	....	....	....	....	....
<b>Special Categories</b>	899	<b>55.0</b>	<b>16.1</b>	<b>0.1</b>	<b>0.0</b>	<b>0.0</b>	<b>0.0</b>	<b>32.7</b>	<b>....</b>	<b>....</b>	<b>0.1</b>	<b>....</b>	<b>....</b>
<b>Countries &amp; Areas n.s.</b>	898	<b>131.3</b>	<b>18.6</b>	<b>5.6</b>	<b>3.2</b>	<b>5.4</b>	<b>5.6</b>	<b>1.4</b>	<b>0.3</b>	<b>0.4</b>	<b>0.5</b>	<b>1.2</b>	<b>0.9</b>
<b>Memorandum Items</b>													
Africa	605	861.2	180.0	233.0	141.3	216.0	207.9	559.2	100.6	124.4	133.2	121.5	162.6
Middle East	405	3,497.5	773.6	959.6	733.4	723.7	1,001.0	5,613.9	1,449.5	1,255.5	1,047.2	1,129.0	1,469.5
European Union	998	15,513.7	3,963.1	3,744.7	3,761.3	4,168.6	4,031.2	25,576.1	5,544.8	6,729.1	6,338.2	7,037.0	6,539.2
Export earnings: fuel	080	2,000.0	519.6	520.2	386.0	428.4	577.7	10,824.7	2,533.3	2,585.6	1,937.2	2,172.8	2,464.9
Export earnings: nonfuel	092	26,702.4	6,447.9	6,702.5	5,924.9	6,670.5	6,762.4	37,480.7	8,140.3	10,213.9	9,327.5	10,708.4	9,302.9



# Greenland (326)

In Millions of U.S. Dollars

		Exports (FOB)						Imports (CIF)					
		2015	2015Q3	2015Q4	2016Q1	2016Q2	2016Q3	2015	2015Q3	2015Q4	2016Q1	2016Q2	2016Q3
IFS World		350.0	....	....	....	....	....	600.0	....	....	....	....	....
World	001	452.7	152.1	127.5	106.2	119.7	157.7	586.3	165.1	158.9	148.0	210.5	211.4
Advanced Economies	110	387.2	132.8	105.1	84.3	106.7	133.4	556.3	161.1	140.6	100.2	172.8	162.6
Euro Area	163	28.7	28.5	0.1	0.5	0.1	0.1	36.6	9.0	9.7	7.8	26.2	17.5
Austria	122	0.0 e	0.0 e	....	....	....	....	0.6	0.1 r	0.2 r	0.1 r	0.2 r	0.1 r
Belgium	124	....	....	....	....	....	....	1.3	0.5 r	0.2 r	0.2 r	0.4 r	0.6 r
Cyprus	423	....	....	....	....	....	....	0.0	....	....	....	....	....
Estonia	939	....	....	....	....	0.0 r	....	0.2	....	....	0.0 r	0.0 r	0.0 r
Finland	172	....	....	....	....	....	....	1.4	0.1 r	0.1 r	0.5 r	0.7 r	0.1 r
France	132	....	....	....	....	....	....	3.0	0.4 r	1.8 r	0.9 r	0.6 r	0.2 r
Germany	134	0.2	0.0 r	0.1 r	0.0 r	0.0 r	0.1 r	13.4	3.5 r	3.6 r	2.7 r	2.9 r	10.8 r
Greece	174	....	....	....	....	....	....	0.1	0.1 r	....	....	0.0 r	....
Ireland	178	....	....	....	....	....	....	0.5	....	....	0.0 r	0.0 r	0.0 r
Italy	136	0.0	0.0 r	0.0 r	0.0 r	0.0 r	0.0 r	2.3	0.5 r	0.6 r	0.2 r	0.3 r	0.2 r
Latvia	941	0.1 e	....	....	....	....	....	0.1	0.0 r	0.0 r	0.0 r	0.0 r	0.0 r
Lithuania	946	....	....	....	....	....	....	0.4	0.2 r	0.2 r	0.0 r	0.1 r	0.0 r
Luxembourg	137	....	....	....	....	....	....	0.0	0.0 r	0.0 r	0.0 r	0.0 r	0.0 r
Malta	181	....	....	....	....	....	....	0.0	0.0 r	0.0 r	0.0 r	0.0 r	0.0 r
Netherlands	138	0.0	0.0 r	0.0 r	0.0 r	0.0 r	0.0 r	10.9	2.6 r	2.5 r	2.4 r	3.4 r	5.0 r
Portugal	182	28.4	28.4 r	....	0.4 r	0.1 r	....	0.6	0.1 r	0.2 r	0.4 r	0.3 r	0.1 r
Slovak Republic	936	....	....	....	....	....	....	0.3	....	....	....	0.0 r	....
Slovenia	961	0.0	0.0 r	0.0 r	0.0 r	0.0 r	0.0 r	0.1	....	0.0 r	0.1 r	0.1 r	0.1 r
Spain	184	....	....	....	....	....	....	1.3	0.9 r	0.2 r	0.1 r	17.3 r	0.1 r
Australia	193	....	....	....	....	....	....	0.3	0.1 r	0.1 r	0.1 r	0.1 r	0.1 r
Canada	156	....	....	....	....	....	....	11.6	3.8 r	2.4 r	4.2 r	1.4 r	4.9 r
China,P.R.: Hong Kong	532	....	....	....	....	....	....	0.1	0.0 r	0.0 r	0.0 r	0.0 r	0.0 r
China,P.R.: Macao	546	0.1 e	0.0 e	0.0 e	0.0 e	0.0 e	0.0 e	....	....	....	....	....	....
Czech Republic	935	....	....	....	....	....	....	0.8	0.3 r	0.2 r	0.2 r	0.2 r	0.5 r
Denmark	128	322.4	96.3 r	97.1 r	77.5 r	101.5 r	122.3 r	429.2	124.4 r	113.4 r	83.5 r	122.0 r	118.7 r
Iceland	176	11.8	2.6 r	1.8 r	0.4 r	1.4 r	3.1 r	5.4	1.7 r	1.0 r	0.5 r	0.9 r	1.1 r
Israel	436	....	....	....	....	....	....	0.0	0.0 r	0.0 r	0.0 r	0.0 r	0.0 r
Japan	158	....	....	....	....	....	....	2.9	1.0 r	....	0.1 r	0.0 r	....
Korea, Republic of	542	....	....	....	....	....	....	0.5	0.2 r	0.2 r	0.3 r	0.3 r	0.3 r
New Zealand	196	....	....	....	....	0.0 e	....	2.5	0.6 r	0.6 r	0.6 r	0.6 r	0.6 r
Norway	142	2.9	0.8 r	0.3 r	0.3 r	0.9 r	1.1 r	1.3	0.5 r	0.0 r	0.0 r	1.3 r	0.7 r
Singapore	576	0.2 e	0.0 e	0.2 e	....	0.0 e	0.0 e	0.0	0.0 r	0.0 r	0.0 r	0.0 r	0.1 r
Sweden	144	....	....	....	....	....	....	53.3	18.0 r	9.9 r	1.1 r	17.3 r	15.9 r
Switzerland	146	0.0	0.0 r	0.0 r	0.0 r	0.0 r	0.0 r	0.4	0.1 r	0.1 r	0.3 r	0.0 r	0.0 r
Taiwan Prov.of China	528	21.0 e	4.5 e	5.6 e	5.5 e	2.7 e	6.7 e	0.0 e	0.0 e	0.0 e	0.0 e	0.0 e	....
United Kingdom	112	....	....	....	....	....	....	4.7	1.2 r	1.9 r	1.0 r	1.8 r	1.3 r
United States	111	0.0	0.0 r	0.0 r	0.0 r	0.0 r	0.0 r	6.8	0.3 r	1.1 r	0.4 r	0.6 r	0.9 r
Emerg. & Dev. Economies	200	65.5	19.3	22.4	21.9	13.0	24.4	29.2	3.8	18.1	47.7	37.5	48.5
Emerg. & Dev. Asia	505	2.9	0.8	0.7	0.5	0.4	0.5	20.1	1.4	16.2	35.5	35.0	35.2
Bangladesh	513	....	....	....	....	....	....	0.9	0.2 r	0.2 r	0.2 r	0.2 r	0.2 r
Cambodia	522	....	....	....	....	....	....	0.1	0.0 r	0.0 r	0.0 r	0.0 r	0.0 r
China,P.R.: Mainland	924	1.9	0.5 r	0.6 r	0.5 r	0.4 r	0.5 r	16.0	0.1 r	15.6 r	35.0 r	34.3 r	34.6 r
Fiji	819	....	....	....	....	....	....	0.0	0.0 r	0.0 r	0.0 r	0.0 r	0.0 r
F.T. French Polynesia	887	0.0 e	0.0 e	0.0 e	0.0 e	0.0 e	0.0 e	....	....	....	....	....	....
India	534	....	....	....	....	....	....	0.9	0.6 r	0.1 r	....	....	....
Indonesia	536	0.3 e	0.3 e	....	....	....	....	0.2	0.1 r	0.0 r	0.1 r	0.1 r	0.1 r
Lao People's Dem.Rep	544	....	....	....	....	....	....	0.0	0.0 r	0.0 r	0.0 r	0.0 r	0.0 r
Malaysia	548	0.6 e	0.0 e	0.1 e	0.0 e	0.0 e	0.0 e	0.2	0.1 r	0.1 r	0.1 r	0.1 r	0.1 r
Marshall Islands	867	....	....	....	....	....	....	0.0	0.0 r	0.0 r	0.0 r	0.0 r	0.0 r
Myanmar	518	....	....	....	....	....	....	0.0	0.0 r	0.0 r	0.0 r	0.0 r	0.0 r
Nepal	558	....	....	....	....	....	....	0.0	0.0 r	0.0 r	0.0 r	0.0 r	0.0 r
Papua New Guinea	853	....	....	....	....	....	....	0.0	0.0 r	0.0 r	0.0 r	0.0 r	0.0 r
Philippines	566	0.1 e	....	....	....	....	....	0.0	0.0 r	....	....	....	....
Sri Lanka	524	0.0 e	0.0 e	....	....	....	....	0.1	0.0 r	0.0 r	0.0 r	0.0 r	0.0 r
Thailand	578	....	....	....	....	....	....	1.0	....	....	....	0.0 r	....
Vietnam	582	....	....	....	....	....	....	0.4	0.1 r	0.1 r	0.1 r	0.1 r	0.1 r

# Greenland (326)

In Millions of U.S. Dollars

		Exports (FOB)						Imports (CIF)					
		2015	2015Q3	2015Q4	2016Q1	2016Q2	2016Q3	2015	2015Q3	2015Q4	2016Q1	2016Q2	2016Q3
Asia n.s.	598	....	....	....	....	....	....	0.3	0.1 r	0.1 r	0.1 r	0.1 r	0.1 r
<b>Europe</b>	170	<b>60.6</b>	<b>18.0</b>	<b>21.2</b>	<b>21.1</b>	<b>12.2</b>	<b>23.5</b>	<b>6.3</b>	<b>1.8</b>	<b>0.9</b>	<b>10.8</b>	<b>1.1</b>	<b>11.9</b>
<b>Emerg. &amp; Dev. Europe</b>	903	<b>2.3</b>	<b>0.6</b>	<b>0.7</b>	<b>0.5</b>	<b>0.6</b>	<b>0.7</b>	<b>6.1</b>	<b>1.7</b>	<b>0.8</b>	<b>10.8</b>	<b>1.0</b>	<b>11.8</b>
Albania	914	0.1 e	0.0 e	0.0 e	0.0 e	0.0 e	0.0 e	....	....	....	....	....	....
Bosnia and Herzegovina	963	....	....	....	....	....	....	0.0	0.0 r	0.0 r	0.0 r	0.0 r	0.0 r
Bulgaria	918	....	....	....	....	....	....	0.0	0.0 r	0.0 r	0.0 r	0.0 r	0.0 r
Croatia	960	....	....	....	....	....	....	0.0	0.0 r	0.0 r	0.0 r	0.0 r	0.0 r
Faroe Islands	816	2.1	0.6 r	0.6 r	0.5 r	0.6 r	0.7 r	1.2	0.3 r	0.3 r	0.2 r	0.3 r	0.4 r
Hungary	944	....	....	....	....	....	....	0.9	0.0 r	....	0.0 r	0.0 r	0.0 r
Macedonia, FYR	962	0.0 e	0.0 e	0.0 e	0.0 e	0.0 e	0.0 e	0.0	0.0 r	0.0 r	0.0 r	0.0 r	0.0 r
Montenegro	943	....	....	....	....	0.0 e	....	....	....	....	....	....	....
Poland	964	....	....	....	....	....	....	2.3	0.2 r	0.0 r	10.5 r	0.5 r	11.4 r
Romania	968	....	....	....	....	....	....	0.1	0.0 r	0.0 r	0.0 r	0.0 r	0.0 r
Serbia, Republic of	942	0.1 e	....	0.1 e	....	....	....	0.0	....	0.0 r	0.0 r	0.0 r	0.0 r
Turkey	186	....	....	....	....	....	....	1.5	1.1 r	0.4 r	....	0.1 r	0.0 r
<b>CIS</b>	901	<b>58.4</b>	<b>17.4</b>	<b>20.5</b>	<b>20.6</b>	<b>11.6</b>	<b>22.8</b>	<b>0.1</b>	<b>0.0</b>	<b>0.0</b>	<b>0.0</b>	<b>0.1</b>	<b>0.0</b>
Armenia	911	....	....	....	....	0.0 e	0.0 e	....	....	....	....	....	....
Belarus	913	0.4 e	0.1 e	....	....	0.1 e	....	0.0	0.0 r	0.0 r	0.0 r	0.0 r	0.0 r
Georgia	915	....	....	....	....	....	....	0.0	0.0 r	0.0 r	0.0 r	0.0 r	0.0 r
Kazakhstan	916	....	....	....	....	....	....	0.0	0.0 r	0.0 r	0.0 r	0.0 r	0.0 r
Moldova	921	1.2 e	0.3 e	0.3 e	0.3 e	0.3 e	0.3 e	....	....	....	....	....	....
Russian Federation	922	55.4 e	16.7 e	19.9 e	19.2 e	9.9 e	22.1 e	0.0	0.0 r	0.0 r	0.0 r	0.0 r	0.0 r
Tajikistan	923	....	....	....	....	....	....	0.0	0.0 r	0.0 r	0.0 r	0.0 r	0.0 r
Ukraine	926	1.4 e	0.3 e	0.3 e	1.1 e	1.3 e	0.4 e	0.1	0.0 r	0.0 r	0.0 r	0.0 r	0.0 r
Europe n.s.	884	....	....	....	....	....	....	0.0	0.0 r	0.0 r	0.0 r	0.0 r	0.0 r
<b>Mid East, N Africa, Pak</b>	440	<b>0.1</b>	<b>0.0</b>	<b>0.0</b>	<b>0.0</b>	<b>0.0</b>	<b>0.0</b>	<b>0.5</b>	<b>0.1</b>	<b>0.1</b>	<b>0.1</b>	<b>0.1</b>	<b>0.1</b>
Afghanistan, I.R. of	512	....	....	....	....	....	....	0.0	0.0 r	0.0 r	0.0 r	0.0 r	0.0 r
Algeria	612	....	....	....	....	....	....	0.1	0.0 r	0.0 r	0.0 r	0.0 r	0.0 r
Bahrain, Kingdom of	419	0.0 e	0.0 e	0.0 e	0.0 e	0.0 e	0.0 e	....	....	....	....	....	....
Egypt	469	....	....	....	....	....	....	0.0	0.0 r	0.0 r	0.0 r	0.0 r	0.0 r
Iran, I.R. of	429	....	....	....	....	....	....	0.0	0.0 r	0.0 r	0.0 r	0.0 r	0.0 r
Jordan	439	....	....	....	....	....	....	0.0	0.0 r	0.0 r	0.0 r	0.0 r	0.0 r
Kuwait	443	....	....	....	....	....	....	0.0	0.0 r	0.0 r	0.0 r	0.0 r	0.0 r
Lebanon	446	....	....	....	....	....	....	0.0	0.0 r	0.0 r	0.0 r	0.0 r	0.0 r
Morocco	686	....	....	....	....	....	....	0.0	0.0 r	0.0 r	0.0 r	0.0 r	0.0 r
Pakistan	564	0.0 e	0.0 e	0.0 e	0.0 e	0.0 e	0.0 e	0.4	0.1 r	0.1 r	0.1 r	0.1 r	0.1 r
Saudi Arabia	456	0.1 e	0.0 e	0.0 e	0.0 e	0.0 e	0.0 e	0.0	0.0 r	0.0 r	0.0 r	0.0 r	0.0 r
Tunisia	744	....	....	....	....	....	....	0.0	0.0 r	0.0 r	0.0 r	0.0 r	0.0 r
United Arab Emirates	466	0.0 e	0.0 e	0.0 e	0.0 e	0.0 e	0.0 e	0.0	0.0 r	0.0 r	0.0 r	0.0 r	0.0 r
<b>Sub-Saharan Africa</b>	603	<b>1.9</b>	<b>0.5</b>	<b>0.4</b>	<b>0.3</b>	<b>0.4</b>	<b>0.3</b>	<b>0.6</b>	<b>0.1</b>	<b>0.1</b>	<b>0.1</b>	<b>0.1</b>	<b>0.1</b>
Benin	638	0.0 e	0.0 e	0.0 e	0.0 e	0.0 e	0.0 e	....	....	....	....	....	....
Burkina Faso	748	....	....	....	....	....	....	0.0	0.0 r	0.0 r	0.0 r	0.0 r	0.0 r
Burundi	618	0.0 e	0.0 e	0.0 e	0.0 e	0.0 e	0.0 e	....	....	....	....	....	....
Cameroon	622	....	....	....	....	....	....	0.0	0.0 r	0.0 r	0.0 r	0.0 r	0.0 r
Congo, Dem. Rep. of	636	....	....	....	....	....	....	0.0	0.0 r	0.0 r	0.0 r	0.0 r	0.0 r
Côte d'Ivoire	662	0.3 e	0.1 e	0.1 e	0.1 e	0.1 e	0.1 e	0.0	0.0 r	0.0 r	0.0 r	0.0 r	0.0 r
Ethiopia	644	....	....	....	....	....	....	0.0	0.0 r	0.0 r	0.0 r	0.0 r	0.0 r
Kenya	664	....	....	....	....	....	....	0.0	0.0 r	0.0 r	0.0 r	0.0 r	0.0 r
Madagascar	674	....	....	....	....	....	....	0.0	0.0 r	0.0 r	0.0 r	0.0 r	0.0 r
Malawi	676	....	....	....	....	....	....	0.0	0.0 r	0.0 r	0.0 r	0.0 r	0.0 r
Mali	678	....	....	....	....	....	....	0.0	0.0 r	0.0 r	0.0 r	0.0 r	0.0 r
Mauritius	684	0.0 e	....	0.0 e	0.0 e	0.0 e	0.0 e	0.0	0.0 r	0.0 r	0.0 r	0.0 r	0.0 r
Namibia	728	....	....	....	....	....	....	0.0	0.0 r	0.0 r	0.0 r	0.0 r	0.0 r
Nigeria	694	1.5 e	0.4 e	0.4 e	0.2 e	0.3 e	0.2 e	....	....	....	....	....	....
Seychelles	718	0.0 e	0.0 e	0.0 e	0.0 e	0.0 e	0.0 e	....	....	....	....	....	....
Sierra Leone	724	....	....	....	....	....	....	0.0	0.0 r	0.0 r	0.0 r	0.0 r	0.0 r
South Africa	199	0.0 e	....	....	....	....	0.0 e	0.5	0.1 r	0.1 r	0.1 r	0.1 r	0.1 r
Swaziland	734	....	....	....	....	....	....	0.0	0.0 r	0.0 r	0.0 r	0.0 r	0.0 r
Tanzania	738	....	....	....	....	....	....	0.0	0.0 r	0.0 r	0.0 r	0.0 r	0.0 r
Uganda	746	....	....	....	....	....	....	0.0	0.0 r	0.0 r	0.0 r	0.0 r	0.0 r

# Greenland (326)

In Millions of U.S. Dollars

		Exports (FOB)						Imports (CIF)					
		2015	2015Q3	2015Q4	2016Q1	2016Q2	2016Q3	2015	2015Q3	2015Q4	2016Q1	2016Q2	2016Q3
Zimbabwe	698	....	....	....	....	....	....	0.0	0.0 r	0.0 r	0.0 r	0.0 r	0.0 r
<b>Western Hemisphere</b>	205	<b>0.1</b>	<b>0.0</b>	<b>0.0</b>	<b>0.0</b>	<b>0.0</b>	<b>0.0</b>	<b>1.7</b>	<b>0.3</b>	<b>0.7</b>	<b>1.1</b>	<b>1.1</b>	<b>1.1</b>
Antigua and Barbuda	311	....	....	....	....	....	....	0.1	0.0 r	0.0 r	0.0 r	0.0 r	0.0 r
Argentina	213	....	....	....	....	....	....	0.2	0.0 r	0.0 r	0.0 r	0.0 r	0.0 r
Bahamas, The	313	....	....	....	....	....	....	0.0	0.0 r	0.0 r	0.0 r	0.0 r	0.0 r
Barbados	316	....	....	....	....	....	....	0.0	0.0 r	0.0 r	0.0 r	0.0 r	0.0 r
Belize	339	0.0 e	0.0 e	0.0 e	0.0 e	0.0 e	0.0 e	....	....	....	....	....	....
Bolivia	218	....	....	....	....	....	....	0.0	0.0 r	0.0 r	0.0 r	0.0 r	0.0 r
Brazil	223	0.0 e	0.0 e	0.0 e	0.0 e	0.0 e	....	0.4	....	0.4 r	0.8 r	0.8 r	0.8 r
Chile	228	....	....	....	....	....	....	0.9	0.2 r	0.2 r	0.2 r	0.2 r	0.2 r
Colombia	233	0.0 e	0.0 e	0.0 e	....	....	....	0.0	0.0 r	0.0 r	0.0 r	0.0 r	0.0 r
Costa Rica	238	0.0 e	0.0 e	0.0 e	0.0 e	0.0 e	0.0 e	0.0	0.0 r	0.0 r	0.0 r	0.0 r	0.0 r
Curacao	354	....	....	....	....	....	....	0.0	0.0 r	0.0 r	0.0 r	0.0 r	0.0 r
Dominica	321	....	....	....	....	....	....	0.0 e	0.0 e	0.0 e	0.0 e	0.0 e	0.0 e
Dominican Republic	243	0.0 e	0.0 e	0.0 e	0.0 e	0.0 e	0.0 e	0.0	0.0 r	0.0 r	0.0 r	0.0 r	0.0 r
Ecuador	248	....	....	....	....	....	....	0.0	0.0 r	0.0 r	0.0 r	0.0 r	0.0 r
El Salvador	253	....	....	....	....	....	....	0.0	0.0 r	0.0 r	0.0 r	0.0 r	0.0 r
Grenada	328	0.0 e	0.0 e	0.0 e	0.0 e	0.0 e	0.0 e	0.0	0.0 r	0.0 r	0.0 r	0.0 r	0.0 r
Guatemala	258	....	....	....	....	....	....	0.0	0.0 r	0.0 r	0.0 r	0.0 r	0.0 r
Honduras	268	....	....	....	....	....	....	0.0	0.0 r	0.0 r	0.0 r	0.0 r	0.0 r
Jamaica	343	....	....	....	....	....	....	0.0	0.0 r	0.0 r	0.0 r	0.0 r	0.0 r
Mexico	273	....	....	....	....	....	....	0.0	0.0 r	0.0 r	0.0 r	0.0 r	0.0 r
Panama	283	....	....	....	....	....	....	0.0	0.0 r	0.0 r	0.0 r	0.0 r	0.0 r
Paraguay	288	....	....	....	....	....	....	0.0	0.0 r	0.0 r	0.0 r	0.0 r	0.0 r
Peru	293	0.0 e	0.0 e	0.0 e	0.0 e	0.0 e	0.0 e	0.0	0.0 r	0.0 r	0.0 r	0.0 r	0.0 r
Suriname	366	....	....	....	....	....	....	0.0	0.0 r	0.0 r	0.0 r	0.0 r	0.0 r
Uruguay	298	....	....	....	....	....	....	0.1	0.0 r	0.0 r	0.0 r	0.0 r	0.0 r
Venezuela, Rep. Bol.	299	....	....	....	....	....	....	0.0	0.0 r	0.0 r	0.0 r	0.0 r	0.0 r
<b>Other Countries n.i.e</b>	910	<b>....</b>	<b>....</b>	<b>....</b>	<b>....</b>	<b>....</b>	<b>....</b>	<b>0.0</b>	<b>0.0</b>	<b>0.0</b>	<b>0.0</b>	<b>0.0</b>	<b>0.0</b>
Cuba	928	....	....	....	....	....	....	0.0	0.0 r	0.0 r	0.0 r	0.0 r	0.0 r
Korea, Dem. People's Rep.	954	....	....	....	....	....	....	0.0	0.0 r	0.0 r	0.0 r	0.0 r	0.0 r
<b>Countries &amp; Areas n.s.</b>	898	<b>....</b>	<b>....</b>	<b>....</b>	<b>....</b>	<b>....</b>	<b>....</b>	<b>0.8</b>	<b>0.2 r</b>	<b>0.2 r</b>	<b>0.1 r</b>	<b>0.2 r</b>	<b>0.2 r</b>
<b>Memorandum Items</b>													
Africa	605	1.9	0.5	0.4	0.3	0.4	0.3	0.7	0.2	0.2	0.2	0.2	0.2
Middle East	405	0.1	0.0	0.0	0.0	0.0	0.0	0.1	0.0	0.0	0.0	0.0	0.0
European Union	998	351.2	124.8	97.2	78.0	101.6	122.4	527.9	153.2	135.1	104.1	168.0	165.2
Export earnings: fuel	080	57.1	17.1	20.3	19.5	10.2	22.4	0.2	0.0	0.0	0.0	0.1	0.0
Export earnings: nonfuel	092	395.6	135.0	107.2	86.7	109.4	135.4	586.1	165.0	158.8	148.0	210.5	211.4

# Grenada (328)

In Millions of U.S. Dollars

		Exports (FOB)						Imports (CIF)					
		2015	2015Q3	2015Q4	2016Q1	2016Q2	2016Q3	2015	2015Q3	2015Q4	2016Q1	2016Q2	2016Q3
IFS World		33.8	7.9	5.7	....	....	....	353.2	89.2	93.3	....	....	....
World	001	40.4	10.4	7.7	6.7	12.8	9.9	404.6	98.4	109.2	89.9	105.4	91.3
Advanced Economies	110	18.9	5.5	4.0	3.9	6.9	5.5	189.5	48.1	50.1	46.8	50.7	43.4
Euro Area	163	4.0	0.9	0.9	1.0	1.2	1.4	12.6	3.7	3.5	4.0	3.7	3.9
Austria	122	....	....	....	....	....	....	0.1	0.0 r	0.0 r	0.0 r	0.0 r	0.0 r
Belgium	124	0.2	0.0 r	0.0 r	0.0 r	0.0 r	0.2 r	0.8	0.2 r	0.3 r	0.1 r	0.1 r	0.1 r
Cyprus	423	....	....	....	....	....	....	0.0	0.0 r	....	0.0 r	0.0 r	....
Finland	172	0.6	0.2 r	0.2 r	0.2 r	0.2 r	0.2 r	0.0	....	....	....	0.0 r	....
France	132	0.1	0.0 r	0.0 r	0.0 r	0.1 r	0.0 r	3.4	1.2 r	0.8 r	1.0 r	0.6 r	1.7 r
Germany	134	0.9	0.4 r	0.2 r	0.3 r	0.2 r	0.7 r	2.6	1.1 r	0.8 r	0.7 r	0.5 r	0.5 r
Greece	174	....	....	....	....	....	....	0.1	0.1 r	0.0 r	0.0 r	0.1 r	0.0 r
Ireland	178	0.0	0.0 r	0.0 r	0.0 r	0.0 r	0.0 r	0.0	0.0 r	0.0 r	0.0 r	0.0 r	0.0 r
Italy	136	0.0	0.0 r	0.0 r	....	0.0 r	0.0 r	0.4	0.0 r	0.1 r	0.0 r	0.0 r	0.0 r
Luxembourg	137	....	....	....	....	....	....	0.1	0.0 r	0.0 r	0.0 r	0.0 r	0.0 r
Malta	181	....	....	....	....	....	....	0.0	0.0 r	0.0 r	0.0 r	0.0 r	0.0 r
Netherlands	138	2.1	0.4 r	0.5 r	0.5 r	0.8 r	0.4 r	4.5	0.9 r	1.3 r	1.1 r	2.2 r	1.2 r
Portugal	182	....	....	....	....	....	....	0.3	0.1 r	0.1 r	0.1 r	0.1 r	0.1 r
Spain	184	0.0	0.0 r	....	0.0 r	0.0 r	0.0 r	0.3	0.1 r	0.1 r	0.9 r	0.1 r	0.1 r
Australia	193	0.1	0.0 r	0.0 r	0.0 r	0.1 r	0.0 r	0.4	0.0 r	0.1 r	0.0 r	....	0.0 r
Canada	156	1.6	0.4 r	0.4 r	0.3 r	0.2 r	0.3 r	6.6	2.0 r	1.5 r	1.2 r	2.0 r	2.6 r
China,P.R.: Hong Kong	532	....	....	....	....	....	....	1.1	0.3 r	0.4 r	0.1 r	0.8 r	0.1 r
China,P.R.: Macao	546	....	....	....	....	....	....	0.0	0.0 r	0.0 r	0.0 r	0.0 r	0.0 r
Czech Republic	935	....	....	....	....	....	....	0.0	....	0.0 r	0.0 r	0.0 r	0.0 r
Denmark	128	0.0	....	....	0.0 r	0.0 r	0.0 r	1.5	0.5 r	0.3 r	0.2 r	0.6 r	0.4 r
Iceland	176	....	....	....	....	....	....	0.1	0.0 r	0.0 r	0.0 r	0.0 r	0.0 r
Israel	436	....	....	....	....	....	....	0.1	0.0 r	0.0 r	0.0 r	0.0 r	0.0 r
Japan	158	4.0	1.0 r	1.0 r	1.0 r	1.0 r	1.0 r	14.9	3.3 r	6.4 r	6.2 r	4.3 r	4.6 r
Korea, Republic of	542	0.0	0.0 r	0.0 r	0.0 r	0.0 r	0.0 r	2.7	0.6 r	0.9 r	1.0 r	0.8 r	0.4 r
New Zealand	196	0.0	0.0 r	0.0 r	....	0.0 r	....	2.1	0.7 r	0.5 r	0.3 r	0.3 r	0.4 r
Norway	142	....	....	....	....	....	....	0.2	0.0 r	0.0 r	0.0 r	0.0 r	0.1 r
Singapore	576	0.0 e	0.0 e	....	0.0 e	0.0 e	0.0 e	0.0	0.0 r	0.0 r	0.0 r	0.0 r	0.0 r
Sweden	144	....	....	....	....	....	....	1.4	0.1 r	0.1 r	0.1 r	0.3 r	0.4 r
Switzerland	146	1.5	1.4 r	0.0 r	0.0 r	0.1 r	0.0 r	0.4	0.0 r	0.3 r	0.2 r	0.6 r	0.1 r
Taiwan Prov.of China	528	0.1 e	0.0 e	0.0 e	0.0 e	0.0 e	0.0 e	0.1	0.0 r	0.0 r	0.1 r	0.0 r	0.0 r
United Kingdom	112	0.0	0.0 r	0.0 r	0.0 r	0.0 r	0.0 r	13.0	3.2 r	3.3 r	3.1 r	3.0 r	4.5 r
United States	111	7.5	1.6 r	1.6 r	1.6 r	4.3 r	2.7 r	132.2	33.6 r	32.6 r	30.1 r	34.2 r	25.9 r
Emerg. & Dev. Economies	200	21.4	4.9	3.7	2.8	5.8	4.4	215.1	50.3	59.1	43.1	54.7	47.8
Emerg. & Dev. Asia	505	0.2	0.2	0.1	0.0	0.0	0.0	66.1	12.3	19.8	8.3	15.1	13.4
Bangladesh	513	0.0	0.0 r	0.0 r	0.0 r	0.0 r	0.0 r	0.1	0.0 r	0.0 r	0.0 r	0.0 r	0.0 r
Cambodia	522	0.0 e	0.0 e	0.0 e	0.0 e	0.0 e	0.0 e	....	....	....	....	....	....
China,P.R.: Mainland	924	....	....	....	....	0.0 r	0.0 r	37.2	5.9 r	14.1 r	4.2 r	7.4 r	5.6 r
Fiji	819	0.0 e	0.0 e	0.0 e	0.0 e	0.0 e	0.0 e	....	....	....	....	....	....
F.T. French Polynesia	887	0.0 e	0.0 e	0.0 e	0.0 e	0.0 e	0.0 e	....	....	....	....	....	....
F.T. New Caledonia	839	....	....	....	....	....	....	0.0	0.0 r	0.0 r	0.0 r	0.0 r	0.0 r
Guam	829	....	....	....	....	....	....	0.0	0.0 r	0.0 r	0.0 r	0.0 r	0.0 r
India	534	....	....	....	....	....	....	4.4	1.6 r	1.5 r	0.5 r	1.4 r	2.6 r
Indonesia	536	....	....	....	....	....	....	0.7	0.1 r	0.2 r	0.3 r	0.5 r	0.4 r
Lao People's Dem.Rep	544	....	....	....	....	....	....	0.0	0.0 r	0.0 r	0.0 r	0.0 r	0.0 r
Malaysia	548	....	....	....	....	....	....	18.7	3.1 r	2.9 r	1.8 r	4.1 r	2.9 r
Mongolia	948	....	....	....	....	....	....	0.0	0.0 r	0.0 r	0.0 r	0.0 r	0.0 r
Nauru	836	....	....	....	....	....	....	0.0	0.0 r	0.0 r	0.0 r	0.0 r	0.0 r
Philippines	566	0.1 e	0.1 e	....	....	....	....	0.6	0.1 r	0.1 r	0.1 r	0.1 r	0.1 r
Solomon Islands	813	....	....	....	....	....	....	0.0	0.0 r	0.0 r	0.0 r	0.0 r	0.0 r
Sri Lanka	524	0.1 e	....	0.1 e	....	....	....	0.0	0.0 r	0.0 r	0.0 r	0.0 r	0.0 r
Thailand	578	....	....	....	....	....	....	3.0	1.0 r	0.7 r	1.0 r	1.2 r	1.4 r
Tonga	866	....	....	....	....	....	....	0.0	0.0 r	0.0 r	0.0 r	0.0 r	0.0 r
Vietnam	582	0.0	0.0 r	0.0 r	0.0 r	0.0 r	0.0 r	0.2	0.1 r	0.1 r	0.1 r	0.1 r	0.1 r
Asia n.s.	598	....	....	....	....	....	....	1.3	0.3 r	0.3 r	0.3 r	0.3 r	0.3 r

# Grenada (328)

In Millions of U.S. Dollars

		Exports (FOB)						Imports (CIF)					
		2015	2015Q3	2015Q4	2016Q1	2016Q2	2016Q3	2015	2015Q3	2015Q4	2016Q1	2016Q2	2016Q3
<b>Europe</b>	170	<b>0.2</b>	<b>0.0</b>	<b>0.0</b>	<b>0.1</b>	<b>0.0</b>	<b>0.0</b>	<b>1.5</b>	<b>0.2</b>	<b>0.5</b>	<b>0.5</b>	<b>0.5</b>	<b>0.3</b>
<b>Emerg. &amp; Dev. Europe</b>	903	<b>0.1</b>	<b>0.0</b>	<b>0.0</b>	<b>0.1</b>	<b>0.0</b>	<b>0.0</b>	<b>1.5</b>	<b>0.2</b>	<b>0.5</b>	<b>0.5</b>	<b>0.5</b>	<b>0.3</b>
Albania	914	....	....	....	....	....	....	0.0	0.0 r	0.0 r	0.0 r	0.0 r	0.0 r
Bosnia and Herzegovina	963	0.0 e	0.0 e	0.0 e	0.0 e	0.0 e	0.0 e	....	....	....	....	....	....
Bulgaria	918	0.0	....	0.0 r	....	....	....	0.0	....	....	0.0 r	....	....
Faroe Islands	816	0.0 e	0.0 e	0.0 e	0.0 e	0.0 e	0.0 e	....	....	....	....	....	....
Hungary	944	....	....	....	....	....	....	0.1	0.0 r	0.0 r	0.1 r	0.1 r	0.1 r
Montenegro	943	0.0 e	0.0 e	....	....	....	....	....	....	....	....	....	....
Poland	964	0.1	....	....	0.1 r	....	....	0.1	0.0 r	....	0.0 r	0.0 r	0.0 r
Romania	968	....	....	....	....	....	....	0.0	0.0 r	0.0 r	0.0 r	0.0 r	0.0 r
Serbia, Republic of	942	0.0 e	....	0.0 e	0.0 e	....	....	0.0	0.0 r	0.0 r	0.0 r	0.0 r	0.0 r
Turkey	186	0.0	0.0 r	....	....	0.0 r	....	1.4	0.2 r	0.4 r	0.4 r	0.4 r	0.3 r
<b>CIS</b>	901	<b>0.0</b>	<b>0.0</b>	<b>0.0</b>	<b>0.0</b>	<b>0.0</b>	<b>0.0</b>	<b>0.0</b>	<b>0.0</b>	<b>0.0</b>	<b>0.0</b>	<b>0.0</b>	<b>0.0</b>
Armenia	911	0.0 e	....	0.0 e	0.0 e	0.0 e	....	....	....	....	....	....	....
Belarus	913	0.0 e	....	....	....	0.0 e	....	....	....	....	....	....	....
Kazakhstan	916	0.0 e	0.0 e	0.0 e	0.0 e	0.0 e	0.0 e	....	....	....	....	....	....
Moldova	921	0.0 e	0.0 e	0.0 e	0.0 e	0.0 e	0.0 e	....	....	....	....	....	....
Russian Federation	922	0.0	0.0 r	0.0 r	0.0 r	0.0 r	0.0 r	0.0	0.0 r	0.0 r	0.0 r	0.0 r	0.0 r
Ukraine	926	....	....	....	....	....	....	0.0	0.0 r	0.0 r	0.0 r	0.0 r	0.0 r
Europe n.s.	884	0.1	0.0 r	0.0 r	0.0 r	0.0 r	0.0 r	....	....	....	....	....	....
<b>Mid East, N Africa, Pak</b>	440	<b>2.1</b>	<b>0.0</b>	<b>0.2</b>	<b>0.0</b>	<b>0.0</b>	<b>0.0</b>	<b>0.5</b>	<b>0.2</b>	<b>0.1</b>	<b>0.1</b>	<b>0.1</b>	<b>0.1</b>
Algeria	612	0.0 e	0.0 e	0.0 e	0.0 e	0.0 e	0.0 e	....	....	....	....	....	....
Bahrain, Kingdom of	419	0.0 e	0.0 e	0.0 e	0.0 e	0.0 e	0.0 e	....	....	....	....	....	....
Egypt	469	1.9 e	....	0.1 e	0.0 e	0.0 e	0.0 e	0.0	0.0 r	0.0 r	0.0 r	0.0 r	0.0 r
Iran, I.R. of	429	....	....	....	....	....	....	0.1	0.0 r	0.0 r	0.0 r	0.0 r	0.0 r
Jordan	439	....	....	....	....	....	....	0.0	0.0 r	0.0 r	0.0 r	0.0 r	0.0 r
Kuwait	443	0.0 e	0.0 e	0.0 e	0.0 e	0.0 e	0.0 e	....	....	....	....	....	....
Lebanon	446	....	....	....	....	....	....	0.0	0.0 r	0.0 r	0.0 r	0.0 r	0.0 r
Libya	672	....	....	....	....	....	....	0.0	0.0 r	0.0 r	0.0 r	0.0 r	0.0 r
Mauritania	682	....	....	....	....	....	....	0.0	0.0 r	0.0 r	0.0 r	0.0 r	0.0 r
Morocco	686	0.0 e	....	....	....	....	....	0.2	0.2 r	0.0 r	0.0 r	0.0 r	0.0 r
Pakistan	564	0.2 e	0.0 e	0.0 e	0.0 e	0.0 e	0.0 e	0.0	0.0 r	0.0 r	0.0 r	0.0 r	0.0 r
Saudi Arabia	456	0.0	0.0 r	0.0 r	0.0 r	0.0 r	0.0 r	0.0	0.0 r	0.0 r	0.0 r	0.0 r	0.0 r
Somalia	726	....	....	....	....	....	....	0.0	0.0 r	0.0 r	0.0 r	0.0 r	0.0 r
Syrian Arab Republic	463	....	....	....	....	....	....	0.0	0.0 r	0.0 r	0.0 r	0.0 r	0.0 r
Tunisia	744	....	....	....	....	....	....	0.0	0.0 r	0.0 r	0.0 r	0.0 r	0.0 r
United Arab Emirates	466	0.0 e	0.0 e	0.0 e	0.0 e	0.0 e	0.0 e	0.0	0.0 r	0.0 r	0.0 r	0.0 r	0.0 r
<b>Sub-Saharan Africa</b>	603	<b>0.2</b>	<b>0.1</b>	<b>0.0</b>	<b>0.0</b>	<b>0.0</b>	<b>0.0</b>	<b>0.6</b>	<b>0.2</b>	<b>0.1</b>	<b>0.1</b>	<b>0.2</b>	<b>0.1</b>
Botswana	616	0.0 e	0.0 e	0.0 e	0.0 e	0.0 e	0.0 e	0.0 e	0.0 e	0.0 e	0.0 e	0.0 e	0.0 e
Cabo Verde	624	....	....	....	....	....	....	0.0	0.0 r	0.0 r	0.0 r	0.0 r	0.0 r
Cameroon	622	....	....	....	....	....	....	0.0	0.0 r	0.0 r	0.0 r	0.0 r	0.0 r
Comoros	632	....	....	....	....	....	....	0.0	0.0 r	0.0 r	0.0 r	0.0 r	0.0 r
Congo, Republic of	634	....	....	....	....	....	....	0.0	0.0 r	0.0 r	0.0 r	0.0 r	0.0 r
Ethiopia	644	0.1 e	0.0 e	0.0 e	0.0 e	0.0 e	0.0 e	....	....	....	....	....	....
Gabon	646	....	....	....	....	....	....	0.0	0.0 r	0.0 r	0.0 r	0.0 r	0.0 r
Guinea	656	....	....	....	....	....	....	0.0	0.0 r	0.0 r	0.0 r	0.0 r	0.0 r
Lesotho	666	0.0	0.0 r	0.0 r	0.0 r	0.0 r	0.0 r	....	....	....	....	....	....
Madagascar	674	....	....	....	....	....	....	0.0	0.0 r	0.0 r	0.0 r	0.0 r	0.0 r
Mali	678	....	....	....	....	....	....	0.0	0.0 r	0.0 r	0.0 r	0.0 r	0.0 r
Mauritius	684	0.0 e	....	....	....	....	....	0.0	....	0.0 r	0.0 r	0.0 r	0.0 r
Namibia	728	0.0	0.0 r	0.0 r	0.0 r	0.0 r	0.0 r	....	....	....	....	....	....
Niger	692	0.0	0.0 r	0.0 r	0.0 r	0.0 r	0.0 r	0.0	0.0 r	0.0 r	0.0 r	0.0 r	0.0 r
Nigeria	694	....	....	....	....	....	....	0.0	0.0 r	0.0 r	0.0 r	0.0 r	0.0 r
São Tomé & Príncipe	716	0.0	0.0 r	0.0 r	0.0 r	0.0 r	0.0 r	0.0	0.0 r	0.0 r	0.0 r	0.0 r	0.0 r
Senegal	722	....	....	....	....	....	....	0.0	0.0 r	0.0 r	0.0 r	0.0 r	0.0 r
Seychelles	718	0.0 e	0.0 e	0.0 e	0.0 e	0.0 e	0.0 e	0.0	0.0 r	0.0 r	0.0 r	0.0 r	0.0 r
Sierra Leone	724	....	....	....	....	....	....	0.0	0.0 r	0.0 r	0.0 r	0.0 r	0.0 r
South Africa	199	0.0 e	0.0 e	....	0.0 e	....	0.0 e	0.4	0.2 r	0.1 r	0.1 r	0.1 r	0.0 r
Swaziland	734	....	....	....	....	....	....	0.0	0.0 r	0.0 r	0.0 r	0.0 r	0.0 r
Tanzania	738	....	....	....	....	....	....	0.0	0.0 r	0.0 r	0.0 r	0.0 r	0.0 r

# Grenada (328)

In Millions of U.S. Dollars

		Exports (FOB)						Imports (CIF)					
		2015	2015Q3	2015Q4	2016Q1	2016Q2	2016Q3	2015	2015Q3	2015Q4	2016Q1	2016Q2	2016Q3
Togo	742	....	....	....	....	....	....	0.0	0.0 r	0.0 r	0.0 r	0.0 r	0.0 r
Uganda	746	....	....	....	....	....	....	0.0	0.0 r	0.0 r	0.0 r	0.0 r	0.0 r
Zambia	754	0.0 e	0.0 e	....	0.0 e	....	0.0 e	0.0	0.0 r	0.0 r	0.0 r	0.0 r	0.0 r
Zimbabwe	698	0.0 e	0.0 e	0.0 e	0.0 e	0.0 e	0.0 e	0.1	0.0 r	0.0 r	0.0 r	0.0 r	0.0 r
Africa n.s.	799	....	....	....	....	....	....	0.0	0.0 r	0.0 r	0.0 r	0.0 r	0.0 r
<b>Western Hemisphere</b>	<b>205</b>	<b>18.6</b>	<b>4.6</b>	<b>3.4</b>	<b>2.6</b>	<b>5.7</b>	<b>4.2</b>	<b>146.4</b>	<b>37.3</b>	<b>38.5</b>	<b>34.1</b>	<b>38.8</b>	<b>33.9</b>
Anguilla	312	0.0	0.0 r	0.0 r	0.0 r	0.0 r	0.0 r	0.0	0.0 r	0.0 r	0.0 r	0.0 r	0.0 r
Antigua and Barbuda	311	0.9	0.2 r	0.2 r	0.1 r	0.3 r	0.2 r	0.4	0.1 r	0.1 r	0.1 r	0.1 r	0.1 r
Argentina	213	0.1	0.0 r	0.0 r	0.0 r	0.0 r	0.0 r	1.0	0.2 r	0.2 r	0.2 r	0.2 r	0.2 r
Aruba	314	....	....	....	....	....	....	0.0	....	0.0 r	0.0 r	0.0 r	0.0 r
Bahamas, The	313	0.0	0.0 r	0.0 r	0.0 r	0.0 r	0.0 r	0.0	0.0 r	0.0 r	0.0 r	0.0 r	0.0 r
Barbados	316	2.2	0.5 r	0.4 r	0.3 r	0.7 r	0.5 r	7.2	1.8 r	1.9 r	1.7 r	1.9 r	1.7 r
Belize	339	....	....	....	....	....	....	0.2	0.1 r	0.1 r	0.0 r	0.1 r	0.0 r
Bolivia	218	....	....	....	....	....	....	0.0	0.0 r	0.0 r	0.0 r	0.0 r	0.0 r
Brazil	223	....	....	....	....	....	....	9.3	2.3 r	2.0 r	1.6 r	2.4 r	2.2 r
Chile	228	0.0 e	0.0 e	....	0.0 e	....	....	0.7	0.2 r	0.2 r	0.1 r	0.0 r	0.1 r
Colombia	233	0.0	0.0 r	0.0 r	0.0 r	0.0 r	0.0 r	1.0	0.2 r	0.3 r	0.3 r	0.4 r	0.3 r
Costa Rica	238	0.0	0.0 r	0.0 r	0.0 r	0.0 r	0.0 r	0.5	0.1 r	0.1 r	0.1 r	0.1 r	0.1 r
Dominica	321	3.5	0.9 r	0.6 r	0.5 r	1.1 r	0.8 r	0.7	0.2 r	0.2 r	0.2 r	0.2 r	0.2 r
Dominican Republic	243	0.0	0.0 r	0.0 r	0.0 r	0.0 r	0.0 r	3.1	0.8 r	0.8 r	0.7 r	0.8 r	0.7 r
Ecuador	248	0.0 e	....	....	....	....	....	0.0	....	....	....	....	....
El Salvador	253	0.0	0.0 r	0.0 r	0.0 r	0.0 r	0.0 r	....	....	....	....	....	0.0 r
Greenland	326	0.0 e	0.0 e	0.0 e	0.0 e	0.0 e	0.0 e	0.0	0.0 r	0.0 r	0.0 r	0.0 r	0.0 r
Guatemala	258	0.0 e	0.0 e	0.0 e	0.0 e	0.0 e	0.0 e	2.1	0.5 r	0.6 r	0.5 r	0.6 r	0.5 r
Guyana	336	0.5	0.1 r	0.1 r	0.1 r	0.2 r	0.1 r	5.7	1.5 r	1.5 r	1.4 r	1.5 r	1.3 r
Haiti	263	0.1	0.0 r	0.0 r	0.0 r	0.0 r	0.0 r	0.0	0.0 r	0.0 r	0.0 r	0.0 r	0.0 r
Honduras	268	....	....	....	....	....	....	1.9	0.6 r	0.5 r	0.2 r	0.2 r	0.2 r
Jamaica	343	0.6	0.2 r	0.1 r	0.1 r	0.2 r	0.1 r	2.1	0.5 r	0.6 r	0.5 r	0.6 r	0.5 r
Mexico	273	0.0	0.0 r	0.0 r	0.0 r	0.0 r	0.0 r	2.6	0.6 r	0.6 r	0.6 r	0.6 r	0.6 r
Montserrat	351	0.1	0.0 r	0.0 r	0.0 r	0.0 r	0.0 r	....	....	....	....	....	....
Netherlands Antilles	353	0.0	0.0 r	0.0 r	0.0 r	0.0 r	0.0 r	0.2	0.1 r	0.1 r	0.1 r	0.1 r	0.1 r
Panama	283	....	....	....	....	....	....	0.9	0.2 r	0.2 r	0.2 r	0.2 r	0.2 r
Peru	293	....	....	....	....	....	....	0.4	0.1 r	0.1 r	0.1 r	0.1 r	0.1 r
St. Kitts and Nevis	361	2.1	0.5 r	0.4 r	0.3 r	0.7 r	0.5 r	0.3	0.1 r	0.1 r	0.1 r	0.1 r	0.1 r
St. Lucia	362	3.4	0.8 r	0.6 r	0.5 r	1.0 r	0.8 r	1.9	0.5 r	0.5 r	0.4 r	0.5 r	0.4 r
St. Vincent & Grens.	364	1.0	0.3 r	0.2 r	0.1 r	0.3 r	0.2 r	1.2	0.3 r	0.3 r	0.3 r	0.3 r	0.3 r
Suriname	366	0.1	0.0 r	0.0 r	0.0 r	0.0 r	0.0 r	0.2	0.1 r	0.1 r	0.1 r	0.1 r	0.1 r
Trinidad and Tobago	369	1.3	0.3 r	0.2 r	0.2 r	0.4 r	0.3 r	88.7	22.6 r	23.7 r	21.1 r	23.8 r	20.5 r
Uruguay	298	....	....	....	....	....	....	0.0	0.0 r	....	....	....	....
Venezuela, Rep. Bol.	299	0.0	0.0 r	0.0 r	0.0 r	0.0 r	0.0 r	14.1	3.6 r	3.8 r	3.4 r	3.8 r	3.3 r
Western Hem. n.s.	399	2.6	0.6 r	0.5 r	0.4 r	0.8 r	0.6 r	0.1	0.0 r	0.0 r	0.0 r	0.0 r	0.0 r
<b>Other Countries n.i.e</b>	<b>910</b>	<b>....</b>	<b>....</b>	<b>....</b>	<b>....</b>	<b>....</b>	<b>....</b>	<b>0.0</b>	<b>0.0</b>	<b>0.0</b>	<b>0.0</b>	<b>0.0</b>	<b>0.0</b>
Cuba	928	....	....	....	....	....	....	0.0	0.0 r	0.0 r	0.0 r	0.0 r	0.0 r
<b>Countries &amp; Areas n.s.</b>	<b>898</b>	<b>0.1</b>	<b>0.0 r</b>	<b>0.0 r</b>	<b>0.0 r</b>	<b>0.0 r</b>	<b>0.0 r</b>	<b>....</b>	<b>....</b>	<b>....</b>	<b>....</b>	<b>....</b>	<b>....</b>
<b>Memorandum Items</b>													
Africa	605	0.2	0.1	0.0	0.0	0.0	0.0	0.8	0.4	0.2	0.1	0.2	0.1
Middle East	405	1.9	0.0	0.1	0.0	0.0	0.0	0.2	0.1	0.1	0.1	0.1	0.1
European Union	998	4.1	1.0	0.9	1.0	1.2	1.4	28.8	7.5	7.3	7.6	7.7	9.3
Export earnings: fuel	080	1.4	0.3	0.2	0.2	0.4	0.3	104.0	26.5	27.8	24.9	28.1	24.2
Export earnings: nonfuel	092	39.1	10.1	7.4	6.5	12.4	9.6	300.6	71.9	81.4	65.1	77.3	67.1

# Guam (829)

In Millions of U.S. Dollars

		Exports (FOB)						Imports (CIF)					
		2015	2015Q3	2015Q4	2016Q1	2016Q2	2016Q3	2015	2015Q3	2015Q4	2016Q1	2016Q2	2016Q3
IFS World		35.0	....	....	....	....	....	....	....	....	....	....	....
World	001	98.0	17.7	32.9	12.8	24.2	60.5	846.8	212.6	198.6	185.6	183.6	199.4
Advanced Economies	110	29.6	5.2	5.1	3.0	4.6	4.2	799.0	199.7	188.6	172.3	174.1	189.8
Euro Area	163	0.6	0.1	0.3	0.2	0.1	0.1	34.5	8.1	8.1	9.5	10.6	7.8
Austria	122	0.1 e	0.0 e	0.0 e	....	....	....	0.2 e	0.0 e	0.0 e	0.0 e	0.0 e	0.1 e
Belgium	124	0.0 e	0.0 e	0.0 e	....	0.0 e	0.0 e	1.3 e	0.2 e	0.6 e	0.3 e	0.4 e	0.2 e
Finland	172	0.0 e	....	....	....	0.0 e	0.0 e	0.1 e	0.0 e	0.0 e	0.1 e	0.0 e	0.0 e
France	132	0.3 e	0.0 e	0.2 e	0.0 e	0.0 e	0.0 e	13.0 e	3.5 e	3.0 e	2.9 e	3.0 e	3.1 e
Germany	134	0.1 e	0.0 e	0.0 e	0.1 e	....	0.0 e	4.4 e	0.7 e	1.2 e	2.1 e	1.0 e	1.0 e
Greece	174	....	....	....	0.0 e	....	....	0.0 e	....	....	0.0 e	0.0 e	0.0 e
Ireland	178	0.0 e	0.0 e	0.0 e	....	....	....	0.6 e	0.1 e	0.1 e	0.1 e	0.2 e	0.2 e
Italy	136	0.1 e	....	0.1 e	0.0 e	0.1 e	0.0 e	9.1 e	2.5 e	2.3 e	2.1 e	2.5 e	2.1 e
Latvia	941	....	....	....	....	....	....	0.0 e	....	....	0.0 e	....	....
Luxembourg	137	....	....	....	....	....	....	0.1 e	0.0 e	0.0 e	0.0 e	0.0 e	0.0 e
Netherlands	138	0.0 e	0.0 e	0.0 e	0.0 e	0.0 e	0.0 e	4.2 e	0.9 e	0.6 e	1.4 e	1.8 e	0.8 e
Portugal	182	....	....	....	....	....	....	0.4 e	0.0 e	0.1 e	....	0.0 e	....
Slovak Republic	936	....	....	....	....	....	....	0.0 e	....	0.0 e	....	....	....
Slovenia	961	....	....	....	....	....	....	0.0 e	....	0.0 e	....	....	....
Spain	184	0.0 e	....	0.0 e	....	....	....	1.0 e	0.1 e	0.1 e	0.4 e	1.8 e	0.3 e
Australia	193	2.5 e	0.1 e	0.0 e	....	0.0 e	0.3 e	9.9 e	2.1 e	2.0 e	1.8 e	1.8 e	0.2 e
Canada	156	0.2 e	0.0 e	0.1 e	0.0 e	0.0 e	0.0 e	1.7 e	0.6 e	0.4 e	0.5 e	0.4 e	0.7 e
China,P.R.: Hong Kong	532	6.7 e	1.1 e	0.2 e	0.3 e	2.3 e	1.6 e	72.4 e	18.5 e	19.0 e	19.2 e	16.4 e	19.6 e
Czech Republic	935	....	....	....	....	....	....	0.0 e	0.0 e	0.0 e	....	....	0.0 e
Denmark	128	0.0 e	....	0.0 e	0.0 e	0.0 e	....	5.3 e	1.4 e	1.3 e	1.2 e	1.9 e	1.6 e
Japan	158	12.2 e	2.5 e	2.9 e	1.6 e	1.4 e	1.4 e	259.9 e	61.5 e	50.4 e	57.6 e	56.0 e	55.6 e
Korea, Republic of	542	1.3 e	0.2 e	0.3 e	0.1 e	0.1 e	0.4 e	70.5 e	21.7 e	14.4 e	15.3 e	13.0 e	29.5 e
New Zealand	196	0.0 e	0.0 e	....	0.0 e	....	0.0 e	5.2 e	0.9 e	1.2 e	1.5 e	1.4 e	1.6 e
Norway	142	....	....	....	....	....	....	0.4 e	0.1 e	0.1 e	0.1 e	0.1 e	0.1 e
Singapore	576	1.0 e	0.2 e	0.3 e	0.2 e	0.1 e	0.1 e	292.0 e	72.4 e	77.9 e	52.7 e	60.6 e	60.4 e
Sweden	144	....	....	....	0.0 e	0.0 e	0.0 e	0.4 e	0.1 e	0.0 e	0.0 e	0.1 e	0.0 e
Switzerland	146	0.3 e	0.0 e	0.3 e	0.0 e	....	0.0 e	8.1 e	2.0 e	2.7 e	2.1 e	1.9 e	3.5 e
Taiwan Prov. of China	528	4.5 e	0.9 e	0.7 e	0.4 e	0.5 e	0.4 e	33.0 e	8.9 e	8.2 e	10.3 e	9.2 e	8.1 e
United Kingdom	112	0.2 e	0.1 e	0.1 e	0.1 e	0.0 e	0.0 e	5.8 e	1.6 e	3.0 e	0.4 e	0.7 e	1.0 e
Emerg. & Dev. Economies	200	68.4	12.5	27.9	9.8	19.5	56.3	47.8	12.8	10.0	13.4	9.4	9.6
Emerg. & Dev. Asia	505	67.6	12.3	27.7	9.7	19.4	56.2	43.5	12.2	8.6	12.6	8.5	9.0
Cambodia	522	....	....	....	....	....	....	0.1 e	0.0 e	0.0 e	0.0 e	0.0 e	0.0 e
Fiji	819	0.0 e	0.0 e	0.0 e	0.0 e	0.0 e	0.0 e	0.3 e	0.1 e	0.1 e	0.0 e	0.1 e	0.1 e
F.T. French Polynesia	887	....	....	....	....	....	....	0.0 e	0.0 e	0.0 e	0.0 e	0.0 e	0.0 e
F.T. New Caledonia	839	0.0 e	0.0 e	0.0 e	0.0 e	0.0 e	0.0 e	0.0 e	0.0 e	0.0 e	0.0 e	0.0 e	0.0 e
India	534	....	....	....	....	....	....	0.5 e	0.0 e	0.1 e	0.2 e	0.1 e	0.1 e
Indonesia	536	0.0 e	....	0.0 e	....	....	....	2.2 e	0.4 e	0.3 e	0.3 e	0.2 e	0.2 e
Kiribati	826	....	....	....	....	....	....	0.3 e	0.0 e	0.1 e	0.0 e	0.1 e	0.1 e
Malaysia	548	0.1 e	0.0 e	0.0 e	0.0 e	0.0 e	0.0 e	3.9 e	0.8 e	1.2 e	0.7 e	0.6 e	0.6 e
Micronesia	868	39.2 e	6.2 e	16.4 e	2.2 e	13.5 e	42.7 e	7.3 e	2.7 e	0.7 e	4.1 e	0.7 e	0.6 e
Myanmar	518	0.5 e	0.1 e	0.1 e	0.1 e	0.1 e	0.1 e	....	....	....	....	....	....
Nepal	558	0.0 e	0.0 e	0.0 e	0.0 e	0.0 e	0.0 e	0.0 e	0.0 e	0.0 e	0.0 e	0.0 e	0.0 e
Palau	565	26.5 e	5.6 e	10.4 e	7.1 e	5.5 e	13.1 e	1.3 e	0.4 e	0.5 e	1.4 e	0.1 e	0.4 e
Papua New Guinea	853	....	....	....	....	....	....	0.4 e	0.1 e	0.1 e	0.1 e	0.1 e	0.1 e
Philippines	566	0.9 e	0.3 e	0.5 e	0.1 e	0.1 e	0.2 e	17.2 e	4.7 e	3.3 e	3.7 e	3.9 e	4.2 e
Sri Lanka	524	....	....	....	....	....	....	0.0 e	0.0 e	....	....	....	....
Thailand	578	0.0 e	0.0 e	0.0 e	0.0 e	0.0 e	0.0 e	10.0 e	2.8 e	2.2 e	2.0 e	2.6 e	2.6 e
Timor-Leste	537	0.4 e	0.1 e	0.2 e	0.1 e	0.1 e	0.1 e	....	....	....	....	....	....
Tonga	866	....	....	....	....	....	....	0.0 e	....	0.0 e	....	....	....
Vanuatu	846	....	....	....	....	....	....	0.0 e	0.0 e	0.0 e	0.0 e	0.0 e	0.0 e
Europe	170	0.0	0.0	0.0	0.0	0.0	0.0	2.3	0.2	1.2	0.3	0.3	0.2
Emerg. & Dev. Europe	903	0.0	0.0	0.0	0.0	0.0	0.0	2.3	0.2	1.2	0.3	0.3	0.2
Bulgaria	918	....	....	....	....	....	....	0.0 e	0.0 e	....	0.0 e	....	....
Croatia	960	....	....	....	....	0.0 e	....	....	....	....	....	....	....
Faroe Islands	816	0.0 e	0.0 e	0.0 e	0.0 e	0.0 e	0.0 e	....	....	....	....	....	....
Hungary	944	....	....	....	....	....	....	....	....	....	....	....	0.1 e

# Guam (829)

In Millions of U.S. Dollars

		Exports (FOB)						Imports (CIF)					
		2015	2015Q3	2015Q4	2016Q1	2016Q2	2016Q3	2015	2015Q3	2015Q4	2016Q1	2016Q2	2016Q3
Macedonia, FYR	962	....	....	....	....	....	....	0.0 e	0.0 e	0.0 e	0.0 e	0.0 e	0.0 e
Poland	964	....	....	....	....	....	....	1.0 e	0.0 e	1.0 e	0.0 e	0.0 e	0.0 e
Romania	968	....	....	....	0.0 e	....	....	0.0 e	0.0 e	0.0 e	0.0 e	0.0 e	0.1 e
Turkey	186	0.0 e	....	....	....	....	....	1.3 e	0.2 e	0.2 e	0.3 e	0.3 e	0.1 e
<b>CIS</b>	901	....	....	....	....	<b>0.0</b>	....	....	....	....	....	....	<b>0.0</b>
Russian Federation	922	....	....	....	....	0.0 e	....	....	....	....	....	....	0.0 e
<b>Mid East, N Africa, Pak</b>	440	<b>0.0</b>	<b>0.0</b>	<b>0.0</b>	<b>0.0</b>	<b>0.0</b>	<b>0.0</b>	<b>0.1</b>	<b>0.0</b>	<b>0.0</b>	<b>0.0</b>	<b>0.0</b>	<b>0.0</b>
Bahrain, Kingdom of	419	0.0 e	0.0 e	0.0 e	0.0 e	0.0 e	0.0 e	....	....	....	....	....	....
Kuwait	443	0.0 e	0.0 e	0.0 e	0.0 e	0.0 e	0.0 e	....	....	....	....	....	....
Lebanon	446	0.0 e	....	....	....	....	....	....	....	....	....	....	....
Pakistan	564	....	....	....	....	....	....	0.1 e	0.0 e	0.0 e	0.0 e	0.0 e	0.0 e
United Arab Emirates	466	0.0 e	0.0 e	0.0 e	0.0 e	0.0 e	0.0 e	....	....	....	....	....	....
<b>Sub-Saharan Africa</b>	603	<b>0.7</b>	<b>0.2</b>	<b>0.1</b>	<b>0.1</b>	<b>0.1</b>	<b>0.1</b>	<b>0.1</b>	<b>0.0</b>	<b>0.0</b>	<b>0.0</b>	<b>0.0</b>	<b>0.0</b>
Benin	638	0.0 e	0.0 e	0.0 e	0.0 e	0.0 e	0.0 e	....	....	....	....	....	....
Ghana	652	0.0 e	0.0 e	0.0 e	0.0 e	0.0 e	0.0 e	....	....	....	....	....	....
Kenya	664	....	....	....	....	....	....	0.1 e	0.0 e	0.0 e	0.0 e	0.0 e	0.0 e
Mali	678	0.0 e	0.0 e	0.0 e	0.0 e	0.0 e	0.0 e	....	....	....	....	....	....
Mauritius	684	0.0 e	....	....	....	....	....	....	....	....	....	....	....
Nigeria	694	0.6 e	0.1 e	0.1 e	0.1 e	0.1 e	0.1 e	....	....	....	....	....	....
Rwanda	714	0.0 e	0.0 e	0.0 e	0.0 e	0.0 e	0.0 e	....	....	....	....	....	....
South Africa	199	0.0 e	0.0 e	0.0 e	....	0.0 e	0.0 e	0.0 e	....	0.0 e	0.0 e	0.0 e	0.0 e
Tanzania	738	0.0 e	0.0 e	0.0 e	0.0 e	0.0 e	0.0 e	....	....	....	....	....	....
Zambia	754	0.0 e	....	....	....	....	....	....	....	....	....	....	....
<b>Western Hemisphere</b>	205	<b>0.1</b>	<b>0.0</b>	<b>0.0</b>	<b>0.0</b>	<b>0.0</b>	<b>0.0</b>	<b>1.8</b>	<b>0.3</b>	<b>0.2</b>	<b>0.4</b>	<b>0.5</b>	<b>0.4</b>
Barbados	316	0.0 e	0.0 e	0.0 e	0.0 e	0.0 e	0.0 e	0.0 e	0.0 e	0.0 e	0.0 e	0.0 e	0.0 e
Bermuda	319	0.0 e	0.0 e	0.0 e	0.0 e	0.0 e	0.0 e	....	....	....	....	....	....
Bolivia	218	0.0 e	0.0 e	....	....	....	....	....	....	....	....	....	....
Brazil	223	....	....	....	....	....	....	0.1 e	0.1 e	0.0 e	0.1 e	0.2 e	0.0 e
Colombia	233	....	....	....	....	....	....	0.1 e	0.0 e	0.0 e	0.0 e	0.0 e	0.0 e
Costa Rica	238	0.0 e	0.0 e	0.0 e	0.0 e	0.0 e	0.0 e	0.1 e	0.0 e	0.0 e	0.0 e	0.0 e	0.0 e
Dominican Republic	243	....	....	....	....	....	....	0.0 e	0.0 e	0.0 e	0.0 e	0.0 e	0.0 e
Ecuador	248	0.0 e	....	0.0 e	....	....	....	1.4 e	0.1 e	0.1 e	0.2 e	0.3 e	0.3 e
Grenada	328	0.0 e	0.0 e	0.0 e	0.0 e	0.0 e	0.0 e	....	....	....	....	....	....
Guatemala	258	0.0 e	0.0 e	0.0 e	0.0 e	0.0 e	0.0 e	0.1 e	0.0 e	0.0 e	0.0 e	0.0 e	0.0 e
Guyana	336	0.0 e	0.0 e	0.0 e	0.0 e	0.0 e	0.0 e	....	....	....	....	....	....
Jamaica	343	....	....	....	....	....	....	0.0 e	0.0 e	0.0 e	0.0 e	0.0 e	0.0 e
Netherlands Antilles	353	0.0 e	0.0 e	0.0 e	0.0 e	0.0 e	0.0 e	....	....	....	....	....	....
Peru	293	0.0 e	0.0 e	0.0 e	0.0 e	0.0 e	0.0 e	0.1 e	0.0 e	0.0 e	0.0 e	0.0 e	0.0 e
St. Vincent & Grens.	364	0.0 e	0.0 e	0.0 e	0.0 e	0.0 e	0.0 e	....	....	....	....	....	....
Trinidad and Tobago	369	....	....	....	....	....	....	0.0 e	0.0 e	0.0 e	0.0 e	0.0 e	0.0 e
Venezuela, Rep. Bol.	299	0.0 e	0.0 e	0.0 e	0.0 e	0.0 e	0.0 e	....	....	....	....	....	....
<b>Memorandum Items</b>													
Africa	605	0.7	0.2	0.1	0.1	0.1	0.1	0.1	0.0	0.0	0.0	0.0	0.0
Middle East	405	0.0	0.0	0.0	0.0	0.0	0.0	....	....	....	....	....	....
European Union	998	0.8	0.1	0.3	0.3	0.2	0.1	47.0	11.2	13.4	11.2	13.3	10.5
Export earnings: fuel	080	1.0	0.2	0.3	0.2	0.2	0.2	1.5	0.2	0.1	0.3	0.3	0.3
Export earnings: nonfuel	092	97.0	17.5	32.6	12.6	24.0	60.3	845.3	212.4	198.4	185.4	183.3	199.1



# Guatemala (258)

In Millions of U.S. Dollars

		Exports (FOB)						Imports (CIF)					
		2015	2015Q3	2015Q4	2016Q1	2016Q2	2016Q3	2015	2015Q3	2015Q4	2016Q1	2016Q2	2016Q3
IFS World		7,175.9	1,767.7	1,569.1	2,664.0	2,773.3	2,584.8	14,997.7	4,065.7	3,883.2	3,927.5	4,337.0	4,283.4
World	001	10,673.1	2,748.2	2,521.0	2,511.4	2,785.1	2,686.6	17,639.1	4,666.6	4,475.6	4,134.0	4,393.0	4,405.0
Advanced Economies	110	5,191.6	1,319.8	1,192.5	1,202.7	1,384.4	1,351.5	9,206.2	2,400.8	2,345.9	2,248.6	2,310.6	2,287.2
Euro Area	163	728.1	167.5	186.7	172.8	217.4	227.9	1,198.5	319.7	334.2	289.1	314.4	357.6
Austria	122	0.4	0.2 r	0.0 r	0.1 r	0.0 r	0.0 r	11.1	2.5 r	1.8 r	2.4 r	2.2 r	2.5 r
Belgium	124	117.4	20.1 r	23.2 r	14.5 r	37.8 r	47.5 r	173.6	32.6 r	61.8 r	26.3 r	36.3 r	34.5 r
Cyprus	423	0.0	0.0 r	0.0 r	0.0 r	0.0 r	0.0 r	0.1	0.0 r	0.0 r	0.0 r	0.0 r	0.0 r
Estonia	939	0.2	....	0.0 r	0.0 r	0.0 r	0.0 r	1.3	....	....	0.0 r	0.0 r	0.0 r
Finland	172	4.7	1.5 r	0.6 r	1.0 r	1.2 r	1.6 r	26.5	13.3 r	5.8 r	4.6 r	4.5 r	4.9 r
France	132	21.3	4.8 r	4.8 r	3.5 r	3.9 r	6.1 r	89.7	19.5 r	28.3 r	15.9 r	15.3 r	19.6 r
Germany	134	85.1	17.2 r	22.0 r	13.4 r	25.4 r	31.7 r	288.8	85.8 r	61.3 r	68.3 r	74.5 r	86.2 r
Greece	174	40.3	6.8 r	18.9 r	21.7 r	21.0 r	22.9 r	4.7	1.2 r	1.9 r	1.0 r	0.8 r	0.9 r
Ireland	178	2.7	0.1 r	0.6 r	0.9 r	0.1 r	0.1 r	31.7	23.1 r	3.4 r	4.8 r	5.2 r	4.3 r
Italy	136	109.6	26.6 r	29.8 r	37.5 r	25.7 r	25.8 r	119.0	28.3 r	36.8 r	24.1 r	31.1 r	35.2 r
Latvia	941	....	....	....	....	....	....	11.5	4.3 r	5.0 r	11.8 r	11.7 r	11.8 r
Lithuania	946	....	....	....	....	....	....	21.8	0.9 r	13.7 r	36.0 r	36.0 r	36.0 r
Luxembourg	137	0.5	0.1 r	0.1 r	0.0 r	....	....	7.9	1.3 r	0.1 r	0.1 r	0.1 r	0.0 r
Malta	181	....	....	....	....	....	....	0.0	0.0 r	0.0 r	0.1 r	0.0 r	0.0 r
Netherlands	138	285.3	74.4 r	73.7 r	70.8 r	88.0 r	72.5 r	131.7	34.0 r	42.5 r	32.6 r	29.7 r	51.3 r
Portugal	182	1.4	0.7 r	0.5 r	0.1 r	0.1 r	0.1 r	15.6	4.0 r	3.0 r	2.4 r	4.3 r	3.0 r
Slovak Republic	936	....	....	....	....	....	....	0.1	0.0 r	0.1 r	0.0 r	0.0 r	0.0 r
Slovenia	961	....	....	....	....	....	....	0.4	....	....	0.0 r	0.0 r	0.0 r
Spain	184	59.2	15.0 r	12.4 r	9.3 r	14.2 r	19.5 r	262.9	68.8 r	68.5 r	58.8 r	62.6 r	67.4 r
Australia	193	20.2	4.4 r	1.7 r	2.4 r	3.4 r	3.9 r	11.4	2.5 r	2.1 r	0.7 r	0.6 r	5.0 r
Canada	156	232.2	52.0 r	55.3 r	70.8 r	87.7 r	72.2 r	94.9	22.9 r	21.7 r	22.6 r	26.8 r	18.2 r
China,P.R.: Hong Kong	532	6.2	2.0 r	1.5 r	1.3 r	1.3 r	2.8 r	242.1	59.9 r	95.1 r	45.9 r	55.7 r	36.5 r
China,P.R.: Macao	546	0.0	0.0 r	0.0 r	0.0 r	0.0 r	0.0 r	0.0	0.0 r	0.0 r	0.0 r	0.0 r	0.0 r
Czech Republic	935	0.7	0.2 r	0.1 r	0.0 r	0.0 r	0.1 r	2.0	0.8 r	0.6 r	0.4 r	0.6 r	0.5 r
Denmark	128	1.7	0.4 r	0.8 r	0.4 r	0.5 r	0.6 r	40.0	17.6 r	5.7 r	7.4 r	6.8 r	8.2 r
Iceland	176	0.1	0.0 r	0.0 r	0.0 r	0.0 r	0.2 r	0.0	....	....	....	....	....
Israel	436	5.5	0.3 r	0.3 r	2.4 r	2.4 r	2.1 r	28.9	8.9 r	7.9 r	6.6 r	5.1 r	10.5 r
Japan	158	185.5	75.2 r	35.1 r	32.8 r	55.4 r	53.3 r	279.6	73.4 r	69.4 r	66.8 r	81.2 r	92.2 r
Korea, Republic of	542	111.6	22.7 r	22.9 r	15.9 r	19.9 r	32.6 r	433.8	145.6 r	102.1 r	66.7 r	67.0 r	105.5 r
New Zealand	196	15.0	11.5 r	0.5 r	0.7 r	1.8 r	1.2 r	23.7	3.7 r	6.3 r	4.8 r	4.1 r	4.1 r
Norway	142	10.5	2.7 r	0.8 r	1.6 r	2.7 r	2.3 r	19.3	4.4 r	1.2 r	0.9 r	11.0 r	1.6 r
Singapore	576	4.1	0.4 r	0.6 r	1.4 r	0.6 r	1.4 r	35.3	7.5 r	9.8 r	11.4 r	12.7 r	13.2 r
Sweden	144	3.1	1.2 r	0.3 r	0.3 r	0.5 r	1.2 r	32.9	8.6 r	6.1 r	6.4 r	5.0 r	5.1 r
Switzerland	146	2.5	0.6 r	0.6 r	0.6 r	0.7 r	0.7 r	23.8	7.7 r	6.2 r	5.4 r	4.9 r	9.4 r
Taiwan Prov.of China	528	44.8	9.8 r	9.1 r	9.3 r	21.4 r	11.1 r	146.0	45.9 r	19.3 r	21.3 r	19.4 r	25.5 r
United Kingdom	112	86.8	13.9 r	16.1 r	32.8 r	25.0 r	12.0 r	44.9	10.9 r	10.9 r	7.6 r	7.5 r	10.3 r
United States	111	3,733.1	954.8 r	860.0 r	857.2 r	943.6 r	926.0 r	6,549.0	1,660.9 r	1,647.5 r	1,684.5 r	1,687.7 r	1,583.8 r
Emerg. & Dev. Economies	200	5,455.5	1,421.1	1,322.0	1,301.7	1,393.4	1,328.2	8,431.2	2,265.3	2,129.2	1,885.0	2,082.1	2,117.4
Emerg. & Dev. Asia	505	295.1	109.4	34.3	41.0	61.1	34.0	2,425.6	694.3	601.7	465.3	556.6	600.4
Bangladesh	513	12.2	3.4 r	3.1 r	3.4 r	3.5 r	3.3 r	0.7	0.2 r	0.2 r	0.2 r	0.2 r	0.2 r
Cambodia	522	0.0	0.0 r	0.0 r	0.0 r	0.0 r	0.0 r	0.0	0.0 r	0.0 r	0.0 r	0.0 r	0.0 r
China,P.R.: Mainland	924	207.2	69.0 r	27.5 r	16.6 r	30.3 r	25.9 r	1,868.2	540.5 r	464.1 r	342.1 r	436.9 r	468.0 r
F.T. French Polynesia	887	....	....	....	....	....	....	0.0	0.0 r	0.0 r	0.0 r	0.0 r	0.0 r
F.T. New Caledonia	839	....	....	....	....	....	....	0.1	0.0 r	0.0 r	0.0 r	0.0 r	0.0 r
Guam	829	0.1	0.0 r	0.0 r	0.0 r	0.0 r	0.0 r	0.0	0.0 r	0.0 r	0.0 r	0.0 r	0.0 r
India	534	10.1	2.4 r	1.6 r	2.0 r	7.0 r	2.8 r	272.0	71.5 r	70.3 r	66.1 r	61.1 r	68.6 r
Indonesia	536	0.6	0.0 r	0.0 r	0.0 r	0.0 r	0.0 r	40.1	9.1 r	8.3 r	6.7 r	7.0 r	6.9 r
Lao People's Dem.Rep	544	0.0	0.0 r	0.0 r	0.0 r	0.0 r	0.0 r	....	....	....	....	....	....
Malaysia	548	57.7	32.5 r	0.7 r	17.6 r	18.5 r	0.3 r	34.3	9.2 r	7.5 r	8.2 r	6.2 r	6.3 r
Maldives	556	....	0.0 e	0.0 e	0.0 e	0.0 e	0.0 e	....	....	....	....	....	....
Mongolia	948	0.0	0.0 r	0.0 r	0.0 r	0.0 r	0.0 r	....	....	....	....	....	....
Myanmar	518	0.7	0.2 r	0.2 r	0.2 r	0.2 r	0.2 r	0.0	0.0 r	0.0 r	0.0 r	0.0 r	0.0 r
Nepal	558	1.8	0.5 r	0.5 r	0.5 r	0.5 r	0.5 r	0.0	0.0 r	0.0 r	0.0 r	0.0 r	0.0 r
Papua New Guinea	853	....	....	....	....	....	....	0.0	0.0 r	0.0 r	0.0 r	0.0 r	0.0 r
Philippines	566	1.2	0.8 r	0.1 r	0.1 r	0.1 r	0.1 r	1.9	0.1 r	0.7 r	0.1 r	0.1 r	0.1 r
Samoa	862	....	....	....	....	....	....	0.1	0.0 r	0.0 r	0.0 r	0.0 r	0.0 r

# Guatemala (258)

In Millions of U.S. Dollars

		Exports (FOB)						Imports (CIF)					
		2015	2015Q3	2015Q4	2016Q1	2016Q2	2016Q3	2015	2015Q3	2015Q4	2016Q1	2016Q2	2016Q3
Sri Lanka	524	0.4	0.0 r	0.0 r	0.0 r	0.0 r	0.0 r	4.7	1.2 r	1.4 r	1.3 r	0.8 r	0.1 r
Thailand	578	2.5	0.2 r	0.5 r	0.4 r	0.8 r	0.6 r	169.3	53.0 r	40.1 r	32.7 r	35.3 r	41.4 r
Vietnam	582	0.8	0.2 r	0.2 r	0.2 r	0.2 r	0.2 r	34.1	9.4 r	9.0 r	8.0 r	8.9 r	8.7 r
Asia n.s.	598	0.0	0.0 r	0.0 r	0.0 r	0.0 r	0.0 r	....	....	....	....	....	....
<b>Europe</b>	170	<b>222.0</b>	<b>57.1</b>	<b>66.0</b>	<b>54.0</b>	<b>53.5</b>	<b>53.3</b>	<b>88.8</b>	<b>20.3</b>	<b>25.4</b>	<b>18.9</b>	<b>32.9</b>	<b>22.7</b>
<b>Emerg. &amp; Dev. Europe</b>	903	<b>63.3</b>	<b>13.8</b>	<b>27.2</b>	<b>14.0</b>	<b>11.3</b>	<b>10.3</b>	<b>32.4</b>	<b>9.0</b>	<b>10.3</b>	<b>8.9</b>	<b>13.3</b>	<b>17.9</b>
Bulgaria	918	7.3	1.4 r	1.8 r	1.3 r	0.0 r	0.1 r	2.5	1.1 r	0.6 r	1.1 r	0.6 r	1.2 r
Croatia	960	....	....	....	....	....	....	0.2	0.0 r	0.1 r	0.0 r	0.0 r	0.1 r
Faroe Islands	816	....	0.0 e	0.0 e	0.0 e	0.0 e	0.0 e	....	....	....	....	....	....
Gibraltar	823	22.2	6.2 r	5.7 r	6.1 r	6.4 r	6.1 r	0.0	0.0 r	0.0 r	0.0 r	0.0 r	0.0 r
Hungary	944	....	....	....	....	....	....	0.5	0.0 r	0.3 r	0.2 r	0.3 r	0.2 r
Montenegro	943	....	....	....	....	....	....	0.1	0.0 r	0.0 r	0.0 r	0.0 r	0.0 r
Poland	964	7.5	1.5 r	3.3 r	0.4 r	0.4 r	0.3 r	2.9	0.9 r	0.8 r	0.5 r	1.0 r	1.4 r
Romania	968	1.3	0.3 r	0.6 r	0.9 r	1.2 r	0.8 r	0.9	0.2 r	0.4 r	0.3 r	0.8 r	0.7 r
Serbia, Republic of	942	....	0.0 e	0.4 e	0.0 e	0.1 e	0.1 e	....	0.6 e	0.1 e	0.4 e	0.2 e	0.2 e
Turkey	186	25.0	4.3 r	15.4 r	5.2 r	3.2 r	2.9 r	25.4	6.2 r	8.1 r	6.5 r	10.5 r	14.1 r
<b>CIS</b>	901	<b>158.7</b>	<b>43.2</b>	<b>38.8</b>	<b>39.9</b>	<b>42.3</b>	<b>43.1</b>	<b>55.9</b>	<b>11.1</b>	<b>14.9</b>	<b>9.8</b>	<b>19.4</b>	<b>4.7</b>
Belarus	913	0.0	0.0 r	0.0 r	0.0 r	0.0 r	0.0 r	....	....	....	....	....	....
Georgia	915	....	....	....	....	....	....	3.8	2.6 r	0.8 r	0.2 r	0.1 r	0.1 r
Kazakhstan	916	101.2	28.4 r	25.9 r	27.9 r	29.2 r	27.6 r	....	....	....	....	....	....
Moldova	921	....	0.0 e	0.0 e	0.0 e	0.0 e	0.0 e	....	....	....	....	....	....
Russian Federation	922	6.4	2.1 r	1.5 r	1.7 r	2.2 r	2.6 r	44.9	8.5 r	13.8 r	9.5 r	19.1 r	4.6 r
Ukraine	926	51.1	12.8 r	11.4 r	10.3 r	10.9 r	12.9 r	7.3	0.0 r	0.4 r	0.1 r	0.2 r	0.0 r
Europe n.s.	884	....	....	....	....	....	....	0.5	0.1 r	0.1 r	0.1 r	0.1 r	0.1 r
<b>Mid East, N Africa, Pak</b>	440	<b>263.0</b>	<b>70.6</b>	<b>65.0</b>	<b>70.5</b>	<b>74.0</b>	<b>71.6</b>	<b>84.3</b>	<b>23.0</b>	<b>21.8</b>	<b>19.6</b>	<b>21.4</b>	<b>21.2</b>
Afghanistan, I.R. of	512	0.1	0.0 r	0.0 r	0.0 r	0.0 r	0.0 r	0.1	0.0 r	0.0 r	0.0 r	0.0 r	0.0 r
Algeria	612	0.3	0.1 r	0.1 r	0.1 r	0.1 r	0.1 r	0.1	0.0 r	0.0 r	0.0 r	0.0 r	0.0 r
Bahrain, Kingdom of	419	0.8	0.2 r	0.2 r	0.2 r	0.3 r	0.3 r	....	....	....	....	....	....
Djibouti	611	0.3	0.1 r	0.1 r	0.1 r	0.1 r	0.1 r	0.5	0.1 r	0.1 r	0.1 r	0.1 r	0.1 r
Egypt	469	6.2	0.9 r	1.4 r	0.9 r	0.9 r	0.9 r	3.1	0.4 r	0.6 r	0.4 r	0.5 r	0.5 r
Iran, I.R. of	429	0.0	0.0 r	0.0 r	0.0 r	0.0 r	0.0 r	0.0	0.0 r	0.0 r	0.0 r	0.0 r	0.0 r
Iraq	433	1.7	0.5 r	0.4 r	0.5 r	0.5 r	0.5 r	....	....	....	....	....	....
Jordan	439	10.8	1.9 r	2.0 r	2.9 r	2.9 r	3.3 r	0.6	0.3 r	....	0.1 r	....	0.0 r
Kuwait	443	6.7	1.9 r	1.7 r	1.9 r	2.0 r	1.9 r	....	....	....	....	....	....
Lebanon	446	1.3	0.1 r	0.1 r	0.1 r	0.1 r	0.1 r	0.1	....	0.0 r	....	....	....
Libya	672	13.3	3.7 r	3.4 r	3.7 r	3.8 r	3.6 r	0.0	0.0 r	0.0 r	0.0 r	0.0 r	0.0 r
Mauritania	682	18.0	5.1 r	4.6 r	5.0 r	5.2 r	4.9 r	....	....	....	....	....	....
Morocco	686	0.5	0.2 r	0.0 r	0.1 r	0.1 r	0.1 r	0.1	0.0 r	0.1 r	0.1 r	0.1 r	0.1 r
Oman	449	0.6	0.2 r	0.2 r	0.2 r	0.2 r	0.2 r	1.2	0.3 r	0.3 r	0.3 r	0.3 r	0.3 r
Pakistan	564	9.1	2.6 r	2.3 r	2.5 r	2.6 r	2.5 r	7.6	2.1 r	2.0 r	1.8 r	2.0 r	2.0 r
Qatar	453	1.3	0.4 r	0.3 r	0.4 r	0.4 r	0.4 r	1.1	0.3 r	0.3 r	0.3 r	0.3 r	0.3 r
Saudi Arabia	456	72.5	19.4 r	17.6 r	19.6 r	21.2 r	20.6 r	61.1	16.9 r	16.1 r	14.4 r	15.9 r	15.6 r
Sudan	732	4.2	1.0 r	1.0 r	1.0 r	1.0 r	1.0 r	0.1	0.0 r	0.0 r	0.0 r	0.0 r	0.0 r
Syrian Arab Republic	463	8.3	2.3 r	2.1 r	2.3 r	2.4 r	2.3 r	0.0	0.0 r	0.0 r	0.0 r	0.0 r	0.0 r
Tunisia	744	26.3	7.4 r	6.7 r	6.8 r	6.8 r	6.8 r	0.1	0.0 r	0.0 r	0.0 r	0.0 r	0.0 r
United Arab Emirates	466	80.6	22.3 r	20.1 r	21.7 r	22.7 r	21.5 r	8.5	2.3 r	2.2 r	2.0 r	2.2 r	2.2 r
West Bank and Gaza	487	....	0.4 e	0.4 e	0.5 e	0.7 e	0.7 e	....	....	....	....	....	....
Yemen, Republic of	474	0.0	0.0 r	0.0 r	0.0 r	0.0 r	0.0 r	....	....	....	....	....	....
<b>Sub-Saharan Africa</b>	603	<b>157.7</b>	<b>43.4</b>	<b>40.1</b>	<b>42.5</b>	<b>44.5</b>	<b>43.2</b>	<b>5.0</b>	<b>0.8</b>	<b>2.2</b>	<b>2.0</b>	<b>3.3</b>	<b>3.1</b>
Angola	614	0.0	0.0 r	0.0 r	0.0 r	0.0 r	0.0 r	....	....	....	....	....	....
Benin	638	0.0	0.0 r	0.0 r	0.0 r	0.0 r	0.0 r	....	....	....	....	....	....
Cameroon	622	3.0	0.8 r	0.8 r	0.8 r	0.9 r	0.8 r	....	....	....	....	....	....
Central African Rep.	626	....	....	....	....	....	....	0.0	0.0 r	0.0 r	0.0 r	0.0 r	0.0 r
Congo, Dem. Rep. of	636	26.4	7.4 r	6.8 r	7.3 r	7.6 r	7.2 r	0.0	0.0 r	0.0 r	0.0 r	0.0 r	0.0 r
Congo, Republic of	634	0.1	0.0 r	0.0 r	0.0 r	0.0 r	0.0 r	....	....	....	....	....	....
Côte d'Ivoire	662	12.7	3.2 r	3.2 r	3.2 r	3.2 r	3.2 r	0.2	0.1 r	0.1 r	0.1 r	0.1 r	0.1 r
Ethiopia	644	0.0	0.0 r	0.0 r	0.0 r	0.0 r	0.0 r	0.2	0.1 r	0.1 r	0.1 r	0.1 r	0.1 r
Gabon	646	....	0.0 e	0.0 e	0.0 e	0.0 e	0.0 e	0.0	0.0 r	0.0 r	0.0 r	0.0 r	0.0 r
Ghana	652	81.7	22.9 r	20.9 r	22.6 r	23.6 r	22.3 r	0.1	0.0 r	0.0 r	0.0 r	0.0 r	0.0 r
Guinea	656	4.1	1.2 r	1.1 r	1.1 r	1.2 r	1.1 r	0.0	0.0 r	0.0 r	0.0 r	0.0 r	0.0 r

# Guatemala (258)

In Millions of U.S. Dollars

		Exports (FOB)						Imports (CIF)					
		2015	2015Q3	2015Q4	2016Q1	2016Q2	2016Q3	2015	2015Q3	2015Q4	2016Q1	2016Q2	2016Q3
Kenya	664	0.8	0.2 r	0.2 r	0.2 r	0.2 r	0.2 r	0.0	0.0 r	0.0 r	0.0 r	0.0 r	0.0 r
Malawi	676	0.0	0.0 r	0.0 r	0.0 r	0.0 r	0.0 r	....	....	....	....	....	....
Mali	678	0.0	0.0 r	0.0 r	0.0 r	0.0 r	0.0 r	....	....	....	....	....	....
Mauritius	684	0.0	0.0 r	0.0 r	0.0 r	0.0 r	0.0 r	....	....	....	....	....	....
Mozambique	688	0.8	0.2 r	0.2 r	0.2 r	0.2 r	0.2 r	0.0	0.0 r	0.0 r	0.0 r	0.0 r	0.0 r
Namibia	728	....	....	....	....	....	....	0.0	0.0 r	0.0 r	0.0 r	0.0 r	0.0 r
Nigeria	694	0.0	0.0 r	0.0 r	0.0 r	0.0 r	0.0 r	0.7	0.2 r	0.2 r	0.2 r	0.2 r	0.2 r
Rwanda	714	0.0	0.0 r	0.0 r	0.0 r	0.0 r	0.0 r	....	....	....	....	....	....
São Tomé & Príncipe	716	0.0	0.0 r	0.0 r	0.0 r	0.0 r	0.0 r	0.1	0.0 r	0.0 r	0.0 r	0.0 r	0.0 r
Senegal	722	....	....	....	....	....	....	0.0	....	....	....	....	....
Seychelles	718	....	....	....	....	....	....	0.0	0.0 r	0.0 r	0.0 r	0.0 r	0.0 r
Sierra Leone	724	3.8	1.1 r	1.0 r	1.0 r	1.1 r	1.0 r	....	....	....	....	....	....
South Africa	199	3.4	1.1 r	0.8 r	0.7 r	1.3 r	1.7 r	3.5	0.4 r	1.8 r	1.7 r	2.9 r	2.7 r
Swaziland	734	....	....	....	....	....	....	0.0	0.0 r	0.0 r	0.0 r	0.0 r	0.0 r
Tanzania	738	0.4	0.1 r	0.1 r	0.1 r	0.1 r	0.1 r	0.0	0.0 r	0.0 r	0.0 r	0.0 r	0.0 r
Togo	742	20.5	5.1 r	5.1 r	5.1 r	5.1 r	5.1 r	0.0	0.0 r	0.0 r	0.0 r	0.0 r	0.0 r
Uganda	746	....	....	....	....	....	....	0.0	0.0 r	0.0 r	0.0 r	0.0 r	0.0 r
Zambia	754	....	....	....	....	....	0.1 r	....	....	....	....	....	....
<b>Western Hemisphere</b>	<b>205</b>	<b>4,517.6</b>	<b>1,140.7</b>	<b>1,116.5</b>	<b>1,093.8</b>	<b>1,160.2</b>	<b>1,126.0</b>	<b>5,827.6</b>	<b>1,526.9</b>	<b>1,478.2</b>	<b>1,379.3</b>	<b>1,467.9</b>	<b>1,470.0</b>
Anguilla	312	....	0.0 e	0.0 e	0.0 e	0.0 e	0.0 e	....	....	....	....	....	....
Antigua and Barbuda	311	0.4	0.1 r	0.1 r	0.1 r	0.1 r	0.1 r	0.0	0.0 r	0.0 r	0.0 r	0.0 r	0.0 r
Argentina	213	7.5	1.9 r	1.9 r	1.9 r	1.9 r	1.9 r	73.2	20.1 r	21.8 r	22.7 r	23.3 r	23.9 r
Aruba	314	0.6	0.1 r	0.1 r	0.1 r	0.1 r	0.1 r	....	....	....	....	....	0.0 r
Bahamas, The	313	5.0	1.4 r	1.3 r	1.4 r	1.5 r	1.4 r	0.1	0.0 r	0.0 r	0.0 r	0.0 r	0.0 r
Barbados	316	3.1	0.9 r	0.8 r	0.9 r	0.9 r	0.9 r	3.8	0.9 r	0.9 r	0.9 r	0.9 r	0.9 r
Belize	339	85.5	22.7 r	20.3 r	22.5 r	24.3 r	23.6 r	5.6	1.6 r	1.5 r	1.3 r	1.5 r	1.4 r
Bermuda	319	0.3	0.1 r	0.1 r	0.1 r	0.1 r	0.1 r	....	....	....	....	....	....
Bolivia	218	1.2	0.1 r	0.3 r	0.3 r	0.2 r	0.2 r	0.3	0.2 r	0.1 r	0.2 r	0.3 r	0.3 r
Brazil	223	20.0	4.6 r	5.6 r	5.3 r	6.4 r	6.6 r	227.0	62.1 r	68.9 r	49.3 r	51.7 r	50.2 r
Chile	228	104.9	21.4 r	20.5 r	30.5 r	22.4 r	21.1 r	113.6	30.1 r	27.8 r	26.0 r	31.6 r	28.7 r
Colombia	233	62.2	19.8 r	13.3 r	13.0 r	13.7 r	13.1 r	376.1	94.9 r	99.3 r	103.5 r	110.0 r	105.0 r
Costa Rica	238	417.7	112.9 r	102.7 r	114.3 r	123.1 r	119.5 r	599.7	166.3 r	158.2 r	141.6 r	156.6 r	154.6 r
Dominica	321	0.2	0.0 r	0.0 r	0.1 r	0.1 r	0.1 r	0.0	0.0 r	0.0 r	0.0 r	0.0 r	0.0 r
Dominican Republic	243	150.9	41.2 r	37.4 r	41.2 r	43.9 r	42.3 r	38.8	11.3 r	12.1 r	12.0 r	14.3 r	15.0 r
Ecuador	248	38.0	12.8 r	7.1 r	8.6 r	8.8 r	8.1 r	69.1	19.3 r	10.8 r	8.2 r	8.6 r	8.2 r
El Salvador	253	1,239.8	298.4 r	310.5 r	291.5 r	316.8 r	285.8 r	903.7	231.1 r	225.6 r	209.8 r	228.4 r	208.8 r
Grenada	328	0.8	0.2 r	0.2 r	0.2 r	0.2 r	0.2 r	0.0	0.0 r	0.0 r	0.0 r	0.0 r	0.0 r
Guyana	336	2.8	0.7 r	0.6 r	0.7 r	0.8 r	0.8 r	1.1	0.3 r	0.3 r	0.3 r	0.3 r	0.3 r
Haiti	263	41.8	11.1 r	9.9 r	11.1 r	12.0 r	11.7 r	0.4	0.1 r	0.1 r	0.1 r	0.1 r	0.1 r
Honduras	268	903.4	204.5 r	224.7 r	187.3 r	194.4 r	183.1 r	366.6	91.6 r	89.6 r	94.4 r	104.7 r	103.8 r
Jamaica	343	29.4	8.4 r	7.7 r	8.3 r	8.6 r	8.1 r	0.2	0.1 r	0.1 r	0.1 r	0.1 r	0.1 r
Mexico	273	429.8	118.3 r	111.6 r	96.0 r	105.7 r	134.5 r	2,040.1	538.9 r	516.3 r	451.0 r	467.8 r	495.2 r
Netherlands Antilles	353	1.1	....	....	0.3 r	0.3 r	0.3 r	10.0	....	....	2.3 r	2.6 r	2.6 r
Nicaragua	278	554.8	152.0 r	138.4 r	152.5 r	162.5 r	156.4 r	131.4	36.0 r	34.1 r	30.6 r	34.0 r	33.7 r
Panama	283	261.5	63.6 r	61.2 r	61.7 r	65.2 r	61.8 r	606.5	157.1 r	157.8 r	175.7 r	174.1 r	179.0 r
Paraguay	288	1.2	0.3 r	0.3 r	0.3 r	0.3 r	0.3 r	4.0	1.2 r	1.1 r	0.9 r	1.0 r	1.0 r
Peru	293	52.6	15.1 r	13.8 r	14.5 r	14.8 r	13.7 r	104.1	23.3 r	20.2 r	20.3 r	25.0 r	26.9 r
St. Kitts and Nevis	361	0.7	0.2 r	0.2 r	0.2 r	0.2 r	0.2 r	....	....	....	....	....	....
St. Lucia	362	0.1	0.0 r	0.0 r	0.0 r	0.0 r	0.0 r	3.5	1.0 r	0.9 r	0.8 r	0.9 r	0.9 r
St. Vincent & Grens.	364	0.3	0.1 r	0.1 r	0.1 r	0.1 r	0.1 r	....	....	....	....	....	....
Suriname	366	2.5	0.7 r	0.6 r	0.7 r	0.8 r	0.8 r	0.0	0.0 r	0.0 r	0.0 r	0.0 r	0.0 r
Trinidad and Tobago	369	23.0	6.4 r	6.0 r	6.5 r	6.9 r	6.6 r	4.5	1.3 r	1.2 r	1.1 r	1.2 r	1.2 r
Uruguay	298	0.4	0.1 r	0.2 r	0.2 r	0.2 r	0.2 r	96.5	25.0 r	17.0 r	15.1 r	16.5 r	16.2 r
Venezuela, Rep. Bol.	299	73.8	20.4 r	18.9 r	21.2 r	22.9 r	22.4 r	24.0	6.6 r	6.3 r	5.6 r	6.2 r	6.1 r
Western Hem. n.s.	399	0.3	0.1 r	0.1 r	0.1 r	0.1 r	0.1 r	23.9	6.6 r	6.3 r	5.6 r	6.2 r	6.1 r
<b>Other Countries n.i.e</b>	<b>910</b>	<b>26.0</b>	<b>7.2</b>	<b>6.5</b>	<b>7.0</b>	<b>7.3</b>	<b>6.9</b>	<b>1.6</b>	<b>0.4</b>	<b>0.4</b>	<b>0.4</b>	<b>0.4</b>	<b>0.4</b>
Cuba	928	21.6	6.0 r	5.4 r	5.8 r	6.0 r	5.7 r	1.2	0.3 r	0.3 r	0.3 r	0.3 r	0.3 r
Korea, Dem. People's Rep.	954	4.4	1.2 r	1.1 r	1.2 r	1.3 r	1.2 r	0.4	0.1 r	0.1 r	0.1 r	0.1 r	0.1 r
<b>Memorandum Items</b>													
Africa	605	207.4	57.2	52.7	55.5	57.8	56.2	5.9	1.0	2.4	2.3	3.5	3.4

# Guatemala (258)

*In Millions of U.S. Dollars*

		Exports (FOB)						Imports (CIF)					
		2015	2015Q3	2015Q4	2016Q1	2016Q2	2016Q3	2015	2015Q3	2015Q4	2016Q1	2016Q2	2016Q3
Middle East	405	204.2	54.2	50.1	54.8	58.0	56.1	75.6	20.6	19.5	17.5	19.2	18.9
European Union	998	836.5	186.6	209.6	209.0	245.1	243.0	1,325.3	359.7	359.5	313.0	336.9	385.3
Export earnings: fuel	080	483.9	138.8	117.2	127.5	135.0	129.6	591.5	150.9	150.5	145.1	164.4	144.0
Export earnings: nonfuel	092	10,189.2	2,609.4	2,403.8	2,383.8	2,650.2	2,556.9	17,047.5	4,515.6	4,325.0	3,988.9	4,228.6	4,261.0

# Guinea (656)

In Millions of U.S. Dollars

		Exports (FOB)						Imports (CIF)					
		2015	2015Q3	2015Q4	2016Q1	2016Q2	2016Q3	2015	2015Q3	2015Q4	2016Q1	2016Q2	2016Q3
IFS World		....	....	....	....	....	....	....	....	....	....	....	....
World	001	1,747.3	394.5	371.9	552.3	723.0	685.5	2,143.5	526.2	485.7	503.3	632.0	565.6
Advanced Economies	110	628.5	178.5	144.6	180.3	218.1	196.1	962.0	234.6	230.2	239.6	302.8	269.7
Euro Area	163	467.0	118.5	106.2	126.9	124.5	115.8	757.7	183.1	192.8	194.0	207.4	201.3
Austria	122	....	....	....	....	....	....	0.2	0.0 r	0.1 r	0.0 r	0.1 r	0.1 r
Belgium	124	13.8	0.4 r	0.9 r	1.0 r	3.3 r	2.7 r	173.5	45.3 r	44.2 r	52.2 r	44.8 r	43.6 r
Cyprus	423	....	....	....	....	....	....	0.1	0.0 r	0.0 r	0.0 r	0.0 r	0.0 r
Estonia	939	0.0	0.0 r	0.0 r	0.0 r	0.2 r	0.0 r	0.0	0.0 r	0.0 r	0.0 r	0.0 r	....
Finland	172	0.0	0.0 r	0.0 r	0.0 r	0.0 r	0.0 r	0.1	0.1 r	0.0 r	0.1 r	0.1 r	0.3 r
France	132	89.0	24.9 r	18.2 r	40.3 r	41.8 r	32.9 r	142.9	32.1 r	32.2 r	58.7 r	33.2 r	31.0 r
Germany	134	114.8	29.1 r	26.1 r	24.9 r	20.2 r	17.8 r	35.5	6.6 r	7.9 r	5.6 r	10.8 r	14.0 r
Greece	174	0.0	....	0.0 r	0.0 r	....	0.0 r	2.8	0.1 r	0.4 r	1.4 r	0.4 r	0.1 r
Ireland	178	98.9	26.1 r	22.4 r	24.1 r	26.3 r	21.0 r	1.0	0.1 r	0.2 r	0.5 r	0.5 r	0.3 r
Italy	136	6.3	1.7 r	1.6 r	1.4 r	0.7 r	1.7 r	30.6	8.4 r	7.7 r	7.2 r	6.5 r	6.7 r
Latvia	941	....	....	....	....	....	....	4.0	0.0 r	0.1 r	0.0 r	0.0 r	0.0 r
Lithuania	946	0.0	0.0 r	0.0 r	0.0 r	0.1 r	0.0 r	....	....	....	....	....	....
Luxembourg	137	....	....	....	....	0.0 e	....	1.9	0.6 r	0.9 r	0.5 r	0.0 r	0.3 r
Malta	181	....	....	....	....	....	....	0.1	0.0 r	....	0.1 r	0.0 r	....
Netherlands	138	7.5	1.7 r	1.4 r	1.8 r	1.8 r	5.2 r	287.2	72.9 r	76.8 r	56.2 r	98.4 r	96.0 r
Portugal	182	1.0	0.0 r	0.7 r	0.5 r	0.2 r	0.5 r	24.3	5.0 r	4.8 r	2.2 r	4.6 r	2.4 r
Slovak Republic	936	....	....	....	....	0.0 r	....	0.1	0.0 r	0.1 r	0.0 r	0.0 r	0.0 r
Slovenia	961	0.0 e	....	0.0 e	....	....	....	18.7	3.0 r	8.7 r	0.0 r	....	0.0 r
Spain	184	135.9	34.7 r	34.8 r	33.0 r	29.9 r	34.0 r	34.8	8.9 r	8.8 r	9.3 r	8.0 r	6.4 r
Australia	193	0.1	0.0 r	0.0 r	0.0 r	0.0 r	0.0 r	1.7	0.6 r	0.5 r	0.4 r	0.5 r	0.0 r
Canada	156	44.1	12.8 r	9.0 r	7.6 r	8.9 r	9.1 r	4.8	1.4 r	1.3 r	0.9 r	1.9 r	1.2 r
China,P.R.: Hong Kong	532	0.0	0.0 r	0.0 r	0.0 r	0.0 r	0.0 r	2.0	1.2 r	0.1 r	1.0 r	0.8 r	0.4 r
China,P.R.: Macao	546	....	....	....	....	....	....	0.2	0.1 r	0.1 r	0.1 r	0.1 r	0.1 r
Czech Republic	935	....	....	....	....	....	....	0.3	0.0 r	0.1 r	0.1 r	0.1 r	0.1 r
Denmark	128	0.2	0.0 r	0.0 r	0.0 r	0.0 r	0.0 r	14.0	5.1 r	3.2 r	3.2 r	5.2 r	3.8 r
Iceland	176	....	....	....	....	....	....	3.2	3.1 r	....	....	....	....
Israel	436	0.0	0.0 r	0.0 r	0.0 r	0.0 r	0.0 r	3.2	0.5 r	0.5 r	1.1 r	1.1 r	1.1 r
Japan	158	0.0	0.0 r	0.0 r	0.0 r	0.0 r	0.0 r	15.5	7.2 r	2.9 r	1.7 r	3.5 r	3.1 r
Korea, Republic of	542	2.2	0.5 r	0.4 r	2.9 r	0.7 r	0.5 r	14.5	2.3 r	1.9 r	3.1 r	2.2 r	21.5 r
New Zealand	196	0.0	0.0 r	0.0 r	0.0 r	0.0 r	0.0 r	0.7	0.1 r	0.0 r	0.1 r	0.1 r	0.0 r
Norway	142	....	....	....	....	....	....	0.2	0.0 r	0.0 r	0.1 r	0.1 r	0.1 r
Singapore	576	0.2	0.0 r	0.0 r	0.0 r	0.0 r	0.0 r	54.0	5.0 r	10.2 r	16.5 r	60.3 r	16.1 r
Sweden	144	0.0	0.0 r	0.0 r	....	0.0 r	....	2.8	0.9 r	0.4 r	0.4 r	0.7 r	0.9 r
Switzerland	146	26.5	18.9 r	7.4 r	38.8 r	82.6 r	68.7 r	11.1	2.2 r	2.9 r	6.4 r	3.6 r	3.3 r
Taiwan Prov.of China	528	0.1	0.0 r	0.0 r	0.0 r	0.0 r	0.0 r	4.8	0.5 r	2.5 r	0.8 r	1.4 r	1.4 r
United Kingdom	112	3.8	2.0 r	0.2 r	0.1 r	0.1 r	0.2 r	13.9	3.3 r	3.5 r	2.2 r	3.0 r	1.8 r
United States	111	84.2	25.7 r	21.3 r	3.9 r	1.2 r	1.8 r	57.2	17.9 r	7.4 r	7.7 r	10.9 r	13.7 r
Emerg. & Dev. Economies	200	942.5	176.6	189.5	319.4	438.0	425.6	1,181.3	291.5	255.4	263.6	329.1	295.9
Emerg. & Dev. Asia	505	300.9	39.8	60.7	140.9	208.0	202.6	626.2	156.2	122.7	143.0	188.9	169.7
Bangladesh	513	0.3	0.1 r	0.1 r	0.1 r	0.1 r	0.1 r	0.2	0.1 r	0.0 r	0.0 r	0.0 r	0.0 r
Cambodia	522	....	....	....	....	....	....	0.1	0.0 r	0.0 r	0.0 r	0.0 r	0.0 r
China,P.R.: Mainland	924	27.9	6.7 r	18.3 r	99.0 r	169.2 r	162.8 r	319.2	74.7 r	70.7 r	59.5 r	84.0 r	83.7 r
F.T. New Caledonia	839	....	....	....	....	....	....	0.0	0.0 r	0.0 r	0.0 r	0.0 r	0.0 r
India	534	257.6	31.2 r	36.4 r	30.4 r	28.4 r	29.4 r	232.8	65.8 r	33.7 r	66.8 r	86.7 r	65.5 r
Indonesia	536	0.5	....	0.5 r	0.0 r	0.0 r	0.0 r	12.1	2.8 r	3.6 r	3.0 r	2.5 r	2.5 r
Malaysia	548	6.4	0.0 r	3.8 r	9.2 r	7.3 r	7.5 r	28.8	5.1 r	7.4 r	3.9 r	7.2 r	1.8 r
Myanmar	518	0.0 e	0.0 e	0.0 e	0.0 e	0.0 e	0.0 e	....	....	....	....	....	....
Nepal	558	0.2 e	0.0 e	0.0 e	0.0 e	0.0 e	0.0 e	....	....	....	....	....	....
Papua New Guinea	853	0.0	0.0 r	0.0 r	0.0 r	0.0 r	0.0 r	....	....	....	....	....	....
Philippines	566	....	....	....	....	....	....	0.0	....	....	....	....	....
Samoa	862	....	....	....	....	....	....	0.1	0.0 r	0.0 r	0.0 r	0.0 r	0.0 r
Solomon Islands	813	....	....	....	....	....	....	0.0	0.0 r	0.0 r	0.0 r	0.0 r	0.0 r
Sri Lanka	524	....	....	....	....	....	....	1.1	0.3 r	0.3 r	0.4 r	0.1 r	0.1 r
Thailand	578	0.4	0.1 r	0.1 r	0.1 r	0.3 r	0.3 r	5.9	0.9 r	1.0 r	3.9 r	1.6 r	9.5 r
Vietnam	582	7.6	1.6 r	1.5 r	2.1 r	2.6 r	2.4 r	10.9	2.8 r	2.6 r	2.3 r	2.9 r	2.8 r
Asia n.s.	598	....	....	....	....	....	....	15.0	3.8 r	3.5 r	3.1 r	3.9 r	3.7 r

# Guinea (656)

In Millions of U.S. Dollars

		Exports (FOB)						Imports (CIF)					
		2015	2015Q3	2015Q4	2016Q1	2016Q2	2016Q3	2015	2015Q3	2015Q4	2016Q1	2016Q2	2016Q3
<b>Europe</b>	170	<b>56.1</b>	<b>12.2</b>	<b>15.8</b>	<b>15.3</b>	<b>14.3</b>	<b>10.4</b>	<b>78.1</b>	<b>20.8</b>	<b>18.6</b>	<b>17.5</b>	<b>16.3</b>	<b>13.9</b>
<b>Emerg. &amp; Dev. Europe</b>	903	<b>7.1</b>	<b>1.4</b>	<b>2.0</b>	<b>1.3</b>	<b>2.9</b>	<b>3.0</b>	<b>62.1</b>	<b>15.5</b>	<b>15.2</b>	<b>14.0</b>	<b>14.9</b>	<b>11.1</b>
Albania	914	....	....	....	....	....	....	0.0	0.0 r	0.0 r	0.0 r	0.0 r	0.0 r
Bosnia and Herzegovina	963	....	....	....	....	....	....	0.0	0.0 r	0.0 r	0.0 r	0.0 r	0.0 r
Bulgaria	918	....	....	....	....	....	....	0.2	0.1 r	0.1 r	0.1 r	0.1 r	0.5 r
Croatia	960	....	....	....	....	....	0.0 r	0.0	....	....	....	....	....
Gibraltar	823	....	....	....	....	....	....	0.4	0.1 r	0.1 r	0.1 r	0.1 r	0.2 r
Hungary	944	....	....	....	....	....	....	0.0	0.0 r	0.0 r	0.0 r	0.0 r	0.0 r
Macedonia, FYR	962	0.0 e	0.0 e	0.0 e	0.0 e	0.0 e	0.0 e	0.0	0.0 r	0.0 r	0.0 r	0.0 r	0.0 r
Montenegro	943	0.0 e	0.0 e	....	....	0.0 e	....	....	....	....	....	....	....
Poland	964	3.6	0.9 r	0.8 r	0.6 r	1.0 r	0.4 r	12.3	3.5 r	3.1 r	5.0 r	3.8 r	3.7 r
Romania	968	1.1	0.0 r	0.9 r	....	0.7 r	1.8 r	12.5	4.3 r	4.8 r	0.8 r	0.6 r	0.0 r
Turkey	186	2.3	0.5 r	0.3 r	0.7 r	1.3 r	0.7 r	36.7	7.6 r	7.1 r	8.1 r	10.3 r	6.7 r
<b>CIS</b>	901	<b>49.1</b>	<b>10.7</b>	<b>13.8</b>	<b>14.0</b>	<b>11.3</b>	<b>7.4</b>	<b>15.8</b>	<b>5.2</b>	<b>3.4</b>	<b>3.4</b>	<b>1.3</b>	<b>2.7</b>
Armenia	911	....	....	....	....	....	0.0 r	....	....	....	....	....	....
Azerbaijan, Rep. of	912	....	....	....	....	....	....	0.2	0.0 r	0.0 r	0.0 r	0.0 r	0.0 r
Belarus	913	....	....	....	....	....	....	0.1	0.0 r	0.0 r	0.0 r	0.0 r	0.1 r
Georgia	915	....	....	....	....	....	....	0.0	0.0 r	....	....	....	....
Kazakhstan	916	0.0	0.0 r	0.0 r	0.0 r	0.0 r	0.0 r	0.0 e	0.0 e	0.0 e	0.0 e	0.0 e	0.0 e
Russian Federation	922	0.1	0.0 r	0.0 r	0.0 r	0.0 r	0.0 r	11.6	3.3 r	3.1 r	2.7 r	1.1 r	2.2 r
Tajikistan	923	....	....	....	....	....	....	0.0	0.0 r	0.0 r	0.0 r	0.0 r	0.0 r
Ukraine	926	49.0	10.7 r	13.8 r	14.0 r	11.3 r	7.4 r	3.9	1.9 r	0.2 r	0.7 r	0.2 r	0.4 r
Europe n.s.	884	....	....	....	....	....	....	0.2	0.0 r	0.0 r	0.0 r	0.0 r	0.0 r
<b>Mid East, N Africa, Pak</b>	440	<b>168.6</b>	<b>26.0</b>	<b>24.4</b>	<b>40.7</b>	<b>59.9</b>	<b>64.1</b>	<b>260.8</b>	<b>65.3</b>	<b>65.8</b>	<b>52.6</b>	<b>62.5</b>	<b>56.8</b>
Algeria	612	....	....	....	....	....	....	0.3	0.1 r	0.1 r	0.1 r	0.1 r	0.1 r
Bahrain, Kingdom of	419	0.0 e	0.0 e	0.0 e	0.0 e	0.0 e	0.0 e	1.1	0.3 r	0.2 r	0.2 r	0.3 r	0.3 r
Djibouti	611	0.0	0.0 r	0.0 r	0.0 r	0.0 r	0.0 r	....	....	....	....	....	....
Egypt	469	0.1	....	0.1 r	0.2 r	0.2 r	0.2 r	4.0	1.1 r	0.9 r	0.7 r	0.8 r	0.7 r
Iran, I.R. of	429	6.1	1.4 r	1.3 r	1.8 r	2.3 r	2.2 r	0.2	0.0 r	0.0 r	0.0 r	0.0 r	0.0 r
Jordan	439	....	....	....	....	....	....	2.4	0.1 r	0.9 r	0.3 r	0.8 r	0.4 r
Kuwait	443	....	....	....	....	....	....	0.0	0.0 r	0.0 r	0.0 r	0.0 r	0.0 r
Lebanon	446	2.2	0.5 r	1.7 r	2.6 r	3.4 r	3.3 r	49.1	12.2 r	14.3 r	10.7 r	12.1 r	10.6 r
Libya	672	....	....	....	....	....	....	0.0	0.0 r	0.0 r	0.0 r	0.0 r	0.0 r
Mauritania	682	0.3	0.1 r	0.1 r	0.1 r	0.1 r	0.1 r	0.7	0.2 r	0.2 r	0.2 r	0.2 r	0.2 r
Morocco	686	3.7	0.4 r	0.7 r	0.8 r	1.0 r	0.9 r	31.0	5.8 r	7.3 r	4.7 r	6.2 r	6.3 r
Oman	449	0.0 e	0.0 e	0.0 e	0.0 e	0.0 e	0.0 e	0.0	0.0 r	0.0 r	0.0 r	0.0 r	0.0 r
Pakistan	564	0.0	0.0 r	0.0 r	0.0 r	0.0 r	0.0 r	3.0	0.8 r	0.7 r	0.6 r	0.8 r	0.8 r
Qatar	453	....	....	....	....	....	....	0.4	0.1 r	0.1 r	0.1 r	0.1 r	0.1 r
Saudi Arabia	456	....	....	....	....	....	....	24.4	6.1 r	5.6 r	5.0 r	6.1 r	5.8 r
Somalia	726	....	....	....	....	....	....	0.0	0.0 r	0.0 r	0.0 r	0.0 r	0.0 r
Sudan	732	0.0	0.0 r	0.0 r	0.0 r	0.0 r	0.0 r	1.8	0.4 r	0.4 r	0.4 r	0.4 r	0.4 r
Syrian Arab Republic	463	0.0 e	0.0 e	0.0 e	0.0 e	0.0 e	0.0 e	0.1	0.0 r	0.0 r	0.0 r	0.0 r	0.0 r
Tunisia	744	0.1	0.0 r	0.0 r	0.0 r	0.0 r	0.0 r	3.2	0.8 r	0.7 r	0.7 r	0.8 r	0.8 r
United Arab Emirates	466	156.1	23.6 r	20.6 r	35.1 r	52.8 r	57.4 r	139.3	37.3 r	34.1 r	28.9 r	33.6 r	30.4 r
Yemen, Republic of	474	....	....	....	....	....	....	0.0	0.0 r	0.0 r	0.0 r	0.0 r	0.0 r
<b>Sub-Saharan Africa</b>	603	<b>416.7</b>	<b>98.6</b>	<b>88.4</b>	<b>122.5</b>	<b>155.8</b>	<b>148.6</b>	<b>173.5</b>	<b>39.7</b>	<b>44.7</b>	<b>44.6</b>	<b>52.0</b>	<b>48.1</b>
Angola	614	0.1	0.0 r	0.0 r	0.0 r	0.0 r	0.0 r	0.1	0.0 r	0.0 r	0.0 r	0.0 r	0.0 r
Benin	638	1.9	0.4 r	0.4 r	0.6 r	0.7 r	0.7 r	0.8	0.2 r	0.2 r	0.2 r	0.2 r	0.2 r
Burkina Faso	748	1.6	0.4 r	0.4 r	0.6 r	0.7 r	0.7 r	0.5	0.1 r	0.1 r	0.1 r	0.1 r	0.1 r
Burundi	618	....	....	....	....	....	....	0.1	0.0 r	0.0 r	0.0 r	0.0 r	0.0 r
Cabo Verde	624	0.0	0.0 r	0.0 r	0.0 r	0.0 r	0.0 r	0.0	0.0 r	0.0 r	0.0 r	0.0 r	0.0 r
Cameroon	622	0.2	0.1 r	0.1 r	0.1 r	0.1 r	0.1 r	0.2	0.0 r	0.0 r	0.0 r	0.1 r	0.0 r
Chad	628	0.0	0.0 r	0.0 r	0.0 r	0.0 r	0.0 r	0.0	0.0 r	0.0 r	0.0 r	0.0 r	0.0 r
Congo, Dem. Rep. of	636	0.2	0.0 r	0.0 r	0.1 r	0.1 r	0.1 r	0.2	0.1 r	0.1 r	0.1 r	0.1 r	0.1 r
Congo, Republic of	634	0.1	0.0 r	0.0 r	0.0 r	0.0 r	0.0 r	0.0	0.0 r	0.0 r	0.0 r	0.0 r	0.0 r
Côte d'Ivoire	662	1.1	0.2 r	0.2 r	0.2 r	0.2 r	0.2 r	6.7	1.2 r	1.0 r	1.1 r	1.7 r	1.8 r
Equatorial Guinea	642	0.1	0.0 r	0.0 r	0.0 r	0.0 r	0.0 r	0.0	0.0 r	0.0 r	0.0 r	0.0 r	0.0 r
Eritrea	643	....	....	....	....	....	....	0.0	0.0 r	0.0 r	0.0 r	0.0 r	0.0 r
Ethiopia	644	....	....	....	....	....	....	0.0	0.0 r	0.0 r	0.0 r	0.0 r	0.0 r
Gabon	646	0.2	0.1 r	0.0 r	0.1 r	0.1 r	0.1 r	0.8	0.2 r	0.2 r	0.2 r	0.2 r	0.2 r

# Guinea (656)

In Millions of U.S. Dollars

		Exports (FOB)						Imports (CIF)					
		2015	2015Q3	2015Q4	2016Q1	2016Q2	2016Q3	2015	2015Q3	2015Q4	2016Q1	2016Q2	2016Q3
Gambia, The	648	0.3	0.1 r	0.1 r	0.1 r	0.1 r	0.1 r	0.0	0.0 r	0.0 r	0.0 r	0.0 r	0.0 r
Ghana	652	346.5	77.5 r	74.4 r	103.5 r	131.8 r	125.5 r	57.0	14.4 r	13.4 r	12.1 r	15.1 r	14.5 r
Guinea-Bissau	654	0.2	0.0 r	0.0 r	0.0 r	0.1 r	0.1 r	0.0	0.0 r	0.0 r	0.0 r	0.0 r	0.0 r
Kenya	664	....	....	....	....	....	....	0.2	0.1 r	0.0 r	0.0 r	0.0 r	0.0 r
Liberia	668	2.6	0.6 r	0.6 r	1.0 r	1.3 r	1.3 r	9.4	2.4 r	2.2 r	2.0 r	2.5 r	2.4 r
Madagascar	674	0.0	0.0 r	0.0 r	0.0 r	0.0 r	0.0 r	1.1	0.3 r	0.3 r	0.2 r	0.3 r	0.3 r
Mali	678	23.8	5.3 r	5.0 r	6.8 r	8.4 r	7.8 r	13.0	3.2 r	2.9 r	2.7 r	3.4 r	3.3 r
Mauritius	684	0.1	0.0 r	0.0 r	....	....	....	0.6	....	0.6 r	....	....	....
Mozambique	688	0.1	0.0 r	0.0 r	0.0 r	0.0 r	0.0 r	....	....	....	....	....	....
Niger	692	0.8	0.2 r	0.2 r	0.2 r	0.3 r	0.3 r	0.0	0.0 r	0.0 r	0.0 r	0.0 r	0.0 r
Nigeria	694	0.0	0.0 r	0.0 r	0.0 r	0.0 r	0.0 r	6.5	1.7 r	1.5 r	1.3 r	1.6 r	1.4 r
Rwanda	714	....	....	....	....	....	....	0.0	0.0 r	0.0 r	0.0 r	0.0 r	0.0 r
Senegal	722	9.9	7.6 r	0.9 r	0.8 r	1.1 r	1.0 r	38.2	7.2 r	12.1 r	12.8 r	14.5 r	12.8 r
Seychelles	718	....	....	....	....	....	....	0.0	0.0 r	0.0 r	0.0 r	0.0 r	0.0 r
Sierra Leone	724	5.3	1.3 r	1.3 r	2.0 r	2.8 r	2.8 r	14.1	3.6 r	3.3 r	3.0 r	3.7 r	3.6 r
South Africa	199	0.3	0.0 r	0.0 r	0.0 r	0.0 r	0.0 r	20.7	4.3 r	6.0 r	8.2 r	7.7 r	6.5 r
Swaziland	734	20.4	4.6 r	4.4 r	6.1 r	7.8 r	7.4 r	0.9	0.2 r	0.2 r	0.2 r	0.2 r	0.2 r
Tanzania	738	0.3	0.1 r	0.1 r	0.1 r	0.1 r	0.1 r	1.3	0.3 r	0.3 r	0.3 r	0.4 r	0.3 r
Togo	742	0.0	0.0 r	0.0 r	0.0 r	0.0 r	0.0 r	0.8	0.1 r	0.1 r	0.1 r	0.2 r	0.2 r
Uganda	746	0.6	0.2 r	0.2 r	0.2 r	0.2 r	0.2 r	0.0	0.0 r	0.0 r	0.0 r	0.0 r	0.0 r
Zambia	754	0.0	0.0 r	0.0 r	0.1 r	0.0 r	....	....	....	....	....	....	....
Zimbabwe	698	0.0	0.0 r	0.0 r	0.0 r	0.0 r	0.0 r	0.1	0.0 r	0.0 r	0.0 r	0.0 r	0.0 r
Africa n.s.	799	....	....	....	....	....	....	0.0	0.0 r	0.0 r	0.0 r	0.0 r	0.0 r
<b>Western Hemisphere</b>	205	<b>0.2</b>	<b>0.0</b>	<b>0.0</b>	<b>0.0</b>	<b>0.0</b>	<b>0.0</b>	<b>42.6</b>	<b>9.6</b>	<b>3.7</b>	<b>5.9</b>	<b>9.5</b>	<b>7.4</b>
Argentina	213	....	....	....	....	....	....	0.3	0.1 r	0.1 r	0.1 r	0.1 r	0.1 r
Barbados	316	0.0 e	0.0 e	0.0 e	0.0 e	0.0 e	0.0 e	0.0	0.0 r	0.0 r	0.0 r	0.0 r	0.0 r
Bermuda	319	0.0 e	0.0 e	0.0 e	0.0 e	0.0 e	0.0 e	....	....	....	....	....	....
Bolivia	218	....	....	....	....	....	....	0.0	0.0 r	0.0 r	0.0 r	0.0 r	0.0 r
Brazil	223	0.1	....	0.0 r	0.0 r	....	....	36.8	8.1 r	2.4 r	4.6 r	7.7 r	5.7 r
Chile	228	....	....	....	....	....	....	0.1	0.0 r	....	0.0 r	0.1 r	0.0 r
Colombia	233	....	....	....	....	....	....	0.7	0.2 r	0.3 r	0.3 r	0.4 r	0.3 r
Costa Rica	238	0.0	0.0 r	0.0 r	0.0 r	0.0 r	0.0 r	....	....	....	....	....	....
Curacao	354	....	....	....	....	....	....	0.1	0.0 r	0.0 r	0.0 r	0.0 r	0.0 r
Dominican Republic	243	0.0 e	0.0 e	0.0 e	0.0 e	0.0 e	0.0 e	....	....	....	....	....	....
El Salvador	253	0.0	0.0 r	0.0 r	0.0 r	0.0 r	0.0 r	....	....	....	....	....	....
Grenada	328	0.0 e	0.0 e	0.0 e	0.0 e	0.0 e	0.0 e	0.0	0.0 r	0.0 r	0.0 r	0.0 r	0.0 r
Guatemala	258	0.1	0.0 r	0.0 r	0.0 r	0.0 r	0.0 r	3.7	0.8 r	0.8 r	0.8 r	1.1 r	1.2 r
Mexico	273	....	....	....	....	....	....	0.0	0.0 r	0.0 r	0.0 r	0.0 r	0.0 r
Nicaragua	278	0.0 e	0.0 e	0.0 e	0.0 e	0.0 e	0.0 e	0.0	0.0 r	0.0 r	0.0 r	0.0 r	0.0 r
Panama	283	....	....	....	....	....	....	0.0	0.0 r	0.0 r	0.0 r	0.0 r	0.0 r
Peru	293	....	....	....	....	....	....	0.1	0.0 r	0.0 r	0.0 r	0.0 r	0.0 r
St. Kitts and Nevis	361	0.0 e	0.0 e	0.0 e	0.0 e	0.0 e	0.0 e	....	....	....	....	....	....
St. Vincent & Grens.	364	0.0 e	0.0 e	0.0 e	0.0 e	0.0 e	0.0 e	....	....	....	....	....	....
Trinidad and Tobago	369	0.0 e	0.0 e	0.0 e	0.0 e	0.0 e	0.0 e	....	....	....	....	....	....
Uruguay	298	....	....	....	....	....	....	0.6	0.2 r	....	....	....	....
Western Hem. n.s.	399	....	....	....	....	....	....	0.1	0.0 r	0.0 r	0.0 r	0.0 r	0.0 r
<b>Other Countries n.i.e</b>	910	<b>2.8</b>	<b>0.7</b>	<b>0.6</b>	<b>0.8</b>	<b>1.0</b>	<b>0.9</b>	<b>0.2</b>	<b>0.1</b>	<b>0.1</b>	<b>0.0</b>	<b>0.1</b>	<b>0.1</b>
Cuba	928	....	....	....	....	....	....	0.0	0.0 r	0.0 r	0.0 r	0.0 r	0.0 r
Korea, Dem. People's Rep.	954	2.8	0.7 r	0.6 r	0.8 r	1.0 r	0.9 r	0.2	0.1 r	0.1 r	0.0 r	0.1 r	0.1 r
<b>Countries &amp; Areas n.s.</b>	898	<b>173.5</b>	<b>38.8 r</b>	<b>37.3 r</b>	<b>51.8 r</b>	<b>66.0 r</b>	<b>62.8 r</b>	<b>....</b>	<b>....</b>	<b>....</b>	<b>....</b>	<b>....</b>	<b>....</b>
<b>Memorandum Items</b>													
Africa	605	420.8	99.2	89.2	123.4	157.0	149.6	210.5	47.0	53.5	50.6	59.7	55.8
Middle East	405	164.4	25.4	23.7	39.8	58.7	63.1	220.9	57.2	56.3	45.9	53.9	48.3
European Union	998	475.8	121.5	108.1	127.6	126.2	118.2	813.7	200.3	207.9	205.7	220.9	212.1
Export earnings: fuel	080	162.7	25.1	22.0	37.1	55.3	59.8	185.7	49.3	45.3	38.8	43.6	40.9
Export earnings: nonfuel	092	1,584.6	369.4	349.9	515.2	667.7	625.7	1,957.8	476.8	440.4	464.5	588.4	524.7

# Guinea-Bissau (654)

In Millions of U.S. Dollars

		Exports (FOB)						Imports (CIF)					
		2015	2015Q3	2015Q4	2016Q1	2016Q2	2016Q3	2015	2015Q3	2015Q4	2016Q1	2016Q2	2016Q3
IFS World		....	....	....	....	....	....	....	....	....	....	....	....
World	001	342.7	167.7	98.1	36.0	50.0	180.8	226.7	53.6	62.2	62.2	58.6	67.1
Advanced Economies	110	4.8	1.2	0.9	6.5	2.1	1.0	125.6	30.8	31.6	33.2	32.0	37.0
Euro Area	163	0.3	0.1	0.0	5.3	0.0	0.1	122.3	30.1	31.0	32.6	31.5	36.5
Austria	122	....	....	....	....	....	....	0.0 e	....	....	0.1 e	0.0 e	0.0 e
Belgium	124	0.0 e	0.0 e	....	0.0 e	....	0.0 e	....	....	....	....	....	....
Cyprus	423	....	....	....	....	....	....	0.0	0.0 r	....	....	....	....
Finland	172	....	....	....	....	....	....	0.6 e	0.0 e	0.5 e	0.0 e	0.0 e	0.0 e
France	132	....	....	....	....	....	....	4.5	0.8 r	1.2 r	1.3 r	0.6 r	0.5 r
Germany	134	0.0 e	....	0.0 e	5.3 e	....	....	0.1	0.0 r	0.0 r	0.0 r	0.0 r	0.0 r
Greece	174	....	....	....	....	....	....	0.1 e	....	0.0 e	0.2 e	....	....
Italy	136	....	....	....	....	....	....	0.0	0.0 r	0.0 r	0.0 r	0.0 r	0.0 r
Latvia	941	....	....	....	....	....	....	0.1 e	0.0 e	....	....	0.0 e	....
Lithuania	946	....	....	....	....	....	....	....	....	....	....	0.0 e	0.1 e
Luxembourg	137	....	....	....	....	....	....	0.1 e	....	0.1 e	0.2 e	....	....
Netherlands	138	0.2	0.1 r	....	0.0 r	....	0.1 r	8.8	2.7 r	2.0 r	2.4 r	1.8 r	3.3 r
Portugal	182	0.0	0.0 r	0.0 r	0.0 r	0.0 r	0.0 r	105.9	25.9 r	26.6 r	27.4 r	28.6 r	31.9 r
Slovak Republic	936	....	....	....	....	....	....	0.0 e	....	0.0 e	....	0.0 e	0.0 e
Slovenia	961	0.0 e	....	....	....	....	0.0 e	0.3 e	0.0 e	0.1 e	0.1 e	0.1 e	0.1 e
Spain	184	....	....	....	....	....	....	2.0	0.5 r	0.5 r	0.8 r	0.4 r	0.6 r
Australia	193	0.0 e	....	0.0 e	....	....	....	....	....	....	....	....	....
Canada	156	0.0 e	0.0 e	0.0 e	0.0 e	0.0 e	0.0 e	0.0 e	0.0 e	0.0 e	0.0 e	0.1 e	0.0 e
China,P.R.: Hong Kong	532	....	....	....	0.0 e	0.0 e	....	2.2 e	0.3 e	0.3 e	0.5 e	0.3 e	0.2 e
Czech Republic	935	....	....	....	....	....	....	0.1 e	0.1 e	0.0 e	....	0.0 e	0.0 e
Denmark	128	0.0 e	....	0.0 e	....	0.0 e	....	....	....	....	....	....	....
Iceland	176	....	....	....	....	....	....	....	....	....	....	0.0 e	....
Japan	158	0.5 e	0.3 e	0.2 e	....	....	....	0.0	0.0 r	0.0 r	0.0 r	0.0 r	0.0 r
Korea, Republic of	542	0.3 e	0.1 e	....	0.5 e	0.4 e	0.2 e	0.4 e	0.2 e	0.1 e	....	0.0 e	0.0 e
New Zealand	196	....	....	....	....	....	....	0.1 e	....	0.1 e	....	0.0 e	0.1 e
Norway	142	....	....	....	....	....	....	0.0 e	....	....	....	0.0 e	0.0 e
Singapore	576	3.6	0.7 r	0.7 r	0.7 r	1.1 r	0.7 r	0.0	0.0 r	0.0 r	0.0 r	0.0 r	0.0 r
Sweden	144	0.0 e	0.0 e	....	....	0.0 e	0.0 e	....	....	....	....	....	....
Switzerland	146	0.0 e	....	....	....	....	....	0.3 e	0.1 e	0.1 e	0.0 e	0.1 e	0.1 e
Taiwan Prov.of China	528	....	....	....	....	0.6 e	....	0.0 e	....	0.0 e	....	....	....
United Kingdom	112	0.0 e	....	0.0 e	0.0 e	0.0 e	0.0 e	0.0	0.0 r	0.0 r	0.0 r	0.0 r	0.0 r
United States	111	0.0	0.0 r	0.0 r	0.0 r	0.0 r	0.0 r	....	....	....	....	....	....
Emerg. & Dev. Economies	200	337.7	166.4	97.1	29.4	47.9	179.7	101.0	22.7	30.6	29.0	26.5	30.0
Emerg. & Dev. Asia	505	247.0	142.9	74.1	7.9	8.2	151.5	34.5	8.1	12.8	6.5	8.0	7.2
Bangladesh	513	....	....	....	....	....	....	1.0 e	....	0.4 e	0.0 e	0.0 e	0.0 e
China,P.R.: Mainland	924	17.8	3.5 r	0.1 r	0.2 r	....	....	16.7	4.4 r	5.6 r	4.3 r	5.2 r	4.5 r
Fiji	819	0.0 e	0.0 e	0.0 e	0.0 e	0.0 e	0.0 e	....	....	....	....	....	....
India	534	199.0	131.6 r	66.4 r	0.9 r	0.4 r	143.0 r	0.2	0.1 r	0.1 r	0.1 r	0.1 r	0.1 r
Indonesia	536	....	....	....	....	....	....	4.2 e	1.3 e	0.3 e	0.3 e	0.3 e	0.3 e
Malaysia	548	0.0 e	....	....	....	....	....	4.6 e	1.2 e	1.9 e	0.5 e	1.1 e	1.2 e
Myanmar	518	0.1 e	0.0 e	0.0 e	0.0 e	0.0 e	0.0 e	....	....	....	....	....	....
Philippines	566	....	....	....	....	....	....	0.0 e	....	0.0 e	0.0 e	0.0 e	0.0 e
Thailand	578	0.0 e	0.0 e	....	....	....	0.2 e	7.7	1.1 r	4.5 r	1.3 r	1.2 r	1.1 r
Vietnam	582	30.1 e	7.8 e	7.6 e	6.8 e	7.8 e	8.3 e	....	....	....	....	....	....
Europe	170	1.5	0.0	0.1	2.7	17.6	9.2	8.4	1.6	3.2	3.2	0.9	3.1
Emerg. & Dev. Europe	903	1.5	0.0	0.1	0.0	0.3	0.6	8.4	1.6	3.2	3.1	0.9	3.1
Bulgaria	918	....	....	....	....	....	....	0.0 e	....	....	....	....	....
Croatia	960	....	....	....	....	....	....	0.1 e	....	0.1 e	....	....	....
Hungary	944	....	....	....	....	....	....	0.1 e	....	0.0 e	....	0.0 e	....
Montenegro	943	0.0 e	0.0 e	0.0 e	0.0 e	0.0 e	0.0 e	....	....	....	....	....	....
Poland	964	....	....	....	....	0.0 e	....	2.4 e	0.6 e	0.3 e	1.5 e	0.3 e	0.7 e
Romania	968	....	....	....	....	....	....	0.1	0.1 r	0.0 r	0.7 r	....	....
Turkey	186	1.5 e	0.0 e	0.1 e	....	0.3 e	0.6 e	5.8 e	0.9 e	2.8 e	0.9 e	0.6 e	2.5 e
CIS	901	0.0	0.0	0.0	2.7	17.2	8.6	0.1	0.0	0.0	0.1	0.0	0.0
Belarus	913	0.0 e	0.0 e	0.0 e	2.7 e	17.2 e	8.6 e	....	....	....	....	....	....
Moldova	921	0.0 e	0.0 e	0.0 e	0.0 e	0.0 e	0.0 e	....	....	....	....	....	....



# Guinea-Bissau (654)

In Millions of U.S. Dollars

		Exports (FOB)						Imports (CIF)					
		2015	2015Q3	2015Q4	2016Q1	2016Q2	2016Q3	2015	2015Q3	2015Q4	2016Q1	2016Q2	2016Q3
Russian Federation	922	0.0	....	....	0.0 r	....	....	0.0	0.0 r	0.0 r	0.1 r	0.0 r	0.0 r
Ukraine	926	....	....	....	....	....	....	0.0 e	0.0 e	....	....	....	....
<b>Mid East, N Africa, Pak</b>	<b>440</b>	<b>4.0</b>	<b>1.0</b>	<b>1.0</b>	<b>1.9</b>	<b>1.1</b>	<b>0.8</b>	<b>17.5</b>	<b>4.1</b>	<b>4.1</b>	<b>4.0</b>	<b>4.0</b>	<b>4.0</b>
Egypt	469	0.1 e	....	....	....	....	....	0.0	0.0 r	0.0 r	0.0 r	0.0 r	0.0 r
Jordan	439	....	....	....	1.0 e	0.1 e	....	....	....	....	....	0.0 e	....
Kuwait	443	0.0 e	0.0 e	0.0 e	0.0 e	0.0 e	0.0 e	....	....	....	....	....	....
Lebanon	446	0.0 e	0.0 e	....	....	....	....	0.3 e	0.1 e	0.1 e	0.0 e	0.0 e	0.0 e
Mauritania	682	....	....	....	....	....	....	0.0	0.0 r	0.0 r	0.0 r	0.0 r	0.0 r
Morocco	686	0.0 e	0.0 e	....	....	....	....	3.2	0.8 r	0.7 r	0.6 r	0.5 r	0.6 r
Pakistan	564	....	....	....	....	....	....	13.8 e	3.2 e	3.3 e	3.4 e	3.4 e	3.4 e
Syrian Arab Republic	463	....	....	....	....	....	....	0.0 e	0.0 e	0.0 e	0.0 e	0.0 e	0.0 e
Tunisia	744	0.0 e	0.0 e	0.0 e	0.0 e	0.0 e	0.0 e	0.2 e	0.0 e	0.0 e	0.0 e	0.0 e	0.0 e
United Arab Emirates	466	3.8 e	1.0 e	1.0 e	0.8 e	0.9 e	0.8 e	....	....	....	....	....	....
<b>Sub-Saharan Africa</b>	<b>603</b>	<b>84.7</b>	<b>22.5</b>	<b>21.5</b>	<b>16.6</b>	<b>20.5</b>	<b>18.1</b>	<b>38.2</b>	<b>7.4</b>	<b>10.2</b>	<b>14.8</b>	<b>13.2</b>	<b>15.2</b>
Angola	614	2.6 e	0.6 e	0.6 e	0.4 e	0.4 e	0.4 e	....	....	....	....	....	....
Benin	638	1.6 e	0.4 e	0.4 e	0.2 e	0.3 e	0.3 e	....	....	....	....	....	....
Cabo Verde	624	0.0	0.0 r	0.0 r	0.0 r	0.0 r	0.0 r	0.1	0.0 r	0.0 r	0.0 r	0.0 r	0.0 r
Cameroon	622	1.5 e	0.3 e	0.4 e	0.3 e	0.4 e	0.4 e	....	....	....	....	....	....
Congo, Republic of	634	0.5 e	0.1 e	0.1 e	0.1 e	0.1 e	0.1 e	....	....	....	....	....	....
Côte d'Ivoire	662	2.6 e	0.8 e	0.9 e	0.8 e	0.8 e	0.7 e	....	....	....	....	....	....
Gabon	646	0.0 e	0.0 e	0.0 e	0.0 e	0.0 e	0.0 e	....	....	....	....	....	....
Gambia, The	648	0.0	0.0 r	0.0 r	0.0 r	0.0 r	0.0 r	2.1	0.5 r	0.6 r	0.6 r	0.5 r	0.6 r
Ghana	652	46.7 e	12.7 e	12.5 e	10.0 e	12.6 e	11.0 e	0.1 e	0.0 e	0.0 e	0.0 e	0.0 e	0.0 e
Guinea	656	0.0	0.0 r	0.0 r	0.0 r	0.0 r	0.0 r	0.5	0.1 r	0.1 r	0.2 r	0.1 r	0.2 r
Kenya	664	....	....	....	....	....	....	0.1 e	0.0 e	0.0 e	0.0 e	0.0 e	0.0 e
Liberia	668	....	....	....	....	....	....	0.1	0.0 r	0.0 r	0.0 r	0.0 r	0.0 r
Mozambique	688	0.0 e	0.0 e	0.0 e	0.0 e	0.0 e	0.0 e	....	....	....	....	....	....
Nigeria	694	16.1 e	3.9 e	3.7 e	2.3 e	3.0 e	2.6 e	....	....	....	....	....	....
Rwanda	714	0.0 e	0.0 e	0.0 e	0.0 e	0.0 e	0.0 e	....	....	....	....	....	....
Senegal	722	0.0	0.0 r	0.0 r	0.0 r	0.0 r	0.0 r	31.7	5.7 r	8.8 r	13.1 r	11.6 r	13.3 r
South Africa	199	0.0 e	0.0 e	....	0.0 e	....	....	1.2 e	0.4 e	0.0 e	0.4 e	0.2 e	0.5 e
Togo	742	13.1 e	3.5 e	3.0 e	2.4 e	3.0 e	2.7 e	2.3 e	0.6 e	0.6 e	0.6 e	0.6 e	0.6 e
<b>Western Hemisphere</b>	<b>205</b>	<b>0.6</b>	<b>0.0</b>	<b>0.5</b>	<b>0.4</b>	<b>0.6</b>	<b>0.0</b>	<b>2.4</b>	<b>1.5</b>	<b>0.3</b>	<b>0.4</b>	<b>0.5</b>	<b>0.5</b>
Brazil	223	0.5 e	....	0.5 e	0.4 e	0.6 e	....	....	....	....	....	....	....
Costa Rica	238	0.0 e	0.0 e	0.0 e	0.0 e	0.0 e	0.0 e	0.0 e	0.0 e	0.0 e	0.0 e	0.0 e	0.0 e
Panama	283	0.0	0.0 r	0.0 r	0.0 r	0.0 r	0.0 r	0.0	0.0 r	0.0 r	0.0 r	0.0 r	0.0 r
Paraguay	288	....	....	....	....	....	....	0.6 e	0.3 e	0.3 e	0.4 e	0.4 e	0.4 e
Peru	293	....	....	....	....	....	....	0.0 e	....	0.0 e	0.0 e	0.0 e	0.0 e
Uruguay	298	....	....	....	....	....	....	1.7 e	1.2 e	....	....	....	....
<b>Other Countries n.i.e</b>	<b>910</b>	<b>0.2</b>	<b>0.0</b>	<b>0.0</b>	<b>0.1</b>	<b>0.0</b>	<b>0.0</b>	<b>0.1</b>	<b>0.0</b>	<b>0.0</b>	<b>0.0</b>	<b>0.0</b>	<b>0.0</b>
Cuba	928	....	....	....	....	....	....	0.1 e	0.0 e	0.0 e	0.0 e	0.0 e	0.0 e
Korea, Dem. People's Rep.	954	0.2	0.0 r	0.0 r	0.1 r	0.0 r	0.0 r	0.1	0.0 r	0.0 r	0.0 r	0.0 r	0.0 r
<b>Memorandum Items</b>													
Africa	605	84.8	22.5	21.5	16.6	20.5	18.1	41.5	8.2	11.0	15.5	13.7	15.9
Middle East	405	3.9	1.0	1.0	1.9	1.1	0.8	0.3	0.1	0.1	0.0	0.1	0.0
European Union	998	0.3	0.1	0.0	5.3	0.0	0.1	125.1	30.8	31.4	34.8	31.8	37.2
Export earnings: fuel	080	23.0	5.7	5.3	3.6	4.4	3.9	0.0	0.0	0.0	0.1	0.0	0.0
Export earnings: nonfuel	092	319.8	162.0	92.7	32.4	45.7	176.8	226.6	53.5	62.2	62.1	58.5	67.1

# Guyana (336)

In Millions of U.S. Dollars

		Exports (FOB)						Imports (CIF)					
		2015	2015Q3	2015Q4	2016Q1	2016Q2	2016Q3	2015	2015Q3	2015Q4	2016Q1	2016Q2	2016Q3
IFS World		1,100.0	....	....	....	....	....	1,550.0	....	....	....	....	....
World	001	1,282.7	309.8	371.0	405.7	417.1	364.1	2,189.4	506.0	601.8	760.5	662.1	636.7
Advanced Economies	110	751.9	179.3	215.5	238.2	248.7	216.9	1,384.2	322.0	383.9	475.6	425.2	410.8
Euro Area	163	172.8	41.4	48.7	54.6	55.5	52.3	72.4	17.0	20.3	26.1	20.8	19.3
Austria	122	0.0	0.0 r	0.0 r	0.0 r	0.0 r	0.0 r	0.4	0.1 r	0.1 r	0.2 r	0.1 r	0.1 r
Belgium	124	33.3	7.8 r	9.4 r	11.0 r	11.1 r	10.9 r	9.6	2.0 r	2.3 r	3.1 r	2.6 r	2.5 r
Cyprus	423	0.0	0.0 r	0.0 r	0.0 r	0.0 r	0.0 r	....	....	....	....	....	....
Estonia	939	1.0	0.2 r	0.2 r	0.2 r	0.2 r	0.2 r	0.1	0.0 r	0.0 r	0.0 r	0.0 r	0.0 r
Finland	172	....	....	....	....	....	....	1.4	0.3 r	0.4 r	0.5 r	0.4 r	0.4 r
France	132	12.9	3.2 r	3.9 r	4.3 r	4.5 r	3.9 r	2.2	0.4 r	0.5 r	0.7 r	0.6 r	0.6 r
Germany	134	58.4	13.8 r	16.5 r	19.4 r	19.4 r	19.2 r	19.9	5.1 r	6.2 r	7.6 r	5.7 r	5.0 r
Greece	174	0.0	0.0 r	0.0 r	0.0 r	0.0 r	0.0 r	0.0	0.0 r	0.0 r	0.0 r	0.0 r	0.0 r
Ireland	178	9.2	2.3 r	2.3 r	2.3 r	2.3 r	2.3 r	2.0	0.5 r	0.6 r	0.7 r	0.6 r	0.5 r
Italy	136	18.9	4.5 r	5.4 r	5.9 r	6.2 r	5.3 r	4.7	1.1 r	1.2 r	1.6 r	1.3 r	1.3 r
Latvia	941	....	....	....	....	....	....	0.0	0.0 r	0.0 r	0.0 r	0.0 r	0.0 r
Lithuania	946	....	....	....	....	....	....	0.2	0.0 r	0.0 r	0.0 r	0.0 r	0.0 r
Malta	181	....	....	....	....	....	....	0.1	0.0 r	0.0 r	0.0 r	0.0 r	0.0 r
Netherlands	138	9.0	1.9 r	2.2 r	2.7 r	3.1 r	2.8 r	29.7	6.9 r	8.4 r	10.9 r	8.8 r	8.2 r
Portugal	182	15.4	3.8 r	3.8 r	3.8 r	3.8 r	3.8 r	0.4	0.1 r	0.1 r	0.2 r	0.1 r	0.1 r
Slovak Republic	936	....	....	....	....	....	....	0.1	0.0 r	0.0 r	0.0 r	0.0 r	0.0 r
Slovenia	961	....	....	....	....	....	....	0.0	0.0 r	0.0 r	0.0 r	0.0 r	0.0 r
Spain	184	14.7	3.9 r	4.9 r	5.0 r	4.9 r	3.8 r	1.6	0.4 r	0.4 r	0.5 r	0.4 r	0.4 r
Australia	193	0.1	0.0 r	0.0 r	0.0 r	0.0 r	0.0 r	6.8	1.3 r	1.4 r	1.9 r	1.7 r	1.8 r
Canada	156	158.6	35.1 r	41.7 r	48.0 r	52.8 r	46.6 r	20.5	4.9 r	5.8 r	7.4 r	5.9 r	5.4 r
China,P.R.: Hong Kong	532	7.4	1.9 r	2.4 r	2.6 r	2.7 r	2.3 r	7.7	1.8 r	2.2 r	2.7 r	2.1 r	1.9 r
Czech Republic	935	0.0	0.0 r	0.0 r	0.0 r	0.0 r	0.0 r	0.1	0.0 r	0.0 r	0.0 r	0.0 r	0.0 r
Denmark	128	0.0	0.0 r	0.0 r	0.0 r	0.0 r	0.0 r	3.7	0.9 r	1.0 r	1.3 r	1.1 r	1.0 r
Iceland	176	....	....	....	....	....	....	0.0	0.0 r	0.0 r	0.0 r	0.0 r	0.0 r
Israel	436	1.2	0.3 r	0.3 r	0.3 r	0.3 r	0.3 r	0.6	0.1 r	0.2 r	0.2 r	0.2 r	0.1 r
Japan	158	2.6	0.6 r	0.7 r	0.9 r	0.9 r	0.9 r	56.1	13.1 r	15.8 r	20.4 r	16.4 r	15.3 r
Korea, Republic of	542	1.7	0.4 r	0.4 r	0.4 r	0.4 r	0.4 r	700.7	161.9 r	192.4 r	228.6 r	227.4 r	227.0 r
New Zealand	196	1.3	0.3 r	0.4 r	0.4 r	0.4 r	0.4 r	23.5	5.4 r	6.5 r	8.4 r	6.7 r	6.3 r
Norway	142	....	....	....	....	....	....	0.1	0.0 r	0.0 r	0.0 r	0.0 r	0.0 r
Singapore	576	4.0	0.9 r	1.1 r	1.2 r	1.3 r	1.1 r	2.2	0.5 r	0.6 r	0.8 r	0.6 r	0.6 r
Sweden	144	0.0	0.0 r	0.0 r	0.0 r	0.0 r	0.0 r	10.9	2.5 r	3.0 r	3.9 r	3.1 r	2.9 r
Switzerland	146	....	....	....	....	....	....	5.8	1.3 r	1.6 r	2.0 r	1.6 r	1.4 r
Taiwan Prov.of China	528	....	....	....	....	....	....	3.6	0.8 r	1.0 r	1.3 r	1.0 r	1.0 r
United Kingdom	112	91.2	22.4 r	27.5 r	30.0 r	31.2 r	26.3 r	40.2	9.2 r	11.0 r	14.4 r	11.8 r	11.1 r
United States	111	310.9	75.8 r	92.2 r	99.7 r	103.0 r	86.4 r	429.4	101.1 r	121.1 r	156.1 r	124.8 r	115.6 r
Emerg. & Dev. Economies	200	530.7	130.5	155.4	167.5	168.4	147.1	797.6	182.2	215.9	282.2	234.7	223.9
Emerg. & Dev. Asia	505	28.8	6.8	7.6	8.1	8.5	7.5	151.7	34.1	40.2	52.5	43.1	40.8
Bangladesh	513	0.0	0.0 r	0.0 r	0.0 r	0.0 r	0.0 r	0.1	0.0 r	0.0 r	0.0 r	0.0 r	0.0 r
Cambodia	522	....	....	....	....	....	....	0.0	0.0 r	0.0 r	0.0 r	0.0 r	0.0 r
China,P.R.: Mainland	924	20.1	4.6 r	5.4 r	5.9 r	6.3 r	5.3 r	113.5	25.6 r	30.2 r	39.6 r	32.4 r	30.6 r
Fiji	819	0.0	0.0 r	0.0 r	0.0 r	0.0 r	0.0 r	....	....	....	....	....	....
F.T. French Polynesia	887	0.4	0.1 r	0.1 r	0.1 r	0.1 r	0.1 r	....	....	....	....	....	....
F.T. New Caledonia	839	....	....	....	....	....	....	0.1	0.0 r	0.0 r	0.0 r	0.0 r	0.0 r
Guam	829	....	....	....	....	....	....	0.0	0.0 r	0.0 r	0.0 r	0.0 r	0.0 r
India	534	6.0	1.5 r	1.5 r	1.5 r	1.5 r	1.5 r	21.3	4.9 r	5.8 r	7.5 r	6.0 r	5.6 r
Indonesia	536	0.0	0.0 r	0.0 r	0.0 r	0.0 r	0.0 r	2.2	0.5 r	0.6 r	0.8 r	0.6 r	0.6 r
Kiribati	826	....	....	....	....	....	....	0.0	0.0 r	0.0 r	0.0 r	0.0 r	0.0 r
Malaysia	548	0.1	0.0 r	0.0 r	0.0 r	0.0 r	0.0 r	4.9	0.9 r	0.9 r	1.4 r	1.3 r	1.3 r
Micronesia	868	....	....	....	....	....	....	0.0	0.0 r	0.0 r	0.0 r	0.0 r	0.0 r
Nepal	558	0.0	0.0 r	0.0 r	0.0 r	0.0 r	0.0 r	....	....	....	....	....	....
Philippines	566	0.9	0.2 r	0.2 r	0.2 r	0.2 r	0.2 r	0.0	0.0 r	0.0 r	0.0 r	0.0 r	0.0 r
Solomon Islands	813	....	....	....	....	....	....	0.1	0.0 r	0.0 r	0.0 r	0.0 r	0.0 r
Sri Lanka	524	0.0	0.0 r	0.0 r	0.0 r	0.0 r	0.0 r	0.2	0.1 r	0.1 r	0.1 r	0.1 r	0.1 r
Thailand	578	0.6	0.1 r	0.1 r	0.1 r	0.1 r	0.1 r	6.4	1.5 r	1.9 r	2.4 r	1.9 r	1.8 r
Vietnam	582	0.6	0.2 r	0.2 r	0.2 r	0.2 r	0.2 r	0.7	0.2 r	0.2 r	0.2 r	0.2 r	0.2 r
Asia n.s.	598	0.2	0.0 r	0.1 r	0.1 r	0.1 r	0.1 r	2.1	0.4 r	0.4 r	0.4 r	0.5 r	0.5 r

# Guyana (336)

In Millions of U.S. Dollars

		Exports (FOB)						Imports (CIF)					
		2015	2015Q3	2015Q4	2016Q1	2016Q2	2016Q3	2015	2015Q3	2015Q4	2016Q1	2016Q2	2016Q3
<b>Europe</b>	170	<b>46.7</b>	<b>11.1</b>	<b>12.9</b>	<b>14.6</b>	<b>14.8</b>	<b>14.3</b>	<b>13.3</b>	<b>3.1</b>	<b>3.7</b>	<b>4.7</b>	<b>3.8</b>	<b>3.6</b>
<b>Emerg. &amp; Dev. Europe</b>	903	<b>7.9</b>	<b>2.0</b>	<b>2.0</b>	<b>2.0</b>	<b>2.0</b>	<b>2.0</b>	<b>12.8</b>	<b>3.0</b>	<b>3.5</b>	<b>4.5</b>	<b>3.6</b>	<b>3.4</b>
Bosnia and Herzegovina	963	0.7	0.2 r	0.2 r	0.2 r	0.2 r	0.2 r	0.0	0.0 r	0.0 r	0.0 r	0.0 r	0.0 r
Bulgaria	918	6.9	1.7 r	1.7 r	1.7 r	1.7 r	1.7 r	1.5	0.4 r	0.4 r	0.5 r	0.4 r	0.4 r
Croatia	960	....	....	....	....	....	....	0.1	0.0 r	0.0 r	0.0 r	0.0 r	0.0 r
Gibraltar	823	....	....	....	....	....	....	0.0	0.0 r	0.0 r	0.0 r	0.0 r	0.0 r
Hungary	944	....	....	....	....	....	....	0.0	0.0 r	0.0 r	0.0 r	0.0 r	0.0 r
Poland	964	0.3	0.1 r	0.1 r	0.1 r	0.1 r	0.1 r	3.0	0.7 r	0.8 r	1.1 r	0.9 r	0.8 r
Romania	968	0.0	0.0 r	0.0 r	0.0 r	0.0 r	0.0 r	0.0	0.0 r	0.0 r	0.0 r	0.0 r	0.0 r
Serbia, Republic of	942	....	....	....	....	....	....	0.0	0.0 r	0.0 r	0.0 r	0.0 r	0.0 r
Turkey	186	0.0	0.0 r	0.0 r	0.0 r	0.0 r	0.0 r	8.0	1.9 r	2.2 r	2.9 r	2.3 r	2.1 r
<b>CIS</b>	901	<b>38.8</b>	<b>9.1</b>	<b>11.0</b>	<b>12.7</b>	<b>12.8</b>	<b>12.3</b>	<b>0.6</b>	<b>0.1</b>	<b>0.2</b>	<b>0.2</b>	<b>0.2</b>	<b>0.1</b>
Georgia	915	....	....	....	....	....	....	0.0	0.0 r	0.0 r	0.0 r	0.0 r	0.0 r
Kyrgyz Republic	917	0.0	0.0 r	0.0 r	0.0 r	0.0 r	0.0 r	....	....	....	....	....	....
Russian Federation	922	0.2	0.1 r	0.1 r	0.1 r	0.1 r	0.1 r	0.1	0.0 r	0.0 r	0.0 r	0.0 r	0.0 r
Ukraine	926	38.6	9.1 r	10.9 r	12.6 r	12.8 r	12.3 r	0.4	0.1 r	0.1 r	0.2 r	0.1 r	0.1 r
Europe n.s.	884	....	....	....	....	....	....	0.0	0.0 r	0.0 r	0.0 r	0.0 r	0.0 r
<b>Mid East, N Africa, Pak</b>	440	<b>4.4</b>	<b>1.0</b>	<b>1.2</b>	<b>1.3</b>	<b>1.4</b>	<b>1.2</b>	<b>5.8</b>	<b>1.4</b>	<b>1.5</b>	<b>1.7</b>	<b>1.5</b>	<b>1.5</b>
Afghanistan, I.R. of	512	0.0	0.0 r	0.0 r	0.0 r	0.0 r	0.0 r	0.0	0.0 r	0.0 r	0.0 r	0.0 r	0.0 r
Djibouti	611	0.0	0.0 r	0.0 r	0.0 r	0.0 r	0.0 r	....	....	....	....	....	....
Egypt	469	....	....	....	....	....	....	2.7	0.7 r	0.7 r	0.7 r	0.7 r	0.7 r
Iran, I.R. of	429	....	....	....	....	....	....	0.3	0.1 r	0.1 r	0.1 r	0.1 r	0.1 r
Jordan	439	0.0	0.0 r	0.0 r	0.0 r	0.0 r	0.0 r	0.0	0.0 r	0.0 r	0.0 r	0.0 r	0.0 r
Kuwait	443	0.0	0.0 r	0.0 r	0.0 r	0.0 r	0.0 r	....	....	....	....	....	....
Lebanon	446	0.3	0.1 r	0.1 r	0.1 r	0.1 r	0.1 r	....	....	....	....	....	....
Morocco	686	....	....	....	....	....	....	0.4	0.1 r	0.1 r	0.1 r	0.1 r	0.1 r
Oman	449	0.0	0.0 r	0.0 r	0.0 r	0.0 r	0.0 r	0.0	0.0 r	0.0 r	0.0 r	0.0 r	0.0 r
Pakistan	564	0.1	0.0 r	0.0 r	0.0 r	0.0 r	0.0 r	0.3	0.1 r	0.1 r	0.1 r	0.1 r	0.1 r
Qatar	453	....	....	....	....	....	....	0.0	0.0 r	0.0 r	0.0 r	0.0 r	0.0 r
Saudi Arabia	456	0.0	0.0 r	0.0 r	0.0 r	0.0 r	0.0 r	0.2	0.1 r	0.1 r	0.1 r	0.1 r	0.1 r
Somalia	726	....	....	....	....	....	....	0.0	0.0 r	0.0 r	0.0 r	0.0 r	0.0 r
Syrian Arab Republic	463	....	....	....	....	....	....	0.0	0.0 r	0.0 r	0.0 r	0.0 r	0.0 r
United Arab Emirates	476	3.9	0.9 r	1.1 r	1.2 r	1.3 r	1.1 r	1.9	0.4 r	0.5 r	0.7 r	0.5 r	0.5 r
Yemen, Republic of	474	....	....	....	....	....	....	0.0	0.0 r	0.0 r	0.0 r	0.0 r	0.0 r
<b>Sub-Saharan Africa</b>	603	<b>0.1</b>	<b>0.0</b>	<b>0.0</b>	<b>0.0</b>	<b>0.0</b>	<b>0.0</b>	<b>2.1</b>	<b>0.5</b>	<b>0.5</b>	<b>0.7</b>	<b>0.6</b>	<b>0.6</b>
Cabo Verde	624	....	....	....	....	....	....	0.0	0.0 r	0.0 r	0.0 r	0.0 r	0.0 r
Cameroon	622	....	....	....	....	....	....	0.0	0.0 r	0.0 r	0.0 r	0.0 r	0.0 r
Central African Rep.	626	....	....	....	....	....	....	0.0	0.0 r	0.0 r	0.0 r	0.0 r	0.0 r
Congo, Republic of	634	0.0	0.0 r	0.0 r	0.0 r	0.0 r	0.0 r	0.0	0.0 r	0.0 r	0.0 r	0.0 r	0.0 r
Gabon	646	....	....	....	....	....	....	0.0	0.0 r	0.0 r	0.0 r	0.0 r	0.0 r
Ghana	652	0.0	0.0 r	0.0 r	0.0 r	0.0 r	0.0 r	0.1	0.0 r	0.0 r	0.0 r	0.0 r	0.0 r
Guinea	656	....	....	....	....	....	....	0.1	0.0 r	0.0 r	0.0 r	0.0 r	0.0 r
Kenya	664	....	....	....	....	....	....	0.0	0.0 r	0.0 r	0.0 r	0.0 r	0.0 r
Madagascar	674	....	....	....	....	....	....	0.1	0.0 r	0.0 r	0.0 r	0.0 r	0.0 r
Mauritius	684	0.0	0.0 r	0.0 r	0.0 r	0.0 r	0.0 r	....	....	....	....	....	....
Namibia	728	....	....	....	....	....	....	0.0	0.0 r	0.0 r	0.0 r	0.0 r	0.0 r
Senegal	722	....	....	....	....	....	....	0.0	0.0 r	0.0 r	0.0 r	0.0 r	0.0 r
South Africa	199	0.0	0.0 r	0.0 r	0.0 r	0.0 r	0.0 r	0.6	0.1 r	0.1 r	0.2 r	0.1 r	0.1 r
Swaziland	734	....	....	....	....	....	....	1.3	0.3 r	0.3 r	0.4 r	0.4 r	0.3 r
Zimbabwe	698	0.0	0.0 r	0.0 r	0.0 r	0.0 r	0.0 r	....	....	....	....	....	....
<b>Western Hemisphere</b>	205	<b>450.8</b>	<b>111.5</b>	<b>133.7</b>	<b>143.4</b>	<b>143.7</b>	<b>124.0</b>	<b>624.6</b>	<b>143.1</b>	<b>170.0</b>	<b>222.6</b>	<b>185.7</b>	<b>177.5</b>
Anguilla	312	0.2	0.0 r	0.0 r	0.0 r	0.0 r	0.0 r	0.0	0.0 r	0.0 r	0.0 r	0.0 r	0.0 r
Antigua and Barbuda	311	5.5	1.3 r	1.6 r	1.7 r	1.7 r	1.4 r	1.3	0.3 r	0.3 r	0.4 r	0.4 r	0.4 r
Argentina	213	....	....	....	....	....	....	3.0	0.7 r	0.8 r	1.1 r	0.8 r	0.8 r
Aruba	314	0.1	0.0 r	0.0 r	0.0 r	0.0 r	0.0 r	0.0	0.0 r	0.0 r	0.0 r	0.0 r	0.0 r
Bahamas, The	313	0.3	0.1 r	0.1 r	0.1 r	0.1 r	0.1 r	0.0	0.0 r	0.0 r	0.0 r	0.0 r	0.0 r
Barbados	316	27.4	7.0 r	8.5 r	8.9 r	8.7 r	7.0 r	28.5	6.7 r	8.0 r	10.4 r	8.3 r	7.7 r
Belize	339	0.8	0.2 r	0.2 r	0.3 r	0.3 r	0.2 r	3.2	0.8 r	1.1 r	1.5 r	1.3 r	1.2 r
Bermuda	319	0.7	0.2 r	0.2 r	0.2 r	0.2 r	0.2 r	....	....	....	....	....	....
Bolivia	218	....	....	....	....	....	....	0.2	0.0 r	0.1 r	0.1 r	0.1 r	0.1 r

# Guyana (336)

In Millions of U.S. Dollars

		Exports (FOB)						Imports (CIF)					
		2015	2015Q3	2015Q4	2016Q1	2016Q2	2016Q3	2015	2015Q3	2015Q4	2016Q1	2016Q2	2016Q3
Brazil	223	9.2	2.3 r	2.3 r	2.3 r	2.3 r	2.3 r	19.2	4.5 r	5.4 r	7.1 r	5.8 r	5.4 r
Chile	228	0.5	0.1 r	0.1 r	0.2 r	0.2 r	0.2 r	10.6	2.8 r	3.4 r	4.1 r	3.0 r	2.6 r
Colombia	233	2.7	0.6 r	0.8 r	0.9 r	0.9 r	0.9 r	17.1	4.2 r	5.1 r	6.4 r	4.9 r	4.4 r
Costa Rica	238	0.2	0.0 r	0.0 r	0.0 r	0.0 r	0.0 r	11.4	2.6 r	3.2 r	4.3 r	3.6 r	3.4 r
Curacao	354	0.8	0.2 r	0.2 r	0.2 r	0.2 r	0.2 r	37.1	9.3 r	9.3 r	9.3 r	9.3 r	9.3 r
Dominica	321	4.3	1.1 r	1.3 r	1.4 r	1.4 r	1.1 r	2.9	0.6 r	0.7 r	0.9 r	0.8 r	0.8 r
Dominican Republic	243	4.5	1.1 r	1.3 r	1.4 r	1.5 r	1.2 r	15.8	4.0 r	5.1 r	6.5 r	5.1 r	4.6 r
Ecuador	248	....	....	....	....	....	....	0.2	0.0 r	0.0 r	0.1 r	0.0 r	0.0 r
El Salvador	253	0.0	0.0 r	0.0 r	0.0 r	0.0 r	0.0 r	3.1	0.7 r	0.9 r	1.1 r	0.9 r	0.8 r
Grenada	328	5.7	1.4 r	1.7 r	1.8 r	1.8 r	1.5 r	0.4	0.1 r	0.1 r	0.1 r	0.1 r	0.1 r
Guatemala	258	0.1	0.0 r	0.0 r	0.0 r	0.0 r	0.0 r	4.1	1.0 r	1.2 r	1.5 r	1.2 r	1.1 r
Haiti	263	13.4	3.1 r	3.8 r	4.4 r	4.4 r	4.4 r	0.0	0.0 r	0.0 r	0.0 r	0.0 r	0.0 r
Honduras	268	0.1	0.0 r	0.0 r	0.0 r	0.0 r	0.0 r	0.2	0.1 r	0.1 r	0.1 r	0.1 r	0.1 r
Jamaica	343	68.8	17.0 r	20.5 r	21.6 r	21.7 r	17.8 r	11.2	2.8 r	3.4 r	4.4 r	3.4 r	3.1 r
Mexico	273	9.6	2.3 r	2.7 r	3.0 r	3.2 r	2.7 r	21.2	4.9 r	5.8 r	7.5 r	6.0 r	5.5 r
Montserrat	351	0.0	0.0 r	0.0 r	0.0 r	0.0 r	0.0 r	0.0	0.0 r	0.0 r	0.0 r	0.0 r	0.0 r
Nicaragua	278	10.0	2.5 r	2.5 r	2.5 r	2.5 r	2.5 r	0.5	0.1 r	0.1 r	0.2 r	0.2 r	0.1 r
Panama	283	75.8	17.8 r	21.5 r	25.1 r	25.2 r	25.0 r	16.4	3.9 r	4.8 r	6.1 r	4.8 r	4.4 r
Peru	293	5.1	1.3 r	1.3 r	1.3 r	1.3 r	1.3 r	4.1	0.9 r	1.0 r	1.4 r	1.1 r	1.1 r
St. Kitts and Nevis	361	1.6	0.4 r	0.5 r	0.5 r	0.5 r	0.4 r	0.2	0.0 r	0.0 r	0.1 r	0.0 r	0.0 r
St. Lucia	362	5.9	1.4 r	1.7 r	1.8 r	1.9 r	1.6 r	10.2	2.4 r	2.8 r	3.6 r	2.9 r	2.7 r
St. Vincent & Grens.	364	6.1	1.5 r	1.9 r	2.0 r	2.0 r	1.7 r	0.2	0.0 r	0.0 r	0.1 r	0.1 r	0.1 r
Suriname	366	14.2	3.7 r	4.5 r	4.7 r	4.7 r	3.8 r	31.7	7.3 r	8.7 r	11.3 r	9.1 r	8.5 r
Trinidad and Tobago	369	123.5	32.1 r	39.2 r	40.3 r	39.3 r	31.3 r	329.2	78.2 r	95.0 r	123.7 r	99.8 r	93.2 r
Uruguay	298	0.0	0.0 r	0.0 r	0.0 r	0.0 r	0.0 r	3.0	0.7 r	0.8 r	1.1 r	0.9 r	0.8 r
Venezuela, Rep. Bol.	299	53.1	12.5 r	15.0 r	16.5 r	17.4 r	14.9 r	35.4	2.6 r	1.8 r	7.5 r	11.2 r	14.4 r
Western Hem. n.s.	399	0.6	0.1 r	0.2 r	0.2 r	0.2 r	0.2 r	3.0	0.7 r	0.8 r	1.1 r	0.9 r	0.8 r
<b>Other Countries n.i.e</b>	910	<b>0.1</b>	<b>0.0</b>	<b>0.0</b>	<b>0.0</b>	<b>0.0</b>	<b>0.0</b>	<b>7.6</b>	<b>1.8</b>	<b>2.1</b>	<b>2.7</b>	<b>2.1</b>	<b>2.0</b>
Cuba	928	0.1	0.0 r	0.0 r	0.0 r	0.0 r	0.0 r	0.3	0.1 r	0.1 r	0.1 r	0.1 r	0.1 r
Korea, Dem. People's Rep.	954	0.1	0.0 r	0.0 r	0.0 r	0.0 r	0.0 r	7.3	1.7 r	2.0 r	2.6 r	2.1 r	1.9 r
<b>Memorandum Items</b>													
Africa	605	0.1	0.0	0.0	0.0	0.0	0.0	2.5	0.6	0.6	0.8	0.7	0.7
Middle East	405	4.2	1.0	1.2	1.3	1.4	1.2	5.2	1.3	1.3	1.5	1.4	1.3
European Union	998	271.2	65.6	78.0	86.4	88.6	80.4	132.0	30.7	36.7	47.4	38.2	35.6
Export earnings: fuel	080	183.5	46.2	56.2	59.0	59.0	48.2	384.6	85.7	102.7	138.5	116.6	112.7
Export earnings: nonfuel	092	1,099.2	263.6	314.8	346.7	358.1	315.9	1,804.7	420.3	499.1	621.9	545.5	524.0

# Haiti (263)

In Millions of U.S. Dollars

		Exports (FOB)						Imports (CIF)					
		2015	2015Q3	2015Q4	2016Q1	2016Q2	2016Q3	2015	2015Q3	2015Q4	2016Q1	2016Q2	2016Q3
IFS World		1,020.8	284.1	249.3	219.7	261.6	....	3,507.2	820.3	807.7	737.8	947.3	....
World	001	1,084.7	294.4	268.2	238.1	275.1	292.4	2,252.5	550.3	554.4	485.1	597.9	608.9
Advanced Economies	110	979.1	267.4	241.1	213.4	245.9	263.3	734.7	184.0	183.0	165.9	179.2	188.3
Euro Area	163	29.0	7.8	5.1	7.9	8.7	8.7	146.4	40.5	36.9	26.7	37.5	38.3
Austria	122	0.0 e	0.0 e	0.0 e	0.0 e	0.0 e	0.0 e	0.2	0.0 r	0.1 r	0.0 r	0.1 r	0.0 r
Belgium	124	6.3 e	0.6 e	0.9 e	2.4 e	2.4 e	2.1 e	13.5	5.0 r	1.5 r	2.3 r	5.5 r	3.3 r
Cyprus	423	0.0 e	....	....	0.0 e	....	0.0 e	0.1 e	0.0 e	0.0 e	0.0 e	....	....
Estonia	939	0.0 e	0.0 e	0.0 e	0.0 e	0.0 e	0.0 e	....	....	....	....	....	....
Finland	172	0.0 e	0.0 e	0.0 e	0.0 e	0.0 e	0.0 e	....	....	....	....	....	....
France	132	12.7 e	4.2 e	1.6 e	3.3 e	3.1 e	3.1 e	43.2	10.0 r	13.1 r	6.5 r	11.7 r	10.7 r
Germany	134	1.6 e	0.4 e	0.4 e	0.2 e	0.5 e	0.3 e	24.3	9.7 r	4.1 r	2.7 r	3.7 r	3.5 r
Greece	174	0.0 e	0.0 e	....	0.0 e	0.0 e	....	....	....	....	....	....	....
Ireland	178	0.0 e	0.0 e	0.0 e	0.0 e	0.0 e	0.0 e	1.5	0.3 r	0.5 r	0.7 r	0.6 r	0.9 r
Italy	136	2.2 e	1.1 e	0.4 e	0.5 e	0.2 e	0.8 e	8.5	2.4 r	2.0 r	1.4 r	1.7 r	4.1 r
Latvia	941	....	....	....	....	0.0 e	....	....	....	....	....	....	....
Lithuania	946	0.0 e	0.0 e	0.0 e	0.0 e	0.0 e	0.0 e	0.0 e	0.0 e	....	0.0 e	0.1 e	0.1 e
Luxembourg	137	0.0 e	....	0.0 e	....	....	....	0.3	0.0 r	0.2 r	0.1 r	0.3 r	0.1 r
Malta	181	....	....	....	....	....	....	0.1	0.0 r	....	....	....	0.0 r
Netherlands	138	1.2 e	0.2 e	0.5 e	0.1 e	0.7 e	0.4 e	33.0	8.3 r	8.1 r	7.4 r	7.9 r	8.7 r
Portugal	182	0.1 e	0.0 e	0.0 e	0.0 e	0.0 e	0.0 e	0.2	0.0 r	0.0 r	0.0 r	0.2 r	0.7 r
Slovak Republic	936	0.0 e	0.0 e	0.0 e	0.0 e	0.0 e	0.0 e	0.0	0.0 r	0.0 r	0.0 r	0.0 r	0.0 r
Slovenia	961	0.0 e	....	....	0.0 e	0.0 e	....	....	....	....	....	....	....
Spain	184	4.9 e	1.3 e	1.2 e	1.4 e	1.8 e	2.0 e	21.6	4.7 r	7.3 r	5.5 r	5.7 r	6.2 r
Australia	193	1.7 e	0.5 e	0.4 e	0.3 e	0.3 e	0.7 e	0.1	0.1 r	0.1 r	0.3 r	0.0 r	0.2 r
Canada	156	30.0 e	7.1 e	9.5 e	6.3 e	6.8 e	5.9 e	51.2	10.6 r	17.4 r	17.4 r	9.4 r	11.9 r
China,P.R.: Hong Kong	532	2.8 e	0.9 e	0.7 e	0.7 e	0.6 e	0.7 e	12.3	5.2 r	2.8 r	2.0 r	4.8 r	2.8 r
China,P.R.: Macao	546	0.0 e	0.0 e	....	....	....	....	....	....	....	....	....	....
Czech Republic	935	....	....	....	0.0 e	0.0 e	....	....	....	....	....	....	....
Denmark	128	0.0 e	0.0 e	0.0 e	0.0 e	0.0 e	0.0 e	1.2	0.4 r	0.4 r	0.7 r	0.4 r	0.9 r
Iceland	176	0.1 e	0.0 e	0.0 e	0.0 e	0.0 e	0.0 e	....	....	....	....	....	....
Israel	436	....	....	....	....	....	....	0.3	0.1 r	....	0.2 r	....	....
Japan	158	2.7 e	0.5 e	0.6 e	0.9 e	1.1 e	1.1 e	37.1	6.9 r	10.2 r	8.1 r	10.0 r	9.2 r
Korea, Republic of	542	4.0 e	0.8 e	1.9 e	0.7 e	0.6 e	0.6 e	1.3	0.4 r	0.3 r	0.3 r	0.3 r	0.4 r
New Zealand	196	0.6 e	0.2 e	0.1 e	0.2 e	0.2 e	0.1 e	0.2	0.0 r	0.1 r	0.1 r	0.1 r	0.0 r
Norway	142	0.3 e	0.0 e	0.2 e	0.0 e	0.0 e	0.0 e	2.9	0.4 r	0.8 r	0.7 r	0.5 r	0.2 r
Singapore	576	0.2 e	0.1 e	0.1 e	0.1 e	0.1 e	0.2 e	2.8	1.1 r	0.5 r	1.1 r	0.6 r	0.8 r
Sweden	144	0.2 e	0.0 e	0.1 e	0.0 e	0.0 e	0.0 e	0.8	0.0 r	0.2 r	0.7 r	0.1 r	0.2 r
Switzerland	146	3.1 e	1.0 e	0.4 e	1.6 e	1.0 e	0.9 e	5.2	0.5 r	1.7 r	2.6 r	0.4 r	0.4 r
Taiwan Prov.of China	528	1.8 e	0.6 e	0.3 e	0.2 e	0.4 e	0.9 e	15.2	3.8 r	4.7 r	2.9 r	3.9 r	3.7 r
United Kingdom	112	6.1 e	1.0 e	1.2 e	2.2 e	1.9 e	1.5 e	....	....	....	....	....	....
United States	111	896.5 e	247.0 e	220.6 e	192.2 e	224.1 e	241.9 e	457.5	114.1 r	107.0 r	102.1 r	111.2 r	119.3 r
Emerg. & Dev. Economies	200	105.2	27.0	27.0	24.6	29.1	29.0	1,489.5	359.8	364.9	313.3	411.1	412.9
Emerg. & Dev. Asia	505	19.4	5.1	4.3	4.2	4.4	3.8	598.4	154.0	159.5	122.9	172.5	174.1
Brunei Darussalam	516	0.0 e	0.0 e	0.0 e	0.0 e	0.0 e	0.0 e	....	....	....	....	....	....
Cambodia	522	0.0 e	0.0 e	0.0 e	0.0 e	0.0 e	0.0 e	....	....	....	....	....	....
China,P.R.: Mainland	924	10.1 e	2.6 e	2.2 e	2.3 e	1.4 e	1.3 e	409.6	114.4 r	119.4 r	76.8 r	117.6 r	117.7 r
F.T. French Polynesia	887	0.0 e	0.0 e	0.0 e	0.0 e	0.0 e	0.0 e	....	....	....	....	....	....
F.T. New Caledonia	839	0.0 e	0.0 e	0.0 e	0.0 e	0.0 e	0.0 e	....	....	....	....	....	....
India	534	2.7 e	0.6 e	0.7 e	0.8 e	1.2 e	0.8 e	32.1	5.4 r	6.6 r	6.0 r	6.2 r	7.6 r
Indonesia	536	0.3 e	0.1 e	0.0 e	0.0 e	0.1 e	0.1 e	123.9	25.2 r	26.8 r	31.8 r	40.3 r	40.6 r
Malaysia	548	0.0 e	0.0 e	0.0 e	0.0 e	0.1 e	0.0 e	13.1	3.3 r	2.5 r	1.7 r	2.9 r	3.6 r
Nepal	558	0.0 e	0.0 e	0.0 e	0.0 e	0.0 e	0.0 e	0.0 e	0.0 e	0.0 e	0.0 e	0.0 e	0.0 e
Philippines	566	0.1 e	0.1 e	0.0 e	0.0 e	0.0 e	0.0 e	3.7	1.0 r	0.9 r	0.9 r	0.9 r	0.9 r
Samoa	862	....	....	....	....	....	....	0.2	0.0 r	0.0 r	0.0 r	0.1 r	0.1 r
Solomon Islands	813	....	....	....	....	....	....	0.1	0.0 r	0.0 r	0.0 r	0.0 r	0.0 r
Sri Lanka	524	....	....	....	0.0 e	0.0 e	0.0 e	0.1 e	0.0 e	0.1 e	0.0 e	....	....
Thailand	578	3.2 e	1.0 e	0.6 e	0.3 e	1.0 e	0.8 e	15.4	4.7 r	3.2 r	5.7 r	4.6 r	3.7 r
Timor-Leste	537	....	....	....	....	....	....	0.0 e	0.0 e	0.0 e	0.0 e	0.0 e	0.0 e
Tonga	866	0.0 e	0.0 e	0.0 e	0.0 e	0.0 e	0.0 e	....	....	....	....	....	....
Vietnam	582	3.0 e	0.8 e	0.7 e	0.7 e	0.8 e	0.8 e	0.2	0.0 r	0.0 r	0.0 r	0.0 r	0.0 r

# Haiti (263)

In Millions of U.S. Dollars

		Exports (FOB)						Imports (CIF)					
		2015	2015Q3	2015Q4	2016Q1	2016Q2	2016Q3	2015	2015Q3	2015Q4	2016Q1	2016Q2	2016Q3
Asia n.s.	598	....	....	....	....	....	....	0.0	0.0 r	0.0 r	0.0 r	0.0 r	0.0 r
<b>Europe</b>	170	<b>0.5</b>	<b>0.1</b>	<b>0.2</b>	<b>0.2</b>	<b>0.2</b>	<b>0.1</b>	<b>28.3</b>	<b>6.3</b>	<b>7.2</b>	<b>7.2</b>	<b>7.0</b>	<b>7.2</b>
<b>Emerg. &amp; Dev. Europe</b>	903	<b>0.3</b>	<b>0.1</b>	<b>0.1</b>	<b>0.1</b>	<b>0.1</b>	<b>0.1</b>	<b>25.7</b>	<b>5.7</b>	<b>6.5</b>	<b>6.5</b>	<b>6.4</b>	<b>6.5</b>
Albania	914	....	....	....	....	....	....	0.1 e	0.0 e	0.0 e	0.0 e	0.0 e	0.0 e
Bosnia and Herzegovina	963	0.0 e	0.0 e	0.0 e	0.0 e	0.0 e	0.0 e	0.0 e	0.0 e	0.0 e	0.0 e	0.0 e	0.0 e
Bulgaria	918	....	....	....	....	....	....	0.1	0.0 r	0.0 r	0.2 r	0.0 r	0.0 r
Croatia	960	0.0 e	0.0 e	0.0 e	....	....	0.0 e	0.1 e	0.0 e	0.0 e	0.1 e	0.0 e	....
Faroe Islands	816	0.0 e	0.0 e	0.0 e	0.0 e	0.0 e	0.0 e	....	....	....	....	....	....
Hungary	944	0.0 e	0.0 e	0.0 e	0.0 e	0.0 e	0.0 e	....	....	....	....	....	....
Macedonia, FYR	962	0.0 e	0.0 e	0.0 e	0.0 e	0.0 e	0.0 e	0.0 e	0.0 e	0.0 e	0.0 e	0.0 e	0.0 e
Montenegro	943	0.0 e	....	....	....	....	0.0 e	....	....	....	....	....	....
Poland	964	0.0 e	0.0 e	0.0 e	0.0 e	0.0 e	0.0 e	3.0	0.6 r	1.0 r	1.2 r	1.3 r	0.9 r
Romania	968	0.0 e	0.0 e	0.0 e	0.0 e	....	0.0 e	....	....	....	0.0 r	....	0.0 r
Serbia, Republic of	942	0.1 e	0.0 e	0.0 e	0.0 e	0.0 e	0.0 e	0.0 e	....	0.0 e	....	0.0 e	0.0 e
Turkey	186	0.1 e	0.0 e	0.1 e	0.1 e	0.1 e	0.0 e	22.4	5.0 r	5.4 r	5.0 r	5.0 r	5.6 r
<b>CIS</b>	901	<b>0.2</b>	<b>0.1</b>	<b>0.1</b>	<b>0.1</b>	<b>0.1</b>	<b>0.0</b>	<b>2.6</b>	<b>0.6</b>	<b>0.6</b>	<b>0.6</b>	<b>0.6</b>	<b>0.6</b>
Armenia	911	0.0 e	0.0 e	0.0 e	0.0 e	0.0 e	0.0 e	....	....	....	....	....	....
Azerbaijan, Rep. of	912	0.0 e	0.0 e	0.0 e	0.0 e	0.0 e	0.0 e	....	....	....	....	....	....
Belarus	913	0.0 e	0.0 e	....	....	0.0 e	....	....	....	....	....	....	....
Kazakhstan	916	0.0 e	0.0 e	0.0 e	0.0 e	0.0 e	0.0 e	....	....	....	....	....	....
Kyrgyz Republic	917	0.0 e	0.0 e	0.0 e	0.0 e	0.0 e	0.0 e	....	....	....	....	....	....
Moldova	921	0.0 e	0.0 e	0.0 e	0.0 e	0.0 e	0.0 e	....	....	....	....	....	....
Russian Federation	922	0.2 e	0.0 e	0.1 e	0.1 e	0.1 e	0.0 e	0.0	0.0 r	0.0 r	....	....	0.0 r
Ukraine	926	0.0 e	0.0 e	0.0 e	....	....	....	2.6	0.6 r	0.6 r	0.6 r	0.6 r	0.6 r
<b>Mid East, N Africa, Pak</b>	440	<b>3.8</b>	<b>0.9</b>	<b>0.9</b>	<b>0.8</b>	<b>0.8</b>	<b>0.8</b>	<b>3.3</b>	<b>1.0</b>	<b>0.7</b>	<b>0.6</b>	<b>0.7</b>	<b>0.8</b>
Algeria	612	1.6 e	0.4 e	0.4 e	0.4 e	0.4 e	0.4 e	....	....	....	....	....	....
Bahrain, Kingdom of	419	0.5 e	0.1 e	0.1 e	0.1 e	0.1 e	0.1 e	....	....	....	....	....	....
Egypt	469	0.0 e	....	....	....	....	....	0.1	0.0 r	0.0 r	0.0 r	0.0 r	0.0 r
Jordan	439	....	....	....	0.0 e	....	....	....	....	....	....	....	....
Kuwait	443	0.5 e	0.1 e	0.1 e	0.1 e	0.1 e	0.1 e	0.0	0.0 r	0.0 r	0.0 r	0.0 r	0.0 r
Lebanon	446	0.1 e	0.0 e	0.0 e	0.0 e	0.0 e	0.0 e	0.0	0.0 r	....	....	....	....
Mauritania	682	0.0 e	0.0 e	0.0 e	0.0 e	0.0 e	0.0 e	....	....	....	....	....	....
Morocco	686	0.0 e	0.0 e	0.0 e	....	....	....	1.2	0.4 r	0.2 r	0.2 r	0.2 r	0.2 r
Oman	449	....	....	....	....	....	....	0.5 e	0.1 e	0.1 e	0.1 e	0.1 e	0.1 e
Pakistan	564	0.0 e	0.0 e	0.0 e	0.0 e	0.0 e	0.0 e	0.2	0.0 r	0.0 r	0.0 r	0.0 r	0.0 r
Saudi Arabia	456	0.4 e	0.1 e	0.1 e	0.1 e	0.1 e	0.1 e	0.3	0.1 r	0.1 r	0.1 r	0.1 r	0.1 r
Syrian Arab Republic	463	....	....	....	....	....	....	0.0 e	0.0 e	0.0 e	0.0 e	0.0 e	0.0 e
Tunisia	744	0.0 e	0.0 e	0.0 e	0.0 e	0.0 e	0.0 e	0.0	0.0 r	0.0 r	0.0 r	0.0 r	0.0 r
United Arab Emirates	466	0.5 e	0.1 e	0.1 e	0.1 e	0.1 e	0.1 e	1.0	0.2 r	0.2 r	0.2 r	0.3 r	0.3 r
<b>Sub-Saharan Africa</b>	603	<b>3.7</b>	<b>0.9</b>	<b>1.0</b>	<b>0.8</b>	<b>0.9</b>	<b>0.9</b>	<b>2.2</b>	<b>0.4</b>	<b>0.5</b>	<b>0.4</b>	<b>0.7</b>	<b>0.5</b>
Angola	614	0.0 e	0.0 e	0.0 e	0.0 e	0.0 e	0.0 e	....	....	....	....	....	....
Benin	638	0.1 e	0.0 e	0.0 e	0.0 e	0.0 e	0.0 e	0.0 e	0.0 e	0.0 e	0.0 e	0.0 e	0.0 e
Burkina Faso	748	....	....	....	....	....	....	0.1 e	0.0 e	0.0 e	0.0 e	0.0 e	0.0 e
Burundi	618	0.0 e	0.0 e	0.0 e	0.0 e	0.0 e	0.0 e	....	....	....	....	....	....
Cameroon	622	0.1 e	0.0 e	0.0 e	0.0 e	0.0 e	0.0 e	....	....	....	....	....	....
Central African Rep.	626	0.1 e	0.0 e	0.0 e	0.0 e	0.0 e	0.0 e	....	....	....	....	....	....
Côte d'Ivoire	662	0.0 e	0.0 e	0.0 e	0.0 e	0.0 e	0.0 e	0.2	0.1 r	0.1 r	0.0 r	0.1 r	0.1 r
Ethiopia	644	3.0 e	0.7 e	0.8 e	0.6 e	0.7 e	0.7 e	....	....	....	....	....	....
Ghana	652	0.0 e	0.0 e	0.0 e	0.0 e	0.0 e	0.0 e	0.0 e	0.0 e	0.0 e	0.0 e	0.0 e	0.0 e
Madagascar	674	0.1 e	0.0 e	0.0 e	0.0 e	0.0 e	0.0 e	....	....	....	....	....	....
Malawi	676	0.0 e	0.0 e	0.0 e	0.0 e	0.0 e	0.0 e	0.1 e	0.0 e	0.0 e	0.0 e	0.0 e	0.0 e
Mauritius	684	0.0 e	....	....	....	....	....	0.0 e	....	0.0 e	0.0 e	0.0 e	0.0 e
Namibia	728	....	....	....	....	....	....	0.1 e	0.0 e	0.0 e	0.0 e	0.0 e	0.0 e
Nigeria	694	0.0 e	0.0 e	0.0 e	0.0 e	0.0 e	0.0 e	....	....	....	....	....	....
Rwanda	714	0.0 e	0.0 e	0.0 e	0.0 e	0.0 e	0.0 e	0.0 e	0.0 e	0.0 e	0.0 e	0.0 e	0.0 e
Senegal	722	0.1 e	....	....	....	....	....	0.1	0.0 r	....	....	....	....
South Africa	199	0.0 e	0.0 e	0.0 e	0.0 e	0.0 e	0.0 e	1.5	0.3 r	0.4 r	0.3 r	0.5 r	0.4 r
<b>Western Hemisphere</b>	205	<b>77.8</b>	<b>20.0</b>	<b>20.7</b>	<b>18.6</b>	<b>22.7</b>	<b>23.4</b>	<b>857.3</b>	<b>198.1</b>	<b>197.0</b>	<b>182.2</b>	<b>230.2</b>	<b>230.2</b>
Anguilla	312	0.0 e	0.0 e	0.0 e	0.0 e	0.0 e	0.0 e	....	....	....	....	....	....
Antigua and Barbuda	311	0.0 e	0.0 e	0.0 e	0.0 e	0.0 e	0.0 e	....	....	....	....	....	....

# Haiti (263)

In Millions of U.S. Dollars

		Exports (FOB)						Imports (CIF)					
		2015	2015Q3	2015Q4	2016Q1	2016Q2	2016Q3	2015	2015Q3	2015Q4	2016Q1	2016Q2	2016Q3
Argentina	213	0.1 e	0.0 e	0.0 e	0.0 e	0.0 e	0.0 e	13.4	3.4 r	3.4 r	3.4 r	3.4 r	3.4 r
Aruba	314	0.0 e	0.0 e	0.0 e	0.0 e	0.0 e	0.0 e	....	....	....	....	....	....
Bahamas, The	313	0.3 e	0.1 e	0.1 e	0.1 e	0.1 e	0.0 e	0.1	0.0 r	0.0 r	0.0 r	0.0 r	0.0 r
Barbados	316	0.2 e	0.0 e	0.0 e	0.0 e	0.0 e	0.0 e	0.7	0.2 r	0.2 r	0.1 r	0.2 r	0.2 r
Belize	339	0.0 e	0.0 e	0.0 e	0.0 e	0.0 e	0.0 e	0.0	0.0 r	0.0 r	0.0 r	0.0 r	0.0 r
Bermuda	319	0.0 e	0.0 e	0.0 e	0.0 e	0.0 e	0.0 e	....	....	....	....	....	....
Bolivia	218	0.0 e	0.0 e	0.0 e	0.0 e	0.0 e	0.0 e	0.1 e	....	....	....	....	....
Brazil	223	1.2 e	0.1 e	0.2 e	0.3 e	0.1 e	0.1 e	37.8	10.3 r	10.4 r	7.6 r	12.4 r	10.0 r
Chile	228	0.2 e	0.0 e	0.0 e	0.4 e	0.1 e	0.0 e	3.5	1.0 r	1.1 r	0.7 r	0.8 r	0.9 r
Colombia	233	0.2 e	0.0 e	0.1 e	0.1 e	0.1 e	0.1 e	99.6	15.9 r	23.9 r	23.0 r	29.6 r	29.8 r
Costa Rica	238	0.1 e	0.0 e	0.0 e	0.0 e	0.0 e	0.0 e	16.4	3.8 r	3.7 r	3.4 r	4.4 r	4.4 r
Dominica	321	0.0 e	0.0 e	0.0 e	0.0 e	0.0 e	0.0 e	0.0	0.0 r	0.0 r	0.0 r	0.0 r	0.0 r
Dominican Republic	243	51.4 e	13.3 e	13.0 e	11.7 e	12.9 e	14.1 e	22.2	5.2 r	5.1 r	4.7 r	6.0 r	6.0 r
Ecuador	248	....	....	....	....	....	....	0.9	0.1 r	0.2 r	0.1 r	0.1 r	0.1 r
El Salvador	253	0.1 e	0.0 e	0.0 e	0.0 e	0.0 e	0.0 e	1.2	0.5 r	0.2 r	0.2 r	0.2 r	0.2 r
Grenada	328	0.0 e	0.0 e	0.0 e	0.0 e	0.0 e	0.0 e	0.1 e	0.0 e	0.0 e	0.0 e	0.0 e	0.0 e
Guatemala	258	0.4 e	0.1 e	0.1 e	0.1 e	0.1 e	0.1 e	26.9	6.3 r	6.2 r	5.6 r	7.2 r	7.3 r
Guyana	336	0.0 e	0.0 e	0.0 e	0.0 e	0.0 e	0.0 e	2.7	0.7 r	0.7 r	0.7 r	0.7 r	0.7 r
Honduras	268	1.0 e	0.1 e	0.9 e	0.4 e	0.5 e	0.5 e	5.2	1.3 r	0.6 r	1.0 r	1.2 r	1.2 r
Jamaica	343	0.3 e	0.1 e	0.1 e	0.1 e	0.1 e	0.1 e	6.5	1.5 r	1.5 r	1.4 r	1.7 r	1.7 r
Mexico	273	22.1 e	6.0 e	6.0 e	5.3 e	8.7 e	8.2 e	52.7	15.4 r	9.2 r	10.5 r	10.2 r	11.5 r
Netherlands Antilles	353	0.0 e	0.0 e	0.0 e	0.0 e	0.0 e	0.0 e	416.2	96.9 r	95.4 r	87.2 r	111.9 r	112.5 r
Nicaragua	278	0.0 e	0.0 e	0.0 e	0.0 e	0.0 e	0.0 e	11.7	2.7 r	2.7 r	2.5 r	3.1 r	3.2 r
Panama	283	0.0 e	....	....	....	....	....	23.6	5.9 r	5.9 r	5.8 r	5.8 r	5.8 r
Paraguay	288	0.0 e	....	0.0 e	0.0 e	0.0 e	0.0 e	....	....	....	....	....	....
Peru	293	0.0 e	0.0 e	0.0 e	0.0 e	0.0 e	0.0 e	39.6	9.2 r	9.1 r	8.3 r	10.7 r	10.7 r
St. Kitts and Nevis	361	0.0 e	0.0 e	0.0 e	0.0 e	0.0 e	0.0 e	....	....	....	....	....	....
St. Lucia	362	0.1 e	0.0 e	0.0 e	0.0 e	0.0 e	0.0 e	....	....	....	....	....	....
St. Vincent & Grens.	364	0.0 e	0.0 e	0.0 e	0.0 e	0.0 e	0.0 e	0.0 e	0.0 e	0.0 e	0.0 e	0.0 e	0.0 e
Suriname	366	....	....	....	....	....	....	0.0	0.0 r	0.0 r	0.0 r	0.0 r	0.0 r
Trinidad and Tobago	369	0.3 e	0.1 e	0.1 e	0.1 e	0.1 e	0.1 e	20.5	4.8 r	4.7 r	4.3 r	5.5 r	5.5 r
Uruguay	298	0.0 e	0.0 e	....	....	....	....	0.0	0.0 r	0.0 r	0.0 r	0.0 r	0.0 r
Venezuela, Rep. Bol.	299	....	....	....	....	....	....	55.5	12.9 r	12.7 r	11.6 r	14.9 r	15.0 r
<b>Other Countries n.i.e</b>	<b>910</b>	<b>0.4</b>	<b>0.1</b>	<b>0.1</b>	<b>0.1</b>	<b>0.1</b>	<b>0.1</b>	<b>28.2</b>	<b>6.6</b>	<b>6.5</b>	<b>5.9</b>	<b>7.6</b>	<b>7.6</b>
Cuba	928	0.4 e	0.1 e	0.1 e	0.1 e	0.1 e	0.1 e	28.2	6.6 r	6.5 r	5.9 r	7.6 r	7.6 r
<b>Countries &amp; Areas n.s.</b>	<b>898</b>	<b>....</b>	<b>....</b>	<b>....</b>	<b>....</b>	<b>....</b>	<b>....</b>	<b>0.0</b>	<b>0.0 r</b>	<b>0.0 r</b>	<b>0.0 r</b>	<b>0.0 r</b>	<b>0.0 r</b>
<b>Memorandum Items</b>													
Africa	605	5.4	1.3	1.3	1.2	1.3	1.3	3.4	0.8	0.8	0.6	0.9	0.7
Middle East	405	2.1	0.5	0.5	0.4	0.4	0.4	1.9	0.5	0.4	0.4	0.5	0.5
European Union	998	35.2	8.8	6.4	10.2	10.7	10.2	151.6	41.6	38.5	29.7	39.4	40.3
Export earnings: fuel	080	4.3	1.0	1.1	1.1	1.1	1.0	178.5	34.1	42.0	39.4	50.6	50.9
Export earnings: nonfuel	092	1,080.4	293.4	267.1	237.0	274.0	291.4	2,074.1	516.2	512.4	445.7	547.3	558.0

# Honduras (268)

In Millions of U.S. Dollars

		Exports (FOB)						Imports (CIF)					
		2015	2015Q3	2015Q4	2016Q1	2016Q2	2016Q3	2015	2015Q3	2015Q4	2016Q1	2016Q2	2016Q3
IFS World		3,911.2	801.2	825.4	1,011.0	1,092.9	....	9,424.3	2,300.6	2,288.0	2,026.4	2,220.6	....
World	001	3,915.4	801.7	825.4	1,011.0	1,092.9	959.3	9,424.3	2,300.6	2,288.0	2,025.0	2,219.2	2,420.3
Advanced Economies	110	2,514.6	484.9	515.8	674.8	729.4	640.3	4,448.2	1,089.8	1,091.9	909.2	996.4	1,086.7
Euro Area	163	814.7	121.3	125.0	239.4	258.8	227.1	598.8	126.8	118.7	127.4	139.6	152.2
Austria	122	0.0	....	0.0	0.0 r	0.0 r	0.0 r	8.3	1.7	1.6	5.1 r	5.5 r	6.0 r
Belgium	124	116.7	13.2	10.2	34.6 r	37.4 r	32.8 r	30.3	5.0	12.4	5.4 r	5.9 r	6.4 r
Cyprus	423	0.0	....	0.0	0.0 r	0.0 r	0.0 r	1.4	0.0	0.0	0.0 r	0.0 r	0.0 r
Estonia	939	0.4	0.1	....	....	....	....	5.8	0.1	0.2	0.9 r	1.0 r	1.1 r
Finland	172	16.0	2.3	1.8	6.7 r	7.3 r	6.4 r	13.9	0.6	1.7	0.4 r	0.4 r	0.4 r
France	132	63.4	10.4	6.4	13.0 r	14.0 r	12.3 r	47.0	14.9	6.9	10.3 r	11.2 r	12.3 r
Germany	134	339.4	29.7	45.1	107.6 r	116.3 r	102.1 r	171.1	43.6	40.1	39.0 r	42.8 r	46.6 r
Greece	174	1.0	0.2	0.3	0.4 r	0.4 r	0.4 r	2.2	0.5	1.0	0.1 r	0.1 r	0.1 r
Ireland	178	3.6	0.6	1.2	1.1 r	1.2 r	1.0 r	6.8	3.0	0.8	2.9 r	3.1 r	3.4 r
Italy	136	67.7	7.7	2.4	13.7 r	14.8 r	13.0 r	82.1	20.1	15.6	28.3 r	31.0 r	33.9 r
Latvia	941	....	....	....	....	....	....	0.7	0.3	0.2	0.3 r	0.3 r	0.3 r
Lithuania	946	0.0	....	....	....	....	....	0.0	0.0	0.0	0.0 r	0.0 r	0.0 r
Luxembourg	137	0.0	0.0	....	....	....	....	1.8	0.3	0.1	0.4 r	0.4 r	0.4 r
Malta	181	....	....	....	....	....	....	0.0	0.0	0.0	0.0 r	0.0 r	0.0 r
Netherlands	138	159.9	43.8	44.8	54.4 r	58.8 r	51.6 r	36.1	9.1	11.0	8.8 r	9.6 r	10.5 r
Portugal	182	4.6	0.8	0.7	1.3 r	1.4 r	1.2 r	9.0	2.5	2.6	2.5 r	2.8 r	3.0 r
Slovak Republic	936	0.1	0.1	0.0	0.1 r	0.1 r	0.1 r	0.7	0.3	0.2	0.2 r	0.3 r	0.3 r
Slovenia	961	0.0	....	0.0	....	....	....	0.7	0.4	0.1	0.2 r	0.2 r	0.3 r
Spain	184	41.8	12.5	12.1	6.6 r	7.1 r	6.3 r	180.8	24.4	24.2	22.7 r	24.9 r	27.1 r
Australia	193	24.7	8.3	0.5	1.2 r	1.3 r	1.2 r	3.9	1.1	0.4	0.5 r	0.5 r	0.5 r
Canada	156	69.5	2.9	2.0	8.3 r	9.0 r	7.9 r	37.7	12.4	6.3	7.6 r	8.4 r	9.1 r
China,P.R.: Hong Kong	532	2.1	0.2	0.9	0.4 r	0.4 r	0.3 r	24.4	1.5	11.6	2.7 r	3.0 r	3.3 r
China,P.R.: Macao	546	....	....	....	....	....	....	0.0	0.0	....	....	....	....
Czech Republic	935	2.8	0.3	0.3	1.3 r	1.4 r	1.2 r	4.1	1.9	0.6	0.8 r	0.8 r	0.9 r
Denmark	128	1.1	0.1	....	0.2 r	0.2 r	0.2 r	14.5	4.6	3.6	3.5 r	3.8 r	4.1 r
Iceland	176	....	....	....	....	....	....	0.0	0.0	0.0	0.0 r	0.0 r	0.0 r
Israel	436	1.7	0.2	0.4	0.8 r	0.9 r	0.8 r	28.9	5.4	16.8	2.6 r	2.8 r	3.1 r
Japan	158	23.4	3.6	0.3	3.7 r	4.0 r	3.5 r	134.7	40.2	23.7	34.5 r	37.8 r	41.2 r
Korea, Republic of	542	25.5	2.5	6.8	7.8 r	8.5 r	7.4 r	85.6	25.4	20.7	20.8 r	22.8 r	24.9 r
New Zealand	196	0.3	0.0	....	0.2 r	0.2 r	0.2 r	6.4	0.8	2.8	1.7 r	1.9 r	2.0 r
Norway	142	2.2	0.0	....	0.6 r	0.7 r	0.6 r	2.0	0.5	0.3	0.7 r	0.8 r	0.9 r
Singapore	576	0.8	0.4	0.0	0.1 r	0.1 r	0.1 r	7.2	3.5	1.7	0.2 r	0.2 r	0.2 r
Sweden	144	29.1	4.0	1.0	13.8 r	15.0 r	13.1 r	17.4	4.7	1.7	5.5 r	6.0 r	6.6 r
Switzerland	146	6.2	0.6	1.1	1.4 r	1.6 r	1.4 r	24.5	5.9	7.1	9.3 r	10.2 r	11.1 r
Taiwan Prov.of China	528	23.8	7.5	11.1	4.1 r	4.4 r	3.9 r	115.4	36.2	23.6	21.3 r	23.3 r	25.4 r
United Kingdom	112	75.5	18.6	18.7	20.5 r	22.2 r	19.4 r	28.4	7.2	6.6	5.6 r	6.1 r	6.7 r
United States	111	1,411.0	314.5	347.9	370.9 r	400.9 r	351.9 r	3,314.5	811.5	845.7	664.6 r	728.3 r	794.4 r
Emerg. & Dev. Economies	200	1,378.0	315.0	306.6	336.3	363.5	319.0	4,948.9	1,204.2	1,192.2	1,114.7	1,221.6	1,332.3
Emerg. & Dev. Asia	505	46.6	9.6	15.7	7.6	8.2	7.2	1,684.0	429.8	335.6	377.5	413.7	451.2
American Samoa	859	....	....	....	....	....	....	0.0	....	....	....	....	....
Bangladesh	513	2.7	0.3	0.6	0.0 r	0.0 r	0.0 r	3.8	1.6	0.7	1.6 r	1.7 r	1.9 r
Brunei Darussalam	516	....	....	....	....	....	....	0.0	0.0	....	....	....	....
Cambodia	522	....	....	....	....	....	....	1.3	0.6	0.2	0.6 r	0.6 r	0.7 r
China,P.R.: Mainland	924	20.8	3.9	8.6	3.1 r	3.3 r	2.9 r	1,280.8	319.7	247.0	285.1 r	312.4 r	340.8 r
Fiji	819	....	....	....	....	....	....	0.0	0.0	....	0.0 r	0.0 r	0.0 r
F.T. French Polynesia	887	....	....	....	....	....	....	0.0	....	0.0	....	....	....
F.T. New Caledonia	839	....	....	....	....	....	....	0.0	0.0	....	....	....	....
India	534	15.0	3.4	2.6	2.3 r	2.5 r	2.2 r	185.2	44.8	41.2	38.7 r	42.4 r	46.2 r
Indonesia	536	0.8	0.1	0.2	1.1 r	1.2 r	1.0 r	15.3	4.0	4.2	3.3 r	3.6 r	3.9 r
Malaysia	548	0.2	....	0.0	0.7 r	0.8 r	0.7 r	41.3	6.6	3.9	4.3 r	4.7 r	5.1 r
Nepal	558	....	....	....	....	....	....	0.0	0.0	0.0	0.0 r	0.0 r	0.0 r
Papua New Guinea	853	....	....	....	....	....	....	....	....	....	0.0 r	0.0 r	0.0 r
Philippines	566	0.9	0.3	0.0	0.1 r	0.1 r	0.1 r	3.9	1.4	0.5	2.2 r	2.4 r	2.6 r
Sri Lanka	524	0.3	0.0	0.3	....	....	....	2.6	0.7	0.8	0.1 r	0.1 r	0.1 r
Thailand	578	0.9	0.0	0.6	0.1 r	0.2 r	0.1 r	108.5	34.8	28.6	27.7 r	30.4 r	33.1 r
Tonga	866	....	....	....	....	....	....	0.0	....	....	....	....	....



# Honduras (268)

In Millions of U.S. Dollars

		Exports (FOB)						Imports (CIF)					
		2015	2015Q3	2015Q4	2016Q1	2016Q2	2016Q3	2015	2015Q3	2015Q4	2016Q1	2016Q2	2016Q3
Vietnam	582	5.1	1.6	2.7	0.2 r	0.2 r	0.2 r	41.3	15.5	8.5	14.1 r	15.4 r	16.8 r
Asia n.s.	598	....	....	....	....	....	....	0.0	0.0	0.0	....	....	....
<b>Europe</b>	170	<b>16.3</b>	<b>2.6</b>	<b>2.0</b>	<b>8.3</b>	<b>9.0</b>	<b>7.9</b>	<b>90.6</b>	<b>22.0</b>	<b>18.7</b>	<b>28.5</b>	<b>31.2</b>	<b>34.1</b>
<b>Emerg. &amp; Dev. Europe</b>	903	<b>9.8</b>	<b>1.6</b>	<b>1.2</b>	<b>4.4</b>	<b>4.8</b>	<b>4.2</b>	<b>19.6</b>	<b>6.5</b>	<b>5.1</b>	<b>4.5</b>	<b>5.0</b>	<b>5.4</b>
Albania	914	....	....	....	....	....	....	0.0	0.0	0.0	0.0 r	0.0 r	0.0 r
Bosnia and Herzegovina	963	....	....	....	....	....	....	0.0	0.0	0.0	0.0 r	0.0 r	0.0 r
Bulgaria	918	6.8	0.9	0.3	2.8 r	3.1 r	2.7 r	0.4	0.2	0.0	0.1 r	0.1 r	0.1 r
Croatia	960	0.4	0.3	....	....	....	....	0.0	0.0	0.0	0.0 r	0.0 r	0.0 r
Hungary	944	0.0	0.0	0.0	0.1 r	0.2 r	0.1 r	2.9	1.2	0.9	0.7 r	0.8 r	0.9 r
Macedonia, FYR	962	....	....	....	....	....	....	0.0	....	0.0	0.0 r	0.0 r	0.0 r
Poland	964	1.1	0.2	0.4	1.1 r	1.2 r	1.0 r	3.2	1.3	0.4	1.2 r	1.3 r	1.4 r
Romania	968	0.3	0.0	0.1	0.0 r	0.0 r	0.0 r	0.5	0.2	0.2	0.1 r	0.1 r	0.2 r
Turkey	186	1.3	0.3	0.4	0.4 r	0.4 r	0.3 r	12.5	3.7	3.6	2.4 r	2.6 r	2.9 r
<b>CIS</b>	901	<b>6.4</b>	<b>0.9</b>	<b>0.9</b>	<b>3.9</b>	<b>4.2</b>	<b>3.7</b>	<b>70.9</b>	<b>15.5</b>	<b>13.5</b>	<b>24.0</b>	<b>26.3</b>	<b>28.6</b>
Armenia	911	0.0	....	....	....	....	....	0.0	0.0	....	....	....	....
Belarus	913	....	....	....	....	....	....	0.0	0.0	0.0	0.0 r	0.0 r	0.0 r
Georgia	915	0.1	....	....	....	....	....	0.1	0.0	....	0.0 r	0.0 r	0.0 r
Moldova	921	....	....	....	....	....	....	0.5	0.0	....	....	....	....
Russian Federation	922	6.2	0.9	0.9	3.7 r	4.0 r	3.5 r	69.3	14.5	13.5	23.9 r	26.2 r	28.6 r
Turkmenistan	925	....	....	....	....	....	....	0.1	0.0	0.0	0.0 r	....	....
Ukraine	926	0.1	0.1	0.0	0.2 r	0.2 r	0.1 r	1.0	1.0	0.0	0.0 r	0.0 r	0.0 r
Europe n.s.	884	....	....	....	....	....	....	0.0	0.0	0.0	....	....	....
<b>Mid East, N Africa, Pak</b>	440	<b>3.9</b>	<b>0.5</b>	<b>1.2</b>	<b>0.5</b>	<b>0.5</b>	<b>0.5</b>	<b>8.4</b>	<b>2.4</b>	<b>1.5</b>	<b>3.3</b>	<b>3.6</b>	<b>3.9</b>
Afghanistan, I.R. of	512	....	....	....	....	....	....	0.0	0.0	....	0.0 r	0.0 r	0.0 r
Algeria	612	0.9	0.1	0.8	....	....	....	0.0	....	....	....	....	....
Bahrain, Kingdom of	419	....	....	....	....	....	....	0.0	0.0	....	....	....	....
Egypt	469	0.0	0.0	0.0	....	....	....	0.3	0.1	0.0	0.1 r	0.2 r	0.2 r
Iran, I.R. of	429	0.0	0.0	....	....	....	....	0.0	0.0	....	....	....	....
Jordan	439	0.1	....	0.0	....	....	....	0.2	0.1	0.0	0.1 r	0.1 r	0.2 r
Kuwait	443	0.0	....	....	....	....	....	....	....	....	....	....	....
Lebanon	446	0.1	....	....	....	....	....	0.0	0.0	0.0	0.0 r	0.0 r	0.0 r
Morocco	686	0.7	....	0.0	0.0 r	0.0 r	0.0 r	1.4	0.5	0.2	0.7 r	0.8 r	0.9 r
Oman	449	....	....	....	....	....	....	0.4	0.1	0.1	....	....	....
Pakistan	564	1.0	0.3	0.2	0.1 r	0.1 r	0.1 r	3.0	1.0	0.7	1.6 r	1.8 r	2.0 r
Qatar	453	0.0	....	0.0	....	....	....	0.1	....	....	....	....	....
Saudi Arabia	456	0.0	0.0	....	....	....	....	0.9	0.1	0.0	0.2 r	0.2 r	0.2 r
Somalia	726	....	....	....	....	....	....	0.0	0.0	0.0	....	....	....
Sudan	732	....	....	....	....	....	....	0.0	0.0	....	....	....	....
Syrian Arab Republic	463	0.1	....	0.0	....	....	....	0.0	....	....	0.1 r	0.1 r	0.1 r
Tunisia	744	0.0	0.0	0.0	....	....	....	0.1	0.0	0.0	0.0 r	0.0 r	0.0 r
United Arab Emirates	466	0.9	0.0	0.1	0.4 r	0.4 r	0.4 r	1.8	0.5	0.4	0.3 r	0.3 r	0.3 r
Yemen, Republic of	474	....	....	....	....	....	....	0.0	0.0	....	....	....	....
<b>Sub-Saharan Africa</b>	603	<b>2.8</b>	<b>0.4</b>	<b>0.3</b>	<b>1.0</b>	<b>1.1</b>	<b>0.9</b>	<b>11.0</b>	<b>1.5</b>	<b>1.9</b>	<b>1.0</b>	<b>1.1</b>	<b>1.2</b>
Angola	614	....	....	....	....	....	....	1.0	....	0.8	....	....	....
Burkina Faso	748	....	....	....	....	....	....	0.0	0.0	....	....	....	....
Cabo Verde	624	....	....	....	....	....	....	....	....	....	0.0 r	0.0 r	0.0 r
Cameroon	622	....	....	....	....	....	....	0.0	0.0	0.0	....	....	....
Central African Rep.	626	....	....	....	....	....	....	0.0	0.0	....	....	....	....
Comoros	632	....	....	....	....	....	....	0.0	....	....	....	....	....
Congo, Dem. Rep. of	636	0.0	0.0	....	....	....	....	0.0	....	....	....	....	....
Congo, Republic of	634	....	....	....	....	....	....	0.0	....	0.0	....	....	....
Côte d'Ivoire	662	....	....	....	....	....	....	....	....	....	0.0 r	0.0 r	0.0 r
Equatorial Guinea	642	....	....	....	....	....	....	0.0	0.0	....	....	....	....
Ethiopia	644	0.0	....	0.0	....	....	....	2.8	0.0	0.0	....	....	....
Gambia, The	648	....	....	....	....	....	....	0.0	....	....	....	....	....
Ghana	652	0.0	....	0.0	....	....	....	0.0	0.0	....	....	....	....
Kenya	664	0.0	....	0.0	....	....	....	0.6	0.0	0.0	0.0 r	0.0 r	0.0 r
Lesotho	666	....	....	....	....	....	....	0.0	0.0	0.0	0.0 r	0.0 r	0.0 r
Liberia	668	....	....	....	0.0 r	0.0 r	0.0 r	....	....	....	....	....	....
Madagascar	674	....	....	....	....	....	....	0.0	0.0	0.0	0.1 r	0.1 r	0.1 r

# Honduras (268)

In Millions of U.S. Dollars

		Exports (FOB)						Imports (CIF)					
		2015	2015Q3	2015Q4	2016Q1	2016Q2	2016Q3	2015	2015Q3	2015Q4	2016Q1	2016Q2	2016Q3
Malawi	676	....	....	....	....	....	....	0.0	0.0	....	....	....	....
Mali	678	....	....	....	....	....	....	0.0	0.0	....	0.0 r	0.0 r	0.0 r
Mauritius	684	0.0	0.0	....	....	....	....	0.1	0.0	0.0	0.0 r	0.0 r	0.0 r
Mozambique	688	0.5	0.2	0.1	0.1 r	0.1 r	0.1 r	0.1	0.0	....	....	....	....
Namibia	728	....	....	....	....	....	....	0.0	0.0	0.0	0.0 r	0.0 r	0.0 r
Niger	692	....	....	....	....	....	....	0.0	0.0	....	....	....	....
Nigeria	694	0.0	....	....	....	....	....	0.2	0.1	0.0	0.1 r	0.1 r	0.1 r
Senegal	722	....	....	....	....	....	....	0.0	0.0	0.0	....	....	....
Seychelles	718	....	....	....	....	....	....	0.0	0.0	0.0	....	....	....
Sierra Leone	724	0.0	....	....	....	....	....	0.0	0.0	....	....	....	....
South Africa	199	1.8	0.1	0.1	0.9 r	0.9 r	0.8 r	5.3	1.1	0.8	0.8 r	0.9 r	0.9 r
Swaziland	734	....	....	....	....	....	....	0.1	0.0	0.0	0.0 r	0.0 r	0.0 r
Tanzania	738	0.4	0.1	0.0	....	....	....	0.1	0.1	0.0	....	....	....
Uganda	746	0.0	....	....	....	....	....	0.4	....	0.1	....	....	....
Zambia	754	0.0	....	....	....	....	....	0.0	0.0	....	....	....	....
Zimbabwe	698	....	....	....	....	....	....	0.3	0.1	....	....	....	....
<b>Western Hemisphere</b>	<b>205</b>	<b>1,308.5</b>	<b>301.9</b>	<b>287.3</b>	<b>318.8</b>	<b>344.6</b>	<b>302.5</b>	<b>3,154.9</b>	<b>748.5</b>	<b>834.5</b>	<b>704.4</b>	<b>771.9</b>	<b>841.9</b>
Antigua and Barbuda	311	0.8	0.2	0.3	0.1 r	0.1 r	0.1 r	0.0	....	....	....	....	....
Argentina	213	0.5	0.1	0.3	0.5 r	0.5 r	0.4 r	25.5	9.6	4.0	5.4 r	6.0 r	6.5 r
Aruba	314	0.5	0.2	0.1	0.2 r	0.3 r	0.2 r	0.0	....	0.0	....	....	....
Bahamas, The	313	1.4	0.4	0.3	0.2 r	0.2 r	0.2 r	0.0	0.0	0.0	....	....	....
Barbados	316	1.8	0.6	0.4	0.1 r	0.1 r	0.1 r	0.0	0.0	....	....	....	....
Belize	339	13.3	3.0	2.8	2.1 r	2.2 r	2.0 r	0.1	0.0	0.1	0.0 r	0.0 r	0.0 r
Bermuda	319	0.0	0.0	0.0	0.0 r	0.0 r	0.0 r	....	....	....	....	....	....
Bolivia	218	0.2	0.0	0.1	....	....	....	0.2	0.1	0.1	0.0 r	0.0 r	0.0 r
Brazil	223	7.9	1.8	1.7	2.3 r	2.5 r	2.2 r	132.9	33.1	33.6	34.1 r	37.3 r	40.7 r
Chile	228	10.8	0.5	0.4	....	....	....	55.7	13.3	12.3	14.3 r	15.6 r	17.1 r
Colombia	233	11.2	3.4	1.1	3.9 r	4.2 r	3.7 r	117.3	28.5	28.9	28.8 r	31.6 r	34.4 r
Costa Rica	238	96.2	23.3	21.8	32.3 r	34.9 r	30.6 r	330.6	83.9	91.4	69.4 r	76.0 r	82.9 r
Dominica	321	0.0	0.0	....	....	....	....	0.0	....	0.0	....	....	....
Dominican Republic	243	89.9	18.8	14.8	20.7 r	22.3 r	19.6 r	22.4	7.8	5.9	7.2 r	7.9 r	8.7 r
Ecuador	248	23.0	5.9	6.1	3.2 r	3.5 r	3.0 r	47.4	8.0	5.9	7.0 r	7.7 r	8.4 r
El Salvador	253	331.6	82.6	77.6	86.5 r	93.5 r	82.1 r	477.4	111.7	126.5	114.6 r	125.5 r	136.9 r
Grenada	328	1.2	0.4	0.3	0.1 r	0.1 r	0.1 r	....	....	....	....	....	....
Guatemala	258	236.4	59.9	58.8	65.4 r	70.7 r	62.1 r	862.5	194.7	214.5	180.4 r	197.7 r	215.6 r
Guyana	336	0.2	0.1	0.0	0.0 r	0.1 r	0.0 r	0.1	0.0	0.1	0.1 r	0.2 r	0.2 r
Haiti	263	10.0	2.6	1.1	1.8 r	2.0 r	1.7 r	1.1	0.1	1.0	0.4 r	0.5 r	0.5 r
Jamaica	343	7.6	2.4	1.7	1.6 r	1.8 r	1.5 r	0.1	0.0	0.1	0.1 r	0.2 r	0.2 r
Mexico	273	93.4	16.6	26.7	24.2 r	26.2 r	23.0 r	617.7	160.2	150.0	147.1 r	161.2 r	175.8 r
Netherlands Antilles	353	0.9	0.1	0.0	....	....	....	1.6	0.8	0.2	0.1 r	0.1 r	0.1 r
Nicaragua	278	217.4	58.1	54.1	53.7 r	58.1 r	51.0 r	109.7	26.1	26.0	23.7 r	26.0 r	28.4 r
Panama	283	76.8	12.3	10.0	10.7 r	11.5 r	10.1 r	222.7	44.7	101.6	2.1 r	2.3 r	2.5 r
Paraguay	288	0.1	0.0	0.0	0.0 r	0.0 r	0.0 r	4.2	1.3	0.9	0.8 r	0.9 r	1.0 r
Peru	293	7.6	0.9	3.9	1.8 r	1.9 r	1.7 r	68.8	9.5	18.3	56.3 r	61.7 r	67.3 r
St. Kitts and Nevis	361	0.2	0.0	0.1	0.0 r	0.0 r	0.0 r	....	....	....	....	....	....
St. Lucia	362	3.1	0.9	0.8	0.9 r	1.0 r	0.9 r	....	....	....	....	....	....
St. Vincent & Grens.	364	0.1	0.0	....	....	....	....	....	....	....	....	....	....
Suriname	366	0.1	0.0	0.0	0.0 r	0.0 r	0.0 r	0.0	....	....	....	....	....
Trinidad and Tobago	369	4.8	0.5	1.2	0.8 r	0.8 r	0.7 r	1.5	0.3	0.3	0.3 r	0.3 r	0.3 r
Uruguay	298	0.4	0.1	0.1	0.1 r	0.1 r	0.1 r	53.0	14.0	12.8	11.8 r	13.0 r	14.1 r
Venezuela, Rep. Bol.	299	58.5	5.9	0.1	5.5 r	5.9 r	5.2 r	2.1	0.6	0.1	0.2 r	0.2 r	0.2 r
Western Hem. n.s.	399	0.4	0.1	0.2	0.1 r	0.2 r	0.1 r	0.1	0.0	0.0	....	....	....
<b>Other Countries n.i.e</b>	<b>910</b>	<b>22.7</b>	<b>1.7</b>	<b>3.0</b>	<b>0.0</b>	<b>0.0</b>	<b>0.0</b>	<b>27.2</b>	<b>6.7</b>	<b>3.9</b>	<b>1.1</b>	<b>1.2</b>	<b>1.3</b>
Cuba	928	8.7	1.3	2.7	0.0 r	0.0 r	0.0 r	22.4	5.9	2.6	....	....	....
Korea, Dem. People's Rep.	954	14.0	0.5	0.2	....	....	....	4.7	0.7	1.3	1.1 r	1.2 r	1.3 r
<b>Memorandum Items</b>													
Africa	605	4.5	0.5	1.1	1.0	1.1	1.0	12.6	2.0	2.1	1.8	1.9	2.1
Middle East	405	1.3	0.0	0.2	0.4	0.4	0.4	3.8	0.9	0.6	0.9	0.9	1.0
European Union	998	931.8	145.6	145.7	279.3	301.9	265.0	670.2	148.2	132.6	144.8	158.7	173.1
Export earnings: fuel	080	105.8	16.8	10.5	17.5	18.9	16.6	242.3	52.8	50.2	60.8	66.6	72.6
Export earnings: nonfuel	092	3,809.6	784.8	814.9	993.6	1,074.0	942.7	9,182.0	2,247.8	2,237.8	1,964.3	2,152.5	2,347.7

# Hungary (944)

In Millions of U.S. Dollars

		Exports (FOB)						Imports (CIF)					
		2015	2015Q3	2015Q4	2016Q1	2016Q2	2016Q3	2015	2015Q3	2015Q4	2016Q1	2016Q2	2016Q3
IFS World		100,293.1	24,871.9	25,206.1	24,800.5	27,063.3	25,605.9	90,746.1	22,701.4	22,865.0	21,970.8	23,880.4	23,075.2
World	001	98,524.3	24,429.0	24,828.3	24,480.0	26,713.5	25,227.7	91,973.6	22,979.4	23,228.7	22,312.2	24,261.0	23,472.8
Advanced Economies	110	74,400.5	18,502.8	18,710.2	18,643.7	20,433.0	19,039.4	68,003.4	16,975.5	17,086.6	16,773.9	18,208.9	17,527.0
Euro Area	163	58,409.4	14,572.2	14,525.9	14,695.6	16,090.2	14,827.6	54,067.0	13,555.0	13,464.5	13,357.3	14,596.9	14,069.1
Austria	122	4,889.0	1,259.2	1,263.6	1,221.0	1,334.6	1,275.3	6,099.7	1,617.3	1,521.7	1,450.0	1,540.9	1,528.3
Belgium	124	1,849.5	459.1	436.6	479.9	499.7	433.2	2,130.0	517.2	525.7	544.3	561.2	531.3
Cyprus	423	54.3	16.6	16.4	9.5	12.2	10.0	39.0	10.6	10.3	9.6	14.1	14.5
Estonia	939	252.7	62.9	55.8	96.4	103.8	74.4	51.6	13.9	15.9	13.0	14.1	12.0
Finland	172	326.6	65.1	102.7	76.7	98.5	73.1	273.5	65.6	71.3	69.6	76.6	71.3
France	132	4,649.1	1,105.8	1,200.5	1,216.8	1,310.3	1,180.8	4,624.1	1,049.4	1,076.2	1,116.1	1,224.4	1,169.5
Germany	134	27,592.4	7,015.2	6,663.4	6,986.2	7,626.9	7,251.4	23,943.9	5,994.3	5,913.6	5,904.9	6,480.1	6,195.7
Greece	174	408.4	83.9	117.9	103.3	117.2	93.6	96.6	20.9	24.5	27.4	31.3	25.1
Ireland	178	185.5	40.3	44.2	48.7	59.7	53.8	444.0	121.1	106.5	137.4	137.0	140.7
Italy	136	4,684.8	1,165.3	1,131.4	1,204.0	1,302.4	1,196.5	4,168.3	1,062.4	1,021.9	1,071.6	1,210.4	1,090.3
Latvia	941	154.1	36.9	45.1	35.4	45.2	41.7	41.4	7.8	8.1	8.6	10.7	16.7
Lithuania	946	229.8	62.4	57.5	58.4	68.4	56.5	124.6	32.7	36.2	31.8	34.0	39.1
Luxembourg	137	90.1	20.9	22.0	41.8	22.8	22.5	91.3	22.6	21.7	26.6	27.6	26.7
Malta	181	21.1	5.3	4.6	3.7	4.5	4.0	9.7	2.4	2.6	3.3	4.7	3.1
Netherlands	138	3,341.0	773.7	867.5	751.2	905.5	781.4	4,206.0	1,038.9	1,145.5	1,113.7	1,162.3	1,102.6
Portugal	182	331.0	78.3	82.8	87.3	98.4	83.2	206.6	48.3	46.8	47.5	68.0	55.4
Slovak Republic	936	5,046.1	1,318.8	1,357.7	1,190.5	1,287.4	1,225.5	4,818.9	1,245.3	1,230.3	1,063.4	1,221.6	1,317.9
Slovenia	961	996.1	240.4	262.7	257.0	290.3	255.8	1,247.3	328.8	299.2	319.3	351.4	341.1
Spain	184	3,307.9	762.0	793.5	827.9	902.4	715.0	1,450.7	355.3	386.5	399.3	426.5	387.7
Australia	193	300.0	70.5	83.3	73.7	73.6	83.9	37.7	10.1	13.9	6.5	6.7	6.1
Canada	156	168.6	42.2	48.2	37.4	42.1	45.9	118.7	28.7	33.6	29.8	21.6	18.8
China,P.R.: Hong Kong	532	236.0	64.1	71.9	54.6	85.3	79.7	53.2	11.2	8.1	11.4	9.9	9.5
China,P.R.: Macao	546	1.2	0.7	0.2	0.2	0.3	0.1	3.4	1.1	0.9	0.9	0.7	1.7
Czech Republic	935	3,947.8	986.4	1,037.4	1,034.0	1,135.9	1,057.6	4,400.9	1,098.3	1,139.7	1,055.2	1,155.7	1,133.2
Denmark	128	705.0	168.4	169.4	171.9	188.9	196.5	592.9	139.8	152.4	163.1	172.3	154.7
Iceland	176	9.6	2.3	2.1	3.3	4.7	2.4	40.1	12.0	9.2	10.9	11.8	9.7
Israel	436	321.0	80.5	85.9	76.4	115.2	85.9	174.8	32.9	42.3	51.5	33.4	29.3
Japan	158	556.1	152.1	164.7	125.0	139.3	151.8	1,272.3	305.3	342.0	375.8	359.7	366.3
Korea, Republic of	542	401.5	106.6	87.9	100.5	104.1	84.6	1,375.0	338.8	348.6	235.0	322.6	226.9
New Zealand	196	39.3	10.7	12.4	10.6	11.2	10.2	4.4	0.8	0.5	0.8	1.2	0.9
Norway	142	208.7	48.8	45.0	49.5	45.9	42.0	18.5	4.9	4.2	9.2	6.8	8.8
San Marino	135	0.0	0.0	0.0	0.0	0.0	0.0	0.4	0.1	0.1	0.1	0.1	0.2
Singapore	576	175.9	51.5	35.3	41.1	47.0	44.8	224.7	50.4	64.6	63.8	66.9	57.7
Sweden	144	1,225.5	300.2	338.9	335.3	331.7	286.7	868.1	188.1	226.7	207.4	227.5	265.7
Switzerland	146	876.0	226.5	203.3	212.8	218.4	224.8	570.7	139.7	139.0	141.2	128.8	139.3
Taiwan Prov.of China	528	113.2	26.2	28.5	25.1	28.6	49.4	681.7	194.7	208.8	167.7	191.4	193.6
United Kingdom	112	3,985.0	960.3	1,046.6	1,006.1	998.3	1,013.4	1,749.3	432.0	463.9	431.9	469.2	433.2
United States	111	2,720.4	632.7	723.3	590.6	772.2	752.2	1,749.5	431.5	423.8	454.4	425.9	402.4
Vatican	187	0.0	0.0	....	0.0	0.0	....	....	....	....	....	....	....
Emerg. & Dev. Economies	200	24,119.8	5,925.5	6,115.3	5,836.0	6,280.0	6,187.5	23,959.8	6,001.1	6,138.9	5,535.7	6,037.6	5,942.9
Emerg. & Dev. Asia	505	1,928.5	441.2	521.0	461.1	560.3	583.0	7,452.3	1,802.4	1,891.7	1,900.8	1,981.7	1,902.3
American Samoa	859	....	....	....	....	....	0.0	....	....	....	....	....	0.0
Bangladesh	513	10.2	1.8	3.3	2.7	2.8	1.8	3.2	0.9	0.9	1.0	1.1	1.1
Bhutan	514	....	....	....	....	....	0.0	0.0	0.0	0.0	....	0.0	....
Brunei Darussalam	516	0.2	....	0.2	1.3	1.4	0.9	0.0	....	....	....	....	....
Cambodia	522	0.6	0.2	0.2	0.0	0.1	0.0	0.4	0.1	0.2	0.3	0.1	0.1
China,P.R.: Mainland	924	1,399.7	318.0	365.4	332.1	389.2	447.1	5,712.2	1,354.0	1,454.7	1,445.4	1,531.7	1,465.8
Fiji	819	0.4	0.0	0.3	0.1	0.0	0.1	....	....	....	0.0	....	....
F.T. French Polynesia	887	0.8	0.4	0.1	0.5	0.3	0.7	....	....	....	0.0	....	....
F.T. New Caledonia	839	3.3	0.8	1.1	1.1	0.9	0.7	0.0	....	0.0	0.0	....	....
Guam	829	....	....	....	....	....	0.0	....	....	....	....	....	....
India	534	212.0	49.2	60.1	41.0	48.2	44.7	376.8	95.5	80.3	86.6	103.1	101.1
Indonesia	536	47.5	5.1	27.8	26.1	8.7	6.0	170.8	46.2	46.2	42.0	34.2	37.1
Lao People's Dem.Rep	544	0.0	0.0	....	....	0.0	1.1	0.0	0.0	0.0	0.0	0.0	0.0
Malaysia	548	89.3	22.4	23.0	22.9	30.6	31.7	347.1	87.7	85.7	86.0	94.6	88.2
Maldives	556	0.2	0.1	0.1	0.0	0.2	0.1	....	....	....	....	....	....

# Hungary (944)

In Millions of U.S. Dollars

		Exports (FOB)						Imports (CIF)					
		2015	2015Q3	2015Q4	2016Q1	2016Q2	2016Q3	2015	2015Q3	2015Q4	2016Q1	2016Q2	2016Q3
Mongolia	948	10.2	3.9	2.4	1.5	2.8	2.7	0.1	0.0	0.0	0.0	0.0	0.0
Myanmar	518	4.4	1.4	0.0	0.0	1.7	1.2	0.0	0.0	0.0	0.2	0.1	0.0
Nauru	836	0.0	....	....	....	....	....	....	....	....	....	....	....
Nepal	558	0.6	0.1	0.1	0.1	0.1	0.2	0.3	0.0	0.1	0.0	0.1	0.1
Palau	565	....	....	....	0.0	....	....	....	....	....	....	....	....
Papua New Guinea	853	0.0	....	0.0	....	....	0.0	0.0	0.0	0.0	0.0	0.0	....
Philippines	566	16.1	3.4	4.6	2.7	5.5	3.1	212.7	60.8	43.2	60.9	44.6	39.6
Solomon Islands	813	0.0	....	0.0	0.0	....	....	0.0	0.0	....	....	....	....
Sri Lanka	524	17.0	7.0	1.5	2.3	2.7	2.7	20.8	5.1	6.1	6.4	5.5	7.2
Thailand	578	52.4	13.9	15.6	14.8	43.4	18.9	508.5	127.0	138.9	137.6	134.5	117.8
Timor-Leste	537	....	....	....	....	....	....	0.0	0.0	....	....	....	....
Tuvalu	869	....	....	....	....	....	....	0.0	....	0.0	....	....	....
Vanuatu	846	0.0	....	....	....	0.0	....	....	....	....	....	0.0	....
Vietnam	582	63.4	13.3	15.1	11.9	21.4	19.3	99.3	25.0	35.3	34.4	32.0	44.1
Asia n.s.	598	0.2	0.1	0.1	0.1	0.1	0.0	0.0	0.0	0.0	0.0	0.0	....
<b>Europe</b>	<b>170</b>	<b>19,364.4</b>	<b>4,777.7</b>	<b>4,923.0</b>	<b>4,730.4</b>	<b>5,010.5</b>	<b>4,912.2</b>	<b>15,403.9</b>	<b>3,935.0</b>	<b>3,923.2</b>	<b>3,389.7</b>	<b>3,835.3</b>	<b>3,802.3</b>
<b>Emerg. &amp; Dev. Europe</b>	<b>903</b>	<b>15,641.1</b>	<b>3,866.4</b>	<b>4,035.7</b>	<b>3,810.9</b>	<b>4,105.4</b>	<b>4,013.0</b>	<b>10,520.8</b>	<b>2,695.6</b>	<b>2,719.2</b>	<b>2,521.6</b>	<b>2,772.2</b>	<b>2,742.4</b>
Albania	914	59.8	13.6	16.5	15.0	18.2	16.2	15.4	4.6	5.6	5.1	5.3	4.8
Bosnia and Herzegovina	963	337.4	86.0	86.7	77.7	88.7	80.1	125.0	31.0	29.7	30.4	31.3	33.7
Bulgaria	918	1,042.1	258.9	288.0	257.5	300.1	280.4	381.5	106.0	93.8	103.2	105.2	97.1
Croatia	960	1,504.9	390.7	370.8	386.3	382.0	359.5	480.8	135.1	109.7	98.1	128.8	138.8
Faroe Islands	816	1.9	0.2	1.5	....	0.1	0.1	....	....	....	....	0.0	....
Gibraltar	823	0.6	0.2	0.1	0.1	0.0	0.3	0.0	....	0.0	....	....	....
Kosovo	967	38.6	11.1	10.5	7.7	13.3	13.4	0.4	0.1	0.1	0.0	0.1	0.1
Macedonia, FYR	962	196.0	46.5	55.5	52.0	64.9	77.3	165.3	44.5	50.1	60.6	64.8	65.5
Montenegro	943	48.1	11.3	12.5	7.5	10.8	9.7	3.3	1.7	1.5	9.4	18.1	5.8
Poland	964	3,853.7	942.2	1,014.1	1,050.3	1,099.8	1,048.4	5,019.4	1,257.5	1,321.2	1,191.1	1,312.2	1,296.6
Romania	968	5,445.4	1,364.5	1,353.4	1,228.3	1,330.6	1,362.4	2,874.2	749.8	698.9	680.3	742.3	721.5
Serbia, Republic of	942	1,448.9	367.7	379.7	353.1	376.8	366.1	626.3	156.7	169.1	158.6	159.8	182.5
Turkey	186	1,663.5	373.7	446.3	375.2	420.1	399.2	829.3	208.6	239.4	184.9	204.4	195.9
<b>CIS</b>	<b>901</b>	<b>3,723.3</b>	<b>911.2</b>	<b>887.4</b>	<b>919.5</b>	<b>905.1</b>	<b>899.1</b>	<b>4,883.1</b>	<b>1,239.4</b>	<b>1,204.0</b>	<b>868.1</b>	<b>1,063.1</b>	<b>1,059.9</b>
Armenia	911	15.6	4.8	3.2	2.9	3.6	3.1	0.5	0.1	0.4	0.2	0.1	0.2
Azerbaijan, Rep. of	912	66.4	16.8	12.3	6.6	15.3	12.2	0.1	0.0	0.0	0.2	0.2	15.3
Belarus	913	132.5	37.3	25.9	23.7	28.7	24.6	84.0	24.5	22.8	22.4	16.5	14.1
Georgia	915	47.6	10.6	9.2	9.2	12.4	11.1	0.7	0.0	0.1	0.1	0.1	0.1
Kazakhstan	916	145.2	37.2	40.5	27.6	30.6	31.4	19.2	4.4	4.9	4.2	28.1	34.7
Kyrgyz Republic	917	9.7	1.4	1.7	1.8	3.0	1.9	0.1	0.0	0.0	0.0	0.0	0.1
Moldova	921	90.7	18.2	19.7	23.2	25.3	23.7	4.8	0.6	1.1	1.2	1.6	2.7
Russian Federation	922	1,667.2	431.9	407.7	382.7	389.0	377.3	3,640.0	933.2	836.9	553.9	726.6	691.0
Tajikistan	923	4.8	0.7	0.8	1.4	1.0	1.0	0.3	0.1	0.0	1.3	....	....
Turkmenistan	925	53.0	13.2	21.6	6.2	4.0	7.4	0.1	....	....	....	0.1	0.0
Ukraine	926	1,447.2	324.6	338.5	424.5	381.9	395.7	1,132.8	276.4	337.7	284.4	289.7	301.7
Uzbekistan	927	43.4	14.5	6.2	9.8	10.3	9.8	0.6	0.1	0.1	0.0	....	0.1
Europe n.s.	884	0.0	0.0	0.0	0.0	0.0	0.0	0.0	0.0	....	....	0.0	0.0
<b>Mid East, N Africa, Pak</b>	<b>440</b>	<b>1,358.6</b>	<b>324.8</b>	<b>314.0</b>	<b>285.8</b>	<b>296.1</b>	<b>272.1</b>	<b>557.0</b>	<b>133.4</b>	<b>187.2</b>	<b>104.3</b>	<b>67.5</b>	<b>109.4</b>
Afghanistan, I.R. of	512	7.4	1.1	1.7	1.5	1.5	1.4	0.1	0.1	0.0	0.0	0.0	0.0
Algeria	612	80.3	14.4	20.2	18.3	13.0	12.6	27.2	24.8	2.4	0.0	0.0	0.0
Bahrain, Kingdom of	419	14.0	3.1	5.5	2.8	1.0	1.0	0.0	0.0	....	0.0	0.1	0.0
Djibouti	611	1.2	0.3	0.4	0.4	0.4	0.2	....	....	....	....	....	....
Egypt	469	258.3	53.4	46.0	50.6	39.2	36.1	21.3	5.8	4.4	5.7	3.5	4.1
Iran, I.R. of	429	30.6	7.2	7.7	4.9	7.9	8.0	4.8	1.9	1.3	0.8	1.0	0.6
Iraq	433	31.4	12.2	7.6	8.6	11.0	17.0	390.7	69.8	153.4	74.1	28.4	64.5
Jordan	439	35.3	6.5	8.5	12.3	12.6	11.5	0.3	0.0	0.0	0.0	0.1	0.0
Kuwait	443	36.6	10.4	10.6	6.1	3.8	4.0	4.7	0.1	0.0	0.0	6.4	0.0
Lebanon	446	56.4	11.7	13.1	12.4	17.3	15.0	0.3	0.1	0.0	0.0	0.0	0.1
Libya	672	8.9	1.4	3.1	2.1	2.0	2.0	0.4	0.1	0.1	0.0	0.0	0.0
Mauritania	682	1.6	0.3	0.3	0.1	0.4	0.3	0.0	....	0.0	....	....	....
Morocco	686	187.7	52.7	45.9	42.2	48.4	32.6	8.6	3.1	2.1	1.5	1.5	12.3
Oman	449	20.7	2.7	12.6	5.7	3.1	3.5	17.3	5.6	4.7	4.4	4.3	4.1
Pakistan	564	23.2	6.7	5.5	4.5	6.8	7.7	15.3	5.6	3.7	3.4	3.2	3.7

# Hungary (944)

In Millions of U.S. Dollars

		Exports (FOB)						Imports (CIF)					
		2015	2015Q3	2015Q4	2016Q1	2016Q2	2016Q3	2015	2015Q3	2015Q4	2016Q1	2016Q2	2016Q3
Qatar	453	31.7	6.1	3.7	5.5	5.4	6.1	0.1	0.0	0.0	0.0	0.0	0.0
Saudi Arabia	456	174.2	50.5	36.2	30.3	28.7	26.7	2.0	0.1	0.5	1.1	1.9	1.3
Somalia	726	0.1	0.0	....	0.0	0.1	....	0.0	....	0.0	0.0	....	....
Sudan	732	1.2	0.1	0.3	0.2	0.7	1.3	0.0	0.0	....	0.1	0.0	0.0
Syrian Arab Republic	463	3.6	0.4	0.5	0.7	0.5	1.3	0.3	0.1	0.0	0.0	0.0	0.0
Tunisia	744	132.1	30.2	28.7	30.4	36.0	32.9	59.2	14.2	13.5	12.1	16.1	17.6
United Arab Emirates	466	215.4	51.1	55.2	45.5	53.6	48.6	4.5	2.0	1.0	1.1	1.1	1.0
West Bank and Gaza	487	2.6	0.8	0.0	0.0	0.1	0.6	....	....	....	....	....	....
Yemen, Republic of	474	4.0	1.3	0.5	0.7	2.7	1.5	0.1	....	....	....	....	0.0
<b>Sub-Saharan Africa</b>	<b>603</b>	<b>386.8</b>	<b>103.2</b>	<b>98.0</b>	<b>96.8</b>	<b>140.4</b>	<b>102.1</b>	<b>36.3</b>	<b>8.9</b>	<b>15.2</b>	<b>10.6</b>	<b>11.2</b>	<b>10.9</b>
Angola	614	5.8	1.1	1.1	1.5	1.0	0.4	....	....	....	0.0	....	....
Benin	638	5.9	2.2	1.3	0.9	0.5	0.6	....	....	....	....	....	....
Botswana	616	0.5	0.1	0.2	0.1	0.2	0.3	0.0	0.0	0.0	....	0.0	0.0
Burkina Faso	748	2.7	1.2	0.3	0.2	0.6	0.3	....	....	....	....	....	....
Burundi	618	0.2	0.2	0.0	....	0.0	....	....	....	....	....	....	....
Cabo Verde	624	0.2	0.1	0.1	0.0	0.0	0.2	0.0	....	0.0	....	....	....
Cameroon	622	13.0	2.1	4.4	1.6	2.5	1.1	0.2	0.1	0.1	0.4	0.6	0.4
Central African Rep.	626	0.1	0.0	....	....	....	....	....	....	....	....	....	....
Chad	628	0.1	0.1	0.1	0.1	0.2	0.0	....	....	....	....	....	....
Congo, Dem. Rep. of	636	2.2	0.3	0.2	0.5	0.3	1.4	0.0	0.0	0.0	....	....	....
Congo, Republic of	634	4.4	1.7	1.0	0.9	0.7	1.2	0.1	0.1	....	0.0	....	....
Côte d'Ivoire	662	4.4	1.6	0.8	1.1	1.5	0.4	1.2	0.2	0.4	0.3	0.2	0.1
Equatorial Guinea	642	0.1	0.0	0.1	....	....	0.3	0.0	....	0.0	....	....	....
Eritrea	643	0.3	....	....	....	0.3	....	....	....	....	....	....	....
Ethiopia	644	23.5	8.7	12.3	10.6	4.0	2.8	1.3	0.3	0.4	0.4	0.2	0.2
Gabon	646	1.0	0.4	0.3	0.4	0.2	0.4	1.0	0.3	0.1	0.1	0.4	0.5
Gambia, The	648	0.6	0.2	0.1	0.3	0.1	0.1	0.0	0.0	0.0	0.0	....	0.0
Ghana	652	12.4	1.9	3.2	4.2	37.4	4.0	0.1	0.0	0.0	0.0	0.2	0.9
Guinea	656	1.0	0.2	0.2	0.5	0.4	0.3	0.2	0.0	0.0	0.0	0.0	0.0
Guinea-Bissau	654	0.1	....	0.0	....	0.0	....	....	....	....	....	....	....
Kenya	664	20.1	3.6	7.6	3.8	4.5	3.5	0.3	0.0	0.1	0.2	1.1	0.1
Lesotho	666	0.0	....	....	....	....	0.0	....	....	....	....	....	....
Liberia	668	1.3	0.2	0.1	0.4	0.2	0.1	0.0	....	....	0.4	0.1	0.2
Madagascar	674	1.2	0.4	0.2	0.2	0.5	0.2	0.0	0.0	0.0	0.0	0.0	0.0
Malawi	676	0.2	0.0	0.1	0.0	0.0	0.0	0.3	0.1	0.0	0.1	0.1	0.2
Mali	678	2.2	0.3	0.9	0.3	0.7	0.3	....	....	....	....	0.0	....
Mauritius	684	2.7	0.6	0.6	0.9	0.4	0.5	0.0	0.0	0.0	0.0	0.0	0.2
Mozambique	688	1.0	0.5	0.3	0.9	0.7	0.3	1.6	0.3	0.3	0.9	0.6	0.4
Namibia	728	0.2	0.1	0.1	0.1	0.3	0.0	0.1	0.0	0.0	0.0	0.1	0.0
Niger	692	0.8	0.3	0.2	0.4	0.1	0.5	0.0	....	....	....	....	....
Nigeria	694	43.2	9.2	12.1	7.9	7.8	11.1	0.0	0.0	0.0	0.0	0.1	0.0
Rwanda	714	0.9	0.2	0.1	0.1	0.1	0.1	0.0	....	0.0	0.0	....	....
São Tomé & Príncipe	716	0.0	....	....	....	....	....	....	....	....	....	....	....
Senegal	722	11.3	3.3	1.5	2.4	3.7	2.6	0.0	....	0.0	0.0	....	....
Seychelles	718	1.1	0.2	0.3	0.4	0.1	0.2	0.2	....	0.2	0.0	0.0	....
Sierra Leone	724	1.1	0.1	0.2	0.1	0.1	0.1	0.0	0.0	0.0	0.0	0.0	....
South Africa	199	202.5	57.3	43.9	50.4	48.3	46.8	27.0	6.9	12.1	7.0	6.8	7.0
South Sudan, Rep. of	733	0.0	0.0	....	....	....	....	0.0	....	....	....	....	....
Swaziland	734	0.0	....	....	0.0	....	0.0	0.0	0.0	0.0	0.0	0.0	....
Tanzania	738	5.1	1.8	0.6	1.0	19.8	18.5	0.3	0.1	0.1	0.1	0.0	0.0
Togo	742	1.1	0.3	0.3	0.2	0.5	0.1	....	....	....	0.0	0.0	....
Uganda	746	8.5	2.0	2.4	4.0	2.3	1.8	1.0	0.2	0.5	0.2	0.2	0.5
Zambia	754	1.9	0.2	0.5	0.3	0.1	1.0	0.0	0.0	0.0	0.0	0.0	0.0
Zimbabwe	698	1.6	0.7	0.3	0.1	0.3	0.3	1.3	0.3	0.6	0.5	0.7	0.4
Africa n.s.	799	....	....	....	....	....	....	....	....	....	0.0	....	....
<b>Western Hemisphere</b>	<b>205</b>	<b>1,081.5</b>	<b>278.7</b>	<b>259.2</b>	<b>261.8</b>	<b>272.7</b>	<b>318.1</b>	<b>510.3</b>	<b>121.4</b>	<b>121.5</b>	<b>130.3</b>	<b>141.9</b>	<b>118.1</b>
Anguilla	312	0.0	....	....	....	0.0	....	....	....	....	....	....	....
Antigua and Barbuda	311	0.8	0.1	0.5	0.1	0.1	0.1	....	....	....	0.0	....	....
Argentina	213	46.1	8.8	16.5	6.3	18.1	15.1	13.3	2.9	2.7	2.3	4.8	5.0
Aruba	314	0.2	0.0	0.2	0.1	0.3	0.0	0.0	0.0	0.0	....	....	....

# Hungary (944)

In Millions of U.S. Dollars

		Exports (FOB)						Imports (CIF)					
		2015	2015Q3	2015Q4	2016Q1	2016Q2	2016Q3	2015	2015Q3	2015Q4	2016Q1	2016Q2	2016Q3
Bahamas, The	313	0.2	0.1	0.2	0.0	0.1	0.0	0.0	....	0.0	....	....	....
Barbados	316	2.2	0.1	1.2	0.4	1.4	0.5	0.0	0.0	0.0	0.0	....	0.0
Belize	339	3.1	0.4	1.6	1.3	0.7	0.0	0.0	0.0	....	0.0	0.0	0.0
Bermuda	319	0.4	0.1	0.1	0.1	0.3	0.1	0.1	0.0	0.0	0.0	0.0	0.0
Bolivia	218	14.2	5.1	5.8	3.9	3.5	2.7	0.0	0.0	....	0.0	....	....
Brazil	223	241.1	55.9	36.7	40.8	39.1	51.4	203.4	49.4	38.0	46.2	45.4	46.9
Chile	228	66.3	20.0	17.7	24.7	23.3	16.4	14.5	3.9	3.8	3.2	3.3	2.8
Colombia	233	29.8	7.4	7.8	11.2	8.7	7.4	1.1	0.3	0.2	0.1	0.3	0.3
Costa Rica	238	17.9	6.7	5.2	12.3	14.0	5.8	1.7	0.3	0.4	0.5	0.6	0.6
Curacao	354	2.4	0.9	0.6	0.6	0.8	0.3	....	....	....	....	....	....
Dominica	321	0.1	0.0	0.1	0.1	0.1	0.1	0.0	0.0	....	0.0	0.0	0.0
Dominican Republic	243	8.0	1.3	3.9	2.5	3.5	2.3	0.4	0.3	0.1	0.2	0.1	0.1
Ecuador	248	5.2	0.9	0.6	0.5	1.1	0.7	0.1	0.0	0.0	0.2	0.0	0.2
El Salvador	253	1.9	0.3	0.4	1.6	0.8	0.8	0.0	0.0	0.0	0.0	0.0	0.0
Greenland	326	0.0	0.0	....	0.0	0.0	0.0	....	....	....	....	....	....
Grenada	328	0.0	0.0	0.0	0.1	0.1	0.1	....	....	....	....	....	....
Guatemala	258	1.8	0.1	0.9	0.6	1.0	0.7	0.2	0.0	0.1	0.0	0.1	0.0
Guyana	336	0.1	0.0	0.1	....	....	0.0	0.0	....	0.0	....	....	....
Haiti	263	1.3	0.1	0.9	0.5	0.8	0.5	0.0	0.0	0.0	0.0	0.0	0.0
Honduras	268	2.9	1.0	0.8	0.9	0.8	1.4	5.0	0.9	1.1	0.6	0.1	0.0
Jamaica	343	6.8	1.6	2.1	2.3	2.1	2.1	0.0	0.0	....	0.0	0.0	0.0
Mexico	273	550.2	145.6	128.7	129.3	129.1	190.2	261.2	59.2	73.5	74.9	84.2	61.0
Nicaragua	278	2.3	0.4	0.9	0.4	1.8	0.8	0.0	0.0	0.0	0.0	0.0	0.0
Panama	283	15.7	4.0	8.7	7.3	6.6	7.7	0.0	0.0	0.0	0.0	0.0	0.0
Paraguay	288	6.4	0.6	2.0	1.3	1.4	0.5	0.0	0.0	0.0	0.0	0.0	0.0
Peru	293	28.3	7.6	8.5	8.0	6.0	6.4	1.9	0.4	0.6	0.3	0.5	0.5
Sint Maarten	352	0.2	0.0	0.0	0.1	0.1	0.1	0.1	0.0	0.0	....	0.0	....
St. Kitts and Nevis	361	0.2	....	0.2	0.1	....	0.2	0.0	0.0	0.0	0.0	....	0.0
St. Lucia	362	0.3	0.1	0.1	0.1	0.2	0.1	....	....	....	....	....	....
St. Vincent & Grens.	364	0.1	....	0.1	0.0	....	0.0	....	....	....	0.0	....	....
Suriname	366	2.1	0.6	0.3	0.3	0.2	0.2	....	....	....	0.0	....	0.0
Trinidad and Tobago	369	9.1	5.3	1.6	1.1	1.6	1.0	0.0	0.0	....	....	0.0	0.0
Uruguay	298	7.3	2.3	3.2	2.2	2.8	1.6	5.7	3.4	0.7	1.6	2.3	0.5
Venezuela, Rep. Bol.	299	5.3	0.7	0.5	0.6	1.8	0.6	0.3	0.1	0.1	0.0	0.1	0.1
Western Hem. n.s.	399	1.3	0.5	0.5	0.6	0.5	0.1	1.0	0.3	0.4	0.2	0.0	0.0
<b>Other Countries n.i.e</b>	910	<b>1.2</b>	<b>0.4</b>	<b>0.3</b>	<b>0.3</b>	<b>0.4</b>	<b>0.7</b>	<b>0.6</b>	<b>0.3</b>	<b>0.0</b>	<b>0.0</b>	<b>11.3</b>	<b>0.1</b>
Cuba	928	1.2	0.3	0.3	0.3	0.4	0.7	0.2	0.1	0.0	0.0	11.3	0.1
Korea, Dem. People's Rep.	954	0.0	0.0	0.0	0.0	....	....	0.5	0.3	....	0.0	0.0	0.0
<b>Special Categories</b>	899	<b>2.4</b>	<b>....</b>	<b>2.4</b>	<b>....</b>	<b>....</b>	<b>0.0</b>	<b>....</b>	<b>....</b>	<b>....</b>	<b>....</b>	<b>....</b>	<b>....</b>
<b>Countries &amp; Areas n.s.</b>	898	<b>0.3</b>	<b>0.3</b>	<b>0.0</b>	<b>0.0</b>	<b>0.0</b>	<b>0.0</b>	<b>9.8</b>	<b>2.4</b>	<b>3.2</b>	<b>2.6</b>	<b>3.3</b>	<b>2.8</b>
<b>Memorandum Items</b>													
Africa	605	791.0	201.2	193.8	188.5	239.3	182.1	131.2	50.9	33.2	24.4	28.8	40.9
Middle East	405	923.7	219.0	211.0	188.2	188.9	183.0	446.7	85.8	165.5	87.1	46.7	75.7
European Union	998	80,118.9	19,943.6	20,144.4	20,165.4	21,857.5	20,432.4	70,434.1	17,661.7	17,670.9	17,287.4	18,909.9	18,310.0
Export earnings: fuel	080	2,698.0	691.4	676.5	582.7	599.1	586.1	4,113.9	1,042.8	1,005.5	640.2	799.0	813.6
Export earnings: nonfuel	092	95,826.2	23,737.6	24,151.8	23,897.2	26,114.5	24,641.5	87,859.7	21,936.5	22,223.1	21,672.0	23,462.1	22,659.2

# Iceland (176)

In Millions of U.S. Dollars

		Exports (FOB)						Imports (CIF)					
		2015	2015Q3	2015Q4	2016Q1	2016Q2	2016Q3	2015	2015Q3	2015Q4	2016Q1	2016Q2	2016Q3
IFS World		4,740.2	1,118.1	1,134.6	1,031.4	1,151.8	....	5,307.0	1,286.6	1,317.3	1,309.4	1,458.5	....
World	001	4,742.0	1,118.1	1,134.6	1,031.5	1,151.8	1,107.9	5,309.5	1,301.2	1,317.3	1,309.4	1,552.4	1,416.0
Advanced Economies	110	4,164.0	966.4	1,001.1	926.6	1,044.0	961.9	3,829.0	985.5	994.7	955.0	1,263.9	1,112.0
Euro Area	163	2,719.1	621.5	633.5	597.7	652.6	595.0	1,534.7	399.8	407.9	386.7	524.2	447.0
Austria	122	2.5	0.6	0.9	0.6	0.5	0.6	25.6	7.0	6.8	6.7	7.7	6.8
Belgium	124	107.2	26.0	27.3	22.3	30.0	23.7	71.1	17.0	20.8	17.9	20.4	18.4
Cyprus	423	1.1	0.0	0.5	0.4	0.2	0.4	0.2	0.0	0.0	0.0	0.0	0.2
Estonia	939	3.4	0.6	0.7	0.6	0.1	0.8	36.8	10.9	4.4	5.7	14.2	6.5
Finland	172	12.4	2.0	1.4	2.0	4.1	1.5	47.6	10.6	13.4	10.7	16.0	13.5
France	132	271.4	66.2	76.0	67.9	67.6	70.3	134.7	35.6	31.0	33.1	51.4	41.5
Germany	134	352.7	80.4	78.3	69.4	68.6	86.5	456.4	128.6	116.0	124.7	169.0	140.1
Greece	174	12.0	1.0	2.8	2.1	4.3	1.4	2.5	0.6	0.7	0.8	1.0	0.8
Ireland	178	12.4	3.9	3.1	3.1	2.5	3.5	112.8	21.4	57.8	15.2	13.7	19.9
Italy	136	59.9	13.8	20.1	10.9	11.8	11.0	155.6	42.2	37.9	43.1	48.4	42.2
Latvia	941	4.2	1.4	1.0	0.9	0.9	0.5	23.2	5.8	6.0	4.7	6.7	7.4
Lithuania	946	18.5	7.4	5.2	4.3	4.8	7.0	31.4	7.4	7.6	7.9	11.5	11.3
Luxembourg	137	0.7	0.1	0.2	0.2	0.1	0.3	4.6	0.8	1.7	0.2	6.8	0.5
Malta	181	1.4	0.3	0.7	0.1	0.4	0.4	4.8	1.0	0.9	1.7	1.9	0.5
Netherlands	138	1,236.0	295.0	310.8	279.6	330.4	255.1	311.3	85.5	74.6	83.6	112.4	105.0
Portugal	182	71.5	11.3	13.5	26.2	29.0	11.5	15.2	3.5	3.2	5.2	4.6	5.1
Slovak Republic	936	6.2	1.3	0.9	1.1	1.6	1.5	25.5	5.1	6.8	4.8	10.1	9.1
Slovenia	961	0.1	0.0	0.0	0.2	0.0	0.1	6.1	1.4	1.5	1.3	2.9	1.0
Spain	184	545.5	110.0	89.9	105.8	95.9	118.7	69.2	15.4	16.8	19.2	25.3	17.1
Australia	193	15.1	4.3	3.8	1.8	2.9	3.4	16.6	0.7	14.5	11.8	58.1	32.5
Canada	156	56.7	7.6	10.0	8.5	14.7	10.2	100.6	30.0	17.6	16.3	18.2	18.1
China,P.R.: Hong Kong	532	9.3	3.0	2.5	3.7	3.0	2.9	7.2	1.8	2.6	2.2	4.3	2.2
China,P.R.: Macao	546	0.0	0.0	0.0	....	....	0.0	0.0	0.0	0.0	0.0	0.0	0.0
Czech Republic	935	3.9	0.2	0.8	1.6	4.2	1.0	58.6	12.2	15.4	12.1	26.5	14.7
Denmark	128	114.4	16.3	33.9	36.0	26.3	20.5	377.6	90.2	109.6	75.1	93.2	88.5
Israel	436	0.7	0.3	0.2	0.1	0.3	0.1	5.8	1.5	0.8	1.5	1.1	1.5
Japan	158	94.6	18.3	12.7	16.0	23.8	38.4	91.6	20.9	19.6	22.1	35.2	23.7
Korea, Republic of	542	15.1	3.1	4.5	2.4	4.8	6.4	60.7	12.7	17.2	15.0	20.7	15.8
New Zealand	196	1.9	0.2	1.1	0.0	0.5	1.3	3.6	1.4	0.7	0.6	12.6	2.1
Norway	142	221.3	73.1	56.4	47.9	53.4	41.1	537.4	149.4	111.7	111.3	122.8	145.6
Singapore	576	0.9	0.1	0.1	0.1	0.1	0.1	28.7	5.2	15.4	17.4	12.7	5.3
Sweden	144	22.9	5.8	4.9	5.1	7.2	6.0	203.6	52.3	50.9	50.7	64.3	50.1
Switzerland	146	54.8	11.1	24.4	10.4	13.8	14.7	96.4	18.6	24.8	13.3	20.9	16.3
Taiwan Prov.of China	528	13.6	4.4	3.1	2.4	9.5	7.0	19.9	4.9	4.0	5.4	6.9	5.0
United Kingdom	112	550.4	133.5	133.7	119.9	135.8	122.8	267.6	66.6	72.4	80.5	87.2	81.9
United States	111	269.2	63.6	75.7	72.8	90.8	91.0	418.3	117.2	109.6	133.0	155.1	161.7
Emerg. & Dev. Economies	200	577.7	151.6	133.5	104.4	107.6	145.6	1,469.4	315.7	322.6	354.4	288.5	304.0
Emerg. & Dev. Asia	505	107.6	33.8	28.1	22.9	36.5	39.5	504.6	127.3	147.3	124.6	123.9	161.3
American Samoa	859	....	....	....	....	....	....	....	....	....	....	0.0	....
Bangladesh	513	0.3	0.1	0.0	0.1	0.1	0.1	7.4	2.3	1.7	2.1	1.9	2.6
Brunei Darussalam	516	....	....	....	0.0	....	....	....	....	....	....	....	....
Cambodia	522	0.0	0.0	0.0	....	0.0	....	1.7	0.6	0.3	0.6	0.6	0.8
China,P.R.: Mainland	924	72.6	25.5	18.1	15.8	26.3	30.0	417.1	104.4	124.9	101.5	95.6	109.3
Fiji	819	....	....	....	....	....	....	0.0	....	0.0	....	0.0	....
F.T. French Polynesia	887	0.0	....	0.0	0.0	....	....	0.0	....	0.0	....	0.0	0.0
F.T. New Caledonia	839	0.1	....	0.1	....	....	....	....	....	....	....	....	0.0
India	534	1.0	0.3	0.3	0.3	0.2	0.5	30.0	6.8	7.5	6.7	9.9	33.7
Indonesia	536	0.1	0.0	0.0	0.0	0.1	0.7	5.6	1.7	1.5	1.6	1.7	2.0
Kiribati	826	....	....	....	....	....	....	....	....	....	0.0	....	....
Lao People's Dem.Rep	544	....	....	....	....	....	....	0.1	0.0	0.0	0.0	0.0	0.0
Malaysia	548	1.2	0.1	0.7	0.1	0.2	0.1	8.4	2.2	2.0	2.5	2.0	2.4
Maldives	556	....	....	....	0.0	0.0	0.0	0.1	0.0	0.0	0.0	0.0	0.0
Mongolia	948	....	....	....	0.0	0.0	....	....	....	....	....	0.0	0.0
Myanmar	518	....	....	....	....	....	....	0.1	0.1	0.0	0.1	0.1	0.1
Nauru	836	....	....	....	....	....	....	0.0	0.0	....	....	....	....
Nepal	558	0.0	....	....	....	....	....	0.2	0.1	0.0	0.0	0.0	0.0

# Iceland (176)

In Millions of U.S. Dollars

		Exports (FOB)						Imports (CIF)					
		2015	2015Q3	2015Q4	2016Q1	2016Q2	2016Q3	2015	2015Q3	2015Q4	2016Q1	2016Q2	2016Q3
Papua New Guinea	853	....	....	....	0.1	....	....	0.0	0.0	0.0	0.0	0.0	0.0
Philippines	566	0.3	0.0	0.3	0.1	0.0	0.2	2.6	0.7	0.7	0.9	1.5	0.6
Sri Lanka	524	0.0	0.0	....	....	0.0	0.0	2.2	0.6	0.6	0.6	0.6	0.7
Thailand	578	7.5	2.6	1.2	1.1	3.2	1.7	15.5	4.3	3.9	4.1	5.4	4.0
Vietnam	582	23.4	4.9	6.8	5.3	6.4	5.9	13.6	3.5	3.9	4.0	4.4	4.9
Asia n.s.	598	1.0	0.2	0.6	0.1	0.0	0.3	....	....	....	0.0	....	....
<b>Europe</b>	170	<b>250.9</b>	<b>65.5</b>	<b>64.4</b>	<b>57.1</b>	<b>44.5</b>	<b>67.8</b>	<b>271.4</b>	<b>53.5</b>	<b>76.2</b>	<b>52.0</b>	<b>78.1</b>	<b>74.5</b>
<b>Emerg. &amp; Dev. Europe</b>	903	<b>127.2</b>	<b>27.6</b>	<b>39.3</b>	<b>51.1</b>	<b>39.3</b>	<b>37.0</b>	<b>250.0</b>	<b>47.2</b>	<b>69.1</b>	<b>47.7</b>	<b>74.2</b>	<b>71.7</b>
Albania	914	0.6	....	0.6	....	....	....	0.1	0.0	0.0	0.0	0.0	0.0
Bosnia and Herzegovina	963	0.1	0.0	0.1	....	0.0	....	0.3	0.1	0.1	0.1	0.1	0.3
Bulgaria	918	0.6	0.1	0.5	0.1	0.0	0.4	4.4	1.2	1.1	1.3	1.2	1.2
Croatia	960	1.9	0.4	0.5	0.2	0.2	0.1	2.3	0.7	1.0	1.0	0.9	1.6
Faroe Islands	816	31.5	6.1	14.9	19.4	12.0	8.1	20.1	2.7	1.8	5.2	7.9	16.2
Gibraltar	823	1.6	0.5	0.6	0.1	0.1	0.3	0.0	....	0.0	....	....	....
Hungary	944	47.4	12.3	9.1	11.3	11.2	9.8	20.5	4.3	4.4	5.8	10.2	5.3
Macedonia, FYR	962	0.2	0.2	0.0	....	0.0	0.0	0.4	0.1	0.1	0.2	0.1	0.1
Montenegro	943	....	....	....	....	....	....	0.1	0.0	0.1	0.1	0.0	0.0
Poland	964	21.5	3.3	7.2	11.0	11.8	14.2	96.4	26.5	22.9	22.6	28.9	33.4
Romania	968	0.7	0.3	0.3	0.6	0.2	0.3	10.2	2.4	2.0	2.6	7.6	3.9
Serbia, Republic of	942	0.1	....	0.1	0.2	0.2	0.0	1.2	0.4	0.2	0.2	0.3	0.4
Turkey	186	21.1	4.6	5.5	8.2	3.5	3.8	94.0	8.8	35.4	8.6	17.0	9.3
<b>CIS</b>	901	<b>123.7</b>	<b>37.9</b>	<b>25.1</b>	<b>5.9</b>	<b>5.2</b>	<b>30.8</b>	<b>21.4</b>	<b>6.4</b>	<b>7.2</b>	<b>4.3</b>	<b>3.9</b>	<b>2.9</b>
Armenia	911	....	....	....	....	....	....	0.0	....	0.0	....	0.0	0.0
Azerbaijan, Rep. of	912	2.1	0.7	1.2	....	0.0	1.0	0.0	0.0	0.0	0.0	....	....
Belarus	913	6.9	3.4	2.9	0.5	0.4	12.4	3.8	1.7	1.1	0.1	0.1	0.5
Georgia	915	2.3	0.6	1.2	0.1	0.2	1.7	0.0	0.0	0.0	0.0	0.0	0.2
Kazakhstan	916	0.9	....	....	0.0	0.0	1.2	0.0	0.0	0.0	0.0	0.0	0.0
Kyrgyz Republic	917	....	....	....	....	....	....	....	....	....	0.0	....	0.0
Moldova	921	0.1	0.1	0.0	0.1	0.0	0.1	0.1	0.0	0.0	0.0	0.1	0.1
Russian Federation	922	95.5	32.6	8.8	1.5	4.1	10.6	16.4	4.3	5.7	3.6	3.2	1.8
Turkmenistan	925	....	....	....	....	....	....	0.0	0.0	0.0	....	0.0	0.0
Ukraine	926	15.8	0.7	11.0	3.8	0.4	3.7	1.0	0.2	0.3	0.6	0.6	0.3
Uzbekistan	927	....	....	....	....	....	....	0.0	0.0	....	....	0.0	0.0
Europe n.s.	884	0.0	....	0.0	....	....	....	0.0	....	0.0	0.0	....	0.0
<b>Mid East, N Africa, Pak</b>	440	<b>14.8</b>	<b>7.5</b>	<b>4.0</b>	<b>1.9</b>	<b>1.9</b>	<b>6.5</b>	<b>22.8</b>	<b>7.1</b>	<b>4.0</b>	<b>8.0</b>	<b>55.4</b>	<b>8.2</b>
Afghanistan, I.R. of	512	....	....	....	....	....	0.0	0.0	0.0	0.0	0.0	....	0.0
Algeria	612	....	....	....	0.0	....	0.0	0.0	0.0	0.0	0.0	0.0	....
Bahrain, Kingdom of	419	0.5	0.0	0.4	0.0	0.0	0.0	0.2	0.2	....	....	....	....
Djibouti	611	....	....	....	....	....	....	0.0	....	....	....	....	....
Egypt	469	8.5	5.8	2.1	0.8	0.1	1.3	4.0	1.1	1.2	1.4	1.3	0.3
Iran, I.R. of	429	0.4	0.0	....	....	0.1	0.0	0.7	0.2	0.2	0.2	0.2	0.2
Jordan	439	0.1	0.1	0.0	....	....	....	0.3	0.1	0.0	0.1	0.0	0.1
Kuwait	443	0.5	0.1	0.3	0.2	0.1	0.0	0.0	0.0	0.0	0.0	....	....
Lebanon	446	0.0	0.0	0.0	....	0.0	....	0.0	0.0	0.0	0.0	0.0	0.0
Libya	672	0.0	0.0	0.0	....	....	....	0.0	0.0	0.0	....	....	0.0
Mauritania	682	0.1	0.0	0.1	....	0.0	0.0	0.1	0.0	0.1	....	....	0.0
Morocco	686	1.2	0.3	0.0	0.1	0.5	4.3	4.9	1.8	0.3	2.1	1.7	1.3
Oman	449	0.0	....	0.0	0.0	....	....	0.0	0.0	0.0	0.0	0.0	0.0
Pakistan	564	0.0	0.0	0.0	0.0	0.0	0.0	3.5	1.1	0.9	1.0	1.1	1.2
Qatar	453	0.0	0.0	0.0	0.0	0.0	0.0	0.0	0.0	0.0	0.0	26.6	3.1
Saudi Arabia	456	0.3	0.1	0.0	0.0	0.3	0.0	1.7	0.5	0.3	0.4	23.8	0.4
Sudan	732	0.0	....	....	....	0.0	....	0.2	0.1	....	0.0	0.1	0.0
Syrian Arab Republic	463	....	....	....	....	....	....	0.0	0.0	....	0.0	0.0	0.0
Tunisia	744	0.0	....	0.0	0.0	0.0	....	6.8	1.9	0.8	2.6	0.5	1.5
United Arab Emirates	466	3.2	1.0	0.8	0.7	0.6	0.8	0.3	0.1	0.1	0.1	0.1	0.1
Yemen, Republic of	474	....	....	....	....	....	....	0.0	....	0.0	....	....	....
<b>Sub-Saharan Africa</b>	603	<b>119.8</b>	<b>29.9</b>	<b>25.7</b>	<b>14.8</b>	<b>13.7</b>	<b>14.9</b>	<b>26.7</b>	<b>6.4</b>	<b>12.8</b>	<b>17.2</b>	<b>4.0</b>	<b>5.0</b>
Angola	614	0.1	....	....	....	....	....	0.0	....	....	....	....	....
Benin	638	1.9	1.2	0.7	0.4	....	0.4	0.1	....	....	....	....	....
Botswana	616	....	....	....	....	....	....	0.0	....	....	....	....	0.0



# Iceland (176)

In Millions of U.S. Dollars

		Exports (FOB)						Imports (CIF)					
		2015	2015Q3	2015Q4	2016Q1	2016Q2	2016Q3	2015	2015Q3	2015Q4	2016Q1	2016Q2	2016Q3
Burkina Faso	748	....	....	....	....	....	....	0.0	0.0	0.0	0.0	0.0	0.0
Burundi	618	....	....	....	....	....	....	0.0	....	....	....	....	....
Cameroon	622	....	....	....	....	....	....	0.1	0.0	0.0	0.0	0.0	0.0
Comoros	632	....	....	....	....	....	....	0.0	0.0	0.0	0.0	0.0	0.0
Congo, Republic of	634	....	....	....	....	0.0	....	....	....	....	....	....	....
Côte d'Ivoire	662	1.7	1.6	0.1	0.0	....	....	3.1	0.6	0.7	0.9	1.0	0.9
Ethiopia	644	....	....	....	....	....	....	0.2	0.0	0.1	0.0	0.1	0.0
Gabon	646	0.1	....	0.1	....	....	0.0	0.0	0.0	....	0.0	....	0.0
Gambia, The	648	0.2	0.2	....	0.0	....	0.0	....	....	....	....	....	....
Ghana	652	3.1	2.2	0.8	0.1	....	1.3	0.7	0.0	0.0	0.0	0.0	0.0
Guinea	656	0.0	0.0	....	....	....	....	0.0	0.0	....	....	....	0.0
Guinea-Bissau	654	....	....	....	....	0.0	....	....	....	....	....	....	....
Kenya	664	6.1	2.7	0.3	1.5	0.2	0.0	0.8	0.3	0.2	0.2	0.2	0.2
Liberia	668	0.4	0.2	0.1	0.0	....	....	0.0	....	0.0	....	....	....
Madagascar	674	0.0	0.0	0.0	0.0	0.0	0.0	0.1	0.0	0.0	0.0	0.0	0.0
Malawi	676	0.0	....	0.0	....	....	....	0.0	0.0	0.0	0.0	0.0	0.0
Mali	678	....	....	....	....	....	....	0.0	0.0	0.0	....	0.0	0.0
Mauritius	684	0.0	0.0	0.0	0.0	0.1	0.0	0.3	0.0	0.0	0.2	0.1	0.1
Mozambique	688	....	....	....	....	....	....	0.0	0.0	0.0	0.0	0.0	0.0
Namibia	728	0.5	0.0	0.4	0.7	0.3	0.1	0.3	0.0	0.2	0.1	0.0	0.0
Niger	692	0.2	....	....	....	....	....	0.0	....	0.0	....	....	....
Nigeria	694	103.9	21.3	22.7	11.8	12.7	12.8	0.0	0.0	0.0	0.0	0.0	0.0
Rwanda	714	....	....	....	....	....	....	0.0	0.0	0.0	0.0	0.0	0.0
Senegal	722	....	....	....	....	....	....	0.1	0.1	0.0	0.2	0.0	0.0
Seychelles	718	0.0	....	....	0.0	0.0	0.0	1.0	0.3	0.2	0.2	0.2	0.2
Sierra Leone	724	0.0	....	....	....	....	....	....	....	....	....	....	....
South Africa	199	1.6	0.5	0.5	0.2	0.4	0.1	19.5	4.9	11.2	15.3	2.2	3.5
Swaziland	734	....	....	....	....	....	....	0.0	0.0	0.0	....	0.0	0.0
Tanzania	738	....	....	....	....	....	....	0.0	0.0	0.0	0.0	0.0	0.0
Togo	742	....	....	....	....	....	0.1	0.0	0.0	0.0	....	0.0	0.0
Uganda	746	0.0	0.0	....	....	....	....	0.0	0.0	0.0	0.0	0.0	0.0
Zambia	754	0.0	0.0	....	....	....	....	0.0	0.0	0.0	0.0	0.0	0.0
Zimbabwe	698	0.0	0.0	....	....	....	....	0.1	0.1	0.0	0.0	0.0	0.0
<b>Western Hemisphere</b>	<b>205</b>	<b>84.5</b>	<b>14.8</b>	<b>11.4</b>	<b>7.7</b>	<b>11.0</b>	<b>16.9</b>	<b>643.9</b>	<b>121.4</b>	<b>82.3</b>	<b>152.7</b>	<b>27.1</b>	<b>55.1</b>
Antigua and Barbuda	311	1.9	0.2	1.0	0.3	0.2	0.7	0.0	0.0	0.0	....	....	....
Argentina	213	0.8	0.1	0.3	....	0.3	0.3	2.2	0.5	0.5	0.4	1.4	0.7
Aruba	314	0.0	....	0.0	0.0	....	....	....	....	....	....	....	....
Bahamas, The	313	2.2	0.5	1.6	....	0.0	2.4	....	....	....	0.0	....	....
Barbados	316	....	....	....	....	....	0.0	0.0	0.0	0.0	0.0	0.0	0.0
Belize	339	2.6	....	....	....	....	....	....	....	....	....	....	....
Bermuda	319	0.1	0.0	0.0	....	0.1	0.6	103.2	....	0.0	94.9	0.0	0.0
Bolivia	218	0.0	0.0	0.0	....	0.0	0.0	0.1	0.0	0.0	0.0	0.0	0.0
Brazil	223	7.9	1.4	0.9	3.2	2.5	3.0	309.0	56.8	45.7	35.0	10.3	21.0
Chile	228	29.0	1.2	0.8	0.5	1.4	0.5	10.1	4.0	3.5	2.0	2.2	1.7
Colombia	233	0.8	0.0	0.3	0.1	0.0	0.2	1.4	0.3	0.4	0.4	0.5	0.4
Costa Rica	238	0.1	0.0	....	0.0	....	....	2.3	0.5	0.5	0.8	0.9	0.8
Dominican Republic	243	....	....	....	....	....	....	0.9	0.5	0.2	0.2	0.1	0.2
Ecuador	248	0.0	0.0	....	....	0.0	....	7.2	1.6	1.1	1.1	1.5	1.2
El Salvador	253	....	....	....	....	....	....	0.2	0.1	0.1	0.1	0.0	0.0
Falkland Islands	323	0.1	0.1	....	....	....	0.0	....	....	....	....	0.0	....
Greenland	326	33.7	9.9	5.8	3.3	6.1	8.0	28.1	6.3	4.2	0.9	3.3	7.4
Grenada	328	....	....	....	0.0	....	....	....	....	....	....	....	....
Guatemala	258	0.0	....	....	....	....	....	0.4	0.2	0.0	0.1	0.0	0.5
Haiti	263	....	....	....	....	....	....	0.1	0.0	0.0	0.0	0.0	0.0
Honduras	268	....	....	....	....	....	....	0.3	0.0	0.1	0.1	0.1	0.1
Jamaica	343	0.0	....	....	....	....	....	89.2	18.5	8.7	6.1	0.0	9.9
Mexico	273	1.8	1.0	0.2	0.2	0.3	0.5	12.8	3.6	3.0	4.1	5.3	4.1
Netherlands Antilles	353	....	....	....	0.0	....	....	....	....	....	....	....	....
Nicaragua	278	0.5	....	0.0	0.0	0.0	0.0	0.9	0.3	0.3	0.1	0.2	0.3
Panama	283	2.1	0.0	0.4	0.1	0.0	0.1	0.3	0.1	0.0	0.0	0.0	0.0

# Iceland (176)

In Millions of U.S. Dollars

		Exports (FOB)						Imports (CIF)					
		2015	2015Q3	2015Q4	2016Q1	2016Q2	2016Q3	2015	2015Q3	2015Q4	2016Q1	2016Q2	2016Q3
Paraguay	288	0.0	....	0.0	0.0	....	....	0.0	0.0	0.0	0.0	0.0	0.0
Peru	293	0.1	0.1	....	0.0	0.0	0.0	18.3	5.2	3.7	3.1	0.9	6.7
St. Kitts and Nevis	361	0.0	....	0.0	....	....	....	....	....	....	....	....	....
St. Vincent & Grens.	364	0.1	....	....	....	....	0.0	....	....	....	....	....	....
Suriname	366	0.0	....	0.0	....	....	....	10.5	0.0	....	....	....	....
Trinidad and Tobago	369	0.0	....	....	0.0	0.0	....	0.0	0.0	0.0	0.0	0.0	0.0
Uruguay	298	0.3	0.1	0.0	0.0	0.0	0.1	0.0	0.0	0.0	0.0	0.0	0.0
Venezuela, Rep. Bol.	299	0.0	....	0.0	....	0.0	0.0	46.1	22.7	10.4	3.3	0.0	0.1
Western Hem. n.s.	399	0.1	0.0	0.1	0.0	0.1	0.2	0.0	0.0	0.0	0.0	0.0	0.0
<b>Other Countries n.i.e</b>	<b>910</b>	<b>0.4</b>	<b>0.1</b>	<b>....</b>	<b>0.6</b>	<b>0.3</b>	<b>0.4</b>	<b>11.1</b>	<b>0.0</b>	<b>0.0</b>	<b>0.0</b>	<b>0.0</b>	<b>0.0</b>
Cuba	928	0.4	0.1	....	0.6	0.3	0.4	11.1	0.0	0.0	0.0	0.0	0.0
<b>Countries &amp; Areas n.s.</b>	<b>898</b>	<b>....</b>	<b>....</b>	<b>....</b>	<b>....</b>	<b>....</b>	<b>....</b>	<b>0.0</b>	<b>....</b>	<b>0.0</b>	<b>....</b>	<b>....</b>	<b>....</b>
<b>Memorandum Items</b>													
Africa	605	121.2	30.2	25.9	14.9	14.2	19.2	38.7	10.2	14.0	21.9	6.4	7.8
Middle East	405	13.4	7.2	3.8	1.7	1.3	2.3	7.2	2.2	1.9	2.2	52.0	4.2
European Union	998	3,482.8	793.6	824.3	783.5	849.6	770.2	2,575.9	656.2	687.6	638.5	844.1	727.6
Export earnings: fuel	080	208.3	55.8	34.7	14.3	18.2	26.8	74.1	30.0	18.3	9.2	55.9	7.3
Export earnings: nonfuel	092	4,533.7	1,062.3	1,099.9	1,017.2	1,133.6	1,081.0	5,235.3	1,271.2	1,299.1	1,300.2	1,496.5	1,408.7

# India (534)

In Millions of U.S. Dollars

		Exports (FOB)						Imports (CIF)					
		2015	2015Q3	2015Q4	2016Q1	2016Q2	2016Q3	2015	2015Q3	2015Q4	2016Q1	2016Q2	2016Q3
IFS World		267,778.4	66,735.0	63,610.4	64,956.5	66,052.4	66,147.3	393,799.9	102,389.5	95,141.2	83,595.8	85,180.4	89,887.6
World	001	266,169.9	65,967.6	62,990.4	64,316.7	65,276.5	65,214.6	392,237.3	102,038.2	94,590.2	82,873.7	85,131.0	89,475.8
Advanced Economies	110	123,214.6	31,214.5	29,239.5	30,881.9	30,740.4	32,092.0	141,257.9	36,453.2	35,256.8	31,875.9	30,557.3	30,782.6
Euro Area	163	32,245.4	8,182.1	7,642.6	8,513.9	8,061.5	8,377.6	35,116.9	8,690.4	8,222.6	8,346.2	8,635.2	8,269.3
Austria	122	330.0	84.8	73.4	99.7	98.1	97.4	782.9	219.3	199.4	217.3	209.3	241.4
Belgium	124	5,022.8	1,213.9	1,170.6	1,431.8	1,301.6	1,359.4	8,363.9	1,764.3	1,939.4	2,123.4	2,042.9	1,917.5
Cyprus	423	60.1	17.8	15.1	12.3	14.6	34.1	50.2	4.6	35.1	3.4	47.8	3.0
Estonia	939	70.1	16.2	18.9	14.4	23.7	23.3	159.1	40.0	16.4	15.0	26.9	30.1
Finland	172	244.1	62.1	56.2	69.2	60.6	67.1	991.0	251.5	227.9	224.4	204.4	255.6
France	132	4,828.6	1,110.0	1,166.4	1,168.3	1,219.3	1,270.6	3,439.7	769.1	699.7	840.4	1,239.3	787.3
Germany	134	7,033.9	1,794.4	1,662.5	1,912.0	1,754.2	1,758.3	11,895.5	3,069.5	2,935.2	2,928.3	2,754.5	2,890.9
Greece	174	319.3	69.9	75.3	106.0	98.6	75.9	115.2	31.2	16.7	22.3	14.8	30.0
Ireland	178	544.8	125.6	117.8	141.4	114.5	124.2	554.9	123.6	162.7	128.7	113.3	121.3
Italy	136	4,241.9	1,032.1	1,000.3	1,153.3	1,107.6	1,103.9	4,113.9	1,084.9	974.4	957.9	943.0	1,022.3
Latvia	941	83.8	17.7	17.4	18.9	23.4	20.9	61.9	25.4	6.2	6.0	20.3	6.4
Lithuania	946	84.1	21.7	20.9	28.0	22.4	19.1	184.5	96.1	57.4	35.5	47.9	45.3
Luxembourg	137	8.9	2.0	2.6	1.9	3.2	3.0	176.7	134.6	7.5	14.1	9.7	10.8
Malta	181	325.9	217.2	24.7	24.2	26.4	33.2	25.6	6.9	5.7	8.8	8.7	4.3
Netherlands	138	4,923.9	1,349.1	1,197.0	1,166.8	1,119.3	1,297.6	1,936.2	515.0	494.2	404.5	484.0	417.1
Portugal	182	581.4	131.9	175.7	145.6	152.4	158.6	105.9	27.2	25.9	23.7	30.2	44.8
Slovak Republic	936	138.3	36.3	31.3	34.0	37.2	38.3	136.9	15.3	17.1	15.4	21.2	16.3
Slovenia	961	237.9	60.0	48.1	97.6	58.6	77.3	91.0	25.2	20.6	22.0	25.0	30.3
Spain	184	3,165.4	819.3	768.5	888.5	825.9	815.7	1,932.0	486.7	380.9	354.9	391.9	394.5
Australia	193	3,172.9	843.5	746.8	749.0	720.4	708.5	9,468.0	2,359.5	2,263.3	1,851.7	1,680.1	2,268.4
Canada	156	2,093.0	528.3	486.6	501.5	495.5	347.4	3,878.5	1,148.2	1,248.6	938.0	818.4	665.1
China,P.R.: Hong Kong	532	12,218.3	3,120.3	2,529.7	3,316.2	3,339.4	3,627.8	5,911.2	1,653.9	1,461.2	1,592.3	1,918.4	1,903.0
China,P.R.: Macao	546	1.7	0.7	0.7	0.4	0.7	0.4	7.2	2.2	1.8	1.8	1.3	2.2
Czech Republic	935	470.7	108.4	78.8	92.9	265.3	91.3	525.5	131.4	120.8	119.1	137.2	135.6
Denmark	128	677.2	175.1	159.7	195.6	161.3	175.0	412.9	101.3	96.7	126.1	137.2	107.9
Iceland	176	18.7	3.7	6.5	4.8	7.6	4.4	5.4	0.5	0.5	0.5	0.5	0.8
Israel	436	2,924.7	800.0	715.0	679.6	704.9	776.9	2,089.3	457.3	473.0	561.4	513.2	516.6
Japan	158	4,734.9	1,444.0	994.5	1,048.6	885.9	931.6	9,638.1	2,471.0	2,425.3	2,503.7	2,209.3	2,446.1
Korea, Republic of	542	3,683.8	918.0	890.7	788.0	755.9	1,084.5	13,113.1	3,318.5	3,263.7	3,127.4	3,011.9	2,846.2
New Zealand	196	314.6	87.9	74.1	70.8	68.2	87.4	548.7	140.0	156.4	115.6	112.9	151.9
Norway	142	541.2	58.0	45.7	57.0	53.3	68.3	830.2	111.8	225.1	163.1	85.3	71.1
Singapore	576	7,703.0	1,327.4	2,497.9	1,664.1	2,100.4	1,868.4	7,407.6	1,842.4	1,821.0	1,597.9	1,678.7	1,550.5
Sweden	144	695.2	175.8	162.3	178.7	174.9	189.3	1,587.0	407.7	376.4	309.1	273.8	304.9
Switzerland	146	944.6	209.5	210.1	364.5	198.3	204.0	21,085.8	6,028.2	5,792.9	3,115.0	2,813.6	3,160.5
Taiwan Prov.of China	528	1,472.4	393.3	368.7	310.4	380.2	443.6	3,547.2	871.4	846.6	746.1	788.7	763.2
United Kingdom	112	8,902.0	2,349.8	2,063.5	2,200.5	2,186.6	2,209.7	5,384.1	1,388.2	1,397.3	1,065.9	1,041.2	846.3
United States	111	40,400.3	10,488.6	9,565.7	10,145.6	10,180.2	10,895.8	20,701.2	5,329.4	5,063.6	5,595.2	4,700.6	4,773.0
Emerg. & Dev. Economies	200	140,667.6	34,224.3	33,166.4	33,043.1	33,754.4	32,677.2	242,162.6	63,149.9	57,347.1	48,883.7	52,667.4	56,054.7
Emerg. & Dev. Asia	505	43,847.2	9,777.9	10,413.4	10,415.0	10,288.5	9,651.9	98,294.5	25,749.2	24,207.2	22,679.9	22,034.3	24,291.2
American Samoa	859	0.3	0.0	0.1	0.0	....	....	1.2	0.1	0.9	....	0.0	....
Bangladesh	513	5,727.4	1,375.4	1,387.8	1,488.7	1,442.5	1,281.3	651.3	198.0	165.5	161.8	222.9	155.2
Bhutan	514	415.9	106.1	130.0	91.2	143.0	101.4	245.6	145.6	33.0	32.4	63.6	92.1
Brunei Darussalam	516	30.5	6.5	7.6	6.4	9.7	10.6	607.9	183.1	117.3	70.9	134.0	100.4
Cambodia	522	145.8	32.4	35.7	36.5	21.9	23.4	42.4	14.3	19.5	16.5	6.0	12.3
China,P.R.: Mainland	924	9,689.9	2,236.2	2,312.7	2,054.0	2,054.2	1,909.6	61,592.8	16,921.9	15,543.2	14,995.7	13,525.7	15,716.5
Fiji	819	45.8	12.3	12.1	8.1	13.1	17.1	1.3	0.1	0.1	0.1	0.1	0.2
F.T. French Polynesia	887	3.7	1.3	0.8	1.1	0.9	1.1	0.0	0.0	0.0	....	0.0	....
F.T. New Caledonia	839	5.6	1.0	1.3	1.0	1.9	1.7	31.9	7.7	10.7	20.6	5.6	10.1
Guam	829	0.5	0.0	0.1	0.1	0.1	0.1	....	....	....	....	....	....
Indonesia	536	2,953.3	706.7	665.3	688.4	840.8	634.6	13,883.3	2,846.3	3,409.3	2,823.7	2,797.4	2,970.4
Kiribati	826	1.2	0.2	0.2	0.1	0.4	0.1	....	....	....	....	....	....
Lao People's Dem.Rep	544	51.6	11.4	10.8	4.2	10.0	4.5	143.1	51.5	22.0	60.7	34.1	21.6
Malaysia	548	4,940.7	919.5	800.7	729.1	962.7	1,139.1	9,563.2	2,430.3	2,343.2	2,014.9	2,232.3	2,293.1
Maldives	556	168.9	43.2	42.1	45.1	42.9	45.8	5.1	1.0	2.0	0.4	0.6	4.4
Mongolia	948	8.3	1.6	1.6	1.9	2.1	2.2	4.6	0.8	1.5	0.7	0.5	0.9
Myanmar	518	864.2	152.4	348.8	421.4	199.9	248.4	1,023.7	307.1	126.6	174.7	412.4	327.2

# India (534)

In Millions of U.S. Dollars

		Exports (FOB)						Imports (CIF)					
		2015	2015Q3	2015Q4	2016Q1	2016Q2	2016Q3	2015	2015Q3	2015Q4	2016Q1	2016Q2	2016Q3
Nauru	836	0.0	0.0	0.0	....	....	....	10.8	....	5.8	0.0	0.0	....
Nepal	558	3,310.6	788.7	445.1	1,172.9	1,266.5	986.8	504.9	106.1	82.5	107.7	105.3	103.3
Palau	565	0.0	0.0	0.0	0.0	0.0	....	3.7	3.7	....	....	....	....
Papua New Guinea	853	39.6	9.5	6.3	10.1	9.1	11.1	190.2	55.0	28.3	15.0	38.5	27.6
Philippines	566	1,309.0	321.8	352.5	394.7	390.2	328.7	519.2	119.0	124.9	109.4	99.1	126.9
Samoa	862	1.6	0.2	0.6	0.9	0.4	0.5	0.9	0.0	0.7	1.5	6.2	0.1
Solomon Islands	813	5.0	0.6	0.4	1.3	0.9	0.7	68.3	9.7	33.9	11.4	12.0	7.9
Sri Lanka	524	5,526.2	1,010.1	1,189.5	1,315.5	953.8	680.4	853.9	187.2	168.0	180.3	133.2	161.2
Thailand	578	3,154.5	766.6	682.1	779.7	652.8	716.8	5,659.8	1,463.1	1,322.1	1,261.9	1,377.6	1,349.0
Timor-Leste	537	2.9	0.9	0.9	0.9	0.3	0.2	0.1	0.0	....	....	0.0	....
Tonga	866	1.0	0.3	0.2	0.1	0.4	0.1	0.0	....	0.0	....	0.0	....
Tuvalu	869	0.1	0.0	0.0	....	0.0	0.0	0.0	0.0	....	....	....	....
Vanuatu	846	2.0	0.6	0.5	0.4	0.6	0.5	0.0	0.0	0.0	0.2	....	....
Vietnam	582	5,337.7	1,271.9	1,893.0	1,160.6	1,266.6	1,505.1	2,683.8	697.1	645.4	619.3	818.4	810.6
Asia n.s.	598	103.5	0.4	84.4	0.4	0.8	0.1	1.5	0.4	0.7	0.1	8.8	0.3
<b>Europe</b>	<b>170</b>	<b>9,869.6</b>	<b>2,419.5</b>	<b>2,555.2</b>	<b>2,589.1</b>	<b>2,882.6</b>	<b>2,785.3</b>	<b>9,340.2</b>	<b>2,503.9</b>	<b>2,170.9</b>	<b>2,084.9</b>	<b>2,494.8</b>	<b>2,463.0</b>
<b>Emerg. &amp; Dev. Europe</b>	<b>903</b>	<b>7,371.8</b>	<b>1,808.8</b>	<b>1,953.8</b>	<b>1,963.7</b>	<b>2,164.6</b>	<b>2,166.9</b>	<b>2,259.0</b>	<b>561.2</b>	<b>504.0</b>	<b>505.5</b>	<b>673.3</b>	<b>607.0</b>
Albania	914	21.9	6.8	5.6	6.8	8.1	6.3	12.0	3.4	7.8	5.5	0.4	0.9
Bosnia and Herzegovina	963	17.9	4.8	5.0	6.0	2.8	3.5	3.5	1.5	0.7	1.1	0.8	1.4
Bulgaria	918	188.3	46.2	31.0	29.6	121.4	38.9	88.3	25.5	24.1	25.2	27.1	34.2
Croatia	960	116.6	26.7	31.3	29.6	31.0	27.6	26.5	9.5	5.3	11.0	3.5	3.2
Faroe Islands	816	1.3	0.6	0.1	0.5	....	0.2	0.1	....	....	....	....	....
Gibraltar	823	962.3	238.2	422.3	365.4	404.9	441.0	....	....	....	....	....	....
Hungary	944	345.4	91.0	79.7	86.1	97.3	103.6	250.3	70.7	55.9	52.9	43.9	51.1
Macedonia, FYR	962	13.8	2.9	3.4	3.2	3.8	2.9	7.4	0.0	0.0	3.0	6.7	5.8
Montenegro	943	23.1	5.5	4.4	10.0	6.4	10.2	1.2	0.0	....	0.0	0.0	....
Poland	964	999.6	261.9	233.5	288.0	288.7	288.8	572.6	145.8	143.6	150.9	155.4	158.2
Romania	968	253.3	73.2	56.8	66.8	68.4	63.0	290.7	84.6	74.2	75.1	75.3	81.7
Serbia, Republic of	942	13.7	2.9	10.7	9.4	13.0	13.1	2.0	....	2.0	4.4	7.8	8.7
Turkey	186	4,407.5	1,046.3	1,067.9	1,061.4	1,118.7	1,167.9	997.0	219.2	188.5	176.4	352.4	261.8
<b>CIS</b>	<b>901</b>	<b>2,497.8</b>	<b>610.7</b>	<b>601.4</b>	<b>625.3</b>	<b>718.0</b>	<b>618.4</b>	<b>7,075.9</b>	<b>1,942.7</b>	<b>1,666.9</b>	<b>1,579.4</b>	<b>1,821.5</b>	<b>1,856.0</b>
Armenia	911	37.5	7.8	4.0	7.6	9.3	8.5	14.1	13.4	0.1	0.3	0.5	0.4
Azerbaijan, Rep. of	912	60.1	12.8	9.0	4.1	6.1	5.4	83.7	1.5	8.8	1.3	45.1	129.2
Belarus	913	34.4	7.4	7.7	12.4	10.7	7.7	163.6	46.6	12.9	30.2	20.0	58.8
Georgia	915	73.1	19.2	20.6	25.5	32.1	22.4	21.4	13.3	2.3	5.9	9.4	5.9
Kazakhstan	916	169.0	38.3	37.6	38.8	26.9	29.1	336.8	145.5	70.6	53.7	116.5	21.0
Kyrgyz Republic	917	30.1	5.5	5.1	5.7	7.6	7.1	1.6	0.2	0.7	0.6	0.3	0.1
Moldova	921	8.1	2.1	1.8	1.7	1.6	1.8	4.9	0.4	4.1	0.0	0.1	0.4
Russian Federation	922	1,610.9	402.3	409.7	421.7	510.5	422.1	4,530.6	1,209.8	1,138.8	1,008.4	1,240.0	1,144.4
Tajikistan	923	31.6	5.9	5.2	5.1	4.5	4.9	9.8	3.3	1.2	1.3	2.6	7.8
Turkmenistan	925	80.7	25.5	13.2	12.1	17.5	15.4	46.6	39.5	3.1	2.2	3.2	11.4
Ukraine	926	251.6	63.4	63.3	66.3	68.0	74.9	1,806.1	452.6	415.4	461.6	377.8	461.8
Uzbekistan	927	110.7	20.4	24.4	24.3	23.3	19.1	56.8	16.6	9.0	13.8	6.0	14.9
Europe n.s.	884	0.1	0.0	0.0	0.1	0.0	0.1	5.3	0.0	....	....	....	....
<b>Mid East, N Africa, Pak</b>	<b>440</b>	<b>55,696.1</b>	<b>14,012.0</b>	<b>12,974.5</b>	<b>13,338.9</b>	<b>13,950.3</b>	<b>12,912.5</b>	<b>81,973.9</b>	<b>20,821.9</b>	<b>18,733.2</b>	<b>15,304.4</b>	<b>18,852.2</b>	<b>19,219.0</b>
Afghanistan, I.R. of	512	533.5	163.6	126.9	96.6	121.7	131.4	315.5	68.2	129.2	69.4	46.0	62.4
Algeria	612	853.4	207.1	152.2	172.9	257.5	221.0	286.9	154.1	57.0	72.7	174.1	179.8
Bahrain, Kingdom of	419	653.9	105.3	226.9	107.8	108.0	150.1	355.1	80.3	104.0	85.2	114.0	61.0
Djibouti	611	204.9	69.5	37.0	48.9	70.6	87.3	1.7	0.3	0.2	0.2	0.3	1.1
Egypt	469	2,348.8	663.4	484.1	561.3	562.9	523.0	1,467.7	383.1	228.5	136.4	307.3	286.3
Iran, I.R. of	429	3,164.8	656.1	730.8	630.0	699.0	547.7	6,245.4	1,597.0	1,312.1	1,177.8	1,812.7	2,515.7
Iraq	433	1,136.7	303.2	219.2	162.3	246.6	264.2	11,322.4	2,983.7	2,584.5	1,925.1	2,912.1	2,580.5
Jordan	439	570.8	105.2	131.2	101.7	125.9	81.6	882.2	187.5	248.7	184.3	251.5	207.7
Kuwait	443	1,216.7	291.5	267.8	334.4	360.3	354.7	5,961.4	1,130.3	1,210.6	950.6	1,113.6	934.0
Lebanon	446	244.5	68.1	63.3	58.1	49.2	51.1	28.2	8.0	4.8	6.6	8.9	9.3
Libya	672	122.7	28.6	26.9	31.8	29.1	40.5	9.4	1.9	1.0	0.3	0.2	2.7
Mauritania	682	58.0	13.1	17.6	14.6	19.3	14.3	28.8	4.6	5.0	4.9	2.0	4.4
Morocco	686	328.6	78.8	100.6	94.5	91.6	84.4	1,097.1	299.9	314.5	207.3	249.9	199.3
Oman	449	1,987.2	515.0	458.9	716.0	476.5	596.2	1,595.1	398.4	505.4	336.6	432.9	258.1
Pakistan	564	2,007.6	367.7	818.6	524.1	425.4	317.2	456.4	135.8	115.2	97.2	92.3	145.5

# India (534)

In Millions of U.S. Dollars

		Exports (FOB)						Imports (CIF)					
		2015	2015Q3	2015Q4	2016Q1	2016Q2	2016Q3	2015	2015Q3	2015Q4	2016Q1	2016Q2	2016Q3
Qatar	453	945.2	238.9	208.3	200.2	192.9	186.1	9,664.5	2,386.3	2,141.9	1,964.2	1,596.7	2,026.2
Saudi Arabia	456	6,944.1	1,938.6	1,600.7	1,286.0	1,386.2	1,261.6	21,258.7	5,501.8	4,933.7	4,012.2	4,652.5	4,871.3
Somalia	726	418.9	112.5	96.1	142.1	129.1	114.8	16.5	6.8	2.4	0.7	6.4	6.4
Sudan	732	823.5	205.0	148.7	199.2	200.8	206.0	188.9	64.0	16.1	19.7	60.9	45.8
Syrian Arab Republic	463	138.6	35.4	27.1	38.9	24.8	27.2	35.8	9.9	10.6	10.8	4.4	9.6
Tunisia	744	213.8	49.5	59.0	64.0	71.8	57.4	115.2	33.7	38.7	54.0	52.8	28.9
United Arab Emirates	466	30,315.9	7,709.5	6,850.2	7,620.3	8,189.8	7,490.3	20,456.4	5,385.4	4,768.8	3,987.3	4,959.4	4,781.5
Yemen, Republic of	474	463.8	86.4	122.6	133.3	111.3	104.5	184.8	1.0	0.3	0.8	1.3	1.3
<b>Sub-Saharan Africa</b>	<b>603</b>	<b>20,318.9</b>	<b>5,279.1</b>	<b>4,758.8</b>	<b>4,308.0</b>	<b>4,205.6</b>	<b>4,536.6</b>	<b>30,631.1</b>	<b>8,250.6</b>	<b>6,905.6</b>	<b>5,027.3</b>	<b>5,108.8</b>	<b>5,648.0</b>
Angola	614	272.5	61.6	55.8	36.9	23.5	35.4	3,180.2	933.5	579.2	375.1	336.2	650.3
Benin	638	406.4	142.0	107.7	95.1	161.7	119.0	278.2	114.5	29.0	16.1	57.7	110.8
Botswana	616	45.1	7.4	8.7	14.3	11.3	25.1	568.4	85.3	89.2	150.4	217.0	249.5
Burkina Faso	748	99.0	21.5	28.6	36.6	24.7	31.7	276.8	51.6	64.1	33.4	11.9	49.1
Burundi	618	29.9	8.1	6.7	7.9	7.2	9.1	0.2	....	....	0.0	0.8	0.2
Cabo Verde	624	1.5	0.3	0.3	0.5	0.4	0.2	3.1	0.9	0.6	0.5	0.4	0.4
Cameroon	622	213.9	61.6	35.6	44.1	30.6	33.2	750.6	83.9	141.3	74.7	108.5	102.1
Central African Rep.	626	8.9	2.5	2.8	2.5	1.2	4.5	0.6	0.1	0.1	0.3	0.2	0.1
Chad	628	52.9	6.7	14.0	7.0	7.2	12.1	367.8	138.9	76.2	1.5	23.1	113.4
Comoros	632	15.9	3.6	3.3	5.5	6.0	4.6	12.7	0.7	9.2	3.9	1.9	2.0
Congo, Dem. Rep. of	636	322.4	89.7	78.8	79.9	55.5	51.5	104.4	15.6	6.0	5.5	21.4	15.0
Congo, Republic of	634	207.6	55.0	32.3	38.4	44.0	34.1	307.0	51.6	51.2	4.8	32.8	79.3
Côte d'Ivoire	662	384.7	133.9	88.7	94.6	89.9	76.4	569.6	292.5	48.6	30.1	154.6	208.8
Equatorial Guinea	642	14.0	4.8	4.1	7.1	3.1	2.6	419.1	148.5	98.5	148.3	308.3	379.0
Eritrea	643	7.1	0.9	0.7	2.3	0.9	0.7	169.4	39.0	53.7	27.9	34.2	0.6
Ethiopia	644	764.0	199.7	191.9	222.3	221.8	217.2	60.3	12.8	12.6	17.0	16.6	27.6
Gabon	646	37.8	11.1	9.2	9.2	14.0	9.2	115.3	48.9	29.8	9.4	39.1	5.8
Gambia, The	648	55.8	12.2	13.1	21.0	10.4	14.7	31.7	22.4	5.6	0.7	2.1	31.5
Ghana	652	642.9	168.4	146.6	174.3	197.9	190.3	3,217.0	834.8	843.4	358.9	153.4	115.0
Guinea	656	277.9	80.9	41.4	80.9	103.6	77.6	476.7	58.2	71.1	62.1	61.8	67.0
Guinea-Bissau	654	11.6	4.6	3.6	5.0	3.6	4.1	197.8	131.3	66.1	0.6	0.1	142.7
Kenya	664	3,051.0	633.7	812.1	662.6	489.4	537.1	111.8	32.0	29.9	40.5	33.2	25.5
Lesotho	666	33.0	9.6	5.5	6.5	12.2	4.3	5.1	2.2	0.6	0.1	1.2	4.1
Liberia	668	160.2	48.0	13.8	29.4	30.2	54.0	83.6	4.0	3.0	1.4	1.5	1.4
Madagascar	674	194.5	64.4	63.0	36.0	33.3	43.1	129.2	20.9	33.7	53.0	28.7	21.3
Malawi	676	177.9	56.1	34.5	44.9	28.0	51.5	66.6	12.2	43.1	5.3	2.1	9.3
Mali	678	105.6	29.5	23.4	31.7	23.9	25.5	152.4	43.7	83.3	95.9	38.7	39.1
Mauritius	684	936.5	206.5	190.8	162.1	233.2	123.3	20.1	5.8	5.2	4.6	5.4	5.4
Mozambique	688	1,402.6	439.9	281.3	178.4	169.4	333.5	374.6	72.9	119.4	81.0	104.3	49.7
Namibia	728	68.1	28.8	13.2	18.3	24.6	12.5	12.4	2.8	2.7	1.9	8.6	3.0
Niger	692	65.9	20.8	19.9	27.2	22.0	16.7	0.2	0.2	0.0	0.1	0.0	....
Nigeria	694	2,286.5	593.0	609.6	457.3	416.7	430.3	10,220.3	2,920.3	2,351.4	1,700.8	1,649.6	1,792.1
Rwanda	714	125.1	25.0	24.5	18.9	29.7	20.7	1.9	0.4	0.3	0.1	0.1	0.4
São Tomé & Príncipe	716	1.0	0.4	0.3	0.1	0.2	0.1	0.0	....	....	....	....	....
Senegal	722	522.9	127.5	114.3	155.9	160.0	173.7	227.4	96.6	42.2	73.2	52.9	130.5
Seychelles	718	31.4	8.0	9.3	10.0	9.8	8.3	0.8	0.1	0.3	0.1	0.4	0.1
Sierra Leone	724	95.9	20.0	20.6	21.5	19.2	18.6	20.1	4.3	2.8	3.5	2.6	4.5
South Africa	199	3,854.9	1,003.1	840.8	728.9	752.9	854.1	6,327.9	1,609.0	1,386.3	1,169.4	1,201.3	917.4
South Sudan, Rep. of	733	....	....	....	....	....	....	....	....	....	....	....	0.1
Swaziland	734	67.1	21.8	6.5	10.5	8.3	8.1	41.6	2.3	19.2	9.4	5.5	2.5
Tanzania	738	1,672.0	371.6	428.8	302.2	460.6	508.9	1,007.0	144.1	302.2	279.5	82.0	53.5
Togo	742	455.6	194.7	92.5	188.6	51.5	138.3	257.4	67.2	48.5	6.8	46.9	44.1
Uganda	746	568.9	135.3	151.4	148.3	118.2	120.7	37.2	11.6	9.9	16.0	17.9	21.2
Zambia	754	334.3	96.8	85.5	50.6	66.0	68.5	404.2	129.1	138.1	154.3	237.5	166.0
Zimbabwe	698	235.6	68.1	43.0	32.6	28.0	31.9	22.5	3.9	8.1	9.1	6.4	6.4
Africa n.s.	799	0.2	0.0	0.1	0.0	....	....	....	....	....	....	....	....
<b>Western Hemisphere</b>	<b>205</b>	<b>10,935.8</b>	<b>2,735.7</b>	<b>2,464.5</b>	<b>2,392.2</b>	<b>2,427.4</b>	<b>2,790.9</b>	<b>21,922.8</b>	<b>5,824.2</b>	<b>5,330.2</b>	<b>3,787.2</b>	<b>4,177.3</b>	<b>4,433.6</b>
Antigua and Barbuda	311	2.6	0.6	0.8	0.5	0.5	0.5	0.1	....	....	....	....	....
Argentina	213	515.3	155.2	117.9	132.2	115.5	146.2	2,215.1	692.3	734.2	670.8	666.2	701.1
Aruba	314	6.5	1.6	1.9	1.7	1.8	2.2	0.2	0.1	0.0	0.1	0.8	3.2
Bahamas, The	313	12.2	0.9	8.9	1.3	0.9	1.9	77.3	0.1	77.0	0.1	0.1	0.1

# India (534)

In Millions of U.S. Dollars

		Exports (FOB)						Imports (CIF)					
		2015	2015Q3	2015Q4	2016Q1	2016Q2	2016Q3	2015	2015Q3	2015Q4	2016Q1	2016Q2	2016Q3
Barbados	316	9.8	3.3	2.2	2.8	2.7	3.3	0.2	0.0	0.0	0.0	0.1	0.0
Belize	339	16.1	2.7	4.6	3.8	3.9	3.8	0.5	0.0	0.1	0.0	0.1	0.2
Bermuda	319	2.4	0.6	0.4	0.7	0.7	0.9	0.0	....	0.0	....	0.0	....
Bolivia	218	75.6	19.4	18.2	16.0	18.0	19.0	187.7	84.4	85.0	54.4	4.4	3.1
Brazil	223	3,086.6	772.2	518.0	490.5	565.6	639.0	4,134.2	1,226.2	1,035.3	769.0	790.7	716.3
Chile	228	666.4	184.3	189.6	158.5	145.6	175.1	2,307.6	587.8	466.7	290.6	361.0	308.4
Colombia	233	972.1	232.8	232.8	185.3	196.8	186.0	879.5	163.5	247.9	117.1	152.0	75.6
Costa Rica	238	124.6	33.5	39.1	33.3	33.2	43.4	69.2	22.3	7.1	8.9	16.5	21.0
Dominica	321	1.7	0.4	0.2	0.4	0.7	0.8	0.1	0.0	0.0	0.0	....	0.0
Dominican Republic	243	162.3	40.0	50.6	48.3	43.1	65.6	600.7	193.2	141.5	86.3	191.5	146.0
Ecuador	248	173.6	41.3	38.0	29.0	39.2	44.1	640.0	327.8	36.7	27.1	100.4	33.6
El Salvador	253	69.1	19.8	17.0	15.2	16.2	14.6	8.9	1.4	1.4	0.9	1.0	1.1
Falkland Islands	323	0.0	....	....	....	....	....	2.0	0.2	....	....	....	....
Greenland	326	8.9	5.8	0.6	....	....	....	0.2	0.0	0.1	0.0	....	....
Grenada	328	1.8	0.7	0.6	0.2	0.6	1.1	....	....	....	....	....	....
Guatemala	258	255.0	66.8	65.4	61.4	56.8	63.7	13.7	3.1	2.0	2.4	8.3	3.3
Guyana	336	24.9	7.3	5.2	4.6	3.4	5.1	16.5	5.7	5.1	5.2	4.5	2.7
Haiti	263	75.7	12.7	15.5	14.1	14.6	18.0	2.9	0.6	0.7	0.9	1.2	0.8
Honduras	268	171.2	44.5	34.6	36.9	35.1	35.5	17.9	5.4	3.4	2.4	13.3	2.4
Jamaica	343	41.2	11.4	10.3	9.4	10.9	11.9	1.3	0.2	0.2	0.6	0.1	0.3
Mexico	273	2,769.2	650.1	710.2	819.9	780.4	885.3	2,732.4	645.9	669.6	371.2	355.9	650.2
Netherlands Antilles	353	39.1	13.1	5.1	8.3	9.8	12.0	14.6	4.1	3.6	47.5	33.9	29.2
Nicaragua	278	77.1	23.4	18.9	21.6	21.4	28.2	3.7	1.4	0.8	0.5	0.7	0.8
Panama	283	241.2	52.5	55.0	47.4	47.6	66.1	74.2	37.3	16.0	4.2	11.7	10.4
Paraguay	288	112.8	28.6	29.3	22.0	22.6	37.4	114.3	30.6	33.3	30.2	11.8	79.2
Peru	293	756.0	192.5	186.4	154.0	167.4	188.7	740.9	187.4	302.8	216.0	222.3	169.0
St. Kitts and Nevis	361	2.1	0.8	0.6	0.5	0.6	1.2	0.2	0.0	0.1	0.0	0.0	....
St. Lucia	362	2.7	0.6	1.0	0.8	1.0	1.0	0.3	0.1	0.0	0.2	0.1	0.0
St. Vincent & Grens.	364	0.6	0.1	0.2	0.1	0.3	0.2	0.0	0.0	....	....	....	....
Suriname	366	16.5	4.6	2.9	1.9	2.9	2.6	221.3	5.3	5.3	4.9	5.5	8.0
Trinidad and Tobago	369	112.4	27.9	19.7	20.2	17.4	24.2	83.9	25.3	24.4	41.4	1.2	28.9
Uruguay	298	165.6	46.2	35.1	22.1	31.2	45.1	18.6	4.8	4.5	4.1	2.6	3.3
Venezuela, Rep. Bol.	299	160.7	36.5	26.6	25.0	17.8	15.5	6,742.1	1,567.3	1,425.4	1,028.9	1,212.9	1,435.3
Western Hem. n.s.	399	4.2	1.1	0.8	2.3	1.6	1.8	0.6	0.0	0.1	1.2	6.5	0.2
<b>Other Countries n.i.e</b>	<b>910</b>	<b>162.3</b>	<b>75.9</b>	<b>29.4</b>	<b>29.0</b>	<b>22.9</b>	<b>20.4</b>	<b>100.8</b>	<b>19.5</b>	<b>17.9</b>	<b>11.7</b>	<b>37.4</b>	<b>26.7</b>
Cuba	928	52.7	16.9	9.6	10.6	8.8	9.9	1.5	0.4	0.3	0.3	0.3	0.3
Korea, Dem. People's Rep.	954	109.5	59.0	19.8	18.4	14.1	10.4	99.2	19.1	17.5	11.5	37.1	26.4
<b>Countries &amp; Areas n.s.</b>	<b>898</b>	<b>2,125.4</b>	<b>453.0</b>	<b>555.1</b>	<b>362.8</b>	<b>758.7</b>	<b>425.1</b>	<b>8,716.1</b>	<b>2,415.7</b>	<b>1,968.4</b>	<b>2,102.4</b>	<b>1,868.8</b>	<b>2,611.8</b>
<b>Memorandum Items</b>													
Africa	605	23,220.0	6,014.6	5,369.9	5,044.1	5,046.3	5,321.8	32,366.3	8,814.0	7,339.5	5,386.9	5,655.2	6,113.6
Middle East	405	50,253.9	12,745.2	11,417.9	11,982.1	12,562.4	11,678.7	79,466.9	20,054.6	18,054.8	14,778.2	18,167.5	18,545.3
European Union	998	44,893.7	11,490.1	10,539.2	11,681.6	11,456.4	11,564.8	44,254.8	11,055.2	10,516.8	10,281.5	10,529.7	9,992.5
Export earnings: fuel	080	54,124.4	13,656.8	12,402.7	12,710.4	13,425.8	12,511.9	106,088.7	27,609.7	23,963.6	19,158.1	23,168.2	24,215.0
Export earnings: nonfuel	092	212,045.4	52,310.8	50,587.6	51,606.3	51,850.7	52,702.7	286,148.7	74,428.5	70,626.6	63,715.6	61,962.8	65,260.7

# Indonesia (536)

In Millions of U.S. Dollars

		Exports (FOB)						Imports (CIF)					
		2015	2015Q3	2015Q4	2016Q1	2016Q2	2016Q3	2015	2015Q3	2015Q4	2016Q1	2016Q2	2016Q3
IFS World		150,358.3	36,895.4	35,134.5	33,602.7	35,964.5	34,776.7	142,691.4	34,039.7	34,750.5	31,944.3	34,049.5	32,598.4
World	001	150,393.2	36,780.9	35,149.4	33,601.6	35,961.4	34,773.7	142,694.8	34,039.7	34,705.7	31,943.1	34,045.9	32,595.2
Advanced Economies	110	82,109.2	20,317.0	18,891.5	19,336.2	20,869.6	20,180.3	71,321.2	17,158.8	16,982.6	14,829.3	16,005.2	15,323.2
Euro Area	163	12,339.4	2,925.8	2,982.4	2,798.7	2,839.7	2,746.0	9,134.6	2,269.8	2,186.3	2,125.3	2,082.5	1,993.8
Austria	122	29.3	9.7	6.2	6.0 r	5.8 r	5.6 r	316.2	76.8	72.4	88.2 r	97.1 r	93.0 r
Belgium	124	1,113.3	259.3	282.3	284.1 r	291.2 r	281.6 r	559.4	139.1	116.4	114.1 r	118.5 r	113.4 r
Cyprus	423	10.1	2.0	3.6	3.1 r	3.6 r	3.5 r	3.0	0.8	0.5	9.2 r	14.3 r	13.7 r
Estonia	939	52.5	11.4	22.5	9.8 r	9.5 r	9.2 r	3.5	0.9	0.9	1.3 r	1.5 r	1.4 r
Finland	172	84.9	21.2	19.9	17.3 r	17.7 r	17.1 r	534.1	167.4	93.7	66.1 r	49.6 r	47.5 r
France	132	1,003.2	257.0	249.6	209.2 r	222.8 r	215.4 r	1,337.7	357.5	346.1	323.5 r	264.0 r	252.7 r
Germany	134	2,663.8	646.8	654.1	632.2 r	651.6 r	630.1 r	3,471.7	790.4	847.2	732.4 r	742.5 r	710.9 r
Greece	174	144.2	25.3	39.9	36.0 r	39.2 r	37.9 r	76.4	14.4	13.9	11.3 r	9.7 r	9.3 r
Ireland	178	60.1	16.0	13.3	14.0 r	15.5 r	15.0 r	103.3	24.4	27.8	27.2 r	27.9 r	26.7 r
Italy	136	1,873.1	447.5	387.3	401.5 r	408.0 r	394.5 r	1,368.2	361.6	310.0	401.3 r	433.4 r	414.9 r
Latvia	941	48.5	11.6	10.4	12.0 r	10.1 r	9.8 r	4.9	2.1	1.0	26.1 r	41.3 r	39.6 r
Lithuania	946	36.0	9.0	8.8	7.0 r	8.0 r	7.7 r	9.6	5.5	1.2	7.2 r	11.1 r	10.6 r
Luxembourg	137	12.4	3.3	4.4	2.2 r	2.8 r	2.7 r	15.9	4.7	3.9	1.7 r	2.3 r	2.2 r
Malta	181	5.0	0.9	2.2	13.0 r	19.4 r	18.7 r	1.0	0.3	0.3	0.3 r	0.3 r	0.2 r
Netherlands	138	3,442.1	718.1	834.8	699.4 r	734.6 r	710.3 r	785.2	206.1	196.4	206.2 r	150.5 r	144.1 r
Portugal	182	143.2	34.6	34.2	37.8 r	38.2 r	36.9 r	44.3	10.9	18.4	6.8 r	7.6 r	7.3 r
Slovak Republic	936	42.9	12.2	19.6	15.7 r	17.4 r	16.8 r	14.8	3.8	4.4	4.5 r	5.1 r	4.9 r
Slovenia	961	93.3	24.5	25.8	27.9 r	18.4 r	17.8 r	12.8	2.3	2.8	3.0 r	3.5 r	3.3 r
Spain	184	1,481.3	415.4	363.7	370.5 r	326.0 r	315.3 r	472.5	100.7	128.8	95.0 r	102.4 r	98.0 r
Australia	193	3,716.8	1,138.1	815.6	858.8 r	1,031.1 r	997.1 r	4,815.8	1,040.4	1,206.6	1,087.6 r	1,336.4 r	1,279.5 r
Canada	156	722.3	186.1	163.0	165.0 r	166.6 r	161.1 r	1,609.3	471.2	304.7	359.9 r	397.5 r	380.6 r
China,P.R.: Hong Kong	532	2,059.4	545.9	452.1	525.7 r	578.6 r	559.5 r	1,817.4	412.1	540.6	367.7 r	384.8 r	368.4 r
China,P.R.: Macao	546	9.6	1.9	3.6	3.7 r	4.9 r	4.7 r	9.2	2.9	3.6	1.6 r	1.1 r	1.0 r
Czech Republic	935	72.2	17.7	16.2	17.4 r	17.1 r	16.5 r	145.4	31.8	32.4	29.5 r	29.7 r	28.4 r
Denmark	128	207.0	41.2	50.0	48.9 r	56.0 r	54.2 r	201.3	51.6	44.6	42.6 r	48.8 r	46.7 r
Iceland	176	0.2	0.1	0.0	0.2 r	0.2 r	0.2 r	0.5	0.1	0.1	0.0 r	0.1 r	0.0 r
Israel	436	116.7	28.5	29.9	32.7 r	37.9 r	36.6 r	77.7	4.7	65.2	6.9 r	3.0 r	2.9 r
Japan	158	18,014.3	4,330.0	4,325.3	4,249.2 r	4,568.4 r	4,417.5 r	13,263.5	3,025.7	3,036.9	3,070.3 r	3,436.5 r	3,290.1 r
Korea, Republic of	542	7,649.6	1,926.8	1,670.5	1,693.0 r	1,698.9 r	1,642.8 r	8,427.2	1,985.4	1,883.9	1,663.4 r	1,793.6 r	1,717.2 r
New Zealand	196	436.3	132.1	108.6	86.1 r	91.7 r	88.7 r	637.0	130.7	135.4	129.5 r	159.3 r	152.5 r
Norway	142	65.7	18.4	12.8	19.3 r	15.6 r	15.1 r	226.3	46.8	103.1	43.5 r	47.3 r	45.3 r
Singapore	576	12,649.9	3,045.9	2,950.8	2,848.8 r	3,195.7 r	3,090.1 r	18,022.5	4,774.0	4,182.9	3,139.5 r	3,417.2 r	3,271.6 r
Sweden	144	146.8	31.0	36.8	36.0 r	34.1 r	33.0 r	691.2	219.3	144.9	127.3 r	124.6 r	119.3 r
Switzerland	146	1,071.7	253.1	68.2	889.4 r	1,313.2 r	1,269.8 r	634.4	210.3	153.0	165.9 r	133.9 r	128.1 r
Taiwan Prov.of China	528	5,037.4	1,313.8	932.5	979.7 r	1,039.2 r	1,004.9 r	3,172.1	678.8	744.9	686.6 r	709.6 r	679.4 r
United Kingdom	112	1,527.1	396.2	358.4	388.3 r	425.8 r	411.8 r	819.2	190.3	231.5	199.1 r	194.3 r	186.0 r
United States	111	16,266.9	3,984.4	3,914.9	3,695.4 r	3,754.8 r	3,630.8 r	7,616.8	1,612.9	1,982.1	1,583.1 r	1,705.1 r	1,632.4 r
Emerg. & Dev. Economies	200	68,276.8	16,462.6	16,254.6	14,259.9	15,086.0	14,587.8	71,251.3	16,849.0	17,696.7	17,077.1	18,001.2	17,234.2
Emerg. & Dev. Asia	505	50,008.7	11,969.0	12,094.1	10,434.4	11,116.0	10,748.8	53,072.8	12,337.0	13,310.6	13,562.3	14,734.6	14,106.8
American Samoa	859	2.1	0.6	0.3	0.1 r	0.1 r	0.1 r	4.7	4.1	0.2	0.0 r	0.0 r	0.0 r
Bangladesh	513	1,340.8	390.8	288.8	388.6 r	440.4 r	425.8 r	59.5	15.0	15.2	16.6 r	18.5 r	17.7 r
Bhutan	514	0.6	0.1	0.1	0.0 r	0.0 r	0.0 r	0.0	0.0	0.0	....	....	....
Brunei Darussalam	516	91.2	16.0	24.5	27.4 r	36.4 r	35.2 r	131.4	40.2	50.6	3.3 r	2.7 r	2.6 r
Cambodia	522	429.7	99.5	112.5	115.8 r	126.8 r	122.6 r	21.1	6.1	5.6	6.7 r	7.4 r	7.0 r
China,P.R.: Mainland	924	15,044.7	3,630.4	3,887.0	3,306.7 r	3,534.8 r	3,418.1 r	29,410.9	6,876.1	7,738.7	7,585.7 r	8,077.2 r	7,733.0 r
Fiji	819	20.5	6.2	5.3	4.1 r	4.5 r	4.3 r	0.7	0.2	0.1	0.5 r	0.8 r	0.7 r
F.T. French Polynesia	887	10.1	1.8	3.8	1.6 r	1.8 r	1.7 r	0.2	0.0	0.1	0.3 r	0.4 r	0.4 r
F.T. New Caledonia	839	12.8	2.4	3.9	2.8 r	2.5 r	2.4 r	0.4	0.1	0.0	0.0 r	....	....
Guam	829	2.1	0.4	0.3	0.3 r	0.2 r	0.2 r	0.0	....	0.0	....	....	....
India	534	11,713.0	2,448.9	2,780.2	2,052.3 r	2,112.3 r	2,042.6 r	2,741.4	609.6	614.7	703.3 r	731.2 r	700.1 r
Kiribati	826	1.8	0.6	0.3	0.4 r	0.5 r	0.4 r	0.0	0.0	....	....	....	....
Lao People's Dem.Rep	544	7.7	2.4	1.7	2.1 r	2.6 r	2.5 r	0.8	....	0.0	0.5 r	0.6 r	0.5 r
Malaysia	548	7,662.0	1,717.5	1,661.6	1,608.8 r	1,727.8 r	1,670.7 r	8,530.7	1,959.0	1,887.3	1,734.1 r	1,959.6 r	1,876.1 r
Maldives	556	32.2	7.7	8.6	7.4 r	6.8 r	6.5 r	....	....	....	0.0 r	0.0 r	0.0 r
Mongolia	948	5.1	1.2	1.7	0.6 r	0.8 r	0.8 r	0.8	0.0	0.5	0.2 r	0.4 r	0.3 r
Myanmar	518	615.7	167.1	170.0	109.1 r	111.2 r	107.5 r	160.4	54.7	38.0	21.5 r	31.9 r	30.6 r

# Indonesia (536)

In Millions of U.S. Dollars

		Exports (FOB)						Imports (CIF)					
		2015	2015Q3	2015Q4	2016Q1	2016Q2	2016Q3	2015	2015Q3	2015Q4	2016Q1	2016Q2	2016Q3
Nauru	836	0.5	0.1	0.2	0.1 r	0.0 r	0.0 r	0.0	....	0.0	....	....	....
Nepal	558	25.7	4.7	2.5	2.4 r	2.0 r	1.9 r	0.0	....	0.0	0.0 r	0.0 r	0.0 r
Palau	565	0.5	0.1	0.1	0.1 r	0.1 r	0.1 r	....	....	....	....	....	....
Papua New Guinea	853	202.3	58.7	36.4	37.2 r	43.4 r	42.0 r	19.6	8.0	4.2	3.9 r	3.5 r	3.3 r
Philippines	566	3,921.3	1,137.1	886.4	891.7 r	941.2 r	910.1 r	683.1	154.9	172.0	188.0 r	184.9 r	177.0 r
Samoa	862	6.7	1.6	1.7	1.5 r	1.5 r	1.4 r	1.5	0.2	1.2	0.6 r	0.0 r	0.0 r
Solomon Islands	813	16.1	3.1	2.0	2.4 r	2.3 r	2.2 r	4.3	2.0	0.2	0.2 r	0.0 r	0.0 r
Sri Lanka	524	341.5	71.1	80.9	55.0 r	54.6 r	52.8 r	41.3	8.1	10.1	11.8 r	14.2 r	13.6 r
Thailand	578	5,530.1	1,424.1	1,220.4	1,154.2 r	1,263.8 r	1,222.0 r	8,083.4	1,968.8	1,932.3	2,417.0 r	2,776.0 r	2,657.7 r
Timor-Leste	537	216.5	49.1	66.7	56.7 r	62.0 r	60.0 r	0.5	0.2	0.1	1.0 r	1.3 r	1.2 r
Tonga	866	3.7	1.3	0.7	0.4 r	0.4 r	0.3 r	0.0	0.0	0.0	....	....	....
Tuvalu	869	0.1	0.0	....	....	....	....	0.0	0.0	....	....	....	....
Vanuatu	846	3.4	1.3	1.0	1.1 r	1.3 r	1.2 r	0.1	0.0	....	....	....	....
Vietnam	582	2,740.2	722.4	843.5	603.1 r	633.6 r	612.6 r	3,161.5	629.5	837.2	863.9 r	924.1 r	884.7 r
Asia n.s.	598	8.2	0.9	0.8	0.4 r	0.4 r	0.3 r	14.2	0.1	2.1	3.1 r	0.0 r	0.0 r
<b>Europe</b>	<b>170</b>	<b>3,170.9</b>	<b>879.7</b>	<b>769.2</b>	<b>737.0</b>	<b>784.7</b>	<b>758.8</b>	<b>3,552.2</b>	<b>868.1</b>	<b>811.1</b>	<b>590.1</b>	<b>550.1</b>	<b>526.7</b>
<b>Emerg. &amp; Dev. Europe</b>	<b>903</b>	<b>1,780.4</b>	<b>422.2</b>	<b>441.7</b>	<b>439.9</b>	<b>459.6</b>	<b>444.4</b>	<b>810.6</b>	<b>246.6</b>	<b>172.7</b>	<b>222.5</b>	<b>245.6</b>	<b>235.1</b>
Albania	914	5.5	1.5	1.8	1.9 r	1.4 r	1.3 r	0.2	0.0	0.0	0.0 r	0.0 r	0.0 r
Bosnia and Herzegovina	963	2.5	0.8	0.7	0.4 r	0.2 r	0.2 r	0.3	0.1	0.1	0.0 r	0.0 r	0.0 r
Bulgaria	918	42.3	12.4	10.6	10.1 r	10.2 r	9.9 r	54.5	10.9	26.2	55.4 r	56.3 r	53.9 r
Croatia	960	28.2	6.5	11.3	15.3 r	18.5 r	17.9 r	17.8	0.9	2.0	1.1 r	1.0 r	1.0 r
Faroe Islands	816	0.0	....	0.0	....	....	....	0.1	....	....	....	....	....
Gibraltar	823	0.0	0.0	0.0	....	....	....	0.0	....	....	....	....	....
Hungary	944	58.3	17.0	12.8	13.6 r	14.5 r	14.1 r	62.2	12.8	26.1	12.4 r	14.5 r	13.9 r
Macedonia, FYR	962	0.9	0.3	0.3	0.1 r	0.1 r	0.1 r	4.7	0.1	0.0	1.3 r	0.0 r	0.0 r
Montenegro	943	2.5	0.6	0.6	0.6 r	0.5 r	0.5 r	0.2	0.0	....	....	....	....
Poland	964	358.9	84.7	96.1	95.4 r	99.5 r	96.2 r	150.4	42.0	39.3	34.9 r	38.3 r	36.7 r
Romania	968	92.6	22.2	23.1	21.7 r	22.5 r	21.8 r	25.1	6.8	6.3	7.4 r	8.0 r	7.7 r
Serbia, Republic of	942	6.2	0.2	0.8	0.6 r	0.7 r	0.7 r	9.1	0.2	2.3	18.9 r	29.7 r	28.4 r
Turkey	186	1,158.8	268.5	279.4	278.2 r	291.5 r	281.9 r	249.8	55.9	70.1	90.3 r	97.6 r	93.5 r
<b>CIS</b>	<b>901</b>	<b>1,390.4</b>	<b>457.5</b>	<b>327.6</b>	<b>297.1</b>	<b>325.1</b>	<b>314.3</b>	<b>2,741.6</b>	<b>621.6</b>	<b>638.4</b>	<b>367.6</b>	<b>304.6</b>	<b>291.6</b>
Armenia	911	2.7	0.7	0.6	0.4 r	0.4 r	0.4 r	0.0	0.0	0.0	0.0 r	0.0 r	0.0 r
Azerbaijan, Rep. of	912	3.3	0.4	0.9	0.3 r	0.3 r	0.3 r	1,284.1	274.7	202.9	42.8 r	0.1 r	0.1 r
Belarus	913	0.5	0.1	0.1	0.1 r	0.0 r	0.0 r	210.9	42.9	43.7	50.4 r	68.2 r	65.3 r
Georgia	915	45.8	9.2	14.6	9.7 r	7.9 r	7.6 r	6.3	0.2	0.2	0.1 r	0.1 r	0.1 r
Kazakhstan	916	3.2	0.8	0.7	0.5 r	0.4 r	0.4 r	13.8	1.6	4.6	4.3 r	4.1 r	4.0 r
Kyrgyz Republic	917	1.0	0.4	0.1	0.2 r	0.3 r	0.2 r	0.8	0.5	0.1	0.2 r	0.3 r	0.3 r
Moldova	921	0.4	0.1	0.1	0.1 r	0.1 r	0.1 r	19.0	2.6	6.7	10.7 r	10.6 r	10.2 r
Russian Federation	922	993.7	330.4	238.5	212.8 r	240.4 r	232.5 r	992.6	251.0	274.0	155.5 r	153.6 r	147.0 r
Tajikistan	923	0.1	....	0.0	....	....	....	0.0	0.0	....	....	....	....
Turkmenistan	925	5.7	0.9	0.5	3.0 r	....	....	8.4	1.1	5.3	1.3 r	....	....
Ukraine	926	328.5	113.7	70.1	69.0 r	74.1 r	71.6 r	198.4	46.1	98.7	100.3 r	64.4 r	61.7 r
Uzbekistan	927	5.6	0.7	1.3	1.1 r	1.3 r	1.2 r	7.3	0.8	2.2	2.0 r	3.2 r	3.0 r
Europe n.s.	884	0.1	0.0	....	....	....	....	0.1	0.0	....	....	....	....
<b>Mid East, N Africa, Pak</b>	<b>440</b>	<b>9,152.0</b>	<b>2,219.8</b>	<b>2,009.2</b>	<b>1,895.3</b>	<b>1,970.9</b>	<b>1,905.8</b>	<b>7,490.6</b>	<b>1,989.2</b>	<b>1,770.5</b>	<b>1,472.9</b>	<b>1,375.7</b>	<b>1,317.1</b>
Afghanistan, I.R. of	512	36.3	7.7	8.3	4.5 r	6.0 r	5.8 r	0.2	....	....	0.0 r	....	....
Algeria	612	173.8	30.5	30.8	24.4 r	28.2 r	27.3 r	282.8	118.5	29.1	49.1 r	0.1 r	0.1 r
Bahrain, Kingdom of	419	52.7	13.4	10.1	9.2 r	9.8 r	9.5 r	23.4	4.5	5.2	6.3 r	8.0 r	7.7 r
Djibouti	611	278.3	76.9	47.5	55.9 r	63.8 r	61.6 r	....	....	....	0.1 r	....	....
Egypt	469	1,197.9	212.0	281.6	217.4 r	201.6 r	195.0 r	243.1	25.2	59.4	139.6 r	144.4 r	138.3 r
Iran, I.R. of	429	216.5	63.6	44.3	22.6 r	23.8 r	23.0 r	56.6	9.1	16.6	12.7 r	14.8 r	14.2 r
Iraq	433	95.1	24.9	26.4	21.6 r	25.9 r	25.0 r	0.2	0.0	0.0	0.1 r	0.1 r	0.1 r
Jordan	439	95.1	21.5	22.6	23.2 r	25.1 r	24.3 r	160.8	38.3	37.9	48.2 r	43.1 r	41.3 r
Kuwait	443	173.9	62.3	30.4	24.3 r	24.2 r	23.4 r	738.7	310.2	174.3	123.0 r	92.3 r	88.3 r
Lebanon	446	83.6	22.2	17.9	22.1 r	22.8 r	22.0 r	3.7	0.4	0.4	0.1 r	0.0 r	0.0 r
Libya	672	28.0	7.0	6.9	5.8 r	5.1 r	4.9 r	0.1	0.0	0.0	0.0 r	0.0 r	0.0 r
Mauritania	682	59.4	14.5	18.1	18.2 r	16.1 r	15.6 r	1.6	0.5	0.1	....	....	....
Morocco	686	87.4	21.0	21.2	29.7 r	30.3 r	29.3 r	126.9	15.7	28.0	23.4 r	25.2 r	24.2 r
Oman	449	211.7	53.8	46.3	49.5 r	53.9 r	52.1 r	144.2	34.5	73.2	11.4 r	7.0 r	6.7 r
Pakistan	564	1,989.6	558.1	470.9	498.8 r	518.6 r	501.5 r	174.5	23.2	63.6	36.6 r	39.7 r	38.0 r



# Indonesia (536)

In Millions of U.S. Dollars

		Exports (FOB)						Imports (CIF)					
		2015	2015Q3	2015Q4	2016Q1	2016Q2	2016Q3	2015	2015Q3	2015Q4	2016Q1	2016Q2	2016Q3
Qatar	453	96.5	19.6	14.2	11.7 r	11.4 r	11.0 r	731.8	185.0	167.7	172.7 r	164.2 r	157.2 r
Saudi Arabia	456	2,060.7	529.5	401.7	314.4 r	329.6 r	318.7 r	3,421.6	903.9	755.4	531.9 r	532.4 r	509.7 r
Somalia	726	30.9	8.9	9.4	8.5 r	8.8 r	8.5 r	0.2	0.0	....	....	....	....
Sudan	732	77.9	19.8	18.3	19.1 r	18.2 r	17.6 r	0.3	0.1	0.0	0.8 r	1.2 r	1.1 r
Syrian Arab Republic	463	32.2	5.2	10.5	4.8 r	4.5 r	4.3 r	1.6	0.4	0.8	0.8 r	1.0 r	0.9 r
Tunisia	744	55.9	16.7	8.8	7.5 r	3.2 r	3.1 r	21.2	2.1	2.9	3.8 r	5.0 r	4.8 r
United Arab Emirates	466	1,926.3	418.1	441.7	434.6 r	447.0 r	432.2 r	1,356.1	317.7	356.0	311.9 r	297.1 r	284.4 r
West Bank and Gaza	487	3.5	0.1	1.2	0.0 r	....	....	0.2	....	....	0.2 r	....	....
Yemen, Republic of	474	88.7	12.3	20.0	67.4 r	93.0 r	89.9 r	0.6	0.0	0.0	0.1 r	0.2 r	0.2 r
<b>Sub-Saharan Africa</b>	<b>603</b>	<b>2,722.8</b>	<b>610.4</b>	<b>594.8</b>	<b>508.7</b>	<b>493.9</b>	<b>477.6</b>	<b>2,829.3</b>	<b>687.6</b>	<b>775.7</b>	<b>358.5</b>	<b>328.4</b>	<b>314.4</b>
Angola	614	137.0	29.7	51.2	14.5 r	6.5 r	6.3 r	640.3	161.5	190.1	0.4 r	0.6 r	0.6 r
Benin	638	153.4	42.5	29.6	50.3 r	57.4 r	55.5 r	32.6	10.3	11.4	12.0 r	13.1 r	12.5 r
Botswana	616	0.2	0.0	0.1	0.0 r	0.0 r	0.0 r	0.0	....	0.0	....	....	....
Burkina Faso	748	10.9	3.7	4.0	4.5 r	5.2 r	5.0 r	49.0	13.5	6.1	5.7 r	4.9 r	4.7 r
Burundi	618	0.2	0.1	0.1	....	....	....	0.0	0.0	....	....	....	....
Cabo Verde	624	0.9	0.3	0.2	0.1 r	0.1 r	0.1 r	3.0	0.1	....	0.0 r	....	....
Cameroon	622	29.6	4.5	6.9	9.0 r	12.4 r	11.9 r	26.5	9.1	2.4	3.1 r	3.9 r	3.8 r
Central African Rep.	626	0.3	0.0	0.1	0.0 r	....	....	6.3	1.7	1.3	1.0 r	1.0 r	1.0 r
Chad	628	0.6	0.3	0.0	0.1 r	0.2 r	0.2 r	0.4	0.3	0.0	0.2 r	0.2 r	0.2 r
Comoros	632	3.1	0.5	0.5	0.5 r	0.5 r	0.5 r	0.0	0.0	....	0.4 r	....	....
Congo, Republic of	634	35.9	10.2	5.8	5.5 r	3.5 r	3.4 r	126.4	0.2	125.4	33.1 r	52.5 r	50.2 r
Côte d'Ivoire	662	53.5	8.3	8.7	7.3 r	6.6 r	6.4 r	122.1	28.9	18.2	16.5 r	15.6 r	14.9 r
Equatorial Guinea	642	4.4	0.9	1.0	0.5 r	0.5 r	0.5 r	68.5	37.0	....	26.7 r	....	....
Eritrea	643	2.0	0.3	0.5	0.1 r	0.2 r	0.1 r	0.0	....	0.0	0.0 r	....	....
Ethiopia	644	45.5	10.5	10.0	11.4 r	13.8 r	13.3 r	11.0	3.5	2.6	8.2 r	9.4 r	9.0 r
Gabon	646	16.7	5.1	4.7	3.0 r	3.4 r	3.3 r	0.3	0.2	0.0	0.1 r	0.1 r	0.1 r
Gambia, The	648	25.3	6.9	6.2	10.5 r	9.0 r	8.7 r	0.0	....	0.0	....	....	....
Ghana	652	158.3	29.3	25.6	26.2 r	27.4 r	26.5 r	22.4	1.9	0.0	0.4 r	0.0 r	0.0 r
Guinea	656	43.8	11.2	15.0	11.0 r	6.5 r	6.3 r	0.3	....	0.3	0.0 r	0.0 r	0.0 r
Guinea-Bissau	654	4.0	1.3	0.3	0.2 r	0.3 r	0.3 r	....	....	....	....	....	....
Kenya	664	187.7	27.6	38.6	39.0 r	38.6 r	37.3 r	12.3	3.3	3.1	2.4 r	2.1 r	2.0 r
Lesotho	666	0.0	....	0.0	0.0 r	....	....	0.1	....	....	....	....	....
Liberia	668	23.3	5.4	5.5	2.3 r	1.6 r	1.6 r	15.0	14.6	0.0	0.0 r	0.0 r	0.0 r
Madagascar	674	44.7	7.7	11.2	12.0 r	13.0 r	12.5 r	6.8	2.9	1.2	2.4 r	2.0 r	1.9 r
Malawi	676	12.7	3.7	2.8	1.6 r	1.7 r	1.6 r	5.2	0.5	1.6	0.7 r	0.4 r	0.4 r
Mali	678	4.4	1.5	0.7	1.5 r	2.0 r	2.0 r	43.8	7.9	6.1	5.5 r	7.0 r	6.7 r
Mauritius	684	55.3	15.1	12.7	10.6 r	10.8 r	10.5 r	1.8	0.5	0.3	0.2 r	0.1 r	0.1 r
Mozambique	688	103.0	13.7	13.5	3.2 r	4.0 r	3.9 r	16.5	9.6	2.7	1.7 r	1.6 r	1.6 r
Namibia	728	1.7	0.6	0.6	0.2 r	0.0 r	0.0 r	7.5	1.4	1.5	1.3 r	1.9 r	1.8 r
Niger	692	7.3	2.1	1.1	1.9 r	2.3 r	2.2 r	0.0	0.0	0.0	0.0 r	....	....
Nigeria	694	445.3	100.4	83.7	80.2 r	73.9 r	71.4 r	1,288.2	314.7	294.9	142.0 r	110.0 r	105.3 r
Rwanda	714	0.4	0.2	0.1	2.6 r	3.3 r	3.2 r	0.0	....	....	0.0 r	....	....
São Tomé & Príncipe	716	0.9	0.3	0.3	0.0 r	0.0 r	0.0 r	0.0	0.0	0.0	....	....	....
Senegal	722	87.6	32.2	24.4	16.8 r	19.5 r	18.8 r	1.7	0.5	0.6	2.8 r	4.1 r	4.0 r
Seychelles	718	3.0	0.6	0.7	0.7 r	0.6 r	0.6 r	5.6	0.5	1.0	0.6 r	0.8 r	0.8 r
Sierra Leone	724	24.3	3.4	6.1	5.7 r	4.3 r	4.1 r	0.2	0.1	0.0	0.0 r	0.0 r	0.0 r
South Africa	199	666.1	152.6	148.1	133.9 r	132.7 r	128.3 r	231.9	48.4	60.8	55.9 r	64.9 r	62.1 r
Swaziland	734	1.2	0.4	0.2	0.3 r	0.2 r	0.2 r	1.0	0.1	0.2	0.3 r	0.3 r	0.3 r
Tanzania	738	214.0	42.9	37.0	30.3 r	19.8 r	19.1 r	21.5	1.8	12.9	8.5 r	5.8 r	5.6 r
Togo	742	103.7	31.1	34.9	8.9 r	10.2 r	9.8 r	16.2	6.4	4.0	1.8 r	2.2 r	2.1 r
Uganda	746	5.9	1.6	1.2	1.5 r	1.6 r	1.5 r	10.2	0.9	2.6	4.0 r	3.9 r	3.7 r
Zambia	754	1.8	0.4	0.5	0.2 r	0.1 r	0.1 r	9.2	1.6	7.6	8.9 r	7.5 r	7.2 r
Zimbabwe	698	2.7	1.1	0.5	0.4 r	0.4 r	0.4 r	25.3	3.5	16.6	11.9 r	12.5 r	11.9 r
Africa n.s.	799	0.2	0.0	0.1	....	....	....	0.3	0.0	0.0	....	....	....
<b>Western Hemisphere</b>	<b>205</b>	<b>3,222.4</b>	<b>783.7</b>	<b>787.4</b>	<b>684.4</b>	<b>720.6</b>	<b>696.8</b>	<b>4,306.3</b>	<b>967.2</b>	<b>1,028.8</b>	<b>1,093.4</b>	<b>1,012.4</b>	<b>969.2</b>
Antigua and Barbuda	311	0.5	0.2	0.0	0.1 r	0.1 r	0.1 r	0.0	0.0	0.0	....	....	....
Argentina	213	237.1	64.7	52.8	44.6 r	45.3 r	43.8 r	1,298.3	335.4	283.3	231.8 r	290.3 r	277.9 r
Aruba	314	0.7	0.1	0.2	0.3 r	0.3 r	0.3 r	....	....	....	....	....	....
Bahamas, The	313	1.0	0.3	0.1	0.3 r	0.4 r	0.4 r	0.1	0.1	0.0	0.0 r	0.0 r	0.0 r
Barbados	316	2.6	0.9	0.5	0.5 r	0.5 r	0.5 r	0.0	0.0	0.0	0.0 r	0.0 r	0.0 r

# Indonesia (536)

In Millions of U.S. Dollars

		Exports (FOB)						Imports (CIF)					
		2015	2015Q3	2015Q4	2016Q1	2016Q2	2016Q3	2015	2015Q3	2015Q4	2016Q1	2016Q2	2016Q3
Belize	339	1.0	0.3	0.2	0.2 r	0.2 r	0.2 r	2.3	0.2	1.5	0.9 r	0.3 r	0.3 r
Bermuda	319	1.2	0.4	0.4	0.5 r	0.6 r	0.5 r	1.5	0.2	0.3	0.4 r	0.4 r	0.4 r
Bolivia	218	16.0	4.4	3.7	1.0 r	1.4 r	1.4 r	0.3	0.0	0.1	0.0 r	0.0 r	0.0 r
Brazil	223	1,166.0	278.3	274.5	243.5 r	270.1 r	261.2 r	2,425.4	505.9	606.2	692.5 r	552.4 r	528.8 r
Chile	228	147.3	34.6	39.7	30.9 r	29.9 r	28.9 r	173.8	36.0	45.6	30.0 r	28.7 r	27.5 r
Colombia	233	130.7	28.9	28.4	31.3 r	30.8 r	29.8 r	6.0	0.9	1.2	2.0 r	2.3 r	2.2 r
Costa Rica	238	27.4	5.8	7.3	5.2 r	4.9 r	4.8 r	2.9	0.3	0.3	0.5 r	0.6 r	0.6 r
Dominica	321	0.9	0.3	0.1	0.1 r	0.1 r	0.1 r	0.2	0.2	0.0	0.2 r	0.1 r	0.1 r
Dominican Republic	243	36.2	9.0	8.7	14.3 r	16.5 r	15.9 r	3.7	0.8	0.4	0.8 r	1.0 r	1.0 r
Ecuador	248	47.5	13.7	12.3	9.6 r	10.9 r	10.5 r	22.7	3.9	6.9	10.2 r	12.9 r	12.3 r
El Salvador	253	14.1	3.6	3.0	2.8 r	3.5 r	3.4 r	1.7	0.0	0.0	0.2 r	0.0 r	0.0 r
Greenland	326	0.0	0.0	0.0	....	....	....	0.3	0.3	....	....	....	....
Grenada	328	0.5	0.1	0.1	0.3 r	0.4 r	0.4 r	....	....	....	....	....	....
Guatemala	258	37.1	8.3	7.7	6.1 r	6.0 r	5.8 r	18.8	0.3	0.1	0.0 r	0.0 r	0.0 r
Guyana	336	1.7	0.4	0.5	0.3 r	0.3 r	0.3 r	0.0	....	0.0	....	....	....
Haiti	263	94.9	19.3	20.5	24.7 r	26.8 r	25.9 r	0.3	0.1	0.0	0.0 r	0.1 r	0.1 r
Honduras	268	10.2	2.2	3.2	2.7 r	3.0 r	2.9 r	1.3	0.3	0.2	0.1 r	0.2 r	0.2 r
Jamaica	343	17.2	6.5	3.6	3.4 r	4.4 r	4.3 r	0.8	0.1	0.0	0.1 r	0.0 r	0.0 r
Mexico	273	824.0	206.1	213.5	195.0 r	194.8 r	188.3 r	197.6	50.7	40.9	44.4 r	42.0 r	40.2 r
Netherlands Antilles	353	3.5	1.1	0.9	0.8 r	1.1 r	1.1 r	2.5	0.8	0.5	0.8 r	1.0 r	1.0 r
Nicaragua	278	10.3	2.2	2.0	2.3 r	2.9 r	2.8 r	0.2	0.0	0.0	0.1 r	0.0 r	0.0 r
Panama	283	117.2	28.0	29.2	12.9 r	14.5 r	14.0 r	44.6	0.0	18.0	8.2 r	13.0 r	12.5 r
Paraguay	288	22.3	5.9	5.8	5.4 r	5.2 r	5.0 r	10.6	2.8	6.2	24.2 r	24.5 r	23.4 r
Peru	293	176.5	41.6	50.6	34.6 r	36.0 r	34.8 r	52.7	8.7	10.9	23.1 r	31.1 r	29.8 r
St. Kitts and Nevis	361	1.9	1.0	0.5	0.1 r	0.1 r	0.1 r	1.3	0.3	0.1	0.0 r	0.0 r	0.0 r
St. Lucia	362	0.7	0.2	0.1	0.1 r	0.0 r	0.0 r	0.1	0.1	0.0	....	....	....
St. Vincent & Grens.	364	0.3	0.1	0.1	0.0 r	0.0 r	0.0 r	0.9	0.4	0.4	....	....	....
Suriname	366	7.5	1.5	3.2	1.0 r	1.1 r	1.1 r	0.0	....	....	....	....	....
Trinidad and Tobago	369	15.6	3.8	3.3	3.2 r	3.5 r	3.4 r	0.5	0.1	0.0	2.5 r	0.0 r	0.0 r
Uruguay	298	28.6	6.8	7.1	4.7 r	3.8 r	3.7 r	17.1	4.7	3.3	17.3 r	8.0 r	7.6 r
Venezuela, Rep. Bol.	299	19.5	2.5	2.3	0.7 r	0.6 r	0.6 r	0.4	0.2	0.0	0.0 r	0.0 r	0.0 r
Western Hem. n.s.	399	2.6	0.8	1.1	0.8 r	0.6 r	0.6 r	17.4	13.3	2.2	2.9 r	3.4 r	3.3 r
<b>Other Countries n.i.e</b>	910	<b>7.1</b>	<b>1.2</b>	<b>3.3</b>	<b>5.5</b>	<b>5.8</b>	<b>5.6</b>	<b>4.6</b>	<b>1.1</b>	<b>1.2</b>	<b>0.5</b>	<b>0.5</b>	<b>0.5</b>
Cuba	928	6.0	1.0	2.7	5.5 r	5.8 r	5.6 r	2.0	0.3	0.7	0.4 r	0.5 r	0.4 r
Korea, Dem. People's Rep.	954	1.0	0.2	0.6	0.1 r	0.0 r	0.0 r	2.6	0.8	0.5	0.1 r	0.1 r	0.1 r
<b>Special Categories</b>	899	....	....	....	....	....	....	<b>117.8</b>	<b>30.8</b>	<b>25.1</b>	<b>36.2 r</b>	<b>38.9 r</b>	<b>37.3 r</b>
<b>Countries &amp; Areas n.s.</b>	898	<b>0.1</b>	<b>0.1</b>	....	....	....	....	....	....	....	....	....	....
<b>Memorandum Items</b>													
Africa	605	3,486.5	798.6	748.9	672.0	662.4	640.5	3,262.4	824.4	835.8	435.7	359.9	344.6
Middle East	405	6,362.5	1,465.7	1,375.9	1,228.7	1,277.7	1,235.5	6,882.7	1,829.1	1,646.9	1,359.0	1,304.5	1,248.9
European Union	998	14,872.8	3,554.7	3,597.6	3,445.4	3,538.1	3,421.2	11,301.6	2,836.2	2,739.6	2,635.0	2,598.0	2,487.3
Export earnings: fuel	080	7,306.9	1,832.9	1,601.2	1,435.8	1,526.6	1,476.2	11,340.9	2,971.1	2,733.6	1,644.6	1,456.6	1,394.6
Export earnings: nonfuel	092	143,086.3	34,948.1	33,548.2	32,165.8	34,434.8	33,297.5	131,353.9	31,068.6	31,972.1	30,298.5	32,589.2	31,200.6

# Iran, Islamic Republic of (429)

In Millions of U.S. Dollars

		Exports (FOB)						Imports (CIF)					
		2015	2015Q3	2015Q4	2016Q1	2016Q2	2016Q3	2015	2015Q3	2015Q4	2016Q1	2016Q2	2016Q3
IFS World		63,000.0	....	....	....	....	....	42,500.0	....	....	....	....	....
World	001	39,703.0	9,764.5	8,560.0	8,039.4	11,250.3	13,138.1	58,556.2	14,068.5	14,318.1	12,578.8	16,672.7	16,517.9
Advanced Economies	110	7,306.5	1,921.5	1,696.7	1,868.2	3,186.6	4,666.6	13,885.8	3,124.5	3,403.6	3,141.2	3,670.2	3,904.9
Euro Area	163	1,192.6	244.2	313.7	368.0	1,122.2	1,941.6	5,604.0	1,323.3	1,562.5	1,385.2	1,739.9	1,767.3
Austria	122	13.3 e	2.9 e	4.8 e	3.9 e	3.6 e	2.9 e	530.2	103.4 r	136.9 r	104.5 r	140.7 r	112.2 r
Belgium	124	72.5 e	12.5 e	25.1 e	35.0 e	19.7 e	31.0 e	417.0	83.6 r	104.6 r	74.8 r	122.5 r	136.0 r
Cyprus	423	0.6 e	0.1 e	0.1 e	0.2 e	0.1 e	0.1 e	179.5	44.6 r	46.1 r	45.3 r	45.0 r	45.1 r
Estonia	939	0.1 e	0.0 e	0.0 e	....	0.0 e	0.0 e	10.4	0.3 r	0.8 r	0.6 r	0.7 r	1.0 r
Finland	172	0.3 e	0.1 e	0.0 e	0.1 e	0.1 e	0.1 e	51.9	6.2 r	10.4 r	23.2 r	17.8 r	23.1 r
France	132	32.1 e	5.6 e	6.3 e	8.4 e	239.7 e	657.5 e	513.7	132.8 r	136.5 r	119.0 r	149.7 r	154.1 r
Germany	134	331.3 e	62.2 e	75.6 e	89.2 e	68.0 e	75.8 e	2,030.1	475.8 r	581.5 r	491.8 r	643.7 r	634.1 r
Greece	174	13.1 e	3.1 e	6.0 e	8.2 e	242.5 e	262.4 e	15.7	4.5 r	3.4 r	3.8 r	5.0 r	7.0 r
Ireland	178	0.5 e	0.3 e	0.1 e	0.2 e	0.0 e	0.1 e	150.6	41.1 r	39.9 r	13.5 r	33.5 r	47.0 r
Italy	136	491.8 e	107.7 e	118.8 e	103.8 e	103.0 e	335.1 e	881.8	209.8 r	253.2 r	223.8 r	269.0 r	297.5 r
Latvia	941	0.3 e	0.2 e	0.0 e	0.1 e	0.0 e	0.0 e	4.4	0.2 r	0.2 r	0.2 r	0.2 r	1.4 r
Lithuania	946	3.6 e	0.8 e	0.9 e	1.7 e	0.7 e	0.8 e	1.9	0.6 r	0.9 r	0.5 r	0.0 r	0.1 r
Luxembourg	137	0.1 e	0.0 e	0.1 e	....	0.0 e	0.0 e	12.9	3.1 r	3.0 r	3.7 r	3.5 r	4.1 r
Malta	181	0.3 e	0.1 e	0.0 e	0.1 e	0.2 e	0.0 e	0.2	0.1 r	0.0 r	0.0 r	....	0.3 r
Netherlands	138	39.2 e	7.7 e	9.5 e	17.0 e	182.2 e	288.2 e	579.4	165.6 r	174.6 r	227.7 r	228.6 r	221.7 r
Portugal	182	27.9 e	3.6 e	14.8 e	11.9 e	16.0 e	7.4 e	33.2	9.0 r	5.8 r	2.9 r	4.4 r	8.1 r
Slovak Republic	936	6.8 e	0.9 e	2.3 e	2.9 e	2.7 e	1.9 e	13.0	3.5 r	4.2 r	2.8 r	5.8 r	2.7 r
Slovenia	961	1.2 e	0.3 e	0.4 e	0.2 e	0.4 e	0.8 e	9.8	2.9 r	3.1 r	3.9 r	2.9 r	4.6 r
Spain	184	157.8 e	36.2 e	48.8 e	84.9 e	243.3 e	277.7 e	168.3	36.1 r	57.4 r	43.2 r	66.9 r	67.2 r
Australia	193	24.4 e	5.9 e	5.4 e	7.9 e	25.0 e	14.9 e	33.3	13.8 r	3.3 r	8.7 r	8.2 r	2.7 r
Canada	156	21.2 e	3.3 e	4.6 e	11.0 e	6.7 e	6.4 e	103.3	4.3 r	70.1 r	37.3 r	9.5 r	10.0 r
China,P.R.: Hong Kong	532	355.2 e	24.3 e	181.5 e	91.1 e	17.3 e	23.2 e	123.3	32.5 r	24.4 r	39.2 r	36.5 r	39.2 r
China,P.R.: Macao	546	0.0 e	....	0.0 e	0.0 e	....	....	....	....	....	....	....	....
Czech Republic	935	3.2 e	1.3 e	0.7 e	1.1 e	0.5 e	0.7 e	18.6	4.8 r	6.0 r	4.2 r	7.2 r	8.0 r
Denmark	128	6.0 e	1.0 e	2.4 e	6.0 e	1.1 e	1.6 e	124.1	33.4 r	37.8 r	48.4 r	47.0 r	50.1 r
Iceland	176	0.6 e	0.2 e	0.2 e	0.2 e	0.2 e	0.2 e	0.4	0.0 r	....	....	0.1 r	0.0 r
Japan	158	3,062.8 e	891.4 e	671.9 e	604.9 e	663.0 e	1,062.2 e	232.7	33.7 r	66.1 r	67.3 r	88.3 r	144.4 r
Korea, Republic of	542	2,233.4 e	682.0 e	360.2 e	613.2 e	958.4 e	1,275.3 e	2,856.4	621.4 r	598.1 r	504.3 r	667.2 r	798.9 r
New Zealand	196	2.7 e	0.7 e	0.5 e	0.9 e	0.9 e	0.7 e	27.2	6.3 r	7.8 r	21.1 r	7.3 r	8.0 r
Norway	142	4.9 e	0.9 e	1.9 e	0.9 e	0.9 e	0.8 e	7.5	2.0 r	2.8 r	4.6 r	5.0 r	3.5 r
San Marino	135	....	....	....	....	....	....	0.1	0.0 r	0.0 r	0.0 r	0.0 r	0.0 r
Singapore	576	9.2 e	1.9 e	2.6 e	40.7 e	135.2 e	178.4 e	765.2	192.0 r	182.3 r	176.6 r	180.3 r	200.8 r
Sweden	144	9.9 e	1.9 e	3.6 e	3.2 e	2.9 e	2.5 e	320.1	59.0 r	41.2 r	70.1 r	64.0 r	51.0 r
Switzerland	146	19.2 e	4.4 e	5.9 e	6.4 e	4.9 e	4.8 e	2,789.7	594.2 r	588.1 r	570.7 r	558.8 r	574.3 r
Taiwan Prov.of China	528	317.1 e	47.2 e	124.9 e	90.2 e	196.5 e	119.0 e	417.9	100.9 r	89.3 r	101.9 r	112.6 r	128.0 r
United Kingdom	112	34.0 e	11.0 e	6.4 e	9.9 e	28.7 e	10.5 e	293.0	76.2 r	65.7 r	71.1 r	125.6 r	93.0 r
United States	111	10.2 e	....	10.2 e	12.5 e	22.3 e	23.8 e	169.0	26.6 r	58.2 r	30.5 r	12.6 r	25.8 r
Emerg. & Dev. Economies	200	32,392.0	7,841.8	6,862.1	6,170.2	8,062.6	8,470.5	35,593.5	8,721.3	8,694.3	7,531.5	10,437.3	10,142.9
Emerg. & Dev. Asia	505	21,248.2	5,355.5	4,238.5	3,698.6	5,611.8	6,085.6	11,882.4	2,984.1	2,706.9	2,253.3	2,791.3	2,691.2
American Samoa	859	....	....	....	....	....	....	0.6	0.2 r	0.2 r	0.1 r	0.2 r	0.2 r
Bangladesh	513	5.5 e	5.3 e	0.1 e	0.1 e	0.1 e	0.1 e	31.8	8.1 r	7.3 r	5.4 r	7.3 r	7.0 r
Brunei Darussalam	516	0.1 e	0.0 e	0.0 e	0.0 e	0.0 e	0.0 e	0.0 e	0.0 e	0.0 e	0.0 e	0.0 e	0.0 e
Cambodia	522	0.2 e	0.1 e	0.1 e	0.1 e	0.1 e	0.1 e	....	....	....	....	....	....
China,P.R.: Mainland	924	15,106.8 e	3,796.2 e	2,960.2 e	2,525.9 e	3,810.8 e	3,645.2 e	8,946.9	2,316.3 r	2,014.8 r	1,639.7 r	2,121.8 r	2,115.6 r
Fiji	819	0.0 e	0.0 e	0.0 e	0.0 e	0.0 e	0.0 e	....	....	....	....	....	....
F.T. French Polynesia	887	0.0 e	0.0 e	0.0 e	0.0 e	0.0 e	0.0 e	....	....	....	....	....	....
F.T. New Caledonia	839	0.1 e	0.0 e	0.0 e	0.0 e	0.0 e	0.0 e	....	....	....	....	....	....
India	534	5,891.9 e	1,506.6 e	1,237.8 e	1,111.2 e	1,710.1 e	2,373.3 e	1,879.0	390.5 r	436.3 r	376.9 r	419.1 r	328.8 r
Indonesia	536	53.4 e	8.6 e	15.6 e	12.0 e	14.0 e	13.4 e	56.3	16.6 r	11.5 r	5.8 r	8.0 r	7.7 r
Malaysia	548	34.5 e	5.4 e	6.3 e	8.8 e	11.2 e	11.9 e	298.0	87.1 r	72.7 r	74.2 r	47.4 r	42.4 r
Maldives	556	0.0 e	0.0 e	0.0 e	0.0 e	0.0 e	0.0 e	....	....	....	....	....	....
Mongolia	948	0.3 e	0.1 e	0.1 e	0.1 e	0.1 e	0.1 e	5.8	1.4 r	1.4 r	1.4 r	1.4 r	1.4 r
Myanmar	518	60.0 e	15.4 e	16.2 e	14.5 e	13.5 e	14.0 e	....	....	....	....	....	....
Nepal	558	0.3 e	0.1 e	0.1 e	0.0 e	0.1 e	0.1 e	0.0	0.0 r	0.0 r	0.0 r	0.0 r	0.0 r
Papua New Guinea	853	....	....	....	....	....	....	0.2 e	0.0 e	0.0 e	0.0 e	0.0 e	0.0 e
Philippines	566	1.8 e	0.4 e	0.1 e	0.2 e	0.2 e	0.2 e	161.5	41.8 r	37.0 r	41.1 r	45.2 r	44.6 r

# Iran, Islamic Republic of (429)

In Millions of U.S. Dollars

		Exports (FOB)						Imports (CIF)					
		2015	2015Q3	2015Q4	2016Q1	2016Q2	2016Q3	2015	2015Q3	2015Q4	2016Q1	2016Q2	2016Q3
Samoa	862	0.0 e	0.0 e	0.0 e	0.0 e	0.0 e	0.0 e	....	....	....	....	....	....
Sri Lanka	524	6.7 e	1.0 e	0.6 e	2.5 e	1.0 e	1.7 e	56.7	14.8 r	17.5 r	12.8 r	15.7 r	15.8 r
Thailand	578	86.5 e	16.3 e	1.3 e	23.2 e	50.8 e	25.6 e	57.9	12.3 r	13.3 r	14.4 r	15.5 r	22.1 r
Vietnam	582	....	....	....	....	....	....	13.5	3.3 r	3.3 r	2.8 r	3.8 r	3.7 r
Asia n.s.	598	....	....	....	....	....	....	374.2	91.6 r	91.5 r	78.6 r	105.7 r	101.8 r
<b>Europe</b>	170	<b>6,660.0</b>	<b>1,407.0</b>	<b>1,467.2</b>	<b>1,313.5</b>	<b>1,251.0</b>	<b>1,352.1</b>	<b>6,046.1</b>	<b>1,412.8</b>	<b>1,610.9</b>	<b>1,504.8</b>	<b>2,622.8</b>	<b>2,483.1</b>
<b>Emerg. &amp; Dev. Europe</b>	903	<b>5,809.1</b>	<b>1,202.1</b>	<b>1,240.0</b>	<b>1,107.5</b>	<b>1,053.9</b>	<b>1,176.7</b>	<b>4,075.9</b>	<b>881.2</b>	<b>1,094.1</b>	<b>964.2</b>	<b>1,839.1</b>	<b>1,410.8</b>
Albania	914	1.0 e	0.3 e	0.3 e	0.3 e	0.3 e	0.3 e	....	....	....	....	....	....
Bosnia and Herzegovina	963	2.2 e	0.6 e	0.6 e	0.5 e	0.6 e	0.5 e	1.6	0.4 r	0.4 r	0.3 r	0.5 r	0.4 r
Bulgaria	918	14.8 e	1.4 e	10.6 e	6.7 e	7.6 e	6.0 e	141.9	17.6 r	20.4 r	22.3 r	6.1 r	29.5 r
Croatia	960	0.7 e	0.1 e	0.3 e	0.2 e	0.1 e	0.1 e	4.0	0.9 r	0.8 r	0.7 r	1.9 r	0.5 r
Faroe Islands	816	0.1 e	0.0 e	0.0 e	0.0 e	0.0 e	0.0 e	....	....	....	....	....	....
Hungary	944	4.5 e	1.8 e	1.3 e	0.7 e	0.9 e	0.6 e	32.9	7.7 r	8.3 r	5.3 r	8.5 r	8.6 r
Macedonia, FYR	962	2.3 e	0.6 e	0.7 e	0.6 e	0.7 e	0.6 e	5.5	1.3 r	1.3 r	1.2 r	1.6 r	1.5 r
Montenegro	943	0.4 e	0.1 e	0.1 e	0.1 e	0.1 e	0.1 e	1.5	0.4 r	0.4 r	0.4 r	0.4 r	0.4 r
Poland	964	15.9 e	2.8 e	5.3 e	4.8 e	9.8 e	95.3 e	22.5	4.5 r	8.6 r	6.0 r	9.5 r	9.6 r
Romania	968	11.1 e	2.8 e	2.8 e	21.9 e	26.6 e	12.7 e	255.8	84.3 r	66.4 r	59.2 r	100.1 r	147.4 r
Serbia, Republic of	942	4.8 e	1.0 e	1.6 e	1.7 e	2.7 e	2.0 e	3.1	0.7 r	1.0 r	1.2 r	0.8 r	0.7 r
Turkey	186	5,751.2 e	1,190.5 e	1,216.4 e	1,070.1 e	1,004.6 e	1,058.5 e	3,607.2	763.4 r	986.5 r	867.7 r	1,709.8 r	1,212.2 r
<b>CIS</b>	901	<b>850.9</b>	<b>205.0</b>	<b>227.2</b>	<b>206.0</b>	<b>197.1</b>	<b>175.4</b>	<b>1,967.5</b>	<b>530.9</b>	<b>516.1</b>	<b>540.0</b>	<b>782.9</b>	<b>1,071.6</b>
Armenia	911	187.1 e	49.3 e	49.5 e	35.2 e	36.2 e	43.6 e	23.9	5.2 r	6.5 r	5.4 r	6.2 r	6.0 r
Azerbaijan, Rep. of	912	85.3 e	28.8 e	18.8 e	13.1 e	15.2 e	16.2 e	13.5	3.3 r	3.3 r	2.8 r	3.8 r	3.7 r
Belarus	913	11.0 e	2.1 e	5.0 e	1.8 e	1.4 e	0.7 e	27.1	5.6 r	2.3 r	2.1 r	6.3 r	5.0 r
Georgia	915	86.7 e	27.6 e	20.2 e	13.8 e	21.3 e	26.0 e	24.0	6.8 r	6.4 r	4.0 r	6.7 r	8.9 r
Kazakhstan	916	65.8 e	16.5 e	14.9 e	10.8 e	16.0 e	15.4 e	144.5	35.5 r	35.7 r	30.7 r	41.5 r	40.1 r
Kyrgyz Republic	917	4.3 e	1.1 e	1.0 e	0.8 e	1.1 e	1.1 e	4.2	1.0 r	1.0 r	0.9 r	1.2 r	1.2 r
Moldova	921	1.0 e	0.3 e	0.3 e	0.2 e	0.3 e	0.3 e	0.2	0.0 r	0.0 r	0.0 r	0.1 r	0.0 r
Russian Federation	922	245.5 e	33.9 e	67.6 e	103.5 e	57.8 e	29.0 e	1,417.7	415.2 r	408.8 r	428.7 r	636.2 r	956.7 r
Tajikistan	923	135.3 e	39.5 e	42.4 e	19.6 e	38.1 e	32.9 e	17.8	4.4 r	4.4 r	3.7 r	5.0 r	4.8 r
Ukraine	926	28.8 e	6.0 e	7.4 e	7.1 e	9.8 e	10.2 e	198.5	30.4 r	24.3 r	41.4 r	48.8 r	19.1 r
Uzbekistan	927	....	....	....	....	....	....	96.0	23.5 r	23.5 r	20.2 r	27.1 r	26.1 r
Europe n.s.	884	....	....	....	....	....	....	2.6	0.6 r	0.6 r	0.6 r	0.7 r	0.7 r
<b>Mid East, N Africa, Pak</b>	440	<b>4,322.9</b>	<b>1,043.5</b>	<b>1,117.2</b>	<b>1,125.6</b>	<b>1,134.8</b>	<b>974.7</b>	<b>16,947.0</b>	<b>4,158.3</b>	<b>4,161.8</b>	<b>3,581.7</b>	<b>4,823.8</b>	<b>4,648.4</b>
Afghanistan, I.R. of	512	1,705.6 e	386.1 e	432.5 e	541.9 e	493.6 e	378.4 e	10.5	2.6 r	2.6 r	2.2 r	3.0 r	2.9 r
Algeria	612	11.2 e	2.6 e	2.6 e	2.5 e	2.6 e	2.5 e	....	....	....	....	....	....
Bahrain, Kingdom of	419	18.2 e	4.5 e	4.5 e	3.8 e	3.7 e	3.4 e	18.2	4.4 r	4.4 r	3.8 r	5.1 r	4.9 r
Djibouti	611	4.0 e	1.1 e	1.2 e	0.9 e	1.2 e	1.1 e	0.0	0.0 r	0.0 r	0.0 r	0.0 r	0.0 r
Egypt	469	34.7 e	4.5 e	4.9 e	5.3 e	5.8 e	5.2 e	6.1	1.9 r	2.7 r	3.6 r	4.9 r	4.7 r
Iraq	433	....	....	....	....	....	....	90.1	22.1 r	22.0 r	18.9 r	25.5 r	24.5 r
Jordan	439	149.1 e	55.2 e	41.4 e	33.4 e	34.2 e	17.5 e	25.2	6.7 r	5.0 r	4.9 r	6.0 r	3.8 r
Kuwait	443	228.4 e	54.4 e	56.5 e	45.4 e	49.9 e	44.2 e	77.2	18.9 r	18.9 r	16.2 r	21.8 r	21.0 r
Lebanon	446	47.8 e	7.1 e	15.1 e	15.1 e	15.6 e	14.7 e	36.4	10.2 r	11.2 r	10.5 r	11.9 r	11.7 r
Libya	672	2.1 e	0.5 e	0.4 e	0.4 e	0.4 e	0.4 e	....	....	....	....	....	....
Mauritania	682	0.0 e	0.0 e	0.0 e	0.0 e	0.0 e	0.0 e	0.0 e	0.0 e	0.0 e	0.0 e	0.0 e	0.0 e
Morocco	686	1.6 e	0.3 e	0.1 e	0.0 e	0.0 e	0.0 e	0.8	0.2 r	0.2 r	0.3 r	0.4 r	0.4 r
Oman	449	730.5 e	200.6 e	201.6 e	140.9 e	139.9 e	138.8 e	65.6	16.1 r	16.0 r	13.8 r	18.5 r	17.8 r
Pakistan	564	246.1 e	62.4 e	67.9 e	58.1 e	66.2 e	60.9 e	253.5	62.1 r	62.0 r	53.2 r	71.6 r	69.0 r
Qatar	453	99.1 e	25.5 e	28.8 e	26.9 e	23.7 e	21.9 e	3.8	0.9 r	0.9 r	0.8 r	1.1 r	1.0 r
Saudi Arabia	456	189.5 e	45.8 e	47.2 e	39.4 e	37.6 e	28.6 e	116.2	28.5 r	28.4 r	24.4 r	32.8 r	31.6 r
Sudan	732	25.4 e	3.4 e	8.1 e	5.1 e	6.3 e	5.1 e	0.1	0.0 r	0.0 r	0.0 r	0.0 r	0.0 r
Syrian Arab Republic	463	88.8 e	22.3 e	23.9 e	19.6 e	19.3 e	18.6 e	21.3	5.2 r	5.2 r	4.5 r	6.0 r	5.8 r
Tunisia	744	4.5 e	1.0 e	1.1 e	1.1 e	1.1 e	1.0 e	2.6	0.6 r	0.6 r	0.6 r	0.7 r	0.7 r
United Arab Emirates	466	721.7 e	163.3 e	176.4 e	182.1 e	229.1 e	229.5 e	16,219.3	3,977.9 r	3,981.6 r	3,423.9 r	4,614.3 r	4,448.4 r
West Bank and Gaza	487	0.0 e	0.0 e	0.0 e	0.0 e	0.0 e	0.0 e	0.0 e	0.0 e	0.0 e	0.0 e	0.0 e	0.0 e
Yemen, Republic of	474	14.6 e	2.9 e	3.0 e	3.5 e	4.5 e	2.8 e	0.0	0.0 r	0.0 r	0.0 r	0.0 r	0.0 r
<b>Sub-Saharan Africa</b>	603	<b>115.6</b>	<b>24.5</b>	<b>27.9</b>	<b>23.2</b>	<b>27.3</b>	<b>31.8</b>	<b>56.9</b>	<b>14.6</b>	<b>13.8</b>	<b>12.4</b>	<b>16.1</b>	<b>17.1</b>
Benin	638	0.1 e	0.0 e	0.0 e	0.0 e	0.0 e	0.0 e	0.0 e	0.0 e	0.0 e	0.0 e	0.0 e	0.0 e
Botswana	616	0.0 e	0.0 e	0.0 e	0.0 e	0.0 e	0.0 e	0.7	0.2 r	0.2 r	0.1 r	0.2 r	0.2 r
Burkina Faso	748	0.5 e	0.2 e	0.1 e	0.1 e	0.1 e	0.1 e	....	....	....	....	....	....
Cabo Verde	624	0.0 e	0.0 e	0.0 e	0.0 e	0.0 e	0.0 e	....	....	....	....	....	....

# Iran, Islamic Republic of (429)

In Millions of U.S. Dollars

		Exports (FOB)						Imports (CIF)					
		2015	2015Q3	2015Q4	2016Q1	2016Q2	2016Q3	2015	2015Q3	2015Q4	2016Q1	2016Q2	2016Q3
Cameroon	622	1.3 e	0.3 e	0.3 e	0.3 e	0.3 e	0.3 e	0.3	0.1 r	0.1 r	0.1 r	0.1 r	0.1 r
Congo, Republic of	634	0.5 e	0.1 e	0.1 e	0.1 e	0.1 e	0.1 e	....	....	....	....	....	....
Côte d'Ivoire	662	0.8 e	0.2 e	0.2 e	0.2 e	0.2 e	0.2 e	0.0	0.0 r	0.0 r	0.0 r	0.0 r	0.0 r
Eritrea	643	0.5 e	0.1 e	0.2 e	0.1 e	0.1 e	0.1 e	....	....	....	....	....	....
Ethiopia	644	7.3 e	1.5 e	1.7 e	1.4 e	1.8 e	1.9 e	0.1	0.0 r	0.0 r	0.0 r	0.0 r	0.0 r
Gabon	646	0.0 e	0.0 e	0.0 e	0.0 e	0.0 e	0.0 e	0.0 e	0.0 e	0.0 e	0.0 e	0.0 e	0.0 e
Ghana	652	1.6 e	0.4 e	0.4 e	0.4 e	0.4 e	0.4 e	11.2	2.7 r	2.7 r	2.3 r	3.2 r	3.0 r
Guinea	656	0.1 e	0.0 e	0.0 e	0.0 e	0.0 e	0.0 e	....	....	....	....	....	....
Kenya	664	35.0 e	8.6 e	8.8 e	6.5 e	8.7 e	8.1 e	5.7	1.4 r	1.4 r	1.2 r	1.6 r	1.5 r
Madagascar	674	0.4 e	0.1 e	0.1 e	0.1 e	0.1 e	0.1 e	0.0	0.0 r	0.0 r	0.0 r	0.0 r	0.0 r
Malawi	676	0.0 e	0.0 e	0.0 e	0.0 e	0.0 e	0.0 e	3.2	0.8 r	0.8 r	0.7 r	0.9 r	0.9 r
Mali	678	4.9 e	1.2 e	1.3 e	1.3 e	1.3 e	1.1 e	....	....	....	....	....	....
Mauritius	684	0.4 e	0.1 e	0.1 e	0.1 e	0.1 e	0.1 e	0.6	0.3 r	0.2 r	....	....	....
Mozambique	688	4.9 e	1.2 e	1.2 e	0.8 e	1.0 e	0.9 e	9.7	2.4 r	2.4 r	2.0 r	2.7 r	2.6 r
Namibia	728	0.0 e	0.0 e	0.0 e	0.0 e	0.0 e	0.0 e	0.1	0.0 r	0.0 r	0.0 r	0.0 r	0.0 r
Niger	692	0.7 e	0.2 e	0.2 e	0.1 e	0.1 e	0.1 e	....	....	....	....	....	....
Nigeria	694	2.0 e	0.5 e	0.5 e	0.3 e	0.4 e	0.3 e	....	....	....	....	....	....
Rwanda	714	2.7 e	0.6 e	0.8 e	0.6 e	0.7 e	1.2 e	....	....	....	....	....	....
Senegal	722	18.2 e	2.6 e	5.2 e	3.8 e	4.2 e	4.4 e	0.0	0.0 r	0.0 r	0.0 r	0.0 r	0.0 r
Seychelles	718	0.0 e	0.0 e	0.0 e	0.0 e	0.0 e	0.0 e	5.6	1.4 r	1.4 r	1.2 r	1.6 r	1.5 r
Sierra Leone	724	0.0 e	0.0 e	0.0 e	0.0 e	0.0 e	0.0 e	....	....	....	....	....	....
South Africa	199	12.0 e	0.7 e	1.8 e	3.5 e	2.1 e	5.9 e	8.8	2.6 r	2.0 r	2.4 r	2.7 r	4.2 r
Swaziland	734	0.5 e	0.1 e	0.1 e	0.1 e	0.1 e	0.1 e	....	....	....	....	....	....
Tanzania	738	15.9 e	3.8 e	4.0 e	2.9 e	3.9 e	3.6 e	7.2	1.8 r	1.7 r	1.5 r	2.0 r	1.9 r
Togo	742	0.0 e	0.0 e	0.0 e	0.0 e	0.0 e	0.0 e	....	....	....	....	....	....
Uganda	746	4.0 e	1.6 e	0.6 e	0.4 e	0.9 e	2.1 e	....	....	....	....	....	....
Zambia	754	0.3 e	0.0 e	0.0 e	0.0 e	0.3 e	0.3 e	1.1	0.3 r	0.3 r	0.3 r	0.3 r	0.3 r
Zimbabwe	698	0.6 e	0.2 e	0.2 e	0.1 e	0.1 e	0.2 e	2.1	0.5 r	0.5 r	0.4 r	0.6 r	0.6 r
Africa n.s.	799	....	....	....	....	....	....	0.6	0.1 r	0.1 r	0.1 r	0.2 r	0.2 r
<b>Western Hemisphere</b>	205	<b>45.3</b>	<b>11.3</b>	<b>11.3</b>	<b>9.3</b>	<b>37.8</b>	<b>26.3</b>	<b>661.0</b>	<b>151.5</b>	<b>200.9</b>	<b>179.3</b>	<b>183.3</b>	<b>303.0</b>
Anguilla	312	0.0 e	0.0 e	0.0 e	0.0 e	0.0 e	0.0 e	....	....	....	....	....	....
Antigua and Barbuda	311	0.0 e	0.0 e	0.0 e	0.0 e	0.0 e	0.0 e	....	....	....	....	....	....
Argentina	213	0.8 e	0.2 e	0.2 e	0.2 e	0.2 e	0.2 e	97.4	23.9 r	23.8 r	20.5 r	27.5 r	26.5 r
Bahamas, The	313	0.0 e	0.0 e	0.0 e	0.0 e	0.0 e	0.0 e	....	....	....	....	....	....
Barbados	316	0.1 e	0.0 e	0.0 e	0.0 e	0.0 e	0.0 e	....	....	....	....	....	....
Bermuda	319	0.0 e	0.0 e	0.0 e	0.0 e	0.0 e	0.0 e	....	....	....	....	....	....
Bolivia	218	0.0 e	0.0 e	0.0 e	0.0 e	0.0 e	0.0 e	0.2	0.1 r	0.1 r	0.1 r	0.1 r	0.1 r
Brazil	223	3.3 e	0.8 e	0.5 e	1.6 e	24.1 e	18.4 e	545.6	125.3 r	171.8 r	151.4 r	149.2 r	269.4 r
Chile	228	0.8 e	0.3 e	0.4 e	0.5 e	0.1 e	0.2 e	7.5	....	2.4 r	4.6 r	3.2 r	3.8 r
Colombia	233	0.3 e	0.1 e	0.2 e	0.3 e	0.3 e	0.3 e	1.4	0.3 r	0.6 r	0.8 r	1.0 r	1.0 r
Costa Rica	238	0.0 e	0.0 e	0.0 e	0.0 e	0.0 e	0.0 e	0.1	0.0 r	0.0 r	0.0 r	0.0 r	0.0 r
Dominican Republic	243	0.0 e	0.0 e	0.0 e	0.0 e	0.0 e	0.0 e	....	....	....	....	....	....
Ecuador	248	0.3 e	0.0 e	0.0 e	....	....	....	3.2	0.8 r	0.9 r	0.8 r	0.9 r	0.9 r
El Salvador	253	....	....	....	0.0 e	....	0.1 e	0.0 e	....	0.0 e	0.0 e	....	....
Greenland	326	0.0 e	0.0 e	0.0 e	0.0 e	0.0 e	0.0 e	....	....	....	....	....	....
Grenada	328	0.1 e	0.0 e	0.0 e	0.0 e	0.0 e	0.0 e	....	....	....	....	....	....
Guatemala	258	0.0 e	0.0 e	0.0 e	0.0 e	0.0 e	0.0 e	0.0 e	0.0 e	0.0 e	0.0 e	0.0 e	0.0 e
Guyana	336	0.3 e	0.1 e	0.1 e	0.1 e	0.1 e	0.1 e	....	....	....	....	....	....
Honduras	268	0.0 e	0.0 e	....	....	....	....	0.0	0.0 r	....	....	....	....
Jamaica	343	0.1 e	0.0 e	0.0 e	0.0 e	0.0 e	0.0 e	....	....	....	....	....	....
Mexico	273	3.3 e	0.7 e	2.0 e	0.9 e	7.5 e	1.3 e	0.2	0.0 r	0.1 r	0.0 r	0.0 r	0.1 r
Nicaragua	278	0.0 e	0.0 e	0.0 e	0.0 e	0.0 e	0.0 e	....	....	....	....	....	....
Panama	283	....	....	....	....	....	....	4.1	0.9 r	0.9 r	0.9 r	0.9 r	0.9 r
Paraguay	288	0.0 e	0.0 e	....	0.0 e	0.1 e	0.0 e	0.0	0.0 r	0.0 r	0.0 r	0.0 r	0.0 r
Peru	293	1.9 e	0.0 e	0.8 e	0.8 e	0.8 e	0.8 e	0.1	0.0 r	0.0 r	0.0 r	0.0 r	0.0 r
St. Vincent & Grens.	364	0.0 e	0.0 e	0.0 e	0.0 e	0.0 e	0.0 e	....	....	....	....	....	....
Suriname	366	0.1 e	0.0 e	0.0 e	0.0 e	0.0 e	0.0 e	....	....	....	....	....	....
Trinidad and Tobago	369	1.1 e	0.3 e	0.3 e	0.3 e	0.2 e	0.2 e	....	....	....	....	....	....
Uruguay	298	0.0 e	0.0 e	....	....	....	....	1.0	0.3 r	0.3 r	0.2 r	0.3 r	0.3 r
Venezuela, Rep. Bol.	299	32.6 e	8.6 e	6.7 e	4.7 e	4.4 e	4.5 e	0.1	0.0 r	0.0 r	0.0 r	0.0 r	0.0 r

# Iran, Islamic Republic of (429)

In Millions of U.S. Dollars

		Exports (FOB)						Imports (CIF)					
		2015	2015Q3	2015Q4	2016Q1	2016Q2	2016Q3	2015	2015Q3	2015Q4	2016Q1	2016Q2	2016Q3
Other Countries n.i.e	910	4.4	1.2	1.3	1.0	1.1	1.1	0.3	0.1	0.1	0.1	0.1	0.1
Cuba	928	4.4 e	1.2 e	1.3 e	1.0 e	1.1 e	1.1 e	0.3	0.1 r	0.1 r	0.1 r	0.1 r	0.1 r
Special Categories	899	....	....	....	....	....	....	789.5	193.3 r	193.1 r	165.8 r	223.1 r	214.9 r
Countries & Areas n.s.	898	....	....	....	....	....	....	8,287.0	2,029.3 r	2,027.0 r	1,740.2 r	2,341.9 r	2,255.1 r
Memorandum Items													
Africa	605	162.3	32.9	41.0	32.8	38.4	41.6	60.5	15.5	14.7	13.3	17.3	18.2
Middle East	405	2,324.4	586.6	603.6	515.9	563.8	525.7	16,679.5	4,092.7	4,096.4	3,525.4	4,748.0	4,575.5
European Union	998	1,292.7	268.4	347.0	422.5	1,200.3	2,071.6	6,816.7	1,611.6	1,817.6	1,672.4	2,109.8	2,164.9
Export earnings: fuel	080	2,448.9	589.0	630.2	578.1	585.7	538.2	18,171.0	4,523.9	4,521.6	3,965.8	5,402.7	5,551.9
Export earnings: nonfuel	092	37,254.1	9,175.5	7,929.8	7,461.3	10,664.6	12,599.9	40,385.3	9,544.7	9,796.5	8,613.0	11,269.9	10,966.1

# Iraq (433)

In Millions of U.S. Dollars

		Exports (FOB)						Imports (CIF)					
		2015	2015Q3	2015Q4	2016Q1	2016Q2	2016Q3	2015	2015Q3	2015Q4	2016Q1	2016Q2	2016Q3
IFS World		49,320.0	....	....	....	....	....	52,000.0	....	....	....	....	....
World	001	51,705.9	13,389.5	12,658.7	8,104.6	11,419.7	13,106.6	36,118.8	8,800.9	8,400.6	7,275.4	7,705.4	7,337.6
Advanced Economies	110	24,637.2	6,192.9	6,537.4	3,886.6	5,423.8	6,800.0	9,948.6	2,443.5	2,175.8	2,042.9	1,951.8	1,682.2
Euro Area	163	11,363.3	3,221.4	3,072.5	1,879.0	2,276.8	3,046.3	4,064.1	941.3	928.6	735.8	761.6	677.5
Austria	122	220.8 e	92.9 e	92.8 e	25.2 e	36.6 e	98.5 e	172.3 e	45.2 e	42.5 e	32.8 e	33.3 e	14.9 e
Belgium	124	79.8 e	12.5 e	61.0 e	14.9 e	0.0 e	20.7 e	320.0 e	97.9 e	77.3 e	75.3 e	55.8 e	47.3 e
Cyprus	423	0.0 e	0.0 e	0.0 e	0.0 e	0.0 e	0.0 e	7.1 e	2.0 e	1.9 e	1.5 e	2.0 e	1.4 e
Estonia	939	....	....	....	....	....	0.0 e	1.6 e	0.1 e	0.2 e	0.2 e	0.1 e	0.1 e
Finland	172	0.1 e	0.0 e	0.0 e	0.1 e	0.1 e	0.0 e	14.9 e	5.2 e	2.9 e	0.7 e	0.4 e	1.2 e
France	132	844.3 e	349.9 e	126.3 e	63.7 e	66.2 e	37.3 e	522.4 e	86.9 e	104.7 e	86.3 e	84.0 e	71.2 e
Germany	134	469.5 e	157.7 e	237.9 e	101.5 e	150.3 e	166.9 e	1,167.4 e	244.0 e	261.5 e	193.8 e	216.4 e	182.6 e
Greece	174	3,132.3 e	861.1 e	756.4 e	571.9 e	432.4 e	672.2 e	56.5 e	8.4 e	18.1 e	8.2 e	5.3 e	8.7 e
Ireland	178	0.0 e	0.0 e	0.0 e	0.0 e	0.0 e	0.0 e	87.9 e	17.9 e	17.1 e	32.4 e	22.3 e	19.1 e
Italy	136	3,517.6 e	1,008.0 e	1,005.6 e	556.7 e	944.1 e	1,088.5 e	1,074.6 e	276.4 e	226.6 e	171.2 e	179.4 e	169.5 e
Latvia	941	0.0 e	....	0.0 e	0.0 e	0.0 e	....	3.4 e	1.1 e	0.9 e	0.8 e	0.9 e	1.4 e
Lithuania	946	22.0 e	0.0 e	22.0 e	0.0 e	0.0 e	0.0 e	3.1 e	1.1 e	0.7 e	0.5 e	1.9 e	1.6 e
Luxembourg	137	0.0 e	0.0 e	0.0 e	0.0 e	0.0 e	0.0 e	2.7 e	0.2 e	0.2 e	0.9 e	0.1 e	0.9 e
Malta	181	0.0 e	0.0 e	....	0.0 e	0.0 e	....	0.9 e	0.1 e	0.0 e	0.2 e	0.5 e	0.0 e
Netherlands	138	1,761.8 e	391.4 e	378.0 e	303.0 e	349.2 e	485.4 e	345.0 e	67.7 e	97.1 e	78.4 e	92.1 e	100.1 e
Portugal	182	101.3 e	42.9 e	0.3 e	26.6 e	42.0 e	38.2 e	10.4 e	3.0 e	3.2 e	2.2 e	2.9 e	11.0 e
Slovak Republic	936	0.0 e	0.0 e	....	0.0 e	....	....	14.5 e	4.5 e	0.5 e	7.7 e	5.2 e	2.6 e
Slovenia	961	0.0 e	....	0.0 e	0.0 e	....	....	17.2 e	3.8 e	8.4 e	1.9 e	4.2 e	5.5 e
Spain	184	1,213.7 e	304.9 e	392.1 e	215.4 e	255.8 e	438.7 e	242.3 e	75.8 e	64.6 e	41.0 e	55.0 e	38.4 e
Australia	193	0.1 e	0.0 e	0.0 e	0.0 e	0.0 e	0.0 e	31.0 e	3.5 e	3.9 e	3.1 e	17.5 e	0.0 e
Canada	156	0.2 e	0.1 e	0.0 e	0.1 e	0.1 e	0.8 e	147.3 e	11.8 e	68.6 e	12.3 e	57.2 e	17.8 e
China,P.R.: Hong Kong	532	2.4 e	0.5 e	0.6 e	0.8 e	0.8 e	0.6 e	66.2 e	29.1 e	21.2 e	34.4 e	31.7 e	33.2 e
China,P.R.: Macao	546	0.0 e	....	....	....	....	....	....	....	....	....	....	....
Czech Republic	935	0.7 e	0.1 e	0.0 e	....	0.0 e	0.0 e	136.1 e	31.3 e	47.7 e	27.4 e	37.2 e	50.4 e
Denmark	128	0.1 e	0.0 e	0.0 e	0.1 e	0.1 e	0.0 e	69.5 e	9.6 e	26.3 e	18.7 e	9.8 e	10.7 e
Japan	158	943.0 e	350.0 e	242.6 e	127.6 e	337.1 e	384.1 e	532.3 e	132.3 e	112.4 e	88.4 e	114.7 e	70.5 e
Korea, Republic of	542	5,911.0 e	1,482.5 e	1,480.7 e	912.7 e	1,250.0 e	1,213.6 e	1,513.3 e	269.6 e	409.0 e	434.8 e	308.6 e	290.1 e
New Zealand	196	0.0 e	0.0 e	....	0.0 e	0.0 e	....	3.6 e	0.4 e	1.1 e	1.4 e	1.2 e	1.0 e
Norway	142	0.0 e	0.0 e	0.0 e	0.0 e	0.0 e	0.0 e	2.4 e	0.3 e	0.4 e	0.2 e	0.3 e	0.4 e
Singapore	576	948.0 e	105.6 e	56.3 e	90.9 e	102.5 e	96.6 e	73.8 e	15.4 e	10.8 e	20.2 e	31.0 e	22.9 e
Sweden	144	0.5 e	0.0 e	0.2 e	1.9 e	0.2 e	30.0 e	257.9 e	107.9 e	54.1 e	179.2 e	36.9 e	21.3 e
Switzerland	146	4.1 e	0.2 e	0.4 e	21.0 e	0.3 e	5.0 e	469.0 e	170.7 e	116.7 e	103.7 e	82.1 e	94.6 e
Taiwan Prov.of China	528	1,282.6 e	285.6 e	223.4 e	152.0 e	199.8 e	260.6 e	44.0 e	11.8 e	12.4 e	7.9 e	10.0 e	11.2 e
United Kingdom	112	74.9 e	0.4 e	26.6 e	7.1 e	0.8 e	0.8 e	450.3 e	118.8 e	84.2 e	76.6 e	64.9 e	69.6 e
United States	111	4,106.2 e	746.3 e	1,434.0 e	693.4 e	1,255.4 e	1,761.6 e	2,087.8 e	589.7 e	278.5 e	298.9 e	387.2 e	311.0 e
Emerg. & Dev. Economies	200	27,068.6	7,196.6	6,121.3	4,218.0	5,995.8	6,306.6	26,170.3	6,357.4	6,224.8	5,232.5	5,753.6	5,655.5
Emerg. & Dev. Asia	505	22,724.0	6,260.5	4,944.9	3,570.9	5,130.6	5,372.6	10,143.2	2,705.2	2,503.2	1,938.0	2,537.4	2,620.5
Bangladesh	513	4.9 e	0.0 e	3.2 e	3.1 e	3.3 e	3.2 e	0.9 e	0.1 e	0.3 e	0.1 e	0.1 e	0.1 e
Brunei Darussalam	516	0.0 e	0.0 e	0.0 e	0.0 e	0.0 e	0.0 e	0.0 e	0.0 e	0.0 e	0.0 e	0.0 e	0.0 e
Cambodia	522	0.0 e	0.0 e	0.0 e	0.0 e	0.0 e	0.0 e	0.5 e	0.1 e	0.1 e	0.1 e	0.1 e	0.2 e
China,P.R.: Mainland	924	11,939.9 e	3,348.8 e	2,503.4 e	1,751.4 e	2,379.6 e	2,934.6 e	8,402.6 e	2,256.9 e	2,133.1 e	1,656.8 e	2,165.4 e	2,210.5 e
Fiji	819	0.0 e	0.0 e	0.0 e	0.0 e	0.0 e	0.0 e	0.0 e	0.0 e	0.0 e	0.0 e	0.0 e	0.0 e
F.T. French Polynesia	887	0.0 e	0.0 e	0.0 e	0.0 e	0.0 e	0.0 e	....	....	....	....	....	....
F.T. New Caledonia	839	0.0 e	0.0 e	0.0 e	0.0 e	0.0 e	0.0 e	....	....	....	....	....	....
India	534	10,681.6 e	2,814.8 e	2,438.2 e	1,816.1 e	2,747.3 e	2,434.4 e	1,204.9 e	321.4 e	232.3 e	172.1 e	261.4 e	280.0 e
Indonesia	536	0.2 e	0.0 e	0.0 e	0.1 e	0.1 e	0.1 e	100.8 e	26.4 e	28.0 e	22.9 e	27.5 e	26.6 e
Malaysia	548	97.0 e	96.7 e	0.0 e	0.1 e	0.1 e	0.2 e	124.8 e	25.4 e	28.9 e	21.0 e	29.6 e	35.2 e
Myanmar	518	....	....	....	....	....	....	0.0 e	0.0 e	0.0 e	0.0 e	0.0 e	0.0 e
Nepal	558	0.0 e	0.0 e	0.0 e	0.0 e	0.0 e	0.0 e	0.0 e	0.0 e	0.0 e	0.0 e	0.0 e	0.0 e
Philippines	566	0.0 e	0.0 e	0.0 e	0.0 e	0.0 e	0.0 e	4.9 e	1.2 e	1.9 e	1.0 e	1.0 e	1.1 e
Sri Lanka	524	0.4 e	0.1 e	0.1 e	0.1 e	0.2 e	0.1 e	111.2 e	25.9 e	32.0 e	34.4 e	29.2 e	38.3 e
Thailand	578	0.0 e	0.0 e	0.0 e	0.0 e	0.0 e	0.0 e	192.5 e	47.7 e	46.4 e	29.6 e	23.1 e	28.7 e
Europe	170	1,503.8	373.2	414.8	325.1	480.4	523.2	12,284.7	2,728.5	2,901.1	2,502.8	2,416.4	2,206.6
Emerg. & Dev. Europe	903	1,499.5	370.8	414.4	324.8	479.2	523.1	9,440.1	2,183.6	2,360.6	1,994.2	1,927.9	1,879.4
Albania	914	....	....	....	....	....	....	2.9 e	0.7 e	0.7 e	0.6 e	0.8 e	0.7 e
Bosnia and Herzegovina	963	0.0 e	0.0 e	0.0 e	0.0 e	0.0 e	0.0 e	0.4 e	0.1 e	0.1 e	0.1 e	0.1 e	0.1 e

# Iraq (433)

In Millions of U.S. Dollars

		Exports (FOB)						Imports (CIF)					
		2015	2015Q3	2015Q4	2016Q1	2016Q2	2016Q3	2015	2015Q3	2015Q4	2016Q1	2016Q2	2016Q3
Bulgaria	918	0.1 e	0.0 e	0.0 e	0.0 e	0.0 e	0.0 e	35.3 e	8.4 e	9.0 e	8.2 e	15.1 e	9.4 e
Croatia	960	131.7 e	45.3 e	24.0 e	0.0 e	34.1 e	81.1 e	33.3 e	11.7 e	12.5 e	0.6 e	0.4 e	0.3 e
Faroe Islands	816	0.0 e	0.0 e	0.0 e	0.0 e	0.0 e	0.0 e	....	....	....	....	....	....
Hungary	944	368.6 e	65.9 e	144.7 e	69.9 e	26.8 e	60.8 e	33.3 e	13.0 e	8.1 e	9.1 e	11.7 e	18.0 e
Macedonia, FYR	962	0.0 e	0.0 e	0.0 e	0.0 e	0.0 e	0.0 e	3.0 e	0.7 e	0.8 e	0.8 e	0.8 e	0.8 e
Montenegro	943	0.0 e	....	0.0 e	0.0 e	0.0 e	0.0 e	0.2 e	....	....	....	....	....
Poland	964	637.3 e	155.6 e	142.6 e	74.7 e	57.6 e	75.6 e	199.0 e	58.8 e	36.7 e	20.3 e	20.8 e	18.3 e
Romania	968	82.1 e	55.6 e	13.4 e	9.9 e	53.6 e	0.1 e	46.1 e	7.8 e	23.1 e	18.5 e	31.2 e	6.1 e
Serbia, Republic of	942	0.0 e	0.0 e	0.0 e	15.0 e	70.4 e	48.6 e	23.3 e	11.2 e	4.6 e	2.9 e	3.8 e	4.9 e
Turkey	186	279.7 e	48.4 e	89.6 e	155.2 e	236.8 e	256.8 e	9,063.3 e	2,071.2 e	2,265.0 e	1,933.1 e	1,843.3 e	1,820.8 e
<b>CIS</b>	<b>901</b>	<b>4.3</b>	<b>2.5</b>	<b>0.4</b>	<b>0.4</b>	<b>1.1</b>	<b>0.1</b>	<b>2,844.6</b>	<b>544.9</b>	<b>540.5</b>	<b>508.5</b>	<b>488.4</b>	<b>327.2</b>
Armenia	911	1.6 e	0.5 e	0.3 e	....	0.0 e	0.0 e	138.5 e	36.9 e	44.7 e	41.9 e	28.8 e	36.7 e
Azerbaijan, Rep. of	912	0.2 e	0.1 e	0.1 e	0.1 e	0.1 e	0.1 e	198.7 e	52.4 e	43.6 e	33.3 e	37.4 e	43.0 e
Belarus	913	....	....	....	....	....	....	32.9 e	11.2 e	0.7 e	22.2 e	18.0 e	0.8 e
Georgia	915	2.3 e	1.9 e	0.1 e	0.3 e	1.0 e	0.0 e	11.6 e	3.5 e	2.5 e	4.7 e	9.4 e	13.4 e
Kazakhstan	916	0.0 e	0.0 e	0.0 e	0.0 e	0.0 e	0.0 e	10.3 e	2.5 e	2.3 e	1.9 e	2.1 e	2.0 e
Kyrgyz Republic	917	0.0 e	0.0 e	0.0 e	0.0 e	0.0 e	0.0 e	17.0 e	3.7 e	4.8 e	3.6 e	2.9 e	4.9 e
Moldova	921	....	....	....	....	....	....	18.1 e	4.2 e	4.8 e	3.8 e	4.5 e	4.9 e
Russian Federation	922	0.1 e	....	0.0 e	....	0.0 e	....	1,915.3 e	301.4 e	319.8 e	293.2 e	278.9 e	129.1 e
Tajikistan	923	0.0 e	0.0 e	0.0 e	0.0 e	0.0 e	0.0 e	0.9 e	0.3 e	0.2 e	0.2 e	0.3 e	0.2 e
Ukraine	926	0.0 e	....	....	....	....	....	501.1 e	129.0 e	117.3 e	103.6 e	106.2 e	92.2 e
<b>Mid East, N Africa, Pak</b>	<b>440</b>	<b>2,248.6</b>	<b>503.3</b>	<b>456.1</b>	<b>320.5</b>	<b>350.7</b>	<b>326.8</b>	<b>3,162.9</b>	<b>745.8</b>	<b>711.7</b>	<b>644.8</b>	<b>629.6</b>	<b>673.4</b>
Afghanistan, I.R. of	512	0.4 e	0.1 e	0.1 e	0.1 e	0.1 e	0.1 e	18.0 e	4.3 e	4.4 e	3.4 e	5.5 e	4.8 e
Algeria	612	0.0 e	0.0 e	0.0 e	0.0 e	0.0 e	0.0 e	3.7 e	0.8 e	0.8 e	0.6 e	0.8 e	0.8 e
Bahrain, Kingdom of	419	0.0 e	0.0 e	0.0 e	0.0 e	0.0 e	0.0 e	138.2 e	35.6 e	26.6 e	31.4 e	29.1 e	31.3 e
Djibouti	611	0.9 e	0.2 e	0.3 e	0.2 e	0.3 e	0.2 e	0.1 e	0.0 e	0.0 e	0.0 e	0.0 e	0.0 e
Egypt	469	655.5 e	88.8 e	139.5 e	54.6 e	59.9 e	53.6 e	492.4 e	114.8 e	118.8 e	116.7 e	129.4 e	122.2 e
Iran, I.R. of	429	85.0 e	20.8 e	20.8 e	17.8 e	24.0 e	23.1 e	....	....	....	....	....	....
Jordan	439	0.9 e	0.3 e	0.1 e	1.8 e	0.6 e	0.2 e	736.3 e	125.7 e	162.1 e	123.2 e	117.3 e	116.7 e
Kuwait	443	0.1 e	0.0 e	0.0 e	0.0 e	0.0 e	0.0 e	....	....	....	....	....	....
Lebanon	446	3.3 e	0.6 e	0.7 e	1.0 e	1.0 e	1.0 e	238.0 e	60.5 e	56.6 e	62.5 e	70.1 e	56.5 e
Morocco	686	343.5 e	99.2 e	0.3 e	0.4 e	0.5 e	0.4 e	11.5 e	2.0 e	4.7 e	2.7 e	2.5 e	2.0 e
Oman	449	332.4 e	83.8 e	83.5 e	61.5 e	65.2 e	67.9 e	1,290.4 e	349.6 e	282.4 e	259.4 e	228.7 e	293.1 e
Pakistan	564	10.9 e	2.6 e	2.9 e	2.8 e	2.8 e	2.8 e	32.9 e	7.0 e	6.8 e	7.1 e	7.2 e	6.6 e
Qatar	453	0.9 e	0.2 e	0.2 e	0.2 e	0.2 e	0.2 e	130.5 e	31.5 e	29.5 e	23.2 e	22.7 e	24.9 e
Saudi Arabia	456	2.3 e	0.6 e	0.6 e	0.5 e	0.5 e	0.4 e	....	....	....	....	....	....
Sudan	732	0.0 e	0.0 e	....	....	....	....	0.2 e	0.0 e	....	....	....	....
Syrian Arab Republic	463	8.9 e	2.2 e	2.4 e	2.0 e	1.9 e	1.9 e	63.5 e	12.4 e	16.9 e	12.7 e	14.6 e	12.9 e
Tunisia	744	0.0 e	0.0 e	0.0 e	0.0 e	0.0 e	0.0 e	7.0 e	1.5 e	1.8 e	1.7 e	1.7 e	1.7 e
United Arab Emirates	466	803.3 e	203.6 e	204.6 e	177.3 e	193.5 e	174.7 e	....	....	....	....	....	....
West Bank and Gaza	487	....	....	....	....	....	....	0.1 e	0.0 e	0.0 e	0.0 e	0.0 e	0.0 e
Yemen, Republic of	474	0.2 e	0.0 e	0.0 e	0.1 e	0.1 e	0.0 e	0.0 e	0.0 e	0.0 e	0.0 e	0.0 e	0.0 e
<b>Sub-Saharan Africa</b>	<b>603</b>	<b>115.2</b>	<b>1.8</b>	<b>44.1</b>	<b>1.3</b>	<b>1.6</b>	<b>1.6</b>	<b>45.4</b>	<b>4.8</b>	<b>1.6</b>	<b>2.1</b>	<b>1.8</b>	<b>10.9</b>
Angola	614	2.2 e	0.5 e	0.5 e	0.3 e	0.3 e	0.4 e	....	....	....	....	....	....
Botswana	616	....	....	....	....	....	....	0.0 e	0.0 e	0.0 e	0.0 e	0.0 e	0.0 e
Cameroon	622	....	....	....	....	....	....	0.2 e	0.1 e	0.0 e	0.0 e	0.1 e	0.1 e
Congo, Republic of	634	0.0 e	0.0 e	0.0 e	0.0 e	0.0 e	0.0 e	0.0 e	0.0 e	0.0 e	0.0 e	0.0 e	0.0 e
Côte d'Ivoire	662	....	....	....	....	....	....	0.0 e	0.0 e	0.0 e	0.0 e	0.0 e	0.0 e
Ethiopia	644	0.0 e	0.0 e	0.0 e	0.0 e	0.0 e	0.0 e	1.4 e	0.4 e	0.3 e	0.3 e	0.4 e	0.4 e
Ghana	652	0.0 e	0.0 e	0.0 e	0.0 e	0.0 e	0.0 e	0.1 e	0.0 e	0.0 e	0.0 e	0.0 e	0.0 e
Kenya	664	5.0 e	1.2 e	1.3 e	0.9 e	1.2 e	1.2 e	0.9 e	0.3 e	0.2 e	0.2 e	0.2 e	0.2 e
Madagascar	674	0.0 e	0.0 e	0.0 e	0.0 e	0.0 e	0.0 e	0.2 e	0.0 e	0.0 e	0.0 e	0.1 e	0.1 e
Mauritius	684	....	....	....	....	....	....	0.0 e	....	0.0 e	0.0 e	0.0 e	0.0 e
Mozambique	688	0.0 e	0.0 e	0.0 e	0.0 e	0.0 e	0.0 e	....	....	....	....	....	....
Namibia	728	0.0 e	0.0 e	0.0 e	0.0 e	0.0 e	0.0 e	....	....	....	....	....	....
Nigeria	694	0.2 e	0.1 e	0.0 e	0.0 e	0.0 e	0.0 e	....	....	....	....	....	....
Rwanda	714	....	....	....	....	....	....	0.0 e	0.0 e	0.0 e	0.0 e	0.0 e	0.0 e
Senegal	722	0.1 e	....	....	....	....	....	....	....	....	....	....	....
South Africa	199	107.7 e	0.0 e	42.3 e	0.0 e	0.0 e	0.0 e	42.3 e	3.9 e	0.9 e	1.4 e	0.9 e	10.1 e
Tanzania	738	0.0 e	0.0 e	0.0 e	0.0 e	0.0 e	0.0 e	0.2 e	0.0 e	0.0 e	0.0 e	0.0 e	0.0 e



# Iraq (433)

In Millions of U.S. Dollars

		Exports (FOB)						Imports (CIF)					
		2015	2015Q3	2015Q4	2016Q1	2016Q2	2016Q3	2015	2015Q3	2015Q4	2016Q1	2016Q2	2016Q3
Zambia	754	....	....	....	....	0.0 e	0.0 e	....	....	....	....	....	....
Zimbabwe	698	....	....	....	....	....	....	0.0 e	0.0 e	0.0 e	0.0 e	0.0 e	0.0 e
<b>Western Hemisphere</b>	205	<b>477.0</b>	<b>57.8</b>	<b>261.4</b>	<b>0.2</b>	<b>32.6</b>	<b>82.4</b>	<b>534.0</b>	<b>173.2</b>	<b>107.2</b>	<b>144.8</b>	<b>168.4</b>	<b>144.1</b>
Argentina	213	0.0 e	0.0 e	0.0 e	0.0 e	0.0 e	0.0 e	93.6 e	23.4 e	23.4 e	23.4 e	23.4 e	23.4 e
Bahamas, The	313	....	....	....	....	....	....	0.0 e	0.0 e	0.0 e	0.0 e	0.0 e	0.0 e
Barbados	316	....	....	....	....	....	....	0.1 e	0.0 e	0.0 e	0.0 e	0.0 e	0.0 e
Bolivia	218	0.0 e	0.0 e	....	....	....	....	....	....	....	....	....	....
Brazil	223	476.8 e	57.7 e	261.4 e	....	32.4 e	82.2 e	325.0 e	106.8 e	71.6 e	105.2 e	126.9 e	102.7 e
Chile	228	0.0 e	0.0 e	....	....	....	....	2.4 e	0.7 e	0.4 e	0.3 e	0.5 e	0.5 e
Colombia	233	0.0 e	....	0.0 e	0.0 e	0.0 e	0.0 e	1.6 e	0.6 e	0.2 e	0.0 e	0.0 e	0.0 e
Costa Rica	238	0.0 e	0.0 e	0.0 e	0.0 e	0.0 e	0.0 e	0.1 e	0.0 e	0.0 e	0.0 e	0.0 e	0.0 e
Dominican Republic	243	0.1 e	0.0 e	0.0 e	0.0 e	0.0 e	0.0 e	0.1 e	0.0 e	0.0 e	0.0 e	0.0 e	0.0 e
Ecuador	248	0.0 e	0.0 e	....	....	....	....	3.3 e	0.5 e	2.5 e	2.5 e	2.9 e	2.9 e
Guatemala	258	....	....	....	....	....	....	1.8 e	0.5 e	0.5 e	0.5 e	0.5 e	0.5 e
Paraguay	288	....	....	....	0.1 e	0.1 e	0.2 e	21.7 e	7.6 e	8.6 e	12.9 e	14.1 e	14.0 e
Peru	293	0.0 e	0.0 e	0.0 e	0.0 e	0.0 e	0.0 e	0.1 e	0.1 e	0.0 e	0.0 e	0.0 e	0.0 e
Trinidad and Tobago	369	0.0 e	0.0 e	0.0 e	0.0 e	0.0 e	0.0 e	....	....	....	....	....	....
Uruguay	298	....	....	....	....	....	....	84.2 e	32.8 e	....	....	....	....
Venezuela, Rep. Bol.	299	0.1 e	0.0 e	0.0 e	0.0 e	0.0 e	0.0 e	....	....	....	....	....	....
<b>Memorandum Items</b>													
Africa	605	459.6	101.3	44.6	2.0	2.4	2.3	67.9	9.1	9.0	7.3	6.8	15.4
Middle East	405	1,892.9	401.1	452.5	316.9	346.9	323.1	3,089.4	730.1	693.1	629.2	611.9	657.5
European Union	998	12,659.3	3,544.5	3,424.1	2,042.6	2,449.9	3,294.8	5,324.8	1,308.6	1,230.2	1,094.3	989.6	881.5
Export earnings: fuel	080	1,227.2	309.8	310.4	258.0	284.0	267.0	3,692.1	774.9	707.8	645.6	602.6	527.0
Export earnings: nonfuel	092	50,478.7	13,079.7	12,348.3	7,846.6	11,135.7	12,839.6	32,426.7	8,026.0	7,692.9	6,629.7	7,102.7	6,810.6

# Ireland (178)

In Millions of U.S. Dollars

		Exports (FOB)						Imports (CIF)					
		2015	2015Q3	2015Q4	2016Q1	2016Q2	2016Q3	2015	2015Q3	2015Q4	2016Q1	2016Q2	2016Q3
IFS World		122,104.0	30,288.0	33,138.7	29,408.4	32,755.0	32,524.1	71,486.4	18,606.5	20,229.5	15,577.2	19,047.6	19,235.6
World	001	123,850.9	30,454.0	32,812.1	29,882.0	33,354.4	32,781.9	76,498.3	18,398.6	21,373.3	18,925.3	19,636.9	18,685.2
Advanced Economies	110	109,862.4	26,888.9	29,338.5	26,428.9	29,421.1	29,302.5	67,737.6	16,152.4	19,356.0	16,848.4	17,638.0	16,597.3
Euro Area	163	44,318.6	10,867.0	10,988.1	10,827.7	11,567.9	11,404.6	24,126.2	5,487.8	7,561.0	6,249.8	7,107.5	6,616.2
Austria	122	450.1	93.5	98.9	103.6	100.4	88.8	243.9	68.2	55.8	73.0	67.6	59.8
Belgium	124	16,111.8	3,993.2	4,169.2	4,003.3	4,067.6	4,254.4	1,728.5	371.4	469.8	527.1	447.8	471.1
Cyprus	423	44.7	12.8	15.7	8.6	10.8	8.1	3.0	0.7	0.5	0.9	1.1	0.9
Estonia	939	28.5	7.2	4.7	18.5	13.9	7.2	19.9	2.7	2.7	2.3	2.5	1.6
Finland	172	333.8	75.4	76.1	72.6	66.3	67.5	314.6	36.8	208.5	32.9	48.4	174.9
France	132	5,407.6	1,281.4	1,314.2	1,300.3	1,451.6	1,326.0	8,519.8	1,905.9	3,151.1	1,907.7	2,612.3	2,468.7
Germany	134	8,067.0	2,104.8	1,967.0	2,100.6	2,179.5	2,194.3	6,958.3	1,616.9	2,042.3	2,065.0	2,194.3	1,739.9
Greece	174	322.6	78.4	67.6	64.5	91.9	73.5	46.1	9.4	10.9	12.6	9.5	12.4
Italy	136	2,810.6	711.4	583.6	704.8	683.4	627.4	1,166.8	311.0	286.6	320.3	359.0	400.5
Latvia	941	64.3	20.0	20.0	21.5	11.6	18.2	38.4	7.7	11.5	13.5	8.2	9.3
Lithuania	946	39.6	8.5	10.3	9.1	11.8	9.4	87.8	17.1	19.3	22.8	14.4	10.0
Luxembourg	137	73.4	17.1	17.8	19.5	19.5	16.5	60.3	20.4	9.2	10.6	11.4	10.9
Malta	181	33.4	8.7	8.9	8.7	22.1	7.7	13.1	4.7	3.4	2.8	7.1	2.7
Netherlands	138	5,507.6	1,241.6	1,411.9	1,528.1	1,639.0	1,718.7	3,675.3	874.8	907.8	890.5	949.4	933.7
Portugal	182	450.1	97.6	78.2	89.1	135.7	129.5	201.8	46.2	54.2	52.4	68.6	58.8
Slovak Republic	936	83.4	17.8	23.0	21.4	28.9	18.9	24.7	5.4	7.5	6.1	7.2	16.5
Slovenia	961	50.5	12.4	17.6	17.4	29.9	19.5	19.7	5.0	4.6	11.1	14.9	4.3
Spain	184	4,439.6	1,085.2	1,103.3	735.9	1,004.0	818.9	1,004.2	183.5	315.2	298.3	284.0	240.1
Australia	193	1,020.6	385.3	166.2	196.3	616.0	540.6	79.9	29.4	17.6	17.9	14.5	29.1
Canada	156	960.3	239.6	235.9	291.7	224.5	224.3	485.6	131.9	106.6	159.1	208.8	87.6
China,P.R.: Hong Kong	532	690.9	170.2	156.7	174.0	205.6	170.1	108.4	30.2	32.6	23.2	23.0	27.4
China,P.R.: Macao	546	0.9	0.2	0.3	0.2	1.8	1.3	4.9	0.1	2.3	0.5	0.3	1.6
Czech Republic	935	455.1	102.2	101.4	97.0	105.2	105.1	485.9	124.7	142.7	197.6	164.9	76.7
Denmark	128	670.3	164.5	158.9	173.3	168.3	160.5	514.7	120.0	133.6	105.2	125.8	165.0
Iceland	176	111.9	31.3	37.0	50.7	22.4	13.2	12.2	3.0	3.4	2.9	3.3	3.3
Israel	436	961.0	261.9	348.4	623.9	357.1	535.4	185.2	31.2	101.2	45.6	18.0	17.9
Japan	158	4,238.7	1,515.1	1,616.5	511.6	795.2	811.9	1,453.0	275.4	331.5	196.8	177.1	145.4
Korea, Republic of	542	571.5	129.0	122.0	230.0	216.9	376.1	350.5	74.0	99.0	89.6	138.3	121.6
New Zealand	196	101.2	31.9	22.1	26.3	29.4	44.3	39.7	11.7	13.1	7.1	8.2	9.7
Norway	142	331.0	95.8	78.6	61.7	64.1	75.1	1,342.3	321.1	340.6	213.9	323.0	324.9
San Marino	135	0.1	0.0	0.0	0.0	0.0	0.0	0.0	0.0	0.0	0.0	0.0	0.0
Singapore	576	671.3	158.6	155.3	150.4	178.9	154.7	689.3	153.0	153.1	172.8	90.8	217.5
Sweden	144	1,095.5	209.5	325.9	195.7	234.8	197.3	424.0	82.9	102.5	105.0	94.7	86.6
Switzerland	146	6,784.5	879.8	2,057.4	1,407.0	1,456.0	2,059.0	1,559.5	192.9	536.7	359.0	488.4	566.3
Taiwan Prov.of China	528	186.2	48.9	53.5	66.3	51.0	64.6	365.1	80.4	131.3	106.5	84.2	85.3
United Kingdom	112	17,002.5	4,528.9	4,385.4	3,776.2	4,057.0	4,131.6	24,255.0	5,920.9	6,668.7	5,444.9	5,682.7	5,331.1
United States	111	29,690.1	7,069.3	8,329.0	7,568.9	9,068.9	8,232.9	11,256.0	3,082.0	2,878.6	3,350.7	2,884.6	2,684.3
Vatican	187	....	....	....	....	....	....	0.0	....	....	....	....	0.0
Emerg. & Dev. Economies	200	13,442.6	3,388.3	3,327.9	3,273.9	3,485.3	3,314.3	8,643.9	2,200.7	1,990.0	1,950.3	1,843.8	2,013.8
Emerg. & Dev. Asia	505	3,393.9	820.3	903.6	850.0	992.7	1,055.7	4,518.7	1,190.3	1,199.5	1,115.1	1,080.9	1,193.9
American Samoa	859	....	....	....	....	....	....	0.1	....	0.1	0.0	....	0.0
Bangladesh	513	10.3	3.4	1.6	2.5	1.8	2.6	113.0	27.4	23.6	35.3	37.5	31.5
Bhutan	514	0.0	....	....	....	....	....	....	....	....	....	....	....
Brunei Darussalam	516	2.3	0.6	0.5	0.6	0.9	1.5	0.1	0.0	0.1	0.0	....	0.0
Cambodia	522	4.1	0.6	0.8	1.3	1.0	1.5	36.9	10.8	8.3	10.0	11.1	12.8
China,P.R.: Mainland	924	1,827.2	450.8	511.4	567.2	658.8	758.2	2,981.3	782.5	812.9	711.0	718.1	814.7
Fiji	819	0.9	0.0	0.3	0.2	0.2	0.1	0.1	0.0	0.0	0.0	0.0	0.0
F.T. French Polynesia	887	1.4	0.3	0.2	0.3	0.4	0.3	....	....	....	....	....	....
F.T. New Caledonia	839	4.1	0.9	1.4	1.0	0.6	0.9	0.3	0.1	0.0	0.1	0.0	0.0
Guam	829	0.6	0.1	0.1	0.1	0.1	0.2	0.0	0.0	0.0	....	....	....
India	534	671.1	139.2	194.5	82.9	81.5	73.7	474.2	115.9	133.2	157.7	129.3	126.1
Indonesia	536	72.3	16.4	18.7	18.9	16.6	20.1	90.5	17.2	19.9	17.9	19.4	19.9
Kiribati	826	....	....	....	....	....	....	0.0	0.0	0.0	0.0	0.0	0.0
Lao People's Dem.Rep	544	6.0	1.8	2.2	0.6	2.4	0.6	1.9	0.6	0.2	0.2	0.2	0.2
Malaysia	548	266.9	58.2	65.3	48.6	65.3	58.9	217.5	55.8	54.6	60.6	53.8	51.9
Maldives	556	0.2	0.0	0.1	0.1	1.4	0.1	4.9	1.4	0.7	1.4	1.0	2.0

# Ireland (178)

In Millions of U.S. Dollars

		Exports (FOB)						Imports (CIF)					
		2015	2015Q3	2015Q4	2016Q1	2016Q2	2016Q3	2015	2015Q3	2015Q4	2016Q1	2016Q2	2016Q3
Marshall Islands	867	0.0	0.0	....	0.0	....	....	0.1	0.0	....	....	....	0.0
Micronesia	868	....	....	....	....	....	0.0	0.0	0.0	....	0.0	0.0	0.0
Mongolia	948	3.8	1.2	2.0	1.1	6.1	0.9	0.0	0.0	0.0	0.0	0.0	0.0
Myanmar	518	4.6	0.0	3.4	0.7	1.7	1.5	3.3	1.2	1.6	1.1	0.7	3.2
Nauru	836	0.1	0.0	0.1	....	0.0	0.1	....	....	....	....	0.0	....
Nepal	558	0.7	0.2	0.2	0.1	0.2	0.2	0.3	0.1	0.1	0.1	0.1	0.1
Palau	565	....	....	....	....	....	....	0.0	0.0	....	....	....	....
Papua New Guinea	853	1.6	0.3	0.2	0.2	0.2	0.6	1.3	0.4	0.2	0.1	0.1	0.1
Philippines	566	128.4	34.4	29.9	37.7	32.1	39.7	108.4	14.2	19.9	22.4	19.1	26.7
Samoa	862	0.0	....	....	....	....	....	0.0	....	....	....	....	....
Solomon Islands	813	0.0	0.0	....	....	....	....	....	....	....	....	....	....
Sri Lanka	524	7.3	1.0	0.9	1.4	1.2	1.3	32.9	7.6	7.9	7.2	6.9	8.0
Thailand	578	242.7	72.2	44.7	52.4	62.0	56.7	377.1	136.4	97.0	70.4	68.8	67.9
Timor-Leste	537	0.0	0.0	0.0	....	0.0	....	0.0	....	....	....	....	....
Tonga	866	0.0	....	0.0	....	....	....	0.2	0.0	0.0	0.0	....	0.0
Tuvalu	869	....	....	....	....	....	....	0.0	....	....	....	....	....
Vanuatu	846	....	....	....	0.1	0.0	0.7	0.0	0.0	0.0	0.0	0.0	0.0
Vietnam	582	130.6	37.9	24.7	31.7	48.9	35.0	73.8	18.4	19.0	19.8	14.7	28.7
Asia n.s.	598	6.6	0.6	0.2	0.2	9.2	0.2	0.4	0.1	0.3	0.0	0.0	0.1
<b>Europe</b>	170	<b>3,565.1</b>	<b>895.9</b>	<b>841.2</b>	<b>868.3</b>	<b>1,015.1</b>	<b>855.1</b>	<b>1,439.4</b>	<b>283.5</b>	<b>398.0</b>	<b>435.7</b>	<b>385.1</b>	<b>344.2</b>
<b>Emerg. &amp; Dev. Europe</b>	903	<b>3,004.9</b>	<b>755.9</b>	<b>711.4</b>	<b>749.7</b>	<b>863.8</b>	<b>724.4</b>	<b>1,157.4</b>	<b>255.7</b>	<b>305.5</b>	<b>295.9</b>	<b>306.9</b>	<b>316.3</b>
Albania	914	7.7	2.7	1.6	1.3	1.8	2.1	0.0	0.0	0.0	0.0	0.1	0.0
Bosnia and Herzegovina	963	12.3	3.4	2.1	2.7	3.9	4.0	0.1	0.0	0.1	0.1	0.0	0.0
Bulgaria	918	107.6	27.1	25.1	23.5	21.9	23.3	60.9	6.3	14.0	3.8	4.0	4.1
Croatia	960	36.3	10.4	6.7	8.9	14.6	10.2	10.2	2.3	6.2	9.2	9.6	0.9
Faroe Islands	816	0.7	0.4	0.0	0.0	0.1	0.0	0.2	....	0.0	0.3	....	....
Gibraltar	823	1.4	0.2	0.4	0.8	0.8	0.7	0.0	0.0	0.0	0.0	0.0	....
Hungary	944	355.1	89.3	79.0	88.9	82.5	83.3	100.1	17.3	19.3	22.5	31.6	72.6
Kosovo	967	0.8	0.2	0.2	0.0	0.0	0.1	0.0	0.0	....	0.0	....	0.1
Macedonia, FYR	962	9.3	3.2	1.6	1.8	2.7	3.2	0.3	0.0	0.2	0.1	0.0	0.0
Montenegro	943	0.1	0.0	0.0	0.0	0.0	0.0	0.0	....	....	....	....	....
Poland	964	1,317.3	327.4	305.3	408.9	459.1	359.1	490.8	119.5	136.3	131.5	130.9	124.1
Romania	968	383.8	110.8	75.4	68.3	92.4	81.0	71.4	13.2	21.9	14.3	18.1	23.5
Serbia, Republic of	942	62.6	16.5	15.4	15.1	20.9	18.6	4.5	1.5	1.0	0.7	0.7	1.7
Turkey	186	710.1	164.5	198.6	129.5	163.1	138.9	418.9	95.7	106.4	113.4	111.8	89.4
<b>CIS</b>	901	<b>560.0</b>	<b>139.9</b>	<b>129.7</b>	<b>118.5</b>	<b>151.2</b>	<b>130.4</b>	<b>282.0</b>	<b>27.8</b>	<b>92.6</b>	<b>139.8</b>	<b>78.2</b>	<b>27.9</b>
Armenia	911	1.6	0.3	0.3	0.2	0.1	0.1	0.0	0.0	0.0	0.0	0.0	0.0
Azerbaijan, Rep. of	912	8.4	1.7	0.8	0.8	1.2	0.7	30.5	0.0	30.4	44.2	27.0	0.0
Belarus	913	5.8	1.7	1.2	0.9	1.2	0.7	25.7	1.5	8.1	2.8	0.8	1.9
Georgia	915	6.7	2.1	1.1	1.9	1.2	1.4	0.0	0.0	0.0	0.0	0.0	0.0
Kazakhstan	916	74.8	17.5	11.2	15.8	16.8	10.5	0.4	0.0	0.0	0.0	0.0	0.0
Kyrgyz Republic	917	0.5	0.0	0.2	0.2	0.0	0.1	0.0	0.0	0.0	....	0.0	0.0
Moldova	921	3.3	1.2	0.8	0.2	0.4	0.3	0.1	0.0	0.0	0.0	0.1	0.0
Russian Federation	922	406.0	101.9	102.5	83.9	108.4	96.3	165.7	25.7	32.4	70.2	37.9	23.6
Tajikistan	923	2.1	0.2	0.0	....	0.0	....	0.0	....	....	....	0.0	0.0
Turkmenistan	925	1.7	0.3	0.0	0.7	1.2	2.8	7.1	0.1	2.8	0.5	0.2	0.2
Ukraine	926	39.2	9.1	10.3	10.1	14.2	11.9	52.5	0.3	18.7	22.0	12.3	2.0
Uzbekistan	927	9.9	3.9	1.3	4.0	6.5	5.6	0.1	0.0	0.0	0.0	0.0	0.1
Europe n.s.	884	0.2	0.1	0.0	0.1	0.1	0.3	0.0	0.0	0.0	....	0.0	0.0
<b>Mid East, N Africa, Pak</b>	440	<b>2,960.6</b>	<b>672.0</b>	<b>732.3</b>	<b>783.9</b>	<b>687.9</b>	<b>590.2</b>	<b>485.8</b>	<b>69.9</b>	<b>41.3</b>	<b>70.0</b>	<b>37.7</b>	<b>42.1</b>
Afghanistan, I.R. of	512	4.2	1.7	1.2	0.8	2.5	7.0	0.0	0.0	0.0	0.0	0.0	0.2
Algeria	612	84.8	22.8	22.7	15.1	21.9	24.7	42.7	0.0	7.1	0.0	0.0	0.0
Bahrain, Kingdom of	419	42.4	8.8	13.8	10.2	8.5	8.5	0.7	0.2	0.2	0.3	0.6	0.4
Djibouti	611	0.1	....	0.0	0.0	0.0	....	....	....	....	....	....	0.1
Egypt	469	338.3	91.7	67.6	83.0	70.3	53.8	35.4	20.7	4.4	13.4	4.4	2.8
Iran, I.R. of	429	84.8	23.2	22.5	7.6	18.9	26.5	0.5	0.3	0.1	0.2	0.0	0.1
Iraq	433	82.9	16.9	16.2	30.5	21.0	18.0	0.0	0.0	0.0	0.0	0.0	0.0
Jordan	439	81.1	18.5	23.1	25.6	25.5	19.4	2.5	0.9	0.8	0.4	1.5	0.4
Kuwait	443	130.0	27.4	39.1	29.2	31.0	37.0	74.8	0.1	0.7	0.2	0.0	1.2
Lebanon	446	78.5	17.2	19.7	26.4	28.1	23.9	0.8	0.1	0.3	0.3	0.7	0.1

# Ireland (178)

In Millions of U.S. Dollars

		Exports (FOB)						Imports (CIF)					
		2015	2015Q3	2015Q4	2016Q1	2016Q2	2016Q3	2015	2015Q3	2015Q4	2016Q1	2016Q2	2016Q3
Libya	672	57.2	18.4	12.8	10.6	23.6	19.8	0.0	0.0	0.0	0.0	0.0	0.0
Mauritania	682	0.8	0.2	0.1	0.2	0.2	0.3	0.0	0.0	0.0	0.0	0.0	0.0
Morocco	686	84.0	20.0	18.6	29.4	32.1	16.9	10.6	2.8	1.0	12.5	3.3	0.6
Oman	449	72.9	18.7	15.0	20.2	20.8	21.2	6.8	2.3	1.8	1.2	1.8	2.6
Pakistan	564	90.4	16.4	27.4	18.8	19.3	11.4	50.8	11.7	12.9	13.9	14.9	15.6
Qatar	453	81.1	18.5	15.9	32.4	14.7	20.1	148.2	1.1	2.3	0.6	0.7	0.8
Saudi Arabia	456	1,105.8	214.1	279.0	329.0	222.9	155.3	27.4	21.9	2.5	2.3	1.5	5.1
Somalia	726	3.1	2.4	0.3	0.2	0.4	0.1	0.0	0.0	0.0	0.0	0.0	0.0
Sudan	732	12.1	1.9	2.6	1.4	3.2	5.5	0.1	0.0	0.0	0.0	0.0	2.6
Syrian Arab Republic	463	7.6	2.0	2.2	0.8	3.1	2.7	0.0	0.0	0.0	0.0	0.0	0.0
Tunisia	744	21.6	4.8	5.4	2.8	4.9	5.2	2.9	1.3	0.4	6.9	0.6	1.4
United Arab Emirates	466	485.2	124.2	124.4	104.5	111.7	108.8	81.5	6.6	6.6	17.8	7.7	8.0
West Bank and Gaza	487	7.7	1.8	1.9	2.8	2.2	2.3	....	....	....	....	....	0.0
Yemen, Republic of	474	4.1	0.3	0.9	2.4	1.2	1.6	0.1	....	0.1	....	0.0	0.0
<b>Sub-Saharan Africa</b>	<b>603</b>	<b>1,141.6</b>	<b>322.1</b>	<b>253.1</b>	<b>224.8</b>	<b>227.7</b>	<b>230.9</b>	<b>591.4</b>	<b>196.8</b>	<b>73.7</b>	<b>88.5</b>	<b>80.0</b>	<b>129.8</b>
Angola	614	12.4	2.0	3.3	2.2	1.7	2.0	0.1	0.0	0.0	0.0	0.0	0.0
Benin	638	7.4	1.1	2.7	2.1	1.3	0.7	0.0	0.0	0.0	0.0	0.0	0.0
Botswana	616	0.4	0.1	0.2	0.0	0.0	0.1	0.0	0.0	0.0	0.0	0.0	0.0
Burkina Faso	748	9.3	1.5	2.2	1.8	3.0	1.8	0.0	0.0	0.0	0.0	0.0	0.0
Burundi	618	0.1	0.0	0.0	0.1	0.0	0.0	....	....	....	....	....	....
Cabo Verde	624	0.3	0.0	0.2	0.0	0.2	0.0	7.8	....	....	0.0	....	0.0
Cameroon	622	42.1	7.9	5.1	5.6	4.2	7.4	12.6	2.9	2.8	4.3	3.6	2.3
Central African Rep.	626	0.3	0.1	0.0	0.0	0.0	0.1	0.0	0.0	0.0	0.0	0.0	0.0
Chad	628	1.6	0.4	0.2	0.6	0.2	0.3	0.0	0.0	0.0	0.0	0.2	....
Comoros	632	0.1	0.1	0.0	0.1	....	0.0	0.0	0.0	0.0	....	....	0.0
Congo, Dem. Rep. of	636	16.3	3.1	3.5	4.6	4.6	3.3	0.2	0.0	0.0	0.0	0.0	0.0
Congo, Republic of	634	75.8	59.2	3.5	1.7	2.6	1.7	0.6	0.2	0.3	0.0	0.2	....
Côte d'Ivoire	662	11.3	2.4	3.4	4.2	4.4	4.3	115.6	115.1	0.1	0.2	0.2	58.7
Equatorial Guinea	642	0.7	0.2	0.3	0.2	0.1	0.2	0.0	0.0	0.0	0.0	0.0	0.0
Eritrea	643	0.0	0.0	0.0	....	0.0	....	....	....	....	....	....	0.0
Ethiopia	644	31.9	5.9	10.8	8.7	9.9	5.6	0.8	0.3	0.3	0.4	0.4	0.1
Gabon	646	6.9	1.8	1.5	0.3	0.4	0.8	0.0	....	0.0	0.0	0.1	0.0
Gambia, The	648	1.5	0.3	0.5	0.5	0.4	0.2	0.0	....	....	0.0	0.0	....
Ghana	652	44.0	9.9	9.2	11.8	12.4	8.8	2.3	1.0	0.8	0.8	0.5	0.7
Guinea	656	1.5	0.2	0.4	0.7	0.7	0.4	162.6	43.5	37.6	40.4	44.1	35.2
Kenya	664	69.1	12.1	8.3	6.3	5.7	9.9	41.7	3.8	4.4	3.7	5.0	4.0
Lesotho	666	0.1	0.0	0.0	0.0	0.0	0.1	0.0	0.0	....	....	....	....
Liberia	668	4.5	1.1	1.5	1.4	1.3	0.6	0.0	0.0	0.0	0.0	0.0	0.0
Madagascar	674	0.4	0.1	0.1	0.1	0.1	0.0	40.8	0.1	0.0	0.0	0.0	0.0
Malawi	676	4.6	1.2	1.6	1.1	1.2	1.5	0.1	0.0	0.0	0.0	0.1	0.0
Mali	678	26.1	7.1	6.0	5.8	8.6	7.3	0.0	0.0	0.0	0.1	0.0	0.6
Mauritius	684	6.0	1.2	2.5	1.1	1.4	1.8	16.4	2.7	1.8	0.7	0.4	1.6
Mozambique	688	5.2	2.2	1.6	1.2	0.8	1.0	0.0	0.0	0.0	0.0	0.0	0.0
Namibia	728	1.8	0.9	0.2	0.2	0.3	2.4	0.0	0.0	0.0	0.0	0.1	0.0
Niger	692	0.3	0.1	0.0	0.5	0.5	1.0	0.0	....	....	....	0.0	....
Nigeria	694	340.7	87.3	87.2	78.3	55.9	71.4	33.3	0.6	0.2	17.4	1.0	0.2
Rwanda	714	0.3	0.1	0.1	0.6	0.6	0.0	0.0	0.0	0.0	....	0.0	0.0
São Tomé & Príncipe	716	0.0	0.0	0.0	....	....	....	0.0	....	....	....	....	....
Senegal	722	48.1	10.9	12.9	14.5	15.6	11.8	1.0	0.3	0.2	0.9	0.4	0.9
Seychelles	718	2.0	0.5	0.7	0.5	0.5	0.4	0.0	0.0	0.0	0.0	0.0	0.0
Sierra Leone	724	1.4	0.2	0.7	1.1	0.1	0.4	0.0	0.0	0.0	0.0	0.0	....
South Africa	199	296.6	84.9	64.7	49.6	70.8	60.4	92.2	25.5	24.6	18.0	23.0	25.2
South Sudan, Rep. of	733	0.2	0.0	0.0	0.0	....	0.1	....	....	....	....	....	0.0
Swaziland	734	0.9	0.2	0.1	0.1	2.4	3.9	0.5	0.2	0.1	0.1	0.1	0.1
Tanzania	738	19.1	4.9	5.8	4.7	6.5	6.3	61.6	0.1	0.2	0.8	0.3	0.1
Togo	742	17.9	2.6	5.7	3.5	4.8	3.4	0.0	0.0	0.0	0.1	0.0	0.0
Uganda	746	17.1	4.8	3.1	2.3	2.0	5.3	0.2	0.1	0.0	0.2	0.0	0.1
Zambia	754	13.2	2.8	2.9	6.4	1.7	3.8	0.0	0.0	0.0	0.0	0.0	0.0
Zimbabwe	698	2.4	0.5	0.3	0.3	0.3	0.5	0.9	0.4	0.1	0.0	0.2	0.1
Africa n.s.	799	....	....	....	0.0	0.0	....	0.0	....	....	....	....	....

# Ireland (178)

In Millions of U.S. Dollars

		Exports (FOB)						Imports (CIF)					
		2015	2015Q3	2015Q4	2016Q1	2016Q2	2016Q3	2015	2015Q3	2015Q4	2016Q1	2016Q2	2016Q3
<b>Western Hemisphere</b>	205	<b>2,381.3</b>	<b>677.9</b>	<b>597.7</b>	<b>546.9</b>	<b>561.8</b>	<b>582.4</b>	<b>1,608.6</b>	<b>460.2</b>	<b>277.4</b>	<b>241.0</b>	<b>260.1</b>	<b>303.8</b>
Anguilla	312	....	....	....	0.0	....	....	0.0	....	0.0	....	....	....
Antigua and Barbuda	311	0.2	0.0	0.2	0.0	0.3	0.7	14.8	13.1	....	0.0	0.0	....
Argentina	213	119.9	29.7	28.7	33.2	20.2	27.1	210.7	32.5	67.4	62.5	55.9	73.9
Aruba	314	0.0	0.0	0.0	0.1	0.0	0.0	0.0	....	0.0	0.0	0.0	0.0
Bahamas, The	313	3.4	0.9	0.8	0.8	0.6	0.7	25.7	1.9	17.6	3.9	6.3	1.3
Barbados	316	8.4	0.6	7.2	0.4	0.2	0.2	0.0	0.0	0.0	0.0	0.0	0.0
Belize	339	0.1	0.0	0.0	0.0	0.0	0.1	17.0	4.5	4.0	2.8	3.5	4.3
Bermuda	319	0.9	0.1	0.1	0.2	0.3	0.1	26.4	25.6	0.0	0.0	0.0	0.0
Bolivia	218	1.7	0.5	0.4	0.3	1.2	0.8	2.9	1.6	0.1	1.3	0.2	1.4
Brazil	223	269.1	61.3	70.0	52.1	80.6	62.6	485.7	95.2	43.9	31.6	30.5	74.8
Chile	228	111.4	38.8	37.3	18.6	20.0	31.3	58.8	18.7	13.9	11.0	19.6	14.5
Colombia	233	72.0	14.3	24.1	15.5	19.6	15.5	116.1	29.2	17.7	16.5	22.6	20.1
Costa Rica	238	39.7	9.2	10.1	9.8	10.4	11.7	74.9	19.7	20.9	25.6	24.5	19.4
Curacao	354	0.0	0.0	0.0	0.0	0.1	0.1	0.0	....	0.0	....	....	0.0
Dominica	321	0.4	0.4	....	0.0	....	....	0.0	0.0	0.0	0.0	0.0	....
Dominican Republic	243	10.9	2.4	3.5	2.6	3.5	4.1	4.3	1.0	0.8	0.8	0.5	0.7
Ecuador	248	8.2	2.1	2.3	1.8	2.2	3.3	4.2	1.7	0.8	3.0	1.4	1.1
El Salvador	253	9.8	1.7	2.1	1.8	2.0	1.4	0.2	0.0	0.0	0.0	0.2	0.0
Falkland Islands	323	....	....	....	....	0.1	....	0.0	0.0	....	....	0.0	0.0
Greenland	326	0.0	....	....	0.0	0.0	0.0	0.0	0.0	....	....	....	....
Grenada	328	0.1	0.0	0.0	0.0	0.1	0.1	0.0	0.0	0.0	0.0	0.0	0.0
Guatemala	258	29.7	21.7	3.2	4.5	4.9	4.0	8.2	0.2	1.7	2.7	0.3	0.2
Guyana	336	1.9	0.6	0.7	0.3	0.3	0.9	5.7	2.0	1.9	3.2	1.6	3.0
Haiti	263	1.2	0.2	0.4	0.5	0.4	0.7	0.0	0.0	0.0	0.0	0.0	0.0
Honduras	268	3.2	1.4	0.8	0.3	0.5	0.5	5.0	1.4	0.6	1.1	1.3	1.3
Jamaica	343	3.2	0.8	1.0	1.1	1.0	0.4	0.0	0.0	0.0	0.0	0.0	0.0
Mexico	273	1,546.9	465.5	366.4	380.7	369.3	388.5	342.5	76.4	78.9	69.1	86.9	75.1
Montserrat	351	0.0	....	....	....	0.0	....	0.0	....	0.0	....	0.1	....
Nicaragua	278	1.4	0.1	0.9	0.3	0.1	0.2	3.7	1.8	0.1	0.4	1.0	0.9
Panama	283	26.5	2.8	4.9	4.1	5.5	5.5	0.6	0.2	0.3	0.8	0.2	0.3
Paraguay	288	0.8	0.1	0.2	0.4	0.2	0.2	8.2	....	1.9	0.0	0.1	3.9
Peru	293	42.4	9.0	20.5	6.9	8.8	7.5	10.9	4.6	3.2	1.6	1.5	4.9
Sint Maarten	352	0.8	0.1	0.3	0.2	0.1	0.1	....	....	....	0.0	0.0	0.0
St. Kitts and Nevis	361	0.2	0.2	0.0	0.0	0.1	0.0	0.0	0.0	0.0	0.0	0.0	....
St. Lucia	362	0.0	0.0	0.0	0.0	0.0	0.0	0.0	0.0	0.0	0.0	0.0	0.0
St. Vincent & Grens.	364	0.1	0.0	0.0	0.0	0.1	0.1	0.0	0.0	0.0	....	0.0	....
Suriname	366	0.1	0.1	....	0.0	0.0	0.1	0.0	0.0	0.0	0.0	....	0.0
Trinidad and Tobago	369	21.3	5.7	6.2	4.1	3.8	6.7	5.2	2.7	0.7	2.0	0.7	1.3
Uruguay	298	21.1	4.4	4.0	5.1	4.8	5.5	5.7	1.8	1.0	1.0	1.1	1.3
Venezuela, Rep. Bol.	299	23.8	3.2	0.9	1.2	0.3	1.5	0.5	0.1	0.1	0.1	0.1	0.0
Western Hem. n.s.	399	0.6	0.1	0.2	0.0	0.1	0.1	170.7	124.1	0.0	0.0	0.0	0.0
<b>Other Countries n.i.e</b>	910	<b>6.7</b>	<b>1.3</b>	<b>2.8</b>	<b>0.4</b>	<b>1.0</b>	<b>8.3</b>	<b>0.3</b>	<b>0.1</b>	<b>0.1</b>	<b>0.1</b>	<b>0.1</b>	<b>0.2</b>
Cuba	928	6.7	1.3	2.8	0.4	1.0	8.3	0.3	0.1	0.1	0.1	0.1	0.2
<b>Special Categories</b>	899	<b>464.4</b>	<b>156.6</b>	<b>108.8</b>	<b>39.3</b>	<b>26.0</b>	<b>8.8</b>	<b>0.0</b>	<b>....</b>	<b>....</b>	<b>....</b>	<b>....</b>	<b>....</b>
<b>Countries &amp; Areas n.s.</b>	898	<b>74.8</b>	<b>18.9</b>	<b>34.1</b>	<b>139.5</b>	<b>421.1</b>	<b>148.0</b>	<b>116.5</b>	<b>45.4</b>	<b>27.2</b>	<b>126.5</b>	<b>155.0</b>	<b>73.9</b>
<b>Memorandum Items</b>													
Africa	605	1,347.8	374.2	302.8	273.8	290.6	283.5	647.7	200.8	82.1	107.9	83.9	134.6
Middle East	405	2,659.5	601.8	654.0	715.2	603.3	519.2	378.7	54.2	19.9	36.7	19.0	21.5
European Union	998	65,742.1	16,437.1	16,451.3	15,668.3	16,803.7	16,555.9	50,539.1	11,894.7	14,806.0	12,283.9	13,369.8	12,500.6
Export earnings: fuel	080	3,289.7	792.0	807.3	799.7	712.6	657.6	749.3	94.4	106.9	178.0	103.9	66.1
Export earnings: nonfuel	092	120,561.1	29,661.9	32,004.9	29,082.3	32,641.7	32,124.2	75,749.1	18,304.2	21,266.4	18,747.3	19,533.0	18,619.1

# Israel (436)

In Millions of U.S. Dollars

		Exports (FOB)						Imports (CIF)					
		2015	2015Q3	2015Q4	2016Q1	2016Q2	2016Q3	2015	2015Q3	2015Q4	2016Q1	2016Q2	2016Q3
IFS World		63,607.3	14,398.3	15,567.4	16,189.8	14,807.0	14,540.6	64,989.6	15,634.5	16,630.7	16,789.8	17,057.4	17,888.1
World	001	66,040.1	15,101.2	15,766.4	16,188.4	14,861.4	14,502.9	62,004.7	15,004.8	15,806.1	16,011.3	16,353.4	17,084.0
Advanced Economies	110	46,234.6	10,124.2	10,411.9	11,644.6	10,369.6	10,435.4	40,731.7	9,905.7	10,813.1	11,564.9	11,568.5	12,203.5
Euro Area	163	13,263.9	3,065.0	2,738.6	3,015.4	2,867.5	2,550.7	18,282.7	4,438.0	4,926.2	5,281.7	5,279.1	5,445.4
Austria	122	72.8	14.6	15.9	18.6	16.8	14.6	407.3	118.9	97.8	91.7	104.9	109.6
Belgium	124	2,481.1	473.8	532.9	732.3	694.6	534.2	3,274.7	684.4	866.2	908.6	969.2	866.7
Cyprus	423	437.8	103.8	102.3	53.4	80.9	81.1	349.1	66.0	75.6	73.1	77.6	80.9
Estonia	939	11.5	2.2	1.6	2.1	1.9	3.6	13.8	2.9	4.0	3.5	5.2	3.4
Finland	172	85.7	26.3	25.0	22.5	19.6	9.2	273.4	70.0	67.9	64.7	77.2	63.3
France	132	1,684.5	534.1	347.9	434.3	346.8	343.1	1,604.9	412.3	431.8	441.6	464.9	419.7
Germany	134	1,434.6	325.7	354.7	376.9	420.6	368.0	3,809.7	976.2	930.7	1,018.7	999.7	1,069.7
Greece	174	388.5	106.7	92.6	91.9	87.6	71.4	223.5	50.7	68.0	56.7	69.3	79.2
Ireland	178	99.8	26.1	25.1	19.7	20.4	21.3	1,300.2	326.6	452.2	697.2	458.2	641.8
Italy	136	877.0	177.4	220.9	306.9	235.9	211.9	2,490.4	580.0	663.4	691.5	690.4	646.9
Latvia	941	39.3	8.0	11.1	5.9	6.5	6.1	37.3	9.4	9.0	11.5	9.6	11.2
Lithuania	946	31.1	6.6	7.3	7.7	8.3	8.7	32.8	7.4	7.6	9.9	9.6	9.2
Luxembourg	137	21.9	5.3	6.2	4.7	5.2	6.9	195.0	49.7	46.3	42.4	39.5	42.7
Malta	181	135.8	32.1	23.2	17.2	66.7	7.5	20.9	4.9	6.3	6.3	6.2	6.1
Netherlands	138	2,144.7	489.9	527.3	572.0	525.6	551.0	2,421.7	592.6	673.2	585.9	668.1	694.9
Portugal	182	112.6	24.4	30.7	29.6	24.0	32.1	113.1	29.4	34.3	37.4	42.4	36.1
Slovak Republic	936	27.3	4.7	5.5	4.1	3.5	3.8	262.3	74.0	64.5	58.5	23.7	21.5
Slovenia	961	265.6	28.9	56.7	113.6	48.0	35.4	107.1	16.0	52.7	117.6	178.1	221.1
Spain	184	784.4	195.8	186.7	202.0	254.6	240.8	1,345.5	366.6	374.7	364.9	385.3	421.4
Australia	193	517.2	124.4	146.3	122.7	117.9	133.7	158.3	47.7	47.1	56.9	35.2	43.1
Canada	156	552.8	123.8	133.8	154.0	148.1	144.0	262.7	64.6	62.6	84.6	64.8	65.8
China,P.R.: Hong Kong	532	5,309.6	1,328.1	793.5	1,479.7	938.1	1,236.2	2,049.4	477.8	550.7	502.1	446.2	511.3
China,P.R.: Macao	546	0.7	0.4	....	....	....	0.4	13.1	3.3	3.3	3.1	5.2	5.9
Czech Republic	935	123.5	27.9	33.0	37.4	31.6	32.2	469.4	111.6	138.7	180.1	172.7	104.4
Denmark	128	74.8	13.4	19.1	20.6	19.2	14.9	243.5	64.2	64.2	60.4	63.5	63.4
Iceland	176	11.9	9.1	0.4	0.5	0.9	0.6	3.3	0.8	0.6	0.5	1.1	0.5
Japan	158	766.9	194.9	199.5	203.2	175.2	179.9	1,161.4	293.7	323.7	349.9	424.5	813.2
Korea, Republic of	542	577.3	124.5	150.6	140.6	119.4	152.9	1,138.1	295.6	279.4	294.5	333.9	294.8
New Zealand	196	56.9	17.8	13.7	9.4	13.1	16.5	16.8	5.8	3.9	3.0	3.0	3.1
Norway	142	64.5	16.5	14.3	22.1	15.0	8.3	145.5	34.8	43.6	38.0	39.1	42.6
Singapore	576	573.5	108.5	140.5	94.9	93.1	121.6	780.2	180.1	200.4	332.5	469.1	412.4
Sweden	144	145.9	29.2	33.5	36.1	32.2	39.9	451.5	111.4	118.5	144.6	119.6	114.7
Switzerland	146	1,495.7	204.5	173.9	737.2	250.1	225.8	4,425.4	1,049.5	1,159.2	1,049.2	1,027.0	1,130.1
Taiwan Prov.of China	528	565.1	151.0	142.0	108.5	166.1	212.4	778.4	187.5	211.7	196.7	193.2	197.4
United Kingdom	112	4,008.0	654.1	799.0	1,002.6	1,059.2	915.5	2,272.1	623.3	635.7	773.2	960.6	860.9
United States	111	18,126.4	3,931.1	4,880.2	4,459.7	4,322.9	4,449.9	8,079.9	1,916.0	2,043.6	2,213.9	1,930.7	2,094.5
<b>Emerg. &amp; Dev. Economies</b>	<b>200</b>	<b>16,125.3</b>	<b>3,965.6</b>	<b>4,250.9</b>	<b>3,500.9</b>	<b>3,294.4</b>	<b>3,403.4</b>	<b>14,628.6</b>	<b>3,584.2</b>	<b>3,598.9</b>	<b>3,781.7</b>	<b>3,846.8</b>	<b>4,131.0</b>
<b>Emerg. &amp; Dev. Asia</b>	<b>505</b>	<b>9,582.4</b>	<b>2,483.1</b>	<b>2,690.1</b>	<b>2,096.3</b>	<b>1,846.3</b>	<b>2,094.0</b>	<b>8,913.7</b>	<b>2,297.5</b>	<b>2,124.0</b>	<b>2,281.6</b>	<b>2,171.7</b>	<b>2,503.5</b>
Bangladesh	513	0.3	....	....	....	....	0.6	32.8	8.3	5.5	14.9	11.2	12.8
Cambodia	522	0.3	....	0.1	0.1	....	0.1	1.6	0.1	0.2	0.2	0.2	0.2
China,P.R.: Mainland	924	3,245.4	877.6	1,083.0	608.6	551.3	769.8	5,767.6	1,499.4	1,364.4	1,473.6	1,398.1	1,706.7
Fiji	819	2.2	0.4	0.6	0.6	0.4	1.0	....	....	....	....	....	....
India	534	2,263.4	560.4	527.1	649.3	566.8	635.8	1,880.6	469.9	446.8	455.4	425.9	457.8
Indonesia	536	95.1	44.5	38.5	3.1	46.8	40.9	51.9	11.7	10.3	11.9	9.9	10.6
Malaysia	548	1,419.1	418.3	435.8	276.9	158.4	131.7	15.2	3.6	2.8	4.6	3.2	3.5
Myanmar	518	18.9	2.4	7.8	4.7	2.6	4.5	1.4	0.4	0.2	0.4	0.3	0.3
Nepal	558	1.2	0.5	0.3	0.1	2.7	0.3	0.1	....	....	....	....	....
Papua New Guinea	853	3.1	0.6	0.2	0.3	0.5	0.4	....	....	....	....	....	....
Philippines	566	125.6	27.6	45.5	37.5	19.7	27.7	60.3	13.3	15.7	17.4	20.6	17.3
Sri Lanka	524	80.7	14.7	21.0	15.4	19.2	17.6	110.8	26.3	26.5	21.4	20.3	18.1
Thailand	578	429.7	91.4	98.1	94.5	110.2	112.8	555.0	155.6	139.9	165.7	146.0	152.7
Vietnam	582	1,814.7	416.5	421.0	391.2	361.0	342.0	408.6	102.1	102.9	106.4	123.8	114.5
Asia n.s.	598	82.7	28.2	11.1	14.0	6.7	8.8	27.8	6.8	8.8	9.7	12.2	9.0
<b>Europe</b>	<b>170</b>	<b>3,493.6</b>	<b>725.7</b>	<b>845.8</b>	<b>772.5</b>	<b>768.1</b>	<b>558.0</b>	<b>4,181.3</b>	<b>966.9</b>	<b>1,107.6</b>	<b>1,076.1</b>	<b>1,254.4</b>	<b>1,228.1</b>
<b>Emerg. &amp; Dev. Europe</b>	<b>903</b>	<b>2,307.8</b>	<b>470.0</b>	<b>563.1</b>	<b>455.3</b>	<b>478.1</b>	<b>356.3</b>	<b>3,295.7</b>	<b>798.7</b>	<b>872.4</b>	<b>860.3</b>	<b>961.2</b>	<b>935.2</b>
Bosnia and Herzegovina	963	1.0	0.1	0.2	0.2	0.4	0.2	1.6	0.1	0.4	0.5	0.3	0.2

# Israel (436)

In Millions of U.S. Dollars

		Exports (FOB)						Imports (CIF)					
		2015	2015Q3	2015Q4	2016Q1	2016Q2	2016Q3	2015	2015Q3	2015Q4	2016Q1	2016Q2	2016Q3
Bulgaria	918	88.4	7.2	17.5	13.0	8.9	7.3	82.0	24.0	26.4	25.4	18.9	24.2
Croatia	960	18.8	3.8	4.6	4.1	7.3	8.1	35.7	10.1	10.3	4.3	4.1	7.5
Gibraltar	823	0.7	0.2	0.3	7.2	6.6	0.1	....	....	....	....	....	....
Hungary	944	122.7	30.4	30.4	33.0	34.3	27.4	283.5	65.4	87.3	89.7	83.5	98.3
Macedonia, FYR	962	4.3	0.7	1.0	0.6	2.8	5.7	3.4	0.9	0.9	0.6	0.8	1.1
Poland	964	230.8	53.7	69.9	60.5	55.5	48.1	268.5	65.9	81.3	91.9	107.1	105.8
Romania	968	127.9	25.7	41.9	34.5	31.3	24.7	175.2	39.0	55.9	49.2	59.1	64.2
Turkey	186	1,713.2	348.2	397.3	302.2	331.0	234.7	2,445.8	593.3	609.9	598.7	687.4	633.9
<b>CIS</b>	<b>901</b>	<b>1,143.4</b>	<b>232.3</b>	<b>274.3</b>	<b>307.0</b>	<b>280.2</b>	<b>188.1</b>	<b>869.1</b>	<b>163.4</b>	<b>231.0</b>	<b>211.6</b>	<b>288.1</b>	<b>288.4</b>
Armenia	911	3.1	1.3	0.5	0.4	0.5	1.2	3.9	1.4	0.5	0.4	0.5	1.3
Azerbaijan, Rep. of	912	129.4	28.9	27.7	35.6	65.0	38.3	2.3	....	1.8	5.9	....	0.1
Belarus	913	20.2	5.1	4.7	3.8	4.1	4.2	16.4	3.9	2.1	2.0	5.1	2.1
Georgia	915	26.4	4.9	5.1	3.8	4.9	6.1	5.8	1.5	2.0	1.3	1.9	1.7
Kazakhstan	916	59.2	20.8	22.8	12.1	6.7	4.9	1.6	0.6	0.7	0.4	0.7	0.3
Kyrgyz Republic	917	1.0	0.3	0.1	0.3	....	0.8	0.1	....	....	....	....	....
Moldova	921	34.2	10.1	9.3	3.0	6.4	0.8	1.3	0.2	0.5	0.5	0.4	0.6
Russian Federation	922	677.8	112.9	170.5	187.7	153.8	99.7	725.7	123.1	191.7	174.0	248.8	256.0
Tajikistan	923	0.7	....	0.1	....	....	....	....	....	....	....	....	....
Turkmenistan	925	22.4	2.5	6.8	0.3	....	1.1	....	....	....	....	....	....
Ukraine	926	154.0	41.3	24.6	58.9	36.9	29.7	110.8	32.5	31.5	27.1	30.6	26.2
Uzbekistan	927	15.0	4.2	2.1	1.1	1.9	1.3	1.2	0.2	0.2	....	0.1	0.1
Europe n.s.	884	42.4	23.4	8.4	10.2	9.8	13.6	16.5	4.8	4.2	4.2	5.1	4.5
<b>Mid East, N Africa, Pak</b>	<b>440</b>	<b>234.8</b>	<b>61.1</b>	<b>50.6</b>	<b>39.7</b>	<b>36.2</b>	<b>39.3</b>	<b>479.7</b>	<b>84.1</b>	<b>122.1</b>	<b>97.1</b>	<b>110.5</b>	<b>88.1</b>
Egypt	469	112.8	27.4	31.2	23.0	18.3	19.9	54.1	10.0	11.1	11.9	18.4	13.0
Jordan	439	99.2	23.5	17.3	13.4	11.4	14.3	410.2	70.7	106.4	80.5	88.2	71.9
Morocco	686	22.8	10.2	2.1	3.3	6.5	5.1	15.4	3.4	4.6	4.7	3.9	3.2
<b>Sub-Saharan Africa</b>	<b>603</b>	<b>895.5</b>	<b>239.7</b>	<b>186.6</b>	<b>180.8</b>	<b>188.6</b>	<b>189.1</b>	<b>191.8</b>	<b>48.7</b>	<b>32.3</b>	<b>43.2</b>	<b>40.5</b>	<b>41.8</b>
Botswana	616	59.4	11.5	6.1	19.6	13.7	10.6	....	....	....	....	....	....
Burkina Faso	748	0.8	0.2	0.2	0.2	0.1	....	....	....	....	....	....	....
Cameroon	622	8.4	1.2	2.6	0.8	2.0	1.9	....	....	....	....	....	0.1
Central African Rep.	626	2.7	0.9	1.8	0.6	0.3	0.2	....	....	....	....	....	....
Chad	628	5.6	5.0	0.1	0.3	0.4	1.3	0.2	....	....	....	....	....
Congo, Dem. Rep. of	636	....	....	....	....	0.2	....	....	....	....	....	....	....
Congo, Republic of	634	9.4	1.3	0.6	0.8	0.9	2.7	0.1	....	....	....	....	....
Côte d'Ivoire	662	9.8	3.1	1.9	2.4	3.4	2.3	0.4	....	0.4	0.1	....	....
Equatorial Guinea	642	16.7	3.1	1.7	1.4	2.4	2.8	....	....	....	....	....	....
Ethiopia	644	11.2	4.6	2.3	7.1	5.2	3.4	57.6	11.0	9.9	14.2	12.1	13.0
Gabon	646	4.5	0.8	1.0	0.2	2.4	0.5	....	....	....	....	....	....
Gambia, The	648	0.6	0.2	0.3	....	0.1	....	....	....	....	0.1	....	....
Ghana	652	39.3	11.6	12.8	10.1	11.0	14.7	1.5	0.3	0.1	0.2	0.2	0.3
Guinea	656	0.7	0.1	0.1	....	....	....	....	....	....	....	....	....
Kenya	664	93.4	31.1	14.4	12.2	11.7	14.8	12.5	4.0	2.6	2.0	1.7	1.9
Liberia	668	3.5	0.9	0.6	0.7	0.2	1.0	....	....	....	....	....	....
Malawi	676	0.5	....	0.1	....	....	....	....	....	....	....	....	....
Mali	678	0.8	0.3	0.1	0.1	6.5	6.6	0.1	....	....	....	....	....
Mauritius	684	4.1	1.1	1.1	0.7	3.3	1.2	1.6	0.5	0.3	0.3	0.5	0.4
Namibia	728	3.4	0.2	0.2	1.4	1.5	1.0	0.6	0.1	0.3	0.1	0.2	0.2
Niger	692	0.5	0.1	0.1	....	....	0.1	....	....	....	....	....	....
Nigeria	694	112.6	39.8	18.1	23.3	38.0	9.8	2.9	0.7	0.5	0.8	1.0	0.7
Rwanda	714	4.0	0.2	1.2	4.2	2.6	0.6	....	....	....	....	....	....
Senegal	722	14.6	2.7	1.0	1.7	1.4	2.3	4.7	1.3	1.2	1.4	1.6	1.0
Sierra Leone	724	0.5	0.4	....	....	0.1	....	....	....	....	....	....	....
South Africa	199	275.2	80.7	60.6	62.7	52.1	73.0	72.3	20.0	13.5	20.5	17.6	20.2
Tanzania	738	23.7	5.0	3.4	1.6	2.5	6.0	9.0	2.1	1.7	2.4	2.6	1.1
Togo	742	116.8	19.1	33.3	14.8	18.5	16.9	....	....	....	....	....	....
Zambia	754	5.0	2.0	0.6	0.7	0.9	0.6	0.1	0.1	....	....	0.1	0.1
Zimbabwe	698	4.3	0.4	0.8	0.6	0.5	0.4	....	....	....	....	....	0.4
Africa n.s.	799	63.5	12.1	19.5	12.6	6.7	14.4	28.2	8.6	1.8	1.1	2.9	2.4
<b>Western Hemisphere</b>	<b>205</b>	<b>1,919.0</b>	<b>456.0</b>	<b>477.8</b>	<b>411.6</b>	<b>455.2</b>	<b>523.0</b>	<b>862.1</b>	<b>187.0</b>	<b>212.9</b>	<b>283.7</b>	<b>269.7</b>	<b>269.5</b>
Argentina	213	111.2	31.6	30.9	22.0	24.1	31.5	146.5	36.5	34.8	41.8	32.1	30.6

# Israel (436)

In Millions of U.S. Dollars

		Exports (FOB)						Imports (CIF)					
		2015	2015Q3	2015Q4	2016Q1	2016Q2	2016Q3	2015	2015Q3	2015Q4	2016Q1	2016Q2	2016Q3
Bahamas, The	313	1.3	1.1	0.1	0.5	0.4	....	0.6	0.2	0.2	0.1	0.3	0.3
Barbados	316	2.1	0.8	0.1	0.3	0.3	0.3	....	....	....	....	....	....
Bermuda	319	0.1	....	....	....	0.1	0.1	1.7	0.1	....	1.1	0.6	0.1
Bolivia	218	7.5	2.0	2.6	0.8	0.9	0.5	2.5	0.8	0.6	0.9	1.0	0.8
Brazil	223	735.1	194.0	118.6	129.7	209.9	245.5	167.1	45.4	37.7	59.5	59.1	86.2
Chile	228	126.2	28.7	28.8	55.3	31.3	26.2	78.6	20.0	19.1	26.6	26.3	17.9
Colombia	233	133.4	34.9	30.1	22.4	21.1	21.2	13.0	3.9	3.5	3.2	3.5	3.2
Costa Rica	238	39.6	9.8	10.9	8.8	7.6	9.7	4.3	0.8	1.2	0.7	1.2	1.6
Dominican Republic	243	19.5	5.2	5.6	5.3	6.1	8.0	12.7	1.8	4.8	1.1	1.4	1.3
Ecuador	248	25.5	6.2	6.0	4.3	5.1	6.0	5.9	1.3	1.6	1.5	2.4	1.5
El Salvador	253	3.8	0.9	1.0	1.2	1.6	1.5	....	....	....	....	....	....
Guatemala	258	26.8	8.2	7.2	6.1	4.7	9.8	1.8	0.1	0.1	0.7	0.7	0.6
Guyana	336	1.5	0.3	0.2	0.3	....	0.4	1.3	0.2	0.4	0.2	0.9	2.4
Haiti	263	0.5	0.2	....	0.3	....	....	....	....	....	....	....	....
Honduras	268	10.8	2.7	2.4	1.4	1.3	24.7	0.2	0.1	....	....	....	....
Jamaica	343	6.6	1.7	1.2	1.3	0.9	1.2	....	....	....	....	....	....
Mexico	273	431.0	88.9	151.9	90.9	98.8	101.7	111.0	22.8	33.2	38.7	36.9	38.7
Nicaragua	278	5.4	1.0	1.7	0.8	1.7	1.7	....	....	....	....	....	....
Panama	283	40.3	4.7	5.9	4.4	3.8	3.2	42.9	7.5	12.4	14.7	18.4	10.3
Paraguay	288	5.2	1.4	1.8	0.6	1.3	1.7	92.6	10.1	21.7	32.7	28.7	21.0
Peru	293	73.0	15.1	25.3	21.6	18.8	17.2	6.7	1.7	1.6	1.5	1.8	2.0
Trinidad and Tobago	369	8.3	2.7	3.6	1.4	0.4	0.5	....	....	....	....	....	....
Uruguay	298	27.0	3.1	4.9	2.5	5.8	4.2	145.4	27.8	32.0	49.1	46.1	38.7
Venezuela, Rep. Bol.	299	8.3	0.7	1.2	1.4	0.4	0.2	11.8	3.6	2.6	1.2	2.5	2.4
Western Hem. n.s.	399	69.0	10.1	35.8	28.0	8.8	6.0	15.5	2.3	5.4	8.4	5.8	9.9
<b>Countries &amp; Areas n.s.</b>	<b>898</b>	<b>3,680.2</b>	<b>1,011.4</b>	<b>1,103.6</b>	<b>1,042.9</b>	<b>1,197.4</b>	<b>664.1</b>	<b>6,644.4</b>	<b>1,514.9</b>	<b>1,394.1</b>	<b>664.7</b>	<b>938.1</b>	<b>749.5</b>
<b>Memorandum Items</b>													
Africa	605	918.3	249.9	188.7	184.1	195.1	194.2	207.2	52.1	36.9	47.9	44.4	45.0
Middle East	405	212.0	50.9	48.5	36.4	29.7	34.2	464.3	80.7	117.5	92.4	106.6	84.9
European Union	998	18,204.7	3,910.4	3,787.5	4,257.2	4,147.0	3,668.8	22,564.1	5,552.9	6,144.5	6,700.5	6,868.2	6,888.8
Export earnings: fuel	080	1,220.6	261.6	292.8	292.0	297.5	189.5	766.0	134.0	203.0	187.9	259.9	265.0
Export earnings: nonfuel	092	64,819.5	14,839.6	15,473.6	15,896.4	14,563.9	14,313.4	61,238.7	14,870.8	15,603.1	15,823.4	16,093.5	16,819.0



# Italy (136)

In Millions of U.S. Dollars

		Exports (FOB)						Imports (CIF)					
		2015	2015Q3	2015Q4	2016Q1	2016Q2	2016Q3	2015	2015Q3	2015Q4	2016Q1	2016Q2	2016Q3
IFS World		458,473.2	111,577.3	116,643.0	109,298.1	117,721.9	112,700.6	407,917.0	98,196.3	99,947.3	99,024.0	102,022.4	97,161.2
World	001	456,989.4	111,046.4	116,213.9	109,278.1	121,600.6	112,701.6	410,918.8	98,727.7	100,735.8	99,150.1	105,560.9	97,167.5
Advanced Economies	110	316,704.4	77,219.0	79,698.2	78,373.5	85,294.8	78,945.5	256,558.3	60,413.0	64,763.4	63,918.5	68,445.9	61,362.3
Euro Area	163	183,063.6	44,521.9	45,755.0	46,478.9	50,029.8	45,564.6	190,443.3	45,025.0	48,334.3	46,997.6	50,372.1	45,480.8
Austria	122	9,518.9	2,337.0	2,389.5	2,339.7	2,607.0	2,407.0	9,408.9	2,267.7	2,342.5	2,220.9	2,415.8	2,177.6
Belgium	124	15,001.4	3,780.6	3,818.2	3,944.8	3,853.7	3,411.9	18,993.0	4,728.7	4,451.8	5,135.9	5,146.7	4,547.1
Cyprus	423	555.4	130.0	128.4	142.1	142.0	127.9	87.6	35.2	15.7	18.0	17.2	15.2
Estonia	939	427.1	112.0	107.0	103.5	129.5	110.6	150.4	29.5	31.2	30.7	32.8	29.3
Finland	172	1,591.1	382.2	384.0	428.6	465.2	381.6	1,479.0	303.6	353.8	339.5	398.7	368.0
France	132	47,308.1	11,304.9	11,817.0	12,227.9	13,022.9	11,497.3	35,674.1	8,375.5	9,118.5	8,870.4	9,480.6	8,332.2
Germany	134	56,301.9	13,916.0	13,823.1	14,317.7	15,278.9	14,482.6	63,865.3	15,258.5	16,127.6	15,865.4	17,376.2	15,730.2
Greece	174	4,116.7	876.0	1,077.9	997.5	1,148.8	1,071.6	2,822.0	720.7	658.8	708.0	727.5	621.1
Ireland	178	1,391.8	334.4	374.7	353.4	403.3	464.2	4,561.5	1,063.7	1,218.5	859.6	885.3	894.3
Latvia	941	510.5	129.6	125.4	97.7	117.6	129.9	117.5	25.9	35.3	28.9	31.1	33.5
Lithuania	946	857.2	207.7	215.0	191.8	243.1	212.1	509.0	132.6	140.6	114.3	121.0	132.4
Luxembourg	137	579.7	123.6	133.1	126.6	138.9	123.8	1,029.6	253.9	247.5	204.9	245.3	261.6
Malta	181	1,767.6	463.2	398.3	352.6	521.3	418.3	318.8	82.4	63.6	63.4	66.3	73.2
Netherlands	138	10,600.4	2,567.2	2,748.7	2,724.5	2,818.8	2,566.7	22,806.4	5,205.1	6,208.1	5,350.1	5,464.3	5,360.6
Portugal	182	3,725.4	888.3	937.7	928.9	1,032.9	928.3	1,670.5	366.0	460.6	408.3	468.1	390.7
Slovak Republic	936	2,783.4	664.5	684.4	687.9	800.9	697.3	3,430.4	751.4	903.9	856.7	1,008.2	820.4
Slovenia	961	4,115.4	1,051.1	970.5	965.0	1,065.7	987.2	2,917.9	680.5	734.6	710.6	746.0	673.0
Spain	184	21,911.7	5,253.7	5,622.2	5,548.8	6,239.4	5,546.3	20,601.5	4,744.3	5,221.8	5,211.9	5,741.0	5,020.4
Australia	193	3,960.1	982.4	1,066.4	841.3	1,045.8	1,000.9	559.2	130.4	124.1	132.7	163.7	123.2
Canada	156	4,075.5	1,051.2	1,048.6	926.2	1,054.9	1,052.0	1,620.4	355.2	389.1	432.5	404.4	311.0
China,P.R.: Hong Kong	532	6,543.2	1,698.3	1,650.1	1,474.9	1,611.6	1,654.8	346.5	77.1	128.9	65.4	73.6	66.8
China,P.R.: Macao	546	180.8	46.4	42.7	42.2	33.6	49.1	2.3	0.4	0.5	1.5	1.2	1.1
Czech Republic	935	5,604.4	1,367.0	1,415.3	1,440.5	1,608.6	1,440.0	6,142.4	1,450.6	1,553.7	1,750.5	1,901.8	1,636.1
Denmark	128	2,852.5	672.8	721.4	744.9	808.3	727.7	2,403.3	582.5	588.8	584.6	618.1	610.6
Iceland	176	123.7	30.3	38.1	34.0	37.4	30.9	38.4	10.2	6.5	7.1	7.6	6.3
Israel	436	2,725.2	636.3	747.2	648.8	757.6	668.4	981.7	223.8	218.0	287.8	267.4	206.1
Japan	158	6,106.9	1,521.2	1,580.7	1,538.2	1,689.0	1,745.9	3,459.8	821.4	873.6	1,090.2	1,372.4	973.2
Korea, Republic of	542	4,985.3	1,296.8	1,252.0	1,039.1	1,093.0	1,098.1	3,546.1	859.5	928.9	858.7	887.9	713.3
New Zealand	196	471.6	119.7	135.2	109.7	128.0	139.8	292.7	72.1	67.2	64.8	81.2	71.2
Norway	142	1,762.1	400.9	419.0	458.2	443.2	397.8	1,013.9	215.1	305.0	162.4	161.3	300.0
San Marino	135	43.6	9.1	10.7	9.7	5.9	6.4	....	....	....	....	....	....
Singapore	576	2,167.7	510.0	650.0	496.1	529.0	500.3	278.6	65.2	69.2	64.6	60.7	97.0
Sweden	144	4,607.7	1,098.5	1,172.9	1,152.0	1,266.6	1,102.0	3,870.0	902.8	962.3	974.5	1,048.0	953.8
Switzerland	146	21,360.9	5,037.8	5,335.0	5,001.6	5,651.7	5,158.5	11,936.6	2,759.7	2,882.1	3,032.2	3,197.1	2,766.5
Taiwan Prov.of China	528	1,375.4	337.0	383.7	348.1	348.5	372.1	1,811.6	443.7	414.3	528.7	560.5	457.8
United Kingdom	112	24,783.4	6,134.8	6,361.1	5,924.5	6,579.4	6,165.9	12,061.0	2,805.0	3,252.4	2,962.3	3,238.4	2,906.5
United States	111	39,875.3	9,737.4	9,904.5	9,657.6	10,565.9	10,063.2	15,750.4	3,613.2	3,664.5	3,919.3	4,028.4	3,681.0
Vatican	187	35.5	9.0	8.6	7.0	6.9	7.2	0.0	....	0.0	1.1	....	....
Emerg. & Dev. Economies	200	135,617.3	32,704.9	35,158.0	29,730.3	35,168.7	32,628.9	152,926.7	37,973.8	35,592.2	34,937.2	36,809.1	35,496.3
Emerg. & Dev. Asia	505	21,848.3	5,191.7	5,861.8	4,721.4	6,318.1	5,802.7	46,087.8	12,164.7	10,618.5	11,913.0	11,428.8	11,707.9
American Samoa	859	0.5	0.0	0.3	0.0	0.1	0.0	0.0	0.0	....	....	....	0.0
Bangladesh	513	524.3	128.3	128.4	100.9	129.9	172.8	1,430.8	408.6	270.8	448.5	300.4	407.7
Bhutan	514	3.3	0.2	2.7	0.9	0.4	0.5	3.8	1.3	0.1	....	....	0.1
Brunei Darussalam	516	53.1	4.5	7.5	3.5	6.5	9.5	0.0	0.0	0.0	0.1	0.1	....
Cambodia	522	60.4	10.5	14.7	16.8	17.4	16.1	331.1	99.7	80.2	87.1	69.2	103.3
China,P.R.: Mainland	924	11,531.1	2,683.5	3,058.5	2,535.4	3,137.2	3,136.7	31,367.9	8,346.3	7,339.9	7,957.3	7,532.8	7,931.4
Fiji	819	8.1	2.1	1.8	5.2	1.4	10.9	12.8	0.0	12.8	0.0	0.0	0.1
F.T. French Polynesia	887	22.0	5.0	6.6	6.0	5.6	5.8	5.1	1.7	0.2	1.9	0.2	1.7
F.T. New Caledonia	839	37.5	9.3	11.6	9.0	14.0	8.3	2.7	0.1	0.0	0.4	1.5	5.0
Guam	829	8.6	2.4	2.2	2.0	2.3	2.0	0.1	....	0.1	0.0	0.1	0.0
India	534	3,708.0	917.6	1,003.0	786.6	904.8	940.7	4,439.7	1,130.1	957.9	1,223.4	1,231.2	1,118.9
Indonesia	536	1,224.3	292.5	372.2	276.9	336.2	280.5	2,212.6	550.2	479.7	480.6	505.9	424.2
Kiribati	826	0.0	0.0	0.0	....	0.1	0.3	....	....	....	....	....	....
Lao People's Dem.Rep	544	9.9	1.7	1.8	1.5	2.2	1.2	15.6	4.9	3.4	15.3	5.6	5.7
Malaysia	548	1,057.6	248.5	302.5	217.4	320.5	266.3	988.5	266.0	264.9	289.2	263.0	280.5
Maldives	556	26.0	6.3	9.4	8.3	7.7	8.3	15.4	2.9	3.2	3.4	3.0	0.9

# Italy (136)

In Millions of U.S. Dollars

		Exports (FOB)						Imports (CIF)					
		2015	2015Q3	2015Q4	2016Q1	2016Q2	2016Q3	2015	2015Q3	2015Q4	2016Q1	2016Q2	2016Q3
Marshall Islands	867	32.1	13.7	3.4	0.1	426.6	10.0	....	....	....	....	....	0.0
Micronesia	868	0.0	0.0	....	....	0.0	....	0.4	0.2	0.0	....	....	....
Mongolia	948	28.6	10.3	5.5	7.5	8.7	8.8	52.1	9.9	13.5	12.8	8.8	9.3
Myanmar	518	77.8	14.7	22.1	18.7	24.8	15.8	62.4	22.9	13.6	22.3	22.0	32.9
Nauru	836	0.0	....	....	0.1	0.0	....	0.2	....	....	0.0	....	....
Nepal	558	15.6	3.6	3.1	3.5	3.8	6.1	11.0	3.7	2.5	2.5	2.9	2.7
Palau	565	0.1	0.0	0.1	0.0	....	0.0	....	....	....	....	....	0.0
Papua New Guinea	853	13.7	5.0	2.4	1.1	1.7	3.2	108.9	25.9	27.2	14.4	17.9	21.6
Philippines	566	603.5	183.0	150.0	117.7	217.4	166.9	270.4	66.3	64.8	61.2	62.6	60.4
Samoa	862	0.3	0.0	0.1	0.0	0.1	0.3	0.0	....	0.0	....	....	0.0
Solomon Islands	813	0.2	0.1	0.0	....	0.1	0.0	44.1	8.2	13.2	7.4	11.0	10.8
Sri Lanka	524	206.1	42.7	64.9	53.9	64.8	62.0	406.3	100.5	109.1	92.0	100.6	97.8
Thailand	578	1,380.2	299.9	368.2	296.8	368.3	384.0	1,350.4	338.8	310.2	392.4	430.5	391.6
Timor-Leste	537	0.4	0.0	0.1	0.0	0.0	0.1	0.0	....	....	....	0.1	....
Tonga	866	0.0	0.0	0.0	....	0.0	....	0.0	....	0.0	....	....	0.2
Tuvalu	869	....	....	....	....	0.0	....	....	....	....	....	....	....
Vanuatu	846	0.7	0.3	0.1	0.1	0.1	0.1	2.5	....	2.5	0.1	....	0.0
Vietnam	582	1,208.2	305.4	315.2	250.8	314.1	285.1	2,952.6	776.5	648.7	800.8	859.3	801.1
Asia n.s.	598	6.1	0.7	3.5	0.7	1.1	0.3	0.2	0.0	0.0	0.0	0.0	0.0
<b>Europe</b>	170	<b>57,555.4</b>	<b>14,089.9</b>	<b>14,883.2</b>	<b>13,165.0</b>	<b>15,250.5</b>	<b>14,034.5</b>	<b>63,515.4</b>	<b>15,215.6</b>	<b>15,019.6</b>	<b>14,151.9</b>	<b>15,303.0</b>	<b>13,710.9</b>
<b>Emerg. &amp; Dev. Europe</b>	903	<b>45,707.6</b>	<b>10,862.4</b>	<b>11,605.6</b>	<b>10,682.8</b>	<b>12,444.4</b>	<b>11,021.0</b>	<b>37,038.2</b>	<b>8,760.3</b>	<b>9,373.7</b>	<b>9,381.1</b>	<b>10,032.3</b>	<b>8,871.8</b>
Albania	914	1,432.0	356.5	406.6	310.5	398.0	336.1	899.0	227.9	229.2	240.3	254.5	240.8
Bosnia and Herzegovina	963	705.2	165.1	188.2	166.5	207.3	168.8	735.2	187.4	174.2	186.5	207.9	175.8
Bulgaria	918	2,222.1	526.4	582.2	541.7	614.0	530.1	2,553.1	577.8	570.9	690.3	708.8	652.2
Croatia	960	2,887.8	724.9	684.8	696.9	748.8	709.9	1,562.4	370.5	416.1	354.1	429.4	377.0
Faroe Islands	816	14.4	0.3	13.5	0.4	16.0	0.5	0.1	0.0	0.0	0.0	0.1	0.1
Gibraltar	823	1,171.8	137.7	344.1	188.3	177.7	260.4	49.8	30.3	2.9	6.2	....	0.5
Hungary	944	4,583.1	1,148.7	1,129.5	1,186.2	1,327.4	1,182.1	4,942.9	1,236.3	1,240.2	1,209.9	1,340.6	1,228.3
Kosovo	967	88.8	24.6	24.6	21.2	27.6	24.7	24.9	2.8	1.1	1.5	1.7	1.3
Macedonia, FYR	962	278.2	70.3	79.5	61.4	81.1	64.7	205.6	50.0	46.1	44.9	47.1	49.6
Montenegro	943	135.0	40.8	28.2	30.0	47.7	40.4	48.8	9.4	11.1	8.1	9.4	5.8
Poland	964	12,088.6	2,960.0	3,041.2	2,938.9	3,325.9	3,028.2	9,514.3	2,265.4	2,466.3	2,446.5	2,540.1	2,196.9
Romania	968	7,413.7	1,744.9	1,942.4	1,682.8	1,979.3	1,773.7	7,122.3	1,699.8	1,837.0	1,714.2	1,759.4	1,682.8
Serbia, Republic of	942	1,628.6	359.6	399.9	406.2	475.8	390.4	2,011.2	425.4	446.1	515.5	592.7	441.5
Turkey	186	11,058.1	2,602.5	2,740.9	2,451.7	3,017.6	2,511.0	7,368.5	1,677.1	1,932.6	1,962.9	2,140.4	1,819.2
<b>CIS</b>	901	<b>11,831.3</b>	<b>3,222.5</b>	<b>3,272.6</b>	<b>2,477.4</b>	<b>2,801.7</b>	<b>3,004.8</b>	<b>26,475.5</b>	<b>6,455.2</b>	<b>5,644.5</b>	<b>4,770.4</b>	<b>5,270.6</b>	<b>4,839.0</b>
Armenia	911	120.1	30.7	30.0	23.5	29.0	27.6	34.1	9.6	8.3	5.6	8.8	11.0
Azerbaijan, Rep. of	912	729.9	265.2	115.4	76.3	71.9	69.6	4,801.2	1,122.4	1,027.6	657.1	813.3	968.8
Belarus	913	416.9	86.9	135.1	52.5	85.3	84.4	125.2	25.1	34.5	25.2	21.7	18.0
Georgia	915	192.7	52.7	55.1	53.7	65.2	67.2	158.0	14.9	20.9	19.2	18.4	16.6
Kazakhstan	916	859.5	233.1	307.5	368.9	237.8	188.3	2,588.0	751.5	502.0	367.8	552.0	412.1
Kyrgyz Republic	917	22.6	6.5	6.7	4.6	5.5	7.1	1.0	0.1	0.2	0.2	0.2	0.1
Moldova	921	219.8	51.8	58.8	47.6	65.9	55.5	235.3	61.0	53.7	53.5	63.0	65.3
Russian Federation	922	7,859.7	2,135.0	2,110.7	1,529.2	1,843.4	2,028.5	15,981.2	3,911.2	3,350.5	3,065.1	2,999.9	2,671.3
Tajikistan	923	22.8	7.2	9.1	3.9	6.0	23.9	49.7	8.4	15.1	19.7	33.3	20.9
Turkmenistan	925	233.4	37.8	110.9	34.7	60.0	43.5	182.6	54.3	33.5	34.6	154.6	141.8
Ukraine	926	1,000.2	276.3	285.7	249.2	286.8	353.5	2,313.4	495.3	596.1	521.2	600.5	508.3
Uzbekistan	927	153.8	39.4	47.8	33.4	44.9	55.6	5.8	1.3	2.0	1.2	5.1	4.7
Europe n.s.	884	16.5	5.1	4.9	4.8	4.4	8.7	1.7	0.1	1.4	0.3	0.1	0.1
<b>Mid East, N Africa, Pak</b>	440	<b>35,237.3</b>	<b>8,098.0</b>	<b>9,232.5</b>	<b>7,755.2</b>	<b>8,846.5</b>	<b>7,881.3</b>	<b>24,521.5</b>	<b>6,334.8</b>	<b>5,294.8</b>	<b>5,020.3</b>	<b>5,642.6</b>	<b>6,037.4</b>
Afghanistan, I.R. of	512	8.8	2.5	2.7	1.5	2.8	3.3	2.0	0.6	0.7	0.2	0.4	0.3
Algeria	612	4,586.7	939.8	1,186.2	947.4	1,274.1	852.6	3,350.9	835.5	771.3	1,033.8	1,206.0	1,049.6
Bahrain, Kingdom of	419	224.0	47.9	60.1	77.5	92.9	53.3	88.0	23.0	10.6	30.0	17.8	41.5
Djibouti	611	38.9	6.5	10.7	12.2	3.7	6.3	1.4	0.6	0.2	0.0	0.2	0.2
Egypt	469	3,266.3	724.3	907.8	648.4	1,008.2	870.6	2,204.3	625.1	417.4	485.2	402.4	371.0
Iran, I.R. of	429	1,324.6	315.1	380.3	336.1	403.9	446.8	521.3	114.2	126.0	110.0	109.2	355.2
Iraq	433	1,013.7	260.8	213.8	161.5	169.2	159.9	3,728.6	1,068.5	1,066.0	590.1	1,000.8	1,153.9
Jordan	439	736.6	147.8	240.4	242.2	197.7	230.5	55.5	12.4	13.9	13.9	11.7	10.8
Kuwait	443	855.8	193.9	230.6	240.5	312.7	316.8	205.1	51.2	81.7	114.6	156.0	349.9
Lebanon	446	1,314.9	316.8	291.3	319.5	343.8	290.3	40.8	12.6	10.4	7.5	11.0	10.1

# Italy (136)

In Millions of U.S. Dollars

		Exports (FOB)						Imports (CIF)					
		2015	2015Q3	2015Q4	2016Q1	2016Q2	2016Q3	2015	2015Q3	2015Q4	2016Q1	2016Q2	2016Q3
Libya	672	1,647.3	409.7	357.5	302.5	277.4	251.2	3,793.5	893.7	612.3	429.6	436.0	483.3
Mauritania	682	29.3	5.9	7.8	7.4	5.6	10.9	153.9	43.4	29.7	34.7	18.6	15.6
Morocco	686	1,625.9	361.0	481.5	414.7	515.1	424.9	882.2	192.6	217.8	232.0	232.2	185.4
Oman	449	718.7	165.6	224.7	211.3	168.0	355.5	85.1	10.5	27.6	14.1	19.7	7.6
Pakistan	564	487.3	109.8	151.6	144.7	174.3	188.3	641.5	160.8	142.1	175.4	188.1	158.2
Qatar	453	1,091.7	261.9	287.1	256.1	249.4	215.6	1,506.4	301.8	321.9	274.3	131.4	283.0
Saudi Arabia	456	5,657.8	1,298.2	1,453.0	1,167.6	1,172.6	972.9	3,717.6	1,127.9	662.4	646.5	633.9	695.7
Somalia	726	24.8	5.1	5.9	3.6	8.7	5.7	0.4	0.1	0.1	0.2	0.1	0.2
Sudan	732	137.7	36.8	31.9	29.3	39.6	28.4	17.5	3.2	6.4	3.6	3.5	3.3
Syrian Arab Republic	463	152.2	23.3	72.2	18.6	21.3	16.9	24.6	5.1	3.8	2.9	2.0	1.6
Tunisia	744	3,368.3	783.8	769.8	761.7	880.6	773.2	2,548.3	592.4	612.1	626.7	680.1	556.4
United Arab Emirates	466	6,846.1	1,668.6	1,842.0	1,434.3	1,503.1	1,390.3	945.0	259.0	158.9	193.4	379.7	303.3
West Bank and Gaza	487	13.5	4.1	3.9	3.0	3.9	5.2	0.7	0.1	0.4	0.5	0.5	0.2
Yemen, Republic of	474	66.3	8.7	19.4	13.8	18.0	11.9	6.7	0.6	1.2	0.8	1.6	1.0
<b>Sub-Saharan Africa</b>	<b>603</b>	<b>6,090.4</b>	<b>1,461.6</b>	<b>1,512.8</b>	<b>1,147.3</b>	<b>1,286.7</b>	<b>1,260.0</b>	<b>8,318.3</b>	<b>1,718.4</b>	<b>2,094.9</b>	<b>1,550.7</b>	<b>1,817.1</b>	<b>1,588.0</b>
Angola	614	285.6	61.8	71.4	49.7	56.4	53.2	968.2	133.6	358.2	63.7	184.7	190.8
Benin	638	71.2	22.6	17.2	11.9	12.0	8.6	6.4	2.5	1.6	2.4	2.2	1.5
Botswana	616	5.8	0.6	1.8	2.1	1.7	1.7	11.8	3.6	3.8	1.7	2.9	2.5
Burkina Faso	748	66.2	27.7	14.2	11.1	16.5	13.4	5.9	1.5	1.4	0.3	0.2	1.6
Burundi	618	3.4	0.6	1.4	0.7	2.0	1.3	3.6	0.6	0.8	0.8	0.4	0.1
Cabo Verde	624	9.0	1.5	2.6	3.2	1.5	4.0	2.4	0.6	0.8	1.1	2.2	2.4
Cameroon	622	109.0	26.9	26.4	23.4	32.2	32.4	231.7	80.4	52.0	77.1	120.3	141.9
Central African Rep.	626	21.0	10.7	7.3	3.4	1.9	4.9	0.4	0.0	0.2	0.1	0.6	0.4
Chad	628	41.8	7.2	8.6	3.0	4.4	1.6	52.5	49.9	1.6	....	0.0	....
Comoros	632	0.7	0.0	0.2	0.1	0.4	0.2	0.2	0.1	0.1	0.0	0.1	0.2
Congo, Dem. Rep. of	636	54.4	12.1	12.3	11.1	17.4	9.1	86.6	8.5	29.3	60.3	91.5	10.4
Congo, Republic of	634	211.7	51.4	38.4	28.2	35.4	32.1	1,089.0	228.3	381.2	171.8	147.9	139.7
Côte d'Ivoire	662	358.9	54.5	69.3	48.4	54.4	48.1	337.4	81.8	77.9	82.0	73.5	71.7
Equatorial Guinea	642	44.9	10.2	9.0	7.2	5.8	6.1	271.7	0.6	72.9	41.1	68.8	82.4
Eritrea	643	19.3	4.6	4.6	2.7	4.3	4.0	2.8	0.6	0.8	0.8	0.6	0.5
Ethiopia	644	339.6	79.5	112.1	96.2	73.7	92.6	64.6	14.7	14.0	12.1	15.0	12.2
Gabon	646	71.3	16.5	14.6	11.8	11.8	12.3	520.3	131.2	73.6	67.5	119.5	100.1
Gambia, The	648	6.1	0.9	1.9	0.8	0.9	1.3	1.2	0.5	0.5	....	0.2	0.0
Ghana	652	225.4	59.9	61.4	57.4	76.9	53.0	381.9	68.5	137.8	62.1	83.1	32.2
Guinea	656	62.0	16.8	15.6	14.8	13.5	13.9	5.1	1.3	1.3	1.2	0.7	1.7
Guinea-Bissau	654	1.6	0.2	0.7	0.7	0.5	0.8	1.1	0.6	0.3	0.1	0.1	0.1
Kenya	664	225.3	63.9	55.6	62.8	49.4	56.9	99.6	24.2	18.7	15.8	14.6	10.5
Lesotho	666	0.7	0.2	0.4	0.1	0.0	0.0	0.0	....	....	0.0	....	0.0
Liberia	668	18.9	2.6	3.0	3.1	8.1	5.3	3.3	1.1	0.6	26.2	0.6	1.2
Madagascar	674	32.0	7.7	10.3	7.1	8.5	8.6	35.5	5.6	5.7	7.9	6.5	8.8
Malawi	676	14.2	3.5	2.4	2.9	5.0	3.0	21.8	6.7	0.7	1.6	8.8	1.0
Mali	678	86.3	23.6	25.8	12.2	29.0	15.7	10.8	2.3	2.4	2.0	1.4	1.7
Mauritius	684	85.7	19.4	29.0	18.7	22.6	19.1	133.5	28.8	39.0	37.4	47.6	33.2
Mozambique	688	59.8	15.3	13.5	13.8	15.0	10.3	397.1	105.7	100.1	103.7	120.3	89.7
Namibia	728	23.9	5.2	7.5	16.4	7.0	4.5	118.1	23.7	23.6	51.0	49.1	51.9
Niger	692	19.6	5.5	4.7	3.3	3.3	5.3	0.2	....	0.0	....	0.0	0.0
Nigeria	694	799.6	197.8	180.5	134.6	127.7	143.9	876.4	140.1	186.8	191.2	150.3	124.8
Rwanda	714	19.5	3.5	5.5	1.4	4.1	2.5	2.9	0.6	0.7	0.7	1.1	0.2
São Tomé & Príncipe	716	0.8	0.0	0.5	0.1	0.0	0.0	0.5	0.2	0.1	0.0	0.1	0.3
Senegal	722	223.6	54.2	50.9	45.0	64.4	63.1	92.6	24.0	18.2	19.8	21.0	18.1
Seychelles	718	22.9	5.9	6.4	3.9	7.9	5.7	40.2	10.3	10.4	6.4	17.1	14.3
Sierra Leone	724	10.7	1.9	3.0	2.2	2.3	2.6	0.6	0.4	0.0	0.0	0.4	0.0
South Africa	199	2,108.6	520.5	532.7	391.0	436.7	452.9	1,955.4	400.6	409.8	365.2	368.5	386.7
South Sudan, Rep. of	733	1.6	0.1	0.1	....	....	....	....	....	....	....	....	....
Swaziland	734	6.8	1.2	2.5	0.6	12.2	2.3	7.6	2.0	1.8	1.6	2.1	1.6
Tanzania	738	100.7	23.5	26.7	19.1	22.4	28.7	43.7	7.9	7.9	13.9	12.5	8.0
Togo	742	100.2	9.7	22.7	7.1	9.1	8.4	10.7	2.6	2.6	3.5	6.1	3.4
Uganda	746	49.0	16.7	12.2	8.9	17.7	18.3	121.6	28.6	26.6	32.9	28.2	22.3
Zambia	754	49.7	8.0	17.5	2.5	4.7	4.1	217.5	79.1	15.3	3.6	35.5	7.6
Zimbabwe	698	21.4	5.4	8.6	2.6	5.6	3.9	84.0	14.3	14.0	20.0	10.7	10.3

# Italy (136)

In Millions of U.S. Dollars

		Exports (FOB)						Imports (CIF)					
		2015	2015Q3	2015Q4	2016Q1	2016Q2	2016Q3	2015	2015Q3	2015Q4	2016Q1	2016Q2	2016Q3
Africa n.s.	799	0.1	0.0	....	0.0	0.2	0.2	....	....	....	....	0.1	0.0
<b>Western Hemisphere</b>	<b>205</b>	<b>14,885.9</b>	<b>3,863.6</b>	<b>3,667.7</b>	<b>2,941.4</b>	<b>3,467.0</b>	<b>3,650.5</b>	<b>10,483.6</b>	<b>2,540.2</b>	<b>2,564.4</b>	<b>2,301.3</b>	<b>2,617.6</b>	<b>2,452.2</b>
Anguilla	312	1.2	0.1	0.6	0.1	0.1	0.2	....	....	....	....	....	....
Antigua and Barbuda	311	6.1	1.6	1.9	0.9	1.1	1.2	0.4	....	0.0	0.0	0.0	0.1
Argentina	213	1,176.2	279.4	339.9	285.7	280.2	317.8	944.6	246.7	272.7	231.2	267.8	291.1
Aruba	314	8.6	2.1	2.2	1.5	2.2	1.2	0.0	....	0.0	0.0	0.0	0.0
Bahamas, The	313	90.2	41.0	12.2	8.1	5.6	18.7	5.2	1.8	0.7	0.7	0.9	0.3
Barbados	316	8.1	1.8	2.8	1.9	1.8	2.8	0.8	0.0	0.1	0.3	0.0	0.1
Belize	339	34.2	17.5	1.2	0.9	4.6	0.9	0.2	0.1	....	0.0	0.4	13.4
Bermuda	319	8.1	1.8	2.3	2.7	2.3	2.0	7.8	0.0	7.7	0.0	0.0	0.0
Bolivia	218	118.4	29.9	31.3	16.4	22.2	21.2	77.3	11.9	10.9	13.0	20.3	10.4
Brazil	223	4,290.1	1,124.5	913.2	772.0	876.8	980.2	3,551.6	931.3	813.2	815.6	1,040.6	889.8
Chile	228	1,065.2	260.1	275.6	214.6	235.8	281.9	1,234.1	293.7	253.4	212.7	257.1	230.4
Colombia	233	709.4	168.0	187.3	145.3	171.4	150.7	811.3	159.8	196.5	154.4	170.1	134.9
Costa Rica	238	151.4	37.7	42.4	37.4	40.4	36.7	268.0	51.2	61.4	59.0	86.5	68.8
Curacao	354	6.9	2.3	1.6	....	....	....	....	....	....	....	....	....
Dominica	321	0.7	0.2	0.4	0.1	7.2	0.9	0.1	0.0	0.0	....	0.0	....
Dominican Republic	243	279.1	70.6	83.4	85.6	111.3	86.4	35.8	7.6	8.2	10.7	14.9	17.0
Ecuador	248	294.2	76.0	86.1	50.7	62.3	55.7	345.2	85.7	74.6	95.2	102.4	99.7
El Salvador	253	61.0	12.8	18.1	17.1	18.6	12.1	25.1	5.9	6.8	7.5	6.7	7.8
Falkland Islands	323	0.4	0.4	0.0	0.0	0.2	0.0	0.0	....	0.0	....	....	....
Greenland	326	0.4	0.1	0.1	0.1	0.1	0.1	....	....	....	....	....	....
Grenada	328	1.7	0.1	0.4	0.2	0.2	0.2	0.0	0.0	0.0	....	0.0	0.0
Guatemala	258	114.7	27.5	35.9	23.4	30.2	34.2	117.1	29.1	32.9	41.0	27.9	27.7
Guyana	336	6.1	1.2	2.1	1.7	1.6	1.3	24.0	7.1	8.7	9.0	6.3	9.6
Haiti	263	14.5	4.1	3.5	2.4	3.0	7.1	2.4	1.1	0.4	0.5	0.3	0.8
Honduras	268	67.4	15.1	16.4	11.1	12.9	13.8	71.9	19.4	14.5	16.5	24.0	18.7
Jamaica	343	24.5	4.2	7.6	4.9	5.1	10.4	2.7	0.8	0.8	0.5	0.6	0.4
Mexico	273	3,856.4	954.7	1,040.7	935.5	1,048.1	1,037.8	1,402.3	306.3	454.4	350.0	254.6	320.5
Montserrat	351	1.8	0.6	0.5	0.2	0.3	0.3	0.0	....	....	....	0.0	0.0
Nicaragua	278	23.7	6.3	8.6	6.1	9.2	10.9	40.1	11.2	8.6	5.6	9.4	6.8
Panama	283	390.0	129.6	80.1	61.1	99.6	74.6	30.1	8.6	7.1	4.7	4.4	5.3
Paraguay	288	70.3	15.8	17.7	13.1	18.6	18.9	337.5	98.8	80.2	55.0	89.8	87.9
Peru	293	720.0	141.2	235.8	109.0	132.5	165.8	602.1	125.6	137.8	108.8	127.9	127.8
Sint Maarten	352	11.4	1.2	5.6	....	....	5.0	....	....	....	....	....	....
St. Kitts and Nevis	361	16.9	12.2	0.3	0.1	0.6	0.2	0.1	....	....	....	....	0.0
St. Lucia	362	2.1	0.4	0.7	0.6	0.7	0.5	0.5	0.1	0.2	0.0	0.1	....
St. Vincent & Grens.	364	8.0	0.3	0.6	0.4	1.1	1.3	0.1	0.1	0.0	0.1	0.5	0.0
Suriname	366	23.1	3.1	2.4	1.5	3.2	2.0	0.5	0.2	0.1	0.2	1.8	0.1
Trinidad and Tobago	369	98.7	18.0	40.5	23.6	20.3	22.0	46.6	9.4	12.1	3.7	3.9	5.7
Uruguay	298	218.3	57.4	55.1	54.8	54.0	65.3	301.1	76.0	63.7	65.8	58.9	52.8
Venezuela, Rep. Bol.	299	479.4	117.6	83.7	46.9	57.6	56.3	149.5	48.3	33.8	26.2	28.9	21.5
Western Hem. n.s.	399	427.0	225.0	26.8	3.7	124.2	151.9	47.5	2.5	2.9	13.6	10.6	2.7
<b>Other Countries n.i.e</b>	<b>910</b>	<b>368.0</b>	<b>92.2</b>	<b>120.5</b>	<b>77.3</b>	<b>93.5</b>	<b>90.0</b>	<b>25.0</b>	<b>5.9</b>	<b>8.2</b>	<b>6.2</b>	<b>4.8</b>	<b>6.0</b>
Cuba	928	366.3	92.1	119.5	77.0	93.2	89.4	24.6	5.8	8.1	6.1	4.8	6.0
Korea, Dem. People's Rep.	954	1.6	0.1	1.0	0.3	0.3	0.6	0.4	0.1	0.1	0.1	0.0	0.0
<b>Special Categories</b>	<b>899</b>	<b>1,363.7</b>	<b>371.2</b>	<b>303.9</b>	<b>216.3</b>	<b>279.0</b>	<b>278.4</b>	<b>....</b>	<b>....</b>	<b>....</b>	<b>....</b>	<b>....</b>	<b>....</b>
<b>Countries &amp; Areas n.s.</b>	<b>898</b>	<b>2,936.0</b>	<b>659.0</b>	<b>933.4</b>	<b>880.7</b>	<b>764.6</b>	<b>758.9</b>	<b>1,408.8</b>	<b>335.1</b>	<b>372.1</b>	<b>288.2</b>	<b>301.1</b>	<b>302.9</b>
<b>Memorandum Items</b>													
Africa	605	15,900.6	3,600.5	4,006.4	3,323.6	4,014.0	3,362.0	15,272.9	3,386.2	3,732.4	3,481.8	3,957.7	3,398.7
Middle East	405	24,929.5	5,846.8	6,584.3	5,432.6	5,942.1	5,587.7	16,923.4	4,505.7	3,514.4	2,913.7	3,313.5	4,068.1
European Union	998	250,107.0	60,900.0	62,805.8	62,787.4	68,288.3	62,224.3	240,615.0	56,915.7	61,221.9	59,684.6	63,956.9	57,725.0
Export earnings: fuel	080	36,925.3	9,000.4	9,658.4	7,678.5	8,436.2	7,921.3	46,709.4	11,524.2	10,155.6	8,389.9	9,608.9	9,828.1
Export earnings: nonfuel	092	420,064.1	102,046.0	106,555.5	101,599.6	113,164.4	104,780.3	364,209.4	87,203.6	90,580.2	90,760.2	95,952.0	87,339.4

# Jamaica (343)

In Millions of U.S. Dollars

		Exports (FOB)						Imports (CIF)					
		2015	2015Q3	2015Q4	2016Q1	2016Q2	2016Q3	2015	2015Q3	2015Q4	2016Q1	2016Q2	2016Q3
IFS World		1,265.1	287.2	293.8	271.7	343.3	....	4,994.6	1,228.6	1,197.0	1,083.8	1,213.2	....
World	001	1,287.3	309.1	284.7	239.6	299.4	279.6	5,008.4	1,245.5	1,255.6	1,222.3	1,347.8	1,448.1
Advanced Economies	110	993.6	219.4	225.0	192.8	239.1	233.5	2,746.5	686.1	691.5	658.3	704.7	754.3
Euro Area	163	137.2	13.4	45.3	17.2	59.1	51.8	327.8	106.5	86.5	80.3	85.3	106.6
Austria	122	0.0	0.0 r	0.0 r	0.0 r	0.0 r	0.0 r	10.9	4.0 r	2.9 r	2.5 r	1.0 r	1.7 r
Belgium	124	1.1	0.2 r	0.1 r	0.4 r	0.3 r	0.2 r	50.1	11.3 r	12.4 r	9.2 r	10.2 r	9.4 r
Cyprus	423	0.0	0.0 r	0.0 r	0.0 r	0.0 r	0.0 r	0.1	0.1 r	0.0 r	0.0 r	0.0 r	0.0 r
Estonia	939	....	....	....	....	....	....	0.1	0.1 r	....	0.0 r	0.0 r	....
Finland	172	0.0	0.0 r	0.0 r	0.0 r	0.0 r	0.0 r	1.4	0.1 r	0.4 r	0.1 r	0.0 r	0.0 r
France	132	7.7	1.3 r	1.7 r	0.8 r	0.7 r	1.1 r	29.6	6.6 r	8.1 r	10.8 r	11.2 r	16.0 r
Germany	134	3.8	1.3 r	1.0 r	0.4 r	1.2 r	1.3 r	83.8	21.1 r	26.9 r	29.1 r	28.3 r	27.1 r
Greece	174	0.0	0.0 r	0.0 r	0.0 r	0.0 r	0.0 r	1.3	0.3 r	0.3 r	0.4 r	0.3 r	0.3 r
Ireland	178	0.8	0.0 r	0.2 r	0.5 r	0.5 r	0.5 r	5.5	1.3 r	1.7 r	1.9 r	1.7 r	0.8 r
Italy	136	1.6	0.5 r	0.5 r	0.3 r	0.4 r	0.3 r	28.2	4.7 r	8.3 r	5.4 r	5.8 r	12.0 r
Latvia	941	....	....	....	....	....	....	0.0	....	0.0 r	0.0 r	0.0 r	0.0 r
Lithuania	946	....	....	....	0.0 r	0.0 r	....	0.1	0.0 r	0.0 r	....	0.0 r	0.0 r
Luxembourg	137	....	....	....	....	....	....	0.0	0.0 r	0.0 r	0.0 r	0.0 r	0.0 r
Malta	181	....	....	....	....	....	....	0.3	....	0.3 r	1.7 r	1.9 r	0.7 r
Netherlands	138	110.4	9.9 r	36.5 r	14.7 r	56.0 r	48.3 r	33.9	10.1 r	8.4 r	8.4 r	8.2 r	12.2 r
Portugal	182	....	....	....	....	....	....	1.1	0.3 r	0.5 r	0.2 r	0.1 r	0.3 r
Slovak Republic	936	....	....	....	....	....	....	0.1	0.0 r	0.1 r	0.0 r	0.0 r	0.0 r
Slovenia	961	11.5	0.2 r	5.3 r	....	....	....	1.2	0.1 r	0.3 r	0.2 r	0.4 r	0.1 r
Spain	184	0.1	0.0 r	0.0 r	0.1 r	0.1 r	0.1 r	80.1	46.3 r	15.9 r	10.4 r	16.1 r	26.1 r
Australia	193	0.7	0.2 r	0.2 r	0.2 r	0.1 r	0.1 r	25.2	5.3 r	6.3 r	2.8 r	2.0 r	0.4 r
Canada	156	182.5	55.0 r	55.4 r	44.2 r	43.9 r	16.4 r	94.7	24.4 r	25.2 r	20.0 r	20.6 r	21.7 r
China,P.R.: Hong Kong	532	1.3	0.0 r	0.7 r	0.3 r	0.2 r	0.3 r	23.1	3.5 r	2.5 r	8.6 r	8.9 r	9.6 r
China,P.R.: Macao	546	....	....	....	....	....	....	0.0	0.0 r	0.0 r	0.0 r	0.0 r	0.0 r
Czech Republic	935	0.0	0.0 r	0.0 r	0.0 r	0.0 r	0.0 r	0.9	0.2 r	0.1 r	4.9 r	0.3 r	0.3 r
Denmark	128	0.0	0.0 r	0.0 r	0.1 r	0.0 r	0.0 r	7.0	1.6 r	2.2 r	3.2 r	2.4 r	1.4 r
Iceland	176	99.0	20.6 r	9.7 r	6.8 r	0.0 r	11.0 r	0.0	....	....	....	....	....
Israel	436	0.0	0.0 r	0.0 r	0.0 r	0.0 r	0.0 r	5.4	1.5 r	1.1 r	1.1 r	0.8 r	1.0 r
Japan	158	17.5	5.2 r	5.1 r	2.7 r	4.5 r	8.7 r	177.3	47.2 r	54.6 r	50.4 r	55.6 r	58.8 r
Korea, Republic of	542	4.2	1.9 r	0.7 r	0.3 r	0.3 r	0.4 r	19.7	5.1 r	4.7 r	6.8 r	5.5 r	4.8 r
New Zealand	196	3.1	0.7 r	1.0 r	0.6 r	0.6 r	1.3 r	28.4	5.6 r	9.4 r	6.1 r	3.2 r	5.2 r
Norway	142	0.2	0.0 r	0.0 r	0.0 r	0.0 r	0.0 r	17.6	3.3 r	3.7 r	6.3 r	2.5 r	4.8 r
Singapore	576	0.3	0.0 r	0.0 r	0.1 r	0.0 r	0.2 r	23.7	5.4 r	7.6 r	5.0 r	7.1 r	4.0 r
Sweden	144	0.1	0.0 r	0.0 r	0.0 r	0.9 r	0.0 r	13.9	3.4 r	1.5 r	2.4 r	1.3 r	8.3 r
Switzerland	146	0.5	0.2 r	0.0 r	0.2 r	0.2 r	0.3 r	27.4	5.6 r	8.1 r	8.6 r	4.3 r	6.0 r
Taiwan Prov.of China	528	2.9	0.9 r	0.5 r	0.4 r	0.9 r	1.0 r	15.4	3.2 r	3.6 r	27.9 r	27.3 r	3.2 r
United Kingdom	112	77.2	12.9 r	11.2 r	9.8 r	22.2 r	10.9 r	66.0	16.3 r	17.5 r	13.0 r	23.0 r	17.3 r
United States	111	467.0	108.4 r	95.3 r	110.1 r	106.1 r	131.1 r	1,873.1	448.0 r	457.1 r	411.0 r	454.7 r	500.9 r
<b>Emerg. &amp; Dev. Economies</b>	<b>200</b>	<b>291.4</b>	<b>89.2</b>	<b>59.2</b>	<b>46.2</b>	<b>59.6</b>	<b>45.5</b>	<b>2,163.6</b>	<b>535.3</b>	<b>540.7</b>	<b>542.9</b>	<b>619.3</b>	<b>669.4</b>
<b>Emerg. &amp; Dev. Asia</b>	<b>505</b>	<b>29.9</b>	<b>12.7</b>	<b>1.0</b>	<b>1.1</b>	<b>0.6</b>	<b>0.8</b>	<b>565.3</b>	<b>154.3</b>	<b>149.3</b>	<b>104.4</b>	<b>139.4</b>	<b>129.7</b>
Bangladesh	513	....	....	....	....	....	....	1.3	0.3 r	0.3 r	0.3 r	0.3 r	0.3 r
Brunei Darussalam	516	0.0 e	0.0 e	0.0 e	0.0 e	0.0 e	0.0 e	....	....	....	....	....	....
Cambodia	522	0.0	0.0 r	0.0 r	0.0 r	0.0 r	0.0 r	0.1	0.0 r	0.0 r	0.0 r	0.0 r	0.0 r
China,P.R.: Mainland	924	28.6	12.4 r	0.8 r	0.7 r	0.4 r	0.6 r	409.0	108.4 r	109.3 r	66.5 r	93.4 r	85.2 r
F.T. French Polynesia	887	0.0 e	0.0 e	0.0 e	0.0 e	0.0 e	0.0 e	....	....	....	....	....	....
Guam	829	0.0	0.0 r	0.0 r	0.0 r	0.0 r	0.0 r	....	....	....	....	....	....
India	534	0.4	0.1 r	0.0 r	0.2 r	0.0 r	0.1 r	45.0	12.5 r	11.4 r	10.4 r	12.0 r	13.2 r
Indonesia	536	0.2	0.0 r	0.0 r	0.0 r	0.0 r	0.0 r	17.1	6.7 r	3.8 r	3.7 r	5.1 r	5.2 r
Malaysia	548	0.0	0.0 r	0.0 r	0.0 r	0.0 r	0.0 r	16.6	4.3 r	3.0 r	3.9 r	4.3 r	4.5 r
Mongolia	948	0.0 e	0.0 e	0.0 e	0.0 e	0.0 e	0.0 e	....	....	....	....	....	....
Nepal	558	0.0 e	0.0 e	0.0 e	0.0 e	0.0 e	0.0 e	0.0	0.0 r	0.0 r	0.0 r	0.0 r	0.0 r
Philippines	566	0.1	0.0 r	0.0 r	0.0 r	0.0 r	0.0 r	0.4	0.0 r	0.3 r	0.0 r	0.0 r	0.0 r
Sri Lanka	524	....	....	....	....	....	....	2.6	0.4 r	0.6 r	1.6 r	0.7 r	0.6 r
Thailand	578	0.2	0.1 r	0.0 r	0.0 r	0.0 r	0.1 r	52.1	16.3 r	15.6 r	13.5 r	18.4 r	15.4 r
Vietnam	582	0.4	0.1 r	0.1 r	0.1 r	0.1 r	0.1 r	7.9	1.9 r	1.9 r	1.7 r	1.9 r	2.0 r
Asia n.s.	598	....	....	....	....	....	....	13.2	3.2 r	3.2 r	2.9 r	3.2 r	3.3 r

# Jamaica (343)

In Millions of U.S. Dollars

		Exports (FOB)						Imports (CIF)					
		2015	2015Q3	2015Q4	2016Q1	2016Q2	2016Q3	2015	2015Q3	2015Q4	2016Q1	2016Q2	2016Q3
<b>Europe</b>	170	<b>131.5</b>	<b>47.6</b>	<b>29.6</b>	<b>17.9</b>	<b>24.4</b>	<b>17.0</b>	<b>38.9</b>	<b>9.6</b>	<b>10.7</b>	<b>10.2</b>	<b>11.4</b>	<b>11.7</b>
<b>Emerg. &amp; Dev. Europe</b>	903	<b>0.2</b>	<b>0.1</b>	<b>0.1</b>	<b>0.1</b>	<b>0.0</b>	<b>0.0</b>	<b>38.7</b>	<b>9.6</b>	<b>10.6</b>	<b>10.2</b>	<b>11.3</b>	<b>11.7</b>
Albania	914	....	....	....	....	....	....	0.0	0.0 r	0.0 r	0.0 r	0.0 r	0.0 r
Bulgaria	918	0.0	0.0 r	0.0 r	0.0 r	0.0 r	....	0.5	0.0 r	0.2 r	0.1 r	0.1 r	0.1 r
Croatia	960	0.0	0.0 r	....	....	....	....	0.0	....	....	....	0.0 r	0.0 r
Faroe Islands	816	0.2 e	0.1 e	0.0 e	0.0 e	0.0 e	0.0 e	....	....	....	....	....	....
Hungary	944	0.0	0.0 r	....	0.0 r	0.0 r	0.0 r	13.7	3.2 r	4.4 r	5.2 r	5.0 r	5.0 r
Macedonia, FYR	962	....	....	....	....	....	....	0.0	0.0 r	0.0 r	0.0 r	0.0 r	0.0 r
Poland	964	....	....	....	....	....	....	1.6	0.5 r	0.2 r	0.2 r	0.7 r	0.4 r
Romania	968	....	....	....	....	....	....	0.3	0.0 r	0.3 r	0.1 r	0.0 r	0.0 r
Serbia, Republic of	942	0.0 e	0.0 e	0.0 e	0.0 e	....	0.0 e	....	....	....	....	0.0 r	0.0 r
Turkey	186	0.0	0.0 r	0.0 r	0.0 r	0.0 r	0.0 r	22.5	5.9 r	5.6 r	4.6 r	5.5 r	6.1 r
<b>CIS</b>	901	<b>131.3</b>	<b>47.5</b>	<b>29.6</b>	<b>17.9</b>	<b>24.4</b>	<b>17.0</b>	<b>0.2</b>	<b>0.0</b>	<b>0.1</b>	<b>0.0</b>	<b>0.1</b>	<b>0.0</b>
Armenia	911	0.0 e	0.0 e	0.0 e	0.0 e	0.0 e	0.0 e	....	....	....	....	....	....
Azerbaijan, Rep. of	912	0.0	0.0 r	0.0 r	0.0 r	0.0 r	0.0 r	....	....	....	....	....	....
Belarus	913	0.1 e	0.0 e	0.0 e	0.0 e	0.1 e	0.0 e	....	....	....	....	....	....
Georgia	915	25.1	25.1 r	....	....	....	....	0.0	0.0 r	....	0.0 r	....	....
Moldova	921	0.1 e	0.0 e	0.0 e	0.0 e	0.0 e	0.0 e	0.0	0.0 r	0.0 r	0.0 r	0.0 r	0.0 r
Russian Federation	922	87.8	17.5 r	22.8 r	15.4 r	18.8 r	12.1 r	0.2	0.0 r	0.1 r	0.0 r	0.1 r	0.0 r
Tajikistan	923	16.7 e	4.9 e	5.2 e	2.4 e	4.7 e	4.1 e	....	....	....	....	....	....
Ukraine	926	1.5	0.0 r	1.5 r	....	0.8 r	0.7 r	....	....	....	....	....	....
<b>Mid East, N Africa, Pak</b>	440	<b>25.3</b>	<b>6.3</b>	<b>5.7</b>	<b>5.3</b>	<b>6.6</b>	<b>5.2</b>	<b>6.5</b>	<b>1.5</b>	<b>1.5</b>	<b>1.4</b>	<b>1.5</b>	<b>1.6</b>
Egypt	469	0.0	0.0 r	0.0 r	....	....	....	0.5	0.1 r	0.2 r	0.1 r	0.2 r	0.2 r
Iran, I.R. of	429	....	....	....	....	....	....	0.1	0.0 r	0.0 r	0.0 r	0.0 r	0.0 r
Mauritania	682	0.0 e	0.0 e	0.0 e	0.0 e	0.0 e	0.0 e	....	....	....	....	....	....
Morocco	686	....	....	....	....	....	....	0.0	0.0 r	....	....	....	....
Oman	449	....	....	....	....	....	....	0.1	0.0 r	0.0 r	0.0 r	0.0 r	0.0 r
Pakistan	564	0.0	0.0 r	0.0 r	0.0 r	0.0 r	0.0 r	1.6	0.4 r	0.4 r	0.3 r	0.4 r	0.4 r
Qatar	453	....	....	....	....	....	....	0.5	0.1 r	0.1 r	0.1 r	0.1 r	0.1 r
Saudi Arabia	456	0.1	0.0 r	0.0 r	0.0 r	0.0 r	0.0 r	0.1	0.0 r	0.0 r	0.0 r	0.0 r	0.0 r
Sudan	732	0.9 e	0.8 e	0.0 e	0.0 e	0.0 e	0.0 e	....	....	....	....	....	....
Tunisia	744	....	....	....	....	....	....	0.0	0.0 r	0.0 r	0.0 r	0.0 r	0.0 r
United Arab Emirates	466	24.2	5.5 r	5.6 r	5.2 r	6.5 r	5.2 r	3.7	0.9 r	0.8 r	0.7 r	0.8 r	0.8 r
<b>Sub-Saharan Africa</b>	603	<b>0.1</b>	<b>0.0</b>	<b>0.0</b>	<b>0.0</b>	<b>0.0</b>	<b>0.0</b>	<b>3.8</b>	<b>0.6</b>	<b>1.3</b>	<b>2.3</b>	<b>1.6</b>	<b>1.5</b>
Angola	614	0.0 e	0.0 e	0.0 e	0.0 e	0.0 e	0.0 e	....	....	....	....	....	....
Cameroon	622	....	....	....	....	....	....	0.0	0.0 r	0.0 r	0.0 r	0.0 r	0.0 r
Côte d'Ivoire	662	0.0 e	0.0 e	0.0 e	0.0 e	0.0 e	0.0 e	0.2	0.0 r	0.0 r	0.0 r	0.0 r	0.0 r
Eritrea	643	0.0 e	0.0 e	0.0 e	0.0 e	0.0 e	0.0 e	....	....	....	....	....	....
Ghana	652	0.0	0.0 r	0.0 r	0.0 r	0.0 r	0.0 r	0.1	0.0 r	0.0 r	0.0 r	0.0 r	0.0 r
Kenya	664	....	....	....	....	....	....	0.0	0.0 r	0.0 r	0.0 r	0.0 r	0.0 r
Liberia	668	0.0	0.0 r	0.0 r	0.0 r	0.0 r	0.0 r	0.1	0.0 r	0.0 r	0.0 r	0.0 r	0.0 r
Mauritius	684	....	....	....	....	....	....	0.1	0.0 r	0.0 r	....	....	....
Mozambique	688	....	....	....	....	....	....	0.0 e	0.0 e	0.0 e	0.0 e	0.0 e	0.0 e
Nigeria	694	0.0	0.0 r	0.0 r	0.0 r	0.0 r	0.0 r	0.0	0.0 r	0.0 r	0.0 r	0.0 r	0.0 r
Rwanda	714	0.0 e	0.0 e	0.0 e	0.0 e	0.0 e	0.0 e	....	....	....	....	....	....
South Africa	199	0.0	0.0 r	0.0 r	0.0 r	0.0 r	0.0 r	3.3	0.5 r	1.2 r	2.2 r	1.5 r	1.4 r
Uganda	746	....	....	....	....	....	....	0.0	0.0 r	0.0 r	0.0 r	0.0 r	0.0 r
Zimbabwe	698	0.0	0.0 r	0.0 r	0.0 r	0.0 r	0.0 r	0.0	0.0 r	0.0 r	0.0 r	0.0 r	0.0 r
Africa n.s.	799	0.0	0.0 r	0.0 r	0.0 r	0.0 r	0.0 r	....	....	....	....	....	....
<b>Western Hemisphere</b>	205	<b>104.6</b>	<b>22.6</b>	<b>22.9</b>	<b>22.0</b>	<b>27.9</b>	<b>22.5</b>	<b>1,549.1</b>	<b>369.1</b>	<b>377.8</b>	<b>424.7</b>	<b>465.4</b>	<b>524.8</b>
Anguilla	312	0.2	0.1 r	0.1 r	0.0 r	0.1 r	0.0 r	....	....	....	....	....	....
Antigua and Barbuda	311	3.9	0.9 r	0.9 r	0.8 r	1.1 r	0.9 r	0.1	0.0 r	0.0 r	0.0 r	0.0 r	0.0 r
Argentina	213	....	....	....	....	....	....	4.9	1.3 r	1.4 r	1.5 r	1.5 r	1.6 r
Aruba	314	1.1	0.6 r	0.1 r	0.1 r	0.2 r	0.2 r	0.0	0.0 r	0.0 r	0.0 r	0.0 r	0.0 r
Bahamas, The	313	1.7	0.4 r	0.4 r	0.4 r	0.5 r	0.4 r	29.9	7.3 r	7.2 r	6.5 r	7.3 r	7.5 r
Barbados	316	7.1	1.6 r	1.6 r	1.5 r	1.9 r	1.5 r	15.8	4.1 r	4.3 r	4.2 r	5.0 r	5.4 r
Belize	339	3.0	0.6 r	0.6 r	0.6 r	0.8 r	0.7 r	13.2	3.2 r	3.2 r	2.9 r	3.4 r	3.5 r
Bermuda	319	2.1	0.5 r	0.5 r	0.5 r	0.6 r	0.5 r	0.1	0.0 r	0.0 r	0.0 r	0.0 r	0.0 r
Bolivia	218	....	....	....	....	....	....	0.0	....	....	0.0 r	....	....
Brazil	223	1.5	0.4 r	0.4 r	0.2 r	0.4 r	0.3 r	74.5	23.6 r	15.7 r	11.3 r	21.8 r	24.3 r

# Jamaica (343)

In Millions of U.S. Dollars

		Exports (FOB)						Imports (CIF)					
		2015	2015Q3	2015Q4	2016Q1	2016Q2	2016Q3	2015	2015Q3	2015Q4	2016Q1	2016Q2	2016Q3
Chile	228	0.1	0.0 r	0.1 r	0.0 r	0.0 r	0.0 r	16.1	4.1 r	4.5 r	2.3 r	3.9 r	4.2 r
Colombia	233	1.3	0.0 r	0.6 r	0.7 r	0.8 r	0.6 r	104.1	23.0 r	42.4 r	85.9 r	92.2 r	90.5 r
Costa Rica	238	2.1	0.5 r	0.5 r	0.5 r	0.6 r	0.4 r	48.6	12.1 r	11.8 r	10.5 r	11.8 r	12.1 r
Curacao	354	2.0	0.5 r	0.5 r	0.4 r	0.5 r	0.4 r	1.3	0.3 r	0.3 r	0.3 r	0.3 r	0.3 r
Dominica	321	1.6	0.3 r	0.2 r	0.3 r	0.4 r	0.4 r	5.8	1.4 r	1.4 r	1.2 r	1.4 r	1.5 r
Dominican Republic	243	1.1	0.2 r	0.2 r	0.2 r	0.4 r	0.3 r	61.5	15.8 r	15.3 r	13.2 r	14.4 r	14.3 r
Ecuador	248	0.1	0.1 r	0.0 r	0.0 r	0.0 r	0.0 r	2.3	0.6 r	0.6 r	0.7 r	0.7 r	0.8 r
El Salvador	253	0.1	0.0 r	0.0 r	0.0 r	0.0 r	0.0 r	19.3	5.1 r	5.6 r	4.9 r	6.3 r	7.1 r
Greenland	326	0.0 e	0.0 e	0.0 e	0.0 e	0.0 e	0.0 e	....	....	....	....	....	....
Grenada	328	1.6	0.4 r	0.4 r	0.4 r	0.5 r	0.4 r	0.2	0.0 r	0.0 r	0.0 r	0.1 r	0.1 r
Guatemala	258	0.0	0.0 r	0.0 r	0.0 r	0.0 r	0.0 r	28.4	7.3 r	7.1 r	6.2 r	6.8 r	6.8 r
Guyana	336	7.8	1.7 r	1.7 r	1.7 r	2.2 r	1.8 r	44.8	10.9 r	10.3 r	9.0 r	9.8 r	9.8 r
Haiti	263	1.2	0.3 r	0.3 r	0.3 r	0.4 r	0.3 r	0.3	0.1 r	0.1 r	0.1 r	0.1 r	0.1 r
Honduras	268	0.0	0.0 r	0.0 r	0.1 r	0.1 r	0.1 r	8.4	2.7 r	1.9 r	1.7 r	1.9 r	2.0 r
Mexico	273	2.3	0.4 r	0.3 r	0.6 r	0.2 r	0.3 r	130.3	24.0 r	21.8 r	50.3 r	26.5 r	68.1 r
Montserrat	351	0.3	0.1 r	0.1 r	0.1 r	0.1 r	0.1 r	0.0	0.0 r	0.0 r	0.0 r	0.0 r	0.0 r
Nicaragua	278	....	....	....	....	....	....	1.2	0.3 r	0.3 r	0.2 r	0.3 r	0.3 r
Panama	283	1.4	0.1 r	0.0 r	0.0 r	0.1 r	0.1 r	46.2	8.9 r	11.6 r	12.4 r	14.4 r	14.1 r
Paraguay	288	....	....	....	....	....	....	0.0	0.0 r	0.0 r	0.0 r	0.0 r	0.0 r
Peru	293	0.7	0.2 r	0.2 r	0.2 r	0.2 r	0.2 r	8.4	2.1 r	2.0 r	1.8 r	1.9 r	1.9 r
Sint Maarten	352	1.0	0.2 r	0.2 r	0.2 r	0.3 r	0.2 r	0.0	0.0 r	0.0 r	0.0 r	0.0 r	0.0 r
St. Kitts and Nevis	361	3.3	0.7 r	0.7 r	0.7 r	0.9 r	0.7 r	....	....	....	....	....	....
St. Lucia	362	5.3	1.2 r	1.2 r	1.1 r	1.4 r	1.2 r	1.6	0.4 r	0.4 r	0.4 r	0.4 r	0.5 r
St. Vincent & Grens.	364	1.2	0.2 r	0.2 r	0.2 r	0.3 r	0.3 r	0.2	0.0 r	0.0 r	0.0 r	0.0 r	0.0 r
Suriname	366	9.7	2.1 r	2.1 r	1.9 r	2.5 r	2.0 r	41.8	10.6 r	10.3 r	9.1 r	10.2 r	10.3 r
Trinidad and Tobago	369	12.1	2.6 r	2.7 r	2.6 r	3.3 r	2.6 r	474.4	116.4 r	114.8 r	105.5 r	121.4 r	126.5 r
Uruguay	298	....	....	....	....	....	....	2.1	0.4 r	0.4 r	0.4 r	0.4 r	0.4 r
Venezuela, Rep. Bol.	299	10.7	2.4 r	2.5 r	2.3 r	2.9 r	2.3 r	353.7	80.5 r	80.6 r	80.1 r	98.6 r	108.2 r
Western Hem. n.s.	399	16.9	3.8 r	3.8 r	3.5 r	4.3 r	3.4 r	9.7	2.4 r	2.3 r	2.1 r	2.4 r	2.5 r
<b>Other Countries n.i.e</b>	910	<b>0.9</b>	<b>0.1</b>	<b>0.2</b>	<b>0.2</b>	<b>0.3</b>	<b>0.3</b>	<b>1.2</b>	<b>0.3</b>	<b>0.3</b>	<b>0.3</b>	<b>0.3</b>	<b>0.3</b>
Cuba	928	0.9	0.1 r	0.2 r	0.2 r	0.3 r	0.3 r	1.2	0.3 r	0.3 r	0.3 r	0.3 r	0.3 r
<b>Countries &amp; Areas n.s.</b>	898	<b>1.3</b>	<b>0.3 r</b>	<b>0.3 r</b>	<b>0.3 r</b>	<b>0.4 r</b>	<b>0.3 r</b>	<b>97.1</b>	<b>23.8 r</b>	<b>23.1 r</b>	<b>20.8 r</b>	<b>23.5 r</b>	<b>24.1 r</b>
<b>Memorandum Items</b>													
Africa	605	1.0	0.8	0.1	0.1	0.1	0.1	3.9	0.7	1.3	2.3	1.6	1.5
Middle East	405	24.4	5.5	5.7	5.2	6.6	5.2	4.9	1.1	1.2	1.0	1.1	1.2
European Union	998	214.6	26.4	56.5	27.1	82.2	62.8	431.7	131.7	112.8	109.4	118.0	139.5
Export earnings: fuel	080	136.4	28.2	34.2	26.2	32.4	22.9	939.0	221.6	239.4	273.0	314.0	327.0
Export earnings: nonfuel	092	1,150.9	280.9	250.5	213.4	267.1	256.8	4,069.4	1,023.9	1,016.2	949.2	1,033.8	1,121.0

# Japan (158)

In Millions of U.S. Dollars

		Exports (FOB)						Imports (CIF)					
		2015	2015Q3	2015Q4	2016Q1	2016Q2	2016Q3	2015	2015Q3	2015Q4	2016Q1	2016Q2	2016Q3
IFS World		624,787.0	155,096.0	155,257.3	151,895.0	157,362.4	166,151.7	648,314.7	162,925.7	156,376.7	148,616.2	143,723.5	156,588.1
World	001	624,800.7	155,099.1	155,262.2	151,895.2	157,362.4	166,151.7	647,989.5	162,832.8	156,410.1	148,661.0	143,745.1	156,582.8
Advanced Economies	110	352,597.7	86,931.8	87,933.9	87,212.2	90,246.7	95,542.6	253,705.4	62,949.6	63,174.6	60,541.4	60,340.6	64,740.8
Euro Area	163	48,933.7	11,939.4	12,852.9	13,118.0	13,281.0	13,483.0	57,405.9	14,476.8	15,627.3	14,796.9	14,345.0	15,986.9
Austria	122	1,034.5	232.5	229.7	221.0	255.4	280.6	1,551.0	381.5	411.2	394.3	416.9	461.0
Belgium	124	5,120.8	1,308.8	1,312.8	1,421.7	1,450.1	1,428.8	2,184.1	499.6	547.8	624.9	617.1	594.3
Cyprus	423	267.3	16.1	49.1	83.2	34.2	45.8	1.0	0.3	0.3	0.1	0.2	0.1
Estonia	939	95.8	24.2	27.1	25.7	27.4	33.0	101.2	23.2	21.6	23.7	22.9	23.1
Finland	172	357.9	79.4	97.9	107.4	81.6	81.2	1,432.7	376.1	352.1	351.8	359.8	357.0
France	132	5,262.0	1,239.8	1,414.4	1,404.6	1,702.4	1,566.4	9,480.0	2,225.1	2,588.8	2,235.0	2,469.3	2,891.8
Germany	134	16,234.9	4,064.1	4,195.0	4,139.6	4,396.5	4,573.8	20,276.4	5,124.6	5,027.8	5,325.2	5,257.4	5,830.8
Greece	174	212.4	75.4	30.2	81.4	51.8	47.3	109.4	31.0	19.1	37.3	29.4	15.6
Ireland	178	1,108.8	199.2	308.8	201.4	199.2	155.3	7,202.7	2,024.3	2,925.7	1,828.0	1,198.4	1,524.0
Italy	136	3,594.3	876.6	1,018.8	1,504.8	1,003.6	1,081.0	7,522.9	1,959.4	1,867.4	2,004.9	2,129.6	2,353.7
Latvia	941	52.7	16.3	14.9	13.1	11.7	12.1	59.6	16.4	16.3	18.0	21.7	27.2
Lithuania	946	52.5	16.3	14.3	14.0	18.5	11.0	359.5	99.1	121.0	104.9	106.6	132.6
Luxembourg	137	447.6	126.4	116.4	87.7	70.5	82.5	71.9	16.8	18.1	18.6	17.8	18.4
Malta	181	362.0	154.6	48.5	174.9	104.4	39.1	145.0	6.5	30.5	90.1	7.1	5.2
Netherlands	138	11,599.3	2,786.7	3,105.3	2,804.9	2,951.1	3,099.0	2,709.7	647.3	656.6	640.7	598.9	622.8
Portugal	182	382.5	81.8	100.2	91.1	92.6	88.9	328.5	84.4	86.4	73.1	67.6	79.0
Slovak Republic	936	265.1	73.4	57.3	51.9	63.0	70.1	145.0	38.6	39.3	55.3	55.1	59.5
Slovenia	961	98.8	21.9	27.9	32.9	28.6	30.4	64.8	15.5	20.3	33.3	28.1	44.3
Spain	184	2,384.6	545.8	684.1	656.6	738.4	756.7	3,660.4	907.1	877.0	937.5	941.1	946.5
Australia	193	12,843.9	3,477.7	2,968.2	2,974.0	3,547.6	4,133.0	34,817.4	8,453.3	7,963.1	7,321.5	6,504.9	7,799.1
Canada	156	7,740.6	1,790.7	1,849.9	1,883.3	2,023.3	2,151.4	9,164.3	2,212.9	2,262.1	2,177.4	2,266.6	2,269.9
China,P.R.: Hong Kong	532	34,999.3	9,104.5	8,262.1	7,577.0	8,219.2	8,600.9	1,877.4	531.4	436.7	544.9	484.3	486.7
China,P.R.: Macao	546	329.6	102.7	81.8	74.5	65.1	76.1	28.3	7.5	6.2	6.5	7.8	7.1
Czech Republic	935	1,061.9	269.8	282.5	293.1	296.5	327.0	683.5	177.1	182.2	184.5	186.9	199.7
Denmark	128	425.2	101.9	111.4	98.9	99.0	108.7	1,835.2	465.3	470.6	515.6	477.2	534.9
Iceland	176	52.8	9.1	14.3	16.7	17.6	20.2	154.2	44.8	41.5	28.3	37.0	49.0
Israel	436	1,168.0	265.0	334.8	309.6	411.9	732.5	1,507.3	387.0	407.9	437.9	310.5	271.5
Korea, Republic of	542	44,030.4	10,673.7	10,268.2	10,640.4	11,003.4	12,192.4	26,811.9	6,445.4	6,362.9	5,898.9	5,978.7	6,348.4
New Zealand	196	2,111.9	465.3	517.6	460.3	504.5	601.7	2,384.5	577.2	508.3	517.8	679.4	591.1
Norway	142	956.8	254.1	229.0	234.0	265.9	250.7	1,768.5	393.2	470.6	416.3	414.6	403.3
Singapore	576	19,867.2	4,730.6	4,730.6	4,558.3	5,086.9	4,793.2	7,902.1	2,005.4	2,029.8	1,876.6	1,803.2	1,909.3
Sweden	144	1,336.2	384.0	327.2	336.0	384.1	373.6	1,868.9	485.6	474.1	496.7	535.4	597.2
Switzerland	146	2,698.8	573.3	633.0	659.2	684.7	842.4	7,387.3	1,859.0	1,928.1	1,786.7	1,948.9	1,941.9
Taiwan Prov.of China	528	36,939.4	9,287.8	9,148.9	8,680.8	9,606.9	10,629.6	23,274.8	5,913.4	5,807.1	5,712.6	5,475.4	6,002.8
United Kingdom	112	10,729.9	2,670.1	2,843.2	3,530.9	3,279.8	3,721.4	6,511.5	1,862.6	1,757.4	1,633.4	1,541.2	1,516.1
United States	111	126,372.1	30,831.9	32,478.3	31,767.2	31,469.2	32,504.8	68,322.4	16,651.7	16,438.8	16,188.8	17,343.8	17,826.0
<b>Emerg. &amp; Dev. Economies</b>	<b>200</b>	<b>272,150.0</b>	<b>68,151.2</b>	<b>67,310.9</b>	<b>64,668.7</b>	<b>67,100.3</b>	<b>70,590.0</b>	<b>394,250.9</b>	<b>99,875.5</b>	<b>93,226.9</b>	<b>88,112.9</b>	<b>83,397.4</b>	<b>91,834.1</b>
<b>Emerg. &amp; Dev. Asia</b>	<b>505</b>	<b>197,713.1</b>	<b>49,772.5</b>	<b>49,236.6</b>	<b>46,157.2</b>	<b>49,359.1</b>	<b>52,457.8</b>	<b>260,120.4</b>	<b>65,831.2</b>	<b>64,205.9</b>	<b>62,356.5</b>	<b>59,133.9</b>	<b>64,514.6</b>
American Samoa	859	1.1	0.3	0.3	0.3	0.3	0.5	0.5	0.3	0.0	.....	0.4	0.4
Bangladesh	513	1,372.5	370.9	356.0	408.5	387.9	395.3	1,081.2	290.9	259.8	342.3	286.9	328.5
Bhutan	514	15.4	3.9	3.3	6.3	2.0	1.1	0.2	0.1	0.0	0.0	0.8	0.2
Brunei Darussalam	516	120.5	19.2	25.1	24.2	25.0	17.5	2,347.2	495.0	456.4	564.1	376.3	413.1
Cambodia	522	302.0	76.8	92.4	64.9	70.7	75.5	968.5	306.5	237.0	332.9	239.3	368.1
China,P.R.: Mainland	924	109,215.8	27,432.8	27,980.2	25,254.0	27,576.8	29,216.8	160,598.4	41,361.2	40,653.4	38,590.9	37,137.0	40,547.2
Fiji	819	61.8	16.0	17.6	19.0	25.9	35.7	46.6	12.3	9.4	9.5	10.0	11.2
F.T. French Polynesia	887	13.4	3.3	3.0	3.1	4.7	7.3	86.7	24.8	23.5	20.0	20.2	24.4
F.T. New Caledonia	839	40.3	11.2	6.9	7.4	9.1	8.5	231.5	59.5	54.7	40.1	40.6	42.5
Guam	829	245.2	58.0	47.5	54.3	52.8	52.4	13.0	2.6	3.1	1.7	1.5	1.5
India	534	8,104.0	2,076.6	2,033.7	2,000.5	1,936.3	2,206.1	4,867.4	1,258.5	1,033.4	1,180.7	1,180.7	1,160.4
Indonesia	536	11,545.3	2,791.3	2,653.4	2,628.8	2,627.3	3,048.3	19,762.6	4,660.1	4,867.8	4,813.5	4,233.0	4,519.5
Kiribati	826	30.6	17.2	7.3	2.9	3.8	1.8	7.2	1.0	1.8	1.1	1.4	2.7
Lao People's Dem.Rep	544	104.7	29.2	29.4	19.6	30.1	39.2	97.4	27.5	19.4	32.2	30.7	29.4
Malaysia	548	12,003.9	2,997.6	2,799.0	2,943.2	2,991.8	3,122.6	21,529.3	5,007.6	4,858.2	4,736.0	3,943.7	4,237.8
Maldives	556	17.8	3.2	5.0	4.1	5.1	4.1	10.5	1.5	1.4	0.7	2.2	0.4
Mongolia	948	251.8	48.1	66.0	52.8	97.9	62.0	54.0	4.9	14.4	3.2	3.2	5.4
Myanmar	518	1,066.0	239.3	254.2	248.1	248.6	236.5	864.9	253.9	240.1	244.8	184.4	280.2



# Japan (158)

In Millions of U.S. Dollars

		Exports (FOB)						Imports (CIF)					
		2015	2015Q3	2015Q4	2016Q1	2016Q2	2016Q3	2015	2015Q3	2015Q4	2016Q1	2016Q2	2016Q3
Nauru	836	0.1	0.0	0.1	0.1	0.1	0.1	4.5	2.3	....	2.4	2.4	....
Nepal	558	43.7	15.3	8.3	9.6	9.1	13.2	15.9	6.0	2.8	1.8	3.6	5.2
Palau	565	15.8	2.4	6.1	2.6	2.8	19.2	6.8	1.9	2.8	1.8	0.5	....
Papua New Guinea	853	171.4	45.8	33.3	35.1	35.6	34.0	2,711.3	603.5	530.9	543.4	376.2	546.1
Philippines	566	9,485.9	2,335.4	2,418.1	2,418.5	2,540.3	2,779.6	8,878.6	2,262.1	2,172.2	2,031.1	2,217.3	2,428.8
Samoa	862	14.7	4.3	3.8	2.7	3.5	4.6	0.9	0.4	0.4	0.2	0.2	0.1
Solomon Islands	813	13.7	3.4	4.4	3.6	4.0	7.2	8.9	1.6	4.6	1.6	1.6	1.4
Sri Lanka	524	1,168.9	341.3	237.1	189.0	150.3	163.9	269.8	66.1	61.1	68.6	54.7	60.0
Thailand	578	27,985.1	7,070.3	6,800.1	6,413.2	6,670.5	7,228.8	20,421.8	5,121.1	4,820.0	4,983.5	4,889.2	5,073.4
Timor-Leste	537	4.9	0.9	1.2	1.3	0.9	1.6	7.7	0.0	0.1	0.6	0.2	....
Tonga	866	5.2	1.7	0.9	0.8	1.8	1.3	2.5	0.2	1.7	0.5	0.2	0.2
Tuvalu	869	18.4	0.0	11.9	1.9	3.1	5.3	2.0	0.5	0.4	0.7	0.3	0.7
Vanuatu	846	60.4	1.5	1.6	23.4	3.1	4.0	60.1	9.6	19.0	19.6	20.4	11.8
Vietnam	582	12,529.7	3,034.7	3,086.0	2,763.1	3,351.8	3,379.2	15,136.7	3,984.0	3,853.4	3,785.1	3,869.9	4,411.3
Asia n.s.	598	1,683.2	720.5	243.6	550.1	486.2	284.7	25.6	3.6	2.4	1.9	4.8	2.7
<b>Europe</b>	<b>170</b>	<b>11,917.9</b>	<b>2,898.1</b>	<b>2,788.3</b>	<b>3,062.9</b>	<b>3,315.8</b>	<b>3,545.3</b>	<b>21,000.7</b>	<b>5,207.2</b>	<b>5,150.9</b>	<b>4,056.2</b>	<b>3,733.9</b>	<b>4,297.9</b>
<b>Emerg. &amp; Dev. Europe</b>	<b>903</b>	<b>5,802.2</b>	<b>1,495.4</b>	<b>1,506.4</b>	<b>1,627.5</b>	<b>1,624.9</b>	<b>1,687.3</b>	<b>3,768.2</b>	<b>985.7</b>	<b>968.4</b>	<b>925.9</b>	<b>911.2</b>	<b>1,082.8</b>
Albania	914	1.3	0.4	0.3	0.4	0.9	1.1	6.7	1.3	2.7	3.1	2.1	1.5
Bosnia and Herzegovina	963	7.6	0.5	0.6	0.5	1.1	1.6	6.8	2.1	1.6	1.6	1.3	2.6
Bulgaria	918	65.9	17.0	19.7	25.0	17.4	21.0	103.4	34.0	23.0	23.6	20.7	37.1
Croatia	960	34.1	8.8	9.8	9.5	10.5	11.4	65.0	7.8	5.0	31.7	16.7	5.2
Gibraltar	823	78.1	15.5	24.2	17.4	15.4	16.7	0.1	0.0	....	0.0	0.0	0.1
Hungary	944	1,445.3	389.4	385.0	351.5	351.0	386.0	1,245.6	327.6	408.3	299.5	263.8	356.0
Kosovo	967	0.1	0.1	....	0.1	0.1	0.0	2.6	1.4	0.6	....	0.0	....
Macedonia, FYR	962	8.6	3.1	1.4	1.5	1.6	3.1	10.5	2.4	2.0	1.5	1.8	2.0
Montenegro	943	5.2	1.4	1.1	1.3	0.9	1.5	3.4	0.7	0.8	1.3	0.4	0.6
Poland	964	1,652.9	411.1	435.4	385.8	414.1	450.5	1,064.2	301.0	257.4	241.6	261.3	329.0
Romania	968	325.9	92.4	87.3	85.3	91.2	103.6	433.9	132.0	101.2	102.5	113.9	142.2
Serbia, Republic of	942	16.0	3.3	2.7	3.9	2.7	4.8	198.3	47.6	53.5	63.4	81.4	71.7
Turkey	186	2,161.0	552.4	539.0	745.4	718.1	685.9	627.6	127.7	112.4	155.8	147.7	134.7
<b>CIS</b>	<b>901</b>	<b>6,115.4</b>	<b>1,402.7</b>	<b>1,281.8</b>	<b>1,435.4</b>	<b>1,690.8</b>	<b>1,857.9</b>	<b>17,232.5</b>	<b>4,221.5</b>	<b>4,182.5</b>	<b>3,130.3</b>	<b>2,822.6</b>	<b>3,215.1</b>
Armenia	911	9.0	3.1	1.3	3.3	4.2	4.2	10.5	1.8	2.8	2.0	3.5	4.2
Azerbaijan, Rep. of	912	73.3	18.0	11.8	60.0	13.1	8.9	1.2	0.1	0.1	0.7	1.1	0.9
Belarus	913	15.4	4.2	5.8	5.4	11.6	3.8	23.7	7.6	5.5	5.3	4.2	4.4
Georgia	915	135.5	24.1	40.4	27.9	37.0	57.4	10.5	4.0	2.0	1.4	2.8	3.6
Kazakhstan	916	240.7	84.1	26.5	34.3	63.3	68.8	806.9	235.4	255.8	239.7	98.2	104.6
Kyrgyz Republic	917	22.7	8.2	2.1	1.5	1.4	2.8	2.7	0.2	0.1	0.0	0.1	0.1
Moldova	921	13.5	0.7	0.5	0.4	0.7	2.2	14.5	5.4	3.6	3.2	3.3	6.6
Russian Federation	922	5,113.5	1,176.7	1,132.1	1,142.0	1,205.7	1,465.6	15,753.5	3,804.7	3,684.2	2,716.2	2,550.5	2,934.7
Tajikistan	923	5.3	0.3	1.7	0.2	0.1	1.6	2.2	1.2	0.3	0.2	0.5	0.4
Turkmenistan	925	26.9	2.0	4.0	44.9	233.3	106.3	0.1	0.1	....	0.0	0.0	0.1
Ukraine	926	206.4	51.8	38.9	81.7	86.5	92.5	604.0	160.4	227.5	160.9	158.0	154.4
Uzbekistan	927	253.3	29.4	16.8	33.8	33.8	43.7	2.7	0.6	0.6	0.6	0.4	1.1
Europe n.s.	884	0.3	0.1	0.1	0.1	0.1	0.0	0.0	0.0	....	0.0	0.0	....
<b>Mid East, N Africa, Pak</b>	<b>440</b>	<b>28,753.2</b>	<b>7,002.9</b>	<b>7,792.7</b>	<b>6,738.8</b>	<b>6,161.6</b>	<b>6,346.6</b>	<b>79,621.5</b>	<b>20,571.9</b>	<b>16,443.0</b>	<b>14,041.1</b>	<b>13,628.8</b>	<b>16,095.0</b>
Afghanistan, I.R. of	512	25.0	5.0	9.0	15.9	29.8	17.5	0.6	0.4	0.1	0.0	0.1	0.3
Algeria	612	248.5	74.8	46.0	88.6	34.0	24.3	924.4	219.5	227.8	99.1	64.7	48.5
Bahrain, Kingdom of	419	886.8	200.2	254.6	270.4	151.2	162.6	324.7	97.6	32.8	79.1	30.7	101.3
Djibouti	611	51.5	14.8	17.5	8.2	10.9	6.4	0.7	0.0	0.0	0.3	0.0	....
Egypt	469	1,283.8	325.1	250.3	282.7	294.6	282.6	150.9	35.0	12.1	58.8	26.2	37.1
Iran, I.R. of	429	287.8	41.7	81.9	83.4	109.4	179.0	3,246.6	944.9	712.2	641.2	702.8	1,125.9
Iraq	433	502.1	124.8	106.1	83.4	108.2	66.5	999.6	371.0	257.1	135.3	357.3	407.2
Jordan	439	576.1	156.5	173.4	166.2	165.0	178.0	30.2	10.0	9.4	15.4	6.6	3.9
Kuwait	443	1,864.4	474.9	570.2	436.7	361.3	453.3	6,413.8	1,333.6	1,333.5	1,078.0	923.6	1,097.1
Lebanon	446	469.2	130.5	131.6	131.2	120.9	159.2	15.9	4.3	1.7	3.7	9.4	6.1
Libya	672	61.1	8.7	11.0	8.2	2.1	4.8	4.6	0.0	4.5	1.7	2.3	....
Mauritania	682	10.4	2.9	0.8	1.3	4.3	1.8	130.9	32.6	38.1	17.0	21.7	28.8
Morocco	686	258.7	78.8	53.9	63.3	68.1	106.8	261.8	61.2	41.8	64.2	82.0	66.9
Oman	449	3,217.3	820.1	825.8	773.6	608.4	589.4	1,508.1	370.7	304.4	436.6	436.9	424.2
Pakistan	564	1,674.4	421.3	454.3	422.3	470.0	505.0	259.7	63.8	54.0	64.1	79.6	59.0

# Japan (158)

In Millions of U.S. Dollars

		Exports (FOB)						Imports (CIF)					
		2015	2015Q3	2015Q4	2016Q1	2016Q2	2016Q3	2015	2015Q3	2015Q4	2016Q1	2016Q2	2016Q3
Qatar	453	1,546.8	315.2	467.0	467.2	300.2	364.2	16,342.9	3,791.6	3,248.5	3,019.8	2,429.6	2,740.3
Saudi Arabia	456	6,823.0	1,615.6	1,895.9	1,353.7	1,378.9	1,159.0	25,066.7	6,559.7	5,386.0	4,263.6	4,578.6	5,016.9
Somalia	726	5.4	0.8	1.2	1.0	0.8	0.5	1.5	0.1	1.1	0.8	1.9	3.4
Sudan	732	59.8	11.7	16.7	13.8	15.4	11.6	163.5	17.4	16.3	19.3	1.2	1.1
Syrian Arab Republic	463	9.2	2.5	1.4	3.0	1.6	1.6	0.8	0.2	0.2	0.2	0.2	0.2
Tunisia	744	81.3	21.6	21.1	22.0	27.4	18.8	123.3	30.2	16.6	21.2	25.8	25.1
United Arab Emirates	466	8,693.5	2,144.2	2,395.6	2,015.8	1,856.8	2,024.4	23,512.6	6,627.5	4,744.1	4,020.8	3,845.8	4,900.5
West Bank and Gaza	487	1.5	0.9	0.3	0.2	1.2	1.3	0.5	0.1	0.1	0.2	0.1	0.2
Yemen, Republic of	474	115.1	10.1	7.2	26.7	40.9	27.7	136.7	0.8	0.6	0.8	1.8	0.9
Middle East n.s.	489	0.3	0.3	....	....	0.1	....	0.4	....	0.1	....	....	0.2
<b>Sub-Saharan Africa</b>	<b>603</b>	<b>6,477.3</b>	<b>1,524.0</b>	<b>1,272.8</b>	<b>1,460.6</b>	<b>1,391.7</b>	<b>1,484.0</b>	<b>9,780.0</b>	<b>2,397.6</b>	<b>1,969.4</b>	<b>1,708.4</b>	<b>1,530.2</b>	<b>1,347.2</b>
Angola	614	83.1	15.5	17.2	4.8	5.8	10.3	269.9	190.4	51.2	16.4	1.1	1.4
Benin	638	9.2	3.9	1.5	1.0	2.1	1.6	1.0	0.2	0.2	0.0	0.0	0.6
Botswana	616	32.3	6.7	6.9	6.0	6.9	6.1	10.7	1.1	0.1	6.9	5.2	8.8
Burkina Faso	748	13.7	0.5	7.2	3.0	3.6	11.8	40.7	21.7	5.7	0.6	3.3	6.8
Burundi	618	5.1	1.3	1.2	1.3	1.2	1.5	1.3	0.1	0.3	0.7	0.1	0.1
Cabo Verde	624	4.1	2.2	0.7	1.1	0.9	0.7	0.0	0.0	0.0	....	0.1	....
Cameroon	622	26.1	5.0	6.1	5.9	8.4	6.4	5.8	1.8	1.3	0.7	2.0	0.9
Central African Rep.	626	6.0	0.2	1.3	0.1	2.2	0.2	1.5	0.3	0.3	0.5	0.3	0.6
Chad	628	8.8	2.7	3.8	2.4	1.4	3.1	251.5	24.7	58.6	64.8	....	0.0
Comoros	632	2.2	1.7	0.1	0.2	0.1	0.9	0.0	0.0	0.0	0.0	0.0	0.0
Congo, Dem. Rep. of	636	59.4	18.8	11.6	12.7	8.6	8.0	1.1	0.0	0.4	3.6	4.7	1.3
Congo, Republic of	634	10.7	3.7	1.1	3.1	4.3	5.2	1.6	0.5	0.1	0.1	0.1	0.2
Côte d'Ivoire	662	54.5	14.5	15.8	14.1	10.9	13.0	20.0	5.4	7.3	2.7	4.8	4.5
Equatorial Guinea	642	9.2	0.3	2.0	0.1	0.3	0.8	209.1	24.1	55.4	43.3	0.0	3.4
Eritrea	643	0.8	0.1	0.4	0.1	0.3	0.1	0.0	0.0	0.0	0.0	0.0	0.0
Ethiopia	644	126.2	37.2	27.9	21.6	17.1	27.2	87.0	26.0	20.1	14.0	14.9	26.1
Gabon	646	36.3	6.4	8.2	8.0	5.4	9.2	274.5	9.3	34.2	34.5	1.3	12.4
Gambia, The	648	1.0	0.2	0.4	0.4	0.4	0.3	0.1	....	0.0	....	....	....
Ghana	652	105.3	22.1	29.6	36.5	33.4	27.3	121.6	23.5	34.7	52.7	113.5	10.8
Guinea	656	11.3	5.2	2.1	1.2	2.5	2.2	0.1	0.0	0.0	0.0	0.0	0.3
Guinea-Bissau	654	0.2	0.1	0.1	0.3	0.1	0.0	0.6	0.4	0.2	....	....	....
Kenya	664	926.0	255.4	210.2	163.3	204.3	192.9	70.0	17.4	20.6	16.1	12.3	15.0
Lesotho	666	5.3	1.1	1.7	1.3	1.5	1.4	2.0	0.3	0.3	0.1	0.1	0.2
Liberia	668	874.3	59.0	60.4	356.5	237.9	242.0	0.0	0.0	....	0.1	0.0	....
Madagascar	674	14.8	4.3	5.5	3.2	2.3	3.2	137.3	33.9	28.2	25.5	32.3	23.5
Malawi	676	30.4	7.4	4.3	4.2	4.2	4.7	14.6	3.1	5.2	2.0	3.7	3.6
Mali	678	5.8	1.3	0.8	0.6	1.2	4.0	0.2	0.0	0.0	0.0	0.1	0.0
Mauritius	684	102.6	23.7	32.2	27.5	35.0	27.9	10.9	3.2	1.6	1.3	1.3	1.3
Mozambique	688	138.8	38.4	20.8	14.0	14.4	13.2	78.1	26.6	7.8	38.3	19.4	35.1
Namibia	728	25.9	7.7	6.0	7.6	8.3	5.4	11.7	2.5	2.7	1.0	4.2	2.0
Niger	692	19.4	13.3	4.9	1.2	0.8	1.1	0.3	....	0.1	0.1	0.1	0.0
Nigeria	694	358.5	94.2	85.0	99.2	69.6	83.3	2,830.5	749.9	318.3	343.3	216.3	76.8
Rwanda	714	11.2	1.7	1.6	1.5	2.0	2.0	3.8	0.6	1.8	3.7	0.7	1.7
São Tomé & Príncipe	716	1.3	0.6	0.0	....	0.3	0.5	0.0	....	....	0.0	....	....
Senegal	722	48.4	10.7	12.5	13.1	15.0	14.9	11.6	4.9	1.9	0.8	1.1	1.6
Seychelles	718	10.5	3.1	3.7	4.5	3.8	4.5	47.7	11.6	11.4	15.9	11.1	15.4
Sierra Leone	724	11.0	1.8	1.2	4.6	6.2	2.0	0.9	0.2	0.4	0.2	0.1	0.4
South Africa	199	2,690.8	718.4	542.1	517.8	539.9	615.3	4,942.8	1,147.7	1,217.0	953.3	1,009.3	1,057.0
South Sudan, Rep. of	733	13.7	3.1	4.9	0.2	....	....	....	....	....	....	....	....
Swaziland	734	9.7	2.6	2.8	2.2	2.5	3.2	0.3	0.1	0.0	0.1	0.3	0.2
Tanzania	738	275.1	58.9	64.6	56.0	58.1	54.9	235.2	48.0	60.1	51.1	50.5	23.8
Togo	742	33.5	8.6	12.2	12.0	8.3	11.6	3.4	1.4	0.5	0.1	0.7	1.0
Uganda	746	163.7	33.7	35.0	32.0	43.4	42.1	12.9	2.2	4.6	2.6	4.2	1.7
Zambia	754	73.4	18.3	9.6	10.8	11.9	12.3	46.2	9.5	12.4	5.4	6.1	4.7
Zimbabwe	698	28.0	8.3	5.4	3.7	4.7	5.7	17.0	4.4	3.5	4.3	2.9	3.6
Africa n.s.	799	0.0	0.0	0.0	0.0	0.0	0.0	4.5	0.6	1.0	1.5	1.7	....
<b>Western Hemisphere</b>	<b>205</b>	<b>27,288.5</b>	<b>6,953.8</b>	<b>6,220.5</b>	<b>7,249.1</b>	<b>6,872.2</b>	<b>6,756.4</b>	<b>23,728.4</b>	<b>5,867.6</b>	<b>5,457.7</b>	<b>5,950.8</b>	<b>5,370.6</b>	<b>5,579.4</b>
Antigua and Barbuda	311	12.9	2.7	2.7	3.4	7.3	3.2	0.1	0.1	....	....	0.0	....
Argentina	213	801.1	157.4	148.4	160.7	164.6	167.4	789.5	188.8	204.8	178.9	154.8	187.4

# Japan (158)

In Millions of U.S. Dollars

		Exports (FOB)						Imports (CIF)					
		2015	2015Q3	2015Q4	2016Q1	2016Q2	2016Q3	2015	2015Q3	2015Q4	2016Q1	2016Q2	2016Q3
Bahamas, The	313	1,016.3	154.8	305.6	392.1	501.4	90.6	52.6	0.2	52.3	25.3	10.1	0.2
Barbados	316	25.9	5.2	7.4	7.6	9.2	9.4	0.1	0.0	0.0	0.0	0.0	0.0
Belize	339	5.0	0.8	2.9	0.9	1.2	3.2	4.9	1.2	1.0	1.5	1.0	2.6
Bermuda	319	57.0	1.3	2.1	158.3	105.5	1.2	0.0	0.0	....	....	0.0	0.0
Bolivia	218	220.5	58.3	50.6	52.0	56.6	28.2	246.6	56.7	63.5	33.3	70.6	81.2
Brazil	223	3,933.9	998.3	749.9	669.9	709.7	739.4	7,520.7	1,682.4	1,897.3	2,001.4	1,644.4	1,469.0
Chile	228	1,670.1	507.5	374.0	392.6	381.8	404.2	6,006.4	1,356.8	1,136.6	1,478.7	1,424.0	1,248.1
Colombia	233	966.6	215.4	220.7	230.3	217.9	249.6	969.5	325.6	194.0	197.7	106.3	163.1
Costa Rica	238	308.5	77.3	78.4	88.4	73.4	94.6	217.1	53.9	66.9	64.3	79.0	83.9
Dominica	321	237.9	59.8	73.3	72.6	62.1	72.1	79.1	22.5	18.6	20.8	24.5	23.2
Dominican Republic	243	4.8	1.2	1.1	2.1	1.1	1.1	0.6	0.4	0.0	0.2	0.0	0.2
Ecuador	248	424.5	119.6	84.2	52.5	52.0	63.8	779.1	222.2	121.1	120.5	135.5	146.2
El Salvador	253	98.8	25.8	24.1	26.3	33.5	32.3	26.2	8.4	2.2	5.3	5.9	7.9
Falkland Islands	323	0.1	....	0.1	0.0	....	0.1	0.7	0.4	0.4	....	0.2	0.1
Greenland	326	0.0	0.0	....	0.1	0.0	....	74.0	17.2	19.5	12.8	14.5	13.1
Grenada	328	8.0	1.8	3.5	3.4	2.3	2.5	0.0	....	0.0	....	0.0	....
Guatemala	258	245.0	64.6	61.4	59.2	72.0	81.8	241.1	99.4	46.5	42.9	72.0	68.8
Guyana	336	45.4	11.3	11.2	11.7	9.1	10.2	5.0	0.4	3.7	0.4	0.1	2.8
Haiti	263	41.5	7.7	11.4	9.1	11.2	10.2	2.9	0.5	0.7	1.0	1.2	1.2
Honduras	268	72.4	17.0	15.8	16.5	17.7	25.5	37.5	13.6	4.8	4.1	7.6	7.6
Jamaica	343	164.5	44.1	50.8	46.2	50.4	52.8	21.6	6.2	6.1	3.3	5.6	11.0
Mexico	273	10,472.0	2,718.6	2,703.1	2,340.6	2,602.5	2,861.8	4,747.8	1,242.3	1,251.6	1,291.6	1,200.0	1,544.0
Netherlands Antilles	353	23.0	5.6	6.8	5.8	5.7	6.9	0.6	0.2	0.3	0.3	0.0	0.1
Nicaragua	278	95.1	22.0	25.3	21.6	19.3	28.3	23.1	7.6	4.4	4.4	8.4	11.4
Panama	283	4,712.0	1,249.7	869.2	2,060.2	1,333.4	1,386.6	280.9	109.7	24.7	72.3	56.2	107.5
Paraguay	288	69.8	18.0	14.8	22.5	17.5	19.3	91.4	15.2	33.2	14.8	6.7	12.0
Peru	293	791.6	194.4	180.5	161.2	212.7	201.1	1,240.4	376.0	240.6	278.9	302.6	355.6
St. Kitts and Nevis	361	13.6	2.9	3.9	3.6	3.4	3.7	0.0	....	....	0.0	....	....
St. Lucia	362	9.9	2.0	4.5	4.1	2.7	2.7	0.0	....	0.0	....	....	0.0
St. Vincent & Grens.	364	4.8	0.8	1.9	2.5	1.5	1.6	2.0	0.6	1.3	1.0	1.9	1.7
Suriname	366	79.0	21.3	18.3	15.0	7.7	4.9	5.7	2.2	1.0	1.1	1.3	2.4
Trinidad and Tobago	369	225.8	56.1	63.8	45.0	34.1	34.4	56.1	11.9	7.7	28.4	6.9	5.3
Uruguay	298	77.7	18.0	16.3	14.3	12.0	14.5	60.5	15.9	8.9	11.0	20.0	16.9
Venezuela, Rep. Bol.	299	212.9	38.6	18.7	19.2	22.2	32.5	115.9	14.4	30.2	54.4	9.4	4.7
Western Hem. n.s.	399	140.5	73.9	14.0	77.9	57.2	14.8	28.5	14.7	13.7	0.1	0.0	0.0
<b>Other Countries n.i.e</b>	910	<b>35.8</b>	<b>12.5</b>	<b>10.7</b>	<b>8.7</b>	<b>8.9</b>	<b>16.9</b>	<b>19.3</b>	<b>3.7</b>	<b>5.6</b>	<b>4.0</b>	<b>3.1</b>	<b>3.2</b>
Cuba	928	35.8	12.5	10.7	8.7	8.9	16.9	19.3	3.7	5.6	4.0	3.1	3.2
<b>Countries &amp; Areas n.s.</b>	898	<b>17.1</b>	<b>3.6</b>	<b>6.7</b>	<b>5.7</b>	<b>6.5</b>	<b>2.1</b>	<b>13.9</b>	<b>3.9</b>	<b>3.0</b>	<b>2.6</b>	<b>4.0</b>	<b>4.6</b>
<b>Memorandum Items</b>													
Africa	605	7,179.3	1,726.2	1,425.0	1,658.6	1,552.5	1,654.4	11,386.1	2,758.6	2,311.1	1,930.2	1,727.5	1,521.0
Middle East	405	26,338.1	6,371.2	7,172.3	6,102.4	5,501.0	5,653.7	77,755.0	20,146.8	16,047.2	13,755.2	13,351.9	15,861.9
European Union	998	66,011.1	16,283.9	17,354.2	18,234.1	18,224.6	18,986.3	71,217.1	18,269.8	19,306.5	18,326.2	17,762.1	19,704.4
Export earnings: fuel	080	32,396.7	7,744.9	8,422.1	7,431.1	6,962.7	7,244.4	103,401.6	26,481.7	21,582.4	18,234.1	16,947.7	19,811.0
Export earnings: nonfuel	092	592,404.0	147,354.2	146,840.1	144,464.1	150,399.7	158,907.3	544,587.9	136,351.1	134,827.8	130,426.9	126,797.5	136,771.8

# Jordan (439)

In Millions of U.S. Dollars

		Exports (FOB)						Imports (CIF)					
		2015	2015Q3	2015Q4	2016Q1	2016Q2	2016Q3	2015	2015Q3	2015Q4	2016Q1	2016Q2	2016Q3
IFS World		7,849.1	2,053.2	1,986.7	1,635.9	1,894.3	2,100.8	20,015.7	5,092.5	5,048.7	4,983.0	4,884.8	4,551.5
World	001	6,757.0	1,798.2	1,680.2	1,345.5	1,618.8	1,666.9	20,466.2	5,415.8	5,075.0	4,835.1	4,714.6	4,548.3
Advanced Economies	110	1,791.8	516.4	421.6	392.4	450.6	531.2	8,122.2	2,002.8	2,088.0	1,892.7	1,869.0	1,777.1
Euro Area	163	123.8	28.1	37.1	27.0	35.5	22.7	3,373.2	776.5	925.0	866.2	851.6	827.8
Austria	122	1.3	0.3	0.6	0.2	0.3	0.2	77.6	15.8	20.2	17.6	15.1	17.0
Belgium	124	0.8	0.1	0.3	0.1	0.6	0.8	316.1	71.6	33.0	25.9	32.9	30.8
Cyprus	423	0.7	0.2	0.1	0.1	0.3	0.1	15.5	2.4	4.9	3.5	2.9	3.5
Estonia	939	0.1	0.0	0.0	0.3	0.0	0.0	3.1	0.9	0.3	1.3	0.5	0.5
Finland	172	0.0	0.0	0.0	0.0	0.0	0.0	49.9	15.0	10.6	10.1	6.3	9.3
France	132	6.6	2.3	1.4	1.3	1.3	2.5	384.0	85.1	127.7	165.6	84.3	117.3
Germany	134	9.7	2.4	3.5	3.4	3.8	3.3	944.1	221.4	222.3	229.1	209.3	173.1
Greece	174	4.6	1.0	1.7	1.8	1.3	1.3	40.6	10.4	14.9	20.6	8.7	8.6
Ireland	178	0.9	0.2	0.2	0.3	1.1	0.2	97.8	21.7	28.8	26.8	28.9	27.9
Italy	136	47.4	10.9	14.0	10.9	9.5	6.5	805.0	155.4	255.7	203.5	222.4	244.4
Latvia	941	0.0	0.0	....	0.0	....	....	2.2	0.5	0.9	0.7	0.9	0.4
Lithuania	946	0.1	0.0	0.0	0.0	0.0	0.0	2.2	0.5	0.6	0.5	0.6	0.5
Luxembourg	137	0.0	0.0	0.0	....	....	....	3.4	0.6	1.7	1.0	1.0	0.8
Malta	181	0.5	....	0.0	....	....	....	2.9	0.6	0.9	1.0	0.5	0.5
Netherlands	138	30.1	5.4	11.5	4.6	11.0	4.5	209.4	53.2	65.1	49.8	91.4	96.4
Portugal	182	2.4	....	0.1	2.0	3.6	1.2	33.1	8.4	8.9	8.3	10.4	9.2
Slovak Republic	936	1.1	0.2	0.5	0.2	0.2	0.5	8.5	1.8	2.9	1.9	2.6	5.7
Slovenia	961	1.8	....	0.1	0.6	0.1	0.2	8.3	1.2	2.0	2.4	1.9	2.5
Spain	184	15.7	5.0	3.0	1.0	2.2	1.3	369.5	109.8	123.5	96.5	131.1	79.4
Australia	193	13.5	5.7	1.2	0.8	4.7	4.9	219.6	40.5	73.0	34.4	57.8	32.5
Canada	156	54.0	12.9	13.5	15.3	16.1	14.4	52.1	12.4	13.1	12.5	15.1	12.0
China,P.R.: Hong Kong	532	10.1	1.0	5.5	1.0	4.5	1.4	8.8	2.0	2.1	3.2	2.6	2.5
Czech Republic	935	0.1	0.0	0.0	0.0	0.1	0.1	33.8	8.3	8.1	6.6	9.5	7.7
Denmark	128	0.9	0.2	0.3	0.4	0.3	0.3	118.0	15.7	19.5	18.7	16.7	14.3
Iceland	176	0.0	....	0.0	....	....	....	0.3	0.1	0.0	....	0.0	0.0
Israel	436	82.9	13.6	20.3	18.2	16.2	14.3	45.5	12.8	10.1	7.4	7.2	9.5
Japan	158	22.8	2.4	11.8	4.9	4.0	4.6	596.3	164.6	152.3	161.2	150.0	151.8
Korea, Republic of	542	20.3	7.0	1.7	5.6	1.5	2.2	692.1	179.5	159.7	161.0	161.2	134.5
New Zealand	196	0.2	0.1	0.0	0.0	0.1	0.3	74.8	17.8	13.7	16.7	21.4	11.8
Norway	142	0.3	0.1	0.1	0.1	0.2	0.1	8.1	1.7	2.4	10.8	2.8	1.9
Singapore	576	10.3	0.1	0.2	0.6	1.0	0.3	132.7	39.5	26.4	7.9	29.3	5.7
Sweden	144	2.5	0.6	0.5	0.8	0.7	0.5	88.6	16.5	17.7	15.8	15.7	17.2
Switzerland	146	3.2	1.3	0.6	0.1	1.3	0.1	663.7	249.2	170.5	80.5	38.6	69.5
Taiwan Prov.of China	528	10.5	6.2	2.9	0.4	4.9	5.7	474.3	107.2	114.9	91.1	117.8	88.0
United Kingdom	112	25.0	6.5	6.3	6.1	4.5	6.6	280.6	61.5	71.0	72.3	66.3	71.8
United States	111	1,411.3	430.7	319.5	311.1	355.2	453.0	1,260.1	297.2	308.5	326.4	305.2	318.6
<b>Emerg. &amp; Dev. Economies</b>	<b>200</b>	<b>4,755.3</b>	<b>1,232.1</b>	<b>1,204.3</b>	<b>884.2</b>	<b>1,093.2</b>	<b>1,068.3</b>	<b>12,188.3</b>	<b>3,356.8</b>	<b>2,934.4</b>	<b>2,915.7</b>	<b>2,813.8</b>	<b>2,740.5</b>
<b>Emerg. &amp; Dev. Asia</b>	<b>505</b>	<b>1,047.7</b>	<b>269.6</b>	<b>280.1</b>	<b>159.5</b>	<b>233.0</b>	<b>205.7</b>	<b>3,949.4</b>	<b>1,079.0</b>	<b>942.3</b>	<b>991.6</b>	<b>919.6</b>	<b>940.8</b>
Bangladesh	513	33.4	3.8	21.5	0.1	0.3	4.2	23.4	5.8	6.2	4.4	6.7	6.9
Brunei Darussalam	516	0.2	0.2	....	....	0.0	....	0.2	....	....	....	....	....
Cambodia	522	....	....	....	0.0	0.0	....	2.0	0.4	1.2	0.4	0.5	0.2
China,P.R.: Mainland	924	210.8	54.6	74.2	1.2	24.8	39.5	2,640.4	710.8	666.7	688.6	630.5	684.3
India	534	588.9	166.7	125.6	107.9	149.7	115.6	565.5	146.3	110.9	114.8	105.4	97.7
Indonesia	536	138.4	41.3	43.9	26.3	41.1	18.9	99.4	25.4	23.8	27.5	29.5	24.0
Lao People's Dem.Rep	544	....	....	....	....	....	....	....	....	....	0.0	....	....
Malaysia	548	63.5	0.8	13.2	21.0	14.5	24.8	112.5	34.4	24.4	41.6	26.0	21.5
Maldives	556	0.0	0.0	0.0	0.0	....	0.0	0.0	....	....	....	....	....
Mongolia	948	0.0	0.0	....	....	0.1	....	....	....	....	....	....	0.0
Myanmar	518	....	....	....	0.1	....	....	0.5	0.2	0.2	0.2	0.1	0.2
Nepal	558	0.3	0.1	0.1	0.3	0.2	0.2	0.0	0.0	0.0	0.0	....	0.1
Papua New Guinea	853	....	....	....	....	....	....	2.5	0.9	1.1	0.5	0.6	1.0
Philippines	566	6.1	1.3	0.7	1.3	1.1	1.4	5.8	1.9	1.3	1.8	1.3	1.4
Sri Lanka	524	0.7	0.2	0.2	0.1	0.0	0.2	35.6	8.0	8.7	9.2	9.2	8.2
Thailand	578	3.1	0.4	0.5	0.8	0.7	0.7	270.5	85.1	56.8	54.4	68.6	53.6
Vietnam	582	2.1	0.1	0.2	0.3	0.5	0.5	191.1	59.7	40.9	48.1	41.4	41.7

# Jordan (439)

In Millions of U.S. Dollars

		Exports (FOB)						Imports (CIF)					
		2015	2015Q3	2015Q4	2016Q1	2016Q2	2016Q3	2015	2015Q3	2015Q4	2016Q1	2016Q2	2016Q3
<b>Europe</b>	170	<b>147.8</b>	<b>30.3</b>	<b>35.9</b>	<b>26.4</b>	<b>26.9</b>	<b>49.0</b>	<b>1,742.5</b>	<b>562.6</b>	<b>472.7</b>	<b>609.8</b>	<b>419.8</b>	<b>435.2</b>
<b>Emerg. &amp; Dev. Europe</b>	903	<b>138.6</b>	<b>29.0</b>	<b>33.9</b>	<b>22.0</b>	<b>23.3</b>	<b>46.3</b>	<b>1,292.8</b>	<b>477.8</b>	<b>317.3</b>	<b>490.3</b>	<b>340.2</b>	<b>284.0</b>
Albania	914	0.4	0.0	0.1	0.1	0.1	0.1	0.2	0.0	0.1	0.0	0.0	0.0
Bosnia and Herzegovina	963	0.5	0.1	0.2	0.1	0.2	0.6	1.0	0.1	0.4	0.2	0.4	0.2
Bulgaria	918	16.5	3.3	0.1	2.6	6.1	2.4	24.0	3.4	7.1	5.3	7.8	5.2
Croatia	960	0.2	....	....	0.2	0.1	....	7.6	3.9	0.8	9.5	0.8	0.4
Hungary	944	0.8	0.5	0.1	0.2	0.1	0.2	34.9	8.6	8.7	10.2	15.3	9.7
Macedonia, FYR	962	....	....	....	....	0.0	....	0.4	0.1	0.1	0.2	0.1	0.0
Poland	964	0.2	0.1	0.1	0.1	0.1	0.1	108.8	22.9	33.8	27.9	24.2	20.1
Romania	968	1.2	0.0	0.2	0.8	1.2	4.0	356.8	112.5	127.0	265.8	106.3	99.9
Serbia, Republic of	942	22.4	4.3	9.8	5.7	2.1	....	2.3	0.5	0.6	0.6	1.8	0.6
Turkey	186	96.4	20.8	23.4	12.3	13.4	38.9	756.8	325.7	138.8	170.6	183.6	147.8
<b>CIS</b>	901	<b>9.3</b>	<b>1.2</b>	<b>2.0</b>	<b>4.4</b>	<b>3.5</b>	<b>2.7</b>	<b>449.7</b>	<b>84.8</b>	<b>155.4</b>	<b>119.5</b>	<b>79.6</b>	<b>151.2</b>
Armenia	911	0.1	....	0.0	0.1	0.0	....	0.0	....	0.0	0.0	....	....
Azerbaijan, Rep. of	912	0.5	0.2	....	0.9	0.1	0.3	0.0	....	....	....	....	0.0
Belarus	913	0.2	....	....	0.1	0.0	0.0	3.2	0.0	0.0	0.0	0.9	1.1
Georgia	915	0.1	0.0	0.0	0.1	0.1	0.0	19.7	11.0	4.8	0.8	0.3	0.3
Kazakhstan	916	0.5	0.3	0.0	0.0	....	0.0	0.1	0.0	0.0	0.1	0.0	....
Kyrgyz Republic	917	0.3	0.0	0.2	0.2	0.1	0.0	....	....	....	0.0	....	....
Moldova	921	0.7	....	0.1	0.4	0.1	0.3	0.6	0.0	0.0	0.0	3.2	0.0
Russian Federation	922	3.1	0.3	0.4	2.0	1.2	0.7	307.6	51.4	123.3	78.7	31.9	88.2
Tajikistan	923	0.1	0.1	....	....	....	0.1	0.4	....	0.0	....	0.0	....
Turkmenistan	925	....	....	....	....	....	0.1	....	....	....	....	....	....
Ukraine	926	3.3	0.2	1.1	0.6	1.7	1.3	118.0	22.3	27.3	39.7	43.2	61.4
Uzbekistan	927	0.3	....	0.1	....	0.2	....	0.1	....	0.0	0.2	0.1	0.1
<b>Mid East, N Africa, Pak</b>	440	<b>3,490.0</b>	<b>905.1</b>	<b>871.6</b>	<b>690.6</b>	<b>820.9</b>	<b>796.6</b>	<b>5,432.0</b>	<b>1,395.1</b>	<b>1,185.5</b>	<b>1,031.1</b>	<b>1,203.8</b>	<b>948.8</b>
Afghanistan, I.R. of	512	1.4	0.4	0.1	0.3	0.3	0.5	2.6	0.2	0.6	0.4	0.6	0.2
Algeria	612	88.5	22.8	23.1	28.1	29.9	28.9	43.2	11.3	15.3	16.9	22.7	13.0
Bahrain, Kingdom of	419	62.0	19.1	14.6	8.9	16.3	18.3	35.8	8.2	7.3	9.7	31.4	8.6
Djibouti	611	1.1	0.0	1.0	0.2	0.4	0.3	0.0	....	0.0	0.0	0.1	0.1
Egypt	469	94.6	26.0	22.5	21.6	19.4	16.9	490.2	111.9	104.2	105.1	140.6	95.6
Iran, I.R. of	429	27.6	7.3	5.5	5.4	6.6	4.2	158.1	58.5	43.8	35.4	36.3	18.6
Iraq	443	694.6	118.6	152.9	116.3	110.6	110.1	1.0	0.3	0.1	1.9	0.6	0.2
Kuwait	443	296.4	114.6	96.1	61.0	89.0	108.6	106.0	11.1	13.3	11.9	13.2	10.4
Lebanon	446	127.1	27.7	35.2	38.4	30.2	40.7	105.9	25.6	35.0	23.7	22.8	17.9
Libya	672	34.3	8.3	9.7	8.2	6.0	8.4	0.3	0.0	0.0	0.5	0.1	0.1
Mauritania	682	1.0	0.3	0.4	0.5	0.2	0.1	0.0	....	....	0.1	0.0	0.0
Morocco	686	20.1	4.9	5.8	1.8	1.6	0.9	24.7	5.9	6.4	7.4	7.3	5.8
Oman	449	70.6	21.6	17.5	10.2	22.1	22.2	35.8	9.7	8.2	6.8	10.1	28.9
Pakistan	564	18.6	4.4	3.2	3.8	6.0	5.9	39.7	8.0	8.8	9.6	7.9	8.4
Qatar	453	154.8	36.4	45.7	30.9	50.8	46.0	258.9	157.0	40.6	34.2	43.6	66.3
Saudi Arabia	456	1,108.9	331.8	250.5	222.3	267.6	225.8	3,061.1	654.7	622.2	560.3	583.9	473.7
Somalia	726	1.5	0.3	0.5	0.4	0.3	0.7	3.0	0.2	0.3	0.3	0.2	0.3
Sudan	732	91.6	19.6	35.6	14.8	22.3	10.5	51.0	13.5	10.6	13.1	10.3	4.2
Syrian Arab Republic	463	119.4	18.2	21.8	13.9	10.5	7.0	101.8	25.3	28.8	19.7	21.1	22.1
Tunisia	744	18.5	4.5	6.1	3.3	5.2	3.3	8.3	1.6	2.1	2.7	3.3	1.5
United Arab Emirates	466	321.1	85.9	82.2	61.0	81.0	92.9	843.0	276.8	225.7	162.0	231.5	161.8
West Bank and Gaza	487	101.9	24.3	29.2	26.0	28.9	31.8	54.3	14.9	12.2	8.9	14.7	10.8
Yemen, Republic of	474	34.2	8.1	12.4	13.5	16.0	12.7	7.3	0.5	0.0	0.5	1.6	0.5
<b>Sub-Saharan Africa</b>	603	<b>63.5</b>	<b>25.3</b>	<b>15.0</b>	<b>5.6</b>	<b>10.1</b>	<b>14.0</b>	<b>293.2</b>	<b>100.8</b>	<b>140.2</b>	<b>96.4</b>	<b>108.6</b>	<b>132.8</b>
Angola	614	1.1	0.3	....	0.1	....	0.3	....	....	....	....	....	....
Benin	638	0.1	0.0	0.0	0.1	0.0	0.0	....	....	....	0.0	....	....
Burkina Faso	748	0.1	0.0	....	0.0	0.0	0.0	0.0	....	0.0	0.0	....	0.1
Cameroon	622	0.5	0.0	0.2	0.0	0.3	0.1	0.2	0.1	....	0.1	0.1	0.2
Chad	628	0.6	0.2	0.2	0.0	0.5	0.1	....	....	....	....	....	....
Comoros	632	....	....	....	....	....	....	0.0	....	....	....	....	....
Congo, Dem. Rep. of	636	0.3	0.1	0.1	0.1	0.0	0.0	1.6	1.1	0.2	0.1	0.1	0.1
Côte d'Ivoire	662	0.7	0.3	0.2	0.1	0.2	0.2	1.2	0.3	0.2	0.3	0.2	0.3
Eritrea	643	0.2	....	0.0	....	....	....	....	....	....	0.0	....	....
Ethiopia	644	3.7	1.5	0.4	0.8	0.4	0.6	25.2	7.5	5.1	11.1	5.9	7.1

# Jordan (439)

In Millions of U.S. Dollars

		Exports (FOB)						Imports (CIF)					
		2015	2015Q3	2015Q4	2016Q1	2016Q2	2016Q3	2015	2015Q3	2015Q4	2016Q1	2016Q2	2016Q3
Gabon	646	0.1	....	0.1	....	0.0	....	0.1	0.0	0.0	0.0	....	....
Ghana	652	1.7	0.2	1.1	0.3	0.3	0.6	0.6	0.1	0.1	0.2	0.1	0.2
Guinea	656	0.8	0.0	0.3	0.1	0.3	0.2	2.2	0.0	0.6	0.5	55.5	41.7
Guinea-Bissau	654	....	....	....	....	0.0	....	....	....	....	1.1	0.1	....
Kenya	664	4.6	0.9	0.4	0.5	1.3	0.9	8.2	3.9	2.7	4.5	3.4	1.3
Liberia	668	1.2	0.3	0.3	0.3	0.2	0.1	0.0	....	0.0	....	....	....
Madagascar	674	....	....	....	....	....	0.0	0.2	0.0	0.1	0.0	0.1	0.0
Malawi	676	0.0	0.0	....	....	....	....	1.4	1.1	0.0	0.2	....	0.2
Mali	678	0.2	0.1	0.0	....	0.5	0.2	0.0	0.0	....	0.0	0.0	....
Mauritius	684	0.6	0.4	0.1	0.2	0.0	0.2	0.1	0.0	0.1	....	0.0	0.0
Mozambique	688	5.6	1.0	1.2	0.3	2.7	0.2	0.6	0.1	0.1	0.0	0.1	0.0
Namibia	728	....	....	....	....	....	....	0.3	0.1	0.1	0.1	0.2	0.0
Niger	692	0.0	....	....	0.0	....	0.0	0.0	0.0	....	0.0	0.0	0.0
Nigeria	694	1.8	0.6	0.3	0.3	0.4	0.4	191.0	69.4	119.8	65.1	32.5	63.3
Rwanda	714	0.7	0.2	0.2	0.1	0.1	....	....	....	....	....	....	....
Senegal	722	0.5	0.1	0.1	0.3	0.3	0.1	0.3	0.1	0.1	0.1	0.1	0.0
Sierra Leone	724	0.2	0.0	0.0	0.0	0.1	0.1	0.0	0.0	....	0.0	0.1	0.0
South Africa	199	33.2	17.7	7.5	1.5	1.8	8.3	41.5	13.8	6.8	9.9	8.5	17.3
Tanzania	738	1.6	0.4	0.8	0.2	0.2	0.8	3.0	2.1	0.4	0.2	0.1	0.3
Togo	742	0.1	....	0.1	0.0	....	0.0	....	....	....	....	....	....
Uganda	746	3.1	0.9	1.2	0.1	0.5	0.6	2.0	0.4	0.5	0.5	0.6	0.5
Zambia	754	0.1	0.0	0.0	0.0	0.0	0.0	....	....	....	0.2	0.1	....
Zimbabwe	698	0.0	....	....	....	....	....	13.4	0.5	3.1	2.1	0.7	0.1
<b>Western Hemisphere</b>	205	<b>6.3</b>	<b>1.9</b>	<b>1.6</b>	<b>2.1</b>	<b>2.4</b>	<b>3.0</b>	<b>771.2</b>	<b>219.3</b>	<b>193.7</b>	<b>186.8</b>	<b>162.0</b>	<b>282.8</b>
Argentina	213	0.3	0.0	0.2	0.0	0.2	0.0	274.0	82.5	63.3	41.6	49.4	136.8
Aruba	314	....	....	....	0.0	....	....	....	....	....	....	....	....
Bolivia	218	0.2	....	0.1	....	....	0.0	0.0	0.0	0.0	0.0	0.0	....
Brazil	223	0.2	....	0.1	0.2	0.4	0.1	280.5	75.5	74.2	74.0	56.7	76.5
Chile	228	1.2	0.5	0.1	0.7	0.1	0.5	6.9	1.3	1.4	2.3	1.8	3.5
Colombia	233	0.0	0.0	0.0	0.1	0.0	0.0	20.5	6.1	3.6	13.0	9.1	6.3
Costa Rica	238	0.0	....	0.0	....	....	....	1.4	0.2	0.1	0.3	0.4	0.3
Dominican Republic	243	0.4	0.0	0.1	0.0	0.2	0.2	1.0	0.2	0.4	0.2	0.1	0.4
Ecuador	248	....	....	....	....	....	....	7.2	1.6	2.8	2.0	1.9	2.6
El Salvador	253	0.1	0.0	0.0	0.0	0.0	0.0	3.8	1.2	1.1	1.1	0.6	0.6
Guatemala	258	0.1	0.1	....	0.1	....	0.0	10.9	2.3	2.5	3.2	2.8	2.9
Haiti	263	0.1	0.0	....	0.1	....	0.1	....	....	....	0.0	....	....
Honduras	268	0.1	....	....	0.1	0.2	0.1	0.2	0.1	....	0.0	0.1	0.0
Jamaica	343	0.3	0.2	....	0.0	0.1	0.1	0.0	....	0.0	....	0.0	0.0
Mexico	273	1.4	0.5	0.5	0.6	0.9	0.9	117.6	36.3	36.3	40.0	36.0	45.9
Nicaragua	278	....	....	....	....	....	....	0.0	0.0	0.0	0.0	0.0	0.1
Panama	283	0.6	0.0	0.2	0.0	0.1	0.2	0.0	....	....	0.0	....	0.0
Paraguay	288	0.4	0.1	0.0	0.1	0.1	0.3	1.6	0.0	0.0	....	0.2	1.2
Peru	293	0.6	0.4	0.1	0.0	0.1	0.4	2.7	1.2	0.3	0.3	0.5	1.2
Uruguay	298	0.0	....	0.0	0.0	0.0	0.0	14.8	3.5	2.4	0.7	1.5	4.4
Venezuela, Rep. Bol.	299	0.2	0.0	0.2	0.0	0.0	....	27.9	7.1	5.2	8.1	0.9	....
<b>Other Countries n.i.e</b>	910	<b>....</b>	<b>....</b>	<b>....</b>	<b>....</b>	<b>....</b>	<b>....</b>	<b>52.7</b>	<b>32.1</b>	<b>20.5</b>	<b>0.0</b>	<b>0.1</b>	<b>0.0</b>
Cuba	928	....	....	....	....	....	....	52.7	32.1	20.5	0.0	0.1	0.0
<b>Special Categories</b>	899	<b>209.9</b>	<b>49.7</b>	<b>54.3</b>	<b>68.8</b>	<b>75.0</b>	<b>67.4</b>	<b>102.8</b>	<b>24.0</b>	<b>32.1</b>	<b>26.6</b>	<b>31.7</b>	<b>30.7</b>
<b>Countries &amp; Areas n.s.</b>	898	<b>....</b>	<b>....</b>	<b>....</b>	<b>....</b>	<b>....</b>	<b>....</b>	<b>0.1</b>	<b>0.1</b>	<b>....</b>	<b>....</b>	<b>0.0</b>	<b>....</b>
<b>Memorandum Items</b>													
Africa	605	285.8	77.8	87.4	54.5	69.9	58.8	423.4	133.2	174.7	136.9	152.5	157.8
Middle East	405	3,247.6	847.8	795.9	637.5	754.9	745.4	5,259.5	1,354.5	1,141.5	980.5	1,151.4	915.3
European Union	998	171.2	39.2	44.7	38.1	48.5	36.7	4,426.2	1,029.8	1,218.6	1,298.3	1,114.2	1,074.2
Export earnings: fuel	080	2,901.4	776.6	711.4	569.1	698.0	679.9	5,105.1	1,323.8	1,231.5	1,007.1	1,051.2	942.4
Export earnings: nonfuel	092	3,855.6	1,021.6	968.8	776.4	920.7	987.0	15,361.1	4,091.9	3,843.5	3,827.9	3,663.4	3,605.8

# Kazakhstan (916)

In Millions of U.S. Dollars

		Exports (FOB)						Imports (CIF)					
		2015	2015Q3	2015Q4	2016Q1	2016Q2	2016Q3	2015	2015Q3	2015Q4	2016Q1	2016Q2	2016Q3
IFS World		45,722.1	11,231.4	9,991.2	8,311.4	....	....	30,179.3	7,657.1	7,027.5	5,165.9	....	....
World	001	45,956.7	12,483.4	9,658.7	7,465.2	10,270.8	9,196.4	30,616.2	7,971.7	7,225.9	5,390.2	7,710.6	7,178.5
Advanced Economies	110	27,430.7	7,969.5	5,522.9	4,406.1	6,351.6	5,442.6	9,706.1	2,496.2	2,317.9	1,981.6	2,991.3	2,210.5
Euro Area	163	20,930.6	5,754.1	3,765.9	3,488.0	4,691.9	3,508.9	5,567.5	1,442.1	1,455.5	1,303.7	1,324.8	1,184.1
Austria	122	423.5	96.2 r	90.5 r	68.0 r	41.1 r	90.3 r	190.8	41.0 r	53.6 r	27.8 r	120.0 r	28.8 r
Belgium	124	101.6	33.9 r	23.2 r	14.7 r	8.1 r	7.1 r	164.9	30.8 r	35.8 r	32.5 r	30.7 r	53.5 r
Cyprus	423	0.2	....	0.0 r	0.1 r	0.1 r	0.0 r	2.7	0.9 r	0.2 r	0.7 r	0.2 r	0.1 r
Estonia	939	15.0	4.3 r	1.7 r	1.3 r	2.6 r	1.5 r	35.9	5.6 r	13.0 r	4.4 r	9.1 r	4.1 r
Finland	172	287.6	70.8 r	50.3 r	33.2 r	70.7 r	37.2 r	179.4	45.0 r	42.6 r	31.9 r	57.2 r	35.0 r
France	132	2,681.3	606.8 r	520.5 r	448.5 r	438.0 r	500.3 r	670.8	171.6 r	175.1 r	100.6 r	69.5 r	80.0 r
Germany	134	342.6	74.4 r	81.4 r	72.1 r	78.4 r	80.2 r	1,986.0	540.4 r	422.7 r	358.8 r	428.0 r	419.1 r
Greece	174	1,259.9	249.6 r	234.5 r	274.9 r	297.2 r	288.1 r	19.0	6.0 r	4.1 r	1.7 r	3.5 r	12.1 r
Ireland	178	0.8	0.0 r	0.0 r	0.0 r	0.0 r	0.0 r	180.5	41.4 r	26.5 r	37.6 r	40.2 r	25.4 r
Italy	136	8,136.3	2,141.2 r	1,409.5 r	1,070.6 r	1,684.0 r	1,300.1 r	1,174.5	323.2 r	427.6 r	500.8 r	316.4 r	245.0 r
Latvia	941	121.1	29.3 r	29.4 r	4.3 r	3.0 r	3.1 r	40.1	10.3 r	10.2 r	6.6 r	8.5 r	9.5 r
Lithuania	946	100.6	1.7 r	28.8 r	44.3 r	22.9 r	48.1 r	220.7	66.3 r	53.9 r	32.8 r	43.0 r	36.0 r
Luxembourg	137	0.0	0.0 r	0.0 r	0.0 r	0.0 r	0.0 r	11.4	1.2 r	1.3 r	1.0 r	1.5 r	0.4 r
Malta	181	591.7	591.5 r	0.2 r	0.7 r	0.7 r	0.7 r	0.7	0.2 r	0.0 r	0.0 r	0.0 r	0.0 r
Netherlands	138	4,981.0	1,402.2 r	1,001.4 r	1,116.1 r	1,756.6 r	929.8 r	312.2	89.0 r	69.1 r	78.3 r	89.4 r	60.0 r
Portugal	182	642.1	115.2 r	153.1 r	69.0 r	139.5 r	51.0 r	15.8	4.1 r	4.3 r	3.0 r	2.3 r	2.8 r
Slovak Republic	936	7.7	1.2 r	1.3 r	2.0 r	1.9 r	4.1 r	67.2	15.6 r	7.8 r	5.0 r	7.5 r	5.2 r
Slovenia	961	18.2	4.5 r	4.6 r	4.9 r	4.5 r	4.4 r	74.9	15.1 r	22.1 r	16.3 r	15.3 r	18.1 r
Spain	184	1,219.1	331.3 r	135.4 r	263.2 r	142.7 r	162.6 r	220.0	34.4 r	85.5 r	63.8 r	82.4 r	149.2 r
Australia	193	7.1	2.1 r	1.1 r	1.0 r	1.0 r	0.6 r	67.0	11.4 r	31.7 r	12.5 r	12.8 r	0.5 r
Canada	156	257.3	63.3 r	68.3 r	42.2 r	87.9 r	101.0 r	254.7	48.8 r	26.9 r	27.6 r	39.0 r	44.9 r
China,P.R.: Hong Kong	532	17.3	7.4 r	3.9 r	0.3 r	0.9 r	0.9 r	7.7	2.6 r	1.4 r	1.5 r	1.3 r	1.7 r
China,P.R.: Macao	546	....	....	....	....	....	....	0.0	0.0 r	0.0 r	0.0 r	0.0 r	0.0 r
Czech Republic	935	90.7	12.5 r	12.3 r	13.2 r	8.4 r	3.5 r	181.1	48.7 r	33.7 r	24.2 r	34.5 r	44.5 r
Denmark	128	40.4	9.7 r	6.8 r	14.1 r	14.3 r	4.9 r	72.7	14.8 r	19.1 r	15.3 r	13.5 r	12.3 r
Iceland	176	....	....	....	....	....	....	2.7	....	....	0.0 r	0.0 r	1.2 r
Israel	436	219.1	82.2 r	95.8 r	122.7 r	123.0 r	122.6 r	86.9	30.9 r	34.3 r	17.9 r	9.8 r	7.0 r
Japan	158	858.6	250.2 r	269.8 r	250.1 r	101.7 r	107.5 r	584.5	214.4 r	65.5 r	79.0 r	137.7 r	142.1 r
Korea, Republic of	542	769.9	418.5 r	64.1 r	60.3 r	76.2 r	246.6 r	607.0	170.0 r	111.5 r	74.3 r	89.6 r	165.1 r
New Zealand	196	0.0	0.0 r	0.0 r	....	0.0 r	0.0 r	1.5	0.0 r	1.2 r	0.3 r	0.1 r	0.2 r
Norway	142	1.9	0.5 r	0.2 r	0.9 r	0.6 r	0.0 r	31.5	5.7 r	9.3 r	9.1 r	8.6 r	12.4 r
San Marino	135	....	....	....	....	....	....	1.7	0.4 r	0.4 r	0.3 r	0.4 r	0.4 r
Singapore	576	122.8	4.7 r	2.5 r	1.4 r	1.4 r	1.2 r	66.3	12.6 r	10.2 r	7.9 r	11.6 r	8.3 r
Sweden	144	187.8	60.5 r	31.6 r	20.4 r	23.5 r	24.7 r	107.5	18.6 r	24.9 r	25.1 r	26.2 r	107.9 r
Switzerland	146	2,659.3	1,005.0 r	791.7 r	111.1 r	882.2 r	940.0 r	129.5	23.9 r	43.4 r	18.2 r	35.0 r	25.5 r
Taiwan Prov.of China	528	4.6	1.0 r	1.0 r	1.1 r	1.5 r	1.6 r	49.0	14.4 r	14.5 r	8.8 r	5.3 r	5.2 r
United Kingdom	112	828.8	169.3 r	303.8 r	181.1 r	216.3 r	297.0 r	402.8	92.1 r	49.8 r	52.7 r	60.9 r	107.0 r
United States	111	434.4	128.4 r	104.1 r	98.3 r	120.8 r	81.7 r	1,484.3	344.7 r	384.6 r	303.2 r	1,180.4 r	340.2 r
Emerg. & Dev. Economies	200	18,524.5	4,513.5	4,135.5	3,058.8	3,918.9	3,753.5	20,900.9	5,473.2	4,905.9	3,407.0	4,717.0	4,965.7
Emerg. & Dev. Asia	505	5,787.4	1,356.2	1,388.3	836.4	1,380.7	1,106.6	5,838.5	1,703.8	1,378.4	894.2	1,474.8	1,592.3
Bangladesh	513	0.1	0.0 r	0.0 r	0.0 r	0.0 r	0.0 r	45.1	17.2 r	8.5 r	1.6 r	1.6 r	1.6 r
Bhutan	514	....	....	....	....	....	....	0.0	0.0 r	0.0 r	0.0 r	0.0 r	0.0 r
Brunei Darussalam	516	0.0	0.0 r	0.0 r	0.0 r	0.0 r	0.0 r	0.0	0.0 r	0.0 r	0.0 r	0.0 r	0.0 r
Cambodia	522	0.0	0.0 r	0.0 r	0.0 r	0.0 r	0.0 r	5.0	1.3 r	1.2 r	0.9 r	1.3 r	1.3 r
China,P.R.: Mainland	924	5,480.1	1,252.1 r	1,323.0 r	776.0 r	1,278.3 r	1,066.2 r	5,087.8	1,513.6 r	1,205.3 r	755.3 r	1,322.9 r	1,436.9 r
Fiji	819	....	....	....	....	....	....	0.0	0.0 r	0.0 r	0.0 r	0.0 r	0.0 r
F.T. French Polynesia	887	0.0 e	0.0 e	0.0 e	0.0 e	0.0 e	0.0 e	0.0	0.0 r	0.0 r	0.0 r	0.0 r	0.0 r
F.T. New Caledonia	839	0.0 e	0.0 e	0.0 e	0.0 e	0.0 e	0.0 e	....	....	....	....	....	....
India	534	220.1	85.3 r	40.8 r	34.1 r	77.8 r	15.4 r	241.8	57.2 r	56.2 r	56.6 r	38.2 r	40.6 r
Indonesia	536	18.9	2.2 r	6.3 r	5.6 r	5.4 r	5.2 r	31.0	8.7 r	7.6 r	5.0 r	5.4 r	4.9 r
Lao People's Dem.Rep	544	0.0	0.0 r	0.0 r	0.0 r	0.0 r	0.0 r	0.1	0.0 r	0.0 r	0.0 r	0.0 r	0.0 r
Malaysia	548	0.7	0.1 r	0.2 r	0.3 r	0.0 r	0.0 r	96.3	21.6 r	18.4 r	22.4 r	29.2 r	28.5 r
Maldives	556	....	....	....	....	....	....	0.0	0.0 r	0.0 r	0.0 r	0.0 r	0.0 r
Marshall Islands	867	....	....	....	....	....	....	0.0	0.0 r	0.0 r	0.0 r	0.0 r	0.0 r
Micronesia	868	....	....	....	....	....	....	0.0	0.0 r	0.0 r	0.0 r	0.0 r	0.0 r
Mongolia	948	53.5	13.4 r	13.4 r	13.4 r	13.4 r	13.4 r	1.1	0.3 r	0.3 r	0.2 r	0.3 r	0.3 r

# Kazakhstan (916)

In Millions of U.S. Dollars

		Exports (FOB)						Imports (CIF)					
		2015	2015Q3	2015Q4	2016Q1	2016Q2	2016Q3	2015	2015Q3	2015Q4	2016Q1	2016Q2	2016Q3
Myanmar	518	0.0	0.0 r	0.0 r	0.0 r	0.0 r	0.0 r	0.2	0.1 r	0.1 r	0.0 r	0.1 r	0.1 r
Nauru	836	....	....	....	....	....	....	0.2	0.1 r	0.0 r	0.0 r	0.1 r	0.0 r
Nepal	558	0.0	0.0 r	0.0 r	0.0 r	0.0 r	0.0 r	0.0	0.0 r	0.0 r	0.0 r	0.0 r	0.0 r
Philippines	566	0.0	....	....	0.2 r	0.3 r	0.3 r	10.5	1.0 r	6.5 r	0.3 r	0.3 r	0.3 r
Sri Lanka	524	0.8	....	0.8 r	4.2 r	2.6 r	2.7 r	6.2	1.9 r	0.9 r	0.8 r	0.7 r	1.2 r
Thailand	578	2.7	0.6 r	1.5 r	0.7 r	0.8 r	1.4 r	73.3	20.0 r	17.6 r	9.9 r	13.5 r	16.8 r
Vietnam	582	10.4	2.6 r	2.3 r	1.9 r	2.1 r	2.0 r	195.5	49.6 r	45.5 r	33.5 r	50.0 r	48.7 r
Asia n.s.	598	....	....	....	....	....	....	44.3	11.2 r	10.3 r	7.6 r	11.3 r	11.0 r
<b>Europe</b>	<b>170</b>	<b>11,604.7</b>	<b>2,851.5</b>	<b>2,510.0</b>	<b>2,038.3</b>	<b>2,345.0</b>	<b>2,468.9</b>	<b>14,422.5</b>	<b>3,622.9</b>	<b>3,396.9</b>	<b>2,401.6</b>	<b>3,106.2</b>	<b>3,246.4</b>
<b>Emerg. &amp; Dev. Europe</b>	<b>903</b>	<b>3,674.0</b>	<b>860.3</b>	<b>765.1</b>	<b>709.2</b>	<b>809.4</b>	<b>888.7</b>	<b>1,321.5</b>	<b>339.6</b>	<b>291.9</b>	<b>221.8</b>	<b>292.5</b>	<b>307.0</b>
Albania	914	....	....	....	....	....	....	0.6	0.2 r	0.1 r	0.1 r	0.2 r	0.2 r
Bosnia and Herzegovina	963	....	....	....	....	....	....	0.8	0.2 r	0.2 r	0.1 r	0.2 r	0.2 r
Bulgaria	918	80.0	24.3 r	15.6 r	18.4 r	18.8 r	18.4 r	32.8	8.6 r	9.2 r	7.5 r	5.3 r	5.3 r
Croatia	960	134.8	1.1 r	29.7 r	76.1 r	139.1 r	90.2 r	11.1	1.9 r	2.9 r	0.8 r	1.3 r	3.5 r
Faroe Islands	816	0.0 e	0.0 e	0.0 e	0.0 e	0.0 e	0.0 e	0.1	0.0 r	0.0 r	0.0 r	0.0 r	0.0 r
Hungary	944	19.7	4.3 r	4.7 r	4.2 r	29.3 r	37.4 r	86.6	20.9 r	22.3 r	15.7 r	18.1 r	19.2 r
Macedonia, FYR	962	0.1	0.0 r	0.0 r	0.0 r	0.0 r	0.0 r	1.9	0.5 r	0.4 r	0.3 r	0.5 r	0.5 r
Montenegro	943	3.7	1.6 r	0.7 r	1.6 r	1.6 r	1.6 r	0.0	0.0 r	0.0 r	0.0 r	0.0 r	0.0 r
Poland	964	789.2	238.8 r	182.4 r	78.4 r	112.9 r	118.5 r	340.5	90.0 r	78.2 r	52.3 r	78.8 r	73.7 r
Romania	968	1,343.4	354.2 r	209.9 r	233.5 r	191.3 r	329.9 r	76.7	17.5 r	12.5 r	12.0 r	32.7 r	29.9 r
Serbia, Republic of	942	27.6	2.3 r	24.1 r	1.7 r	1.1 r	0.1 r	28.4	10.1 r	8.2 r	6.3 r	4.5 r	8.7 r
Turkey	186	1,275.6	233.6 r	297.9 r	295.4 r	315.3 r	292.6 r	741.9	189.8 r	157.7 r	126.5 r	150.9 r	166.0 r
<b>CIS</b>	<b>901</b>	<b>7,930.7</b>	<b>1,991.2</b>	<b>1,744.9</b>	<b>1,329.1</b>	<b>1,535.7</b>	<b>1,580.2</b>	<b>13,101.0</b>	<b>3,283.4</b>	<b>3,105.0</b>	<b>2,179.8</b>	<b>2,813.7</b>	<b>2,939.4</b>
Armenia	911	0.7	0.2 r	0.2 r	0.3 r	0.3 r	0.3 r	4.3	0.7 r	0.7 r	0.4 r	1.6 r	2.2 r
Azerbaijan, Rep. of	912	109.8	24.8 r	22.9 r	21.0 r	25.1 r	25.9 r	15.7	4.1 r	3.7 r	2.7 r	3.9 r	3.8 r
Belarus	913	53.4	12.5 r	10.5 r	6.2 r	11.7 r	19.8 r	488.0	137.0 r	99.4 r	61.6 r	73.0 r	101.0 r
Georgia	915	23.8	3.4 r	7.7 r	4.3 r	5.0 r	9.8 r	39.0	10.3 r	10.6 r	5.4 r	7.3 r	8.9 r
Kyrgyz Republic	917	517.7	130.5 r	114.8 r	92.5 r	98.0 r	92.1 r	182.0	42.8 r	38.7 r	29.7 r	46.1 r	46.6 r
Moldova	921	28.8	7.1 r	6.3 r	5.2 r	5.7 r	5.5 r	60.7	16.2 r	14.6 r	10.1 r	14.1 r	12.9 r
Russian Federation	922	4,547.5	1,138.1 r	921.3 r	749.6 r	887.0 r	834.2 r	10,529.3	2,617.1 r	2,535.0 r	1,832.1 r	2,314.8 r	2,438.2 r
Tajikistan	923	418.5	106.6 r	93.6 r	74.7 r	78.4 r	73.1 r	164.9	42.2 r	37.4 r	25.9 r	36.8 r	34.2 r
Turkmenistan	925	114.5	23.8 r	20.3 r	....	....	....	63.7	15.7 r	15.1 r	....	....	....
Ukraine	926	1,173.7	301.9 r	334.2 r	205.5 r	247.1 r	354.5 r	827.8	215.3 r	184.6 r	91.4 r	137.1 r	118.2 r
Uzbekistan	927	942.3	242.3 r	213.2 r	169.7 r	177.3 r	164.9 r	725.7	182.0 r	165.2 r	120.5 r	178.9 r	173.6 r
Europe n.s.	884	....	....	....	....	....	....	0.0	0.0 r	0.0 r	0.0 r	0.0 r	0.0 r
<b>Mid East, N Africa, Pak</b>	<b>440</b>	<b>1,044.4</b>	<b>280.6</b>	<b>227.4</b>	<b>174.2</b>	<b>182.2</b>	<b>169.5</b>	<b>234.5</b>	<b>52.1</b>	<b>54.5</b>	<b>41.2</b>	<b>53.5</b>	<b>51.7</b>
Afghanistan, I.R. of	512	372.4	97.1 r	84.5 r	65.5 r	66.5 r	60.3 r	2.0	0.5 r	0.5 r	0.3 r	0.5 r	0.5 r
Algeria	612	0.0	0.0 r	0.0 r	0.0 r	0.0 r	0.0 r	0.0	0.0 r	0.0 r	0.0 r	0.0 r	0.0 r
Bahrain, Kingdom of	419	0.0	0.0 r	0.0 r	0.0 r	0.0 r	0.0 r	0.8	0.2 r	0.2 r	0.1 r	0.2 r	0.2 r
Djibouti	611	....	....	....	....	....	....	0.0	0.0 r	0.0 r	0.0 r	0.0 r	0.0 r
Egypt	469	13.8	3.4 r	7.0 r	0.3 r	0.3 r	0.3 r	35.3	2.6 r	6.4 r	6.4 r	6.8 r	6.7 r
Iran, I.R. of	429	565.8	138.4 r	119.9 r	96.5 r	102.3 r	96.4 r	69.8	17.5 r	15.8 r	11.5 r	16.9 r	16.3 r
Iraq	433	9.7	2.4 r	2.1 r	1.8 r	1.9 r	1.9 r	0.0	0.0 r	0.0 r	0.0 r	0.0 r	0.0 r
Jordan	439	0.0	0.0 r	0.0 r	0.0 r	0.0 r	....	0.8	0.4 r	0.0 r	0.0 r	....	0.0 r
Kuwait	443	0.3	0.1 r	0.1 r	0.0 r	0.1 r	0.1 r	0.0	0.0 r	0.0 r	0.0 r	0.0 r	0.0 r
Lebanon	446	1.9	0.1 r	1.8 r	0.1 r	0.1 r	0.1 r	0.5	0.1 r	0.2 r	0.0 r	0.1 r	0.1 r
Libya	672	0.0	0.0 r	0.0 r	0.0 r	0.0 r	0.0 r	....	....	....	....	....	....
Mauritania	682	0.0	0.0 r	0.0 r	0.0 r	0.0 r	0.0 r	0.2	0.1 r	0.0 r	0.0 r	0.1 r	0.1 r
Morocco	686	25.7	25.7 r	0.0 r	0.0 r	0.0 r	0.0 r	10.2	1.1 r	4.4 r	1.5 r	1.6 r	1.6 r
Oman	449	0.3	0.1 r	0.1 r	0.1 r	0.1 r	0.1 r	0.0	0.0 r	0.0 r	0.0 r	0.0 r	0.0 r
Pakistan	564	1.5	0.4 r	0.3 r	0.3 r	0.3 r	0.3 r	32.9	8.3 r	7.7 r	7.3 r	7.7 r	7.7 r
Qatar	453	0.0	0.0 r	0.0 r	0.0 r	0.0 r	0.0 r	0.4	0.1 r	0.1 r	0.1 r	0.1 r	0.1 r
Saudi Arabia	456	5.4	1.3 r	1.2 r	1.0 r	1.1 r	1.0 r	10.9	2.8 r	2.5 r	1.9 r	2.8 r	2.7 r
Somalia	726	4.3	1.1 r	0.9 r	0.8 r	0.9 r	0.8 r	0.0	0.0 r	0.0 r	0.0 r	0.0 r	0.0 r
Sudan	732	....	....	....	....	....	....	0.0	0.0 r	0.0 r	0.0 r	0.0 r	0.0 r
Syrian Arab Republic	463	....	....	....	....	....	....	0.0	0.0 r	0.0 r	0.0 r	0.0 r	0.0 r
Tunisia	744	0.6	0.1 r	0.1 r	0.1 r	0.1 r	0.1 r	3.6	0.9 r	0.9 r	0.9 r	0.9 r	0.9 r
United Arab Emirates	466	42.5	10.4 r	9.3 r	7.7 r	8.4 r	8.2 r	67.1	17.5 r	15.7 r	11.1 r	15.9 r	14.9 r
West Bank and Gaza	487	0.0 e	0.0 e	0.0 e	0.0 e	0.0 e	0.0 e	0.0	0.0 r	0.0 r	0.0 r	0.0 r	0.0 r
Yemen, Republic of	474	....	....	....	....	....	....	0.0	0.0 r	0.0 r	0.0 r	0.0 r	0.0 r



# Kazakhstan (916)

In Millions of U.S. Dollars

		Exports (FOB)						Imports (CIF)					
		2015	2015Q3	2015Q4	2016Q1	2016Q2	2016Q3	2015	2015Q3	2015Q4	2016Q1	2016Q2	2016Q3
<b>Sub-Saharan Africa</b>	603	<b>19.6</b>	<b>7.1</b>	<b>2.2</b>	<b>1.9</b>	<b>2.0</b>	<b>2.0</b>	<b>102.2</b>	<b>23.0</b>	<b>22.8</b>	<b>23.6</b>	<b>29.8</b>	<b>28.5</b>
Angola	614	0.0	0.0 r	0.0 r	0.0 r	0.0 r	0.0 r	....	....	....	....	....	....
Benin	638	1.7	0.4 r	0.4 r	0.3 r	0.3 r	0.3 r	....	....	....	....	....	....
Botswana	616	0.0 e	0.0 e	0.0 e	0.0 e	0.0 e	0.0 e	....	....	....	....	....	....
Burundi	618	....	....	....	....	....	....	1.8	0.5 r	0.4 r	0.3 r	0.5 r	0.5 r
Cabo Verde	624	....	....	....	....	....	....	0.0	0.0 r	0.0 r	0.0 r	0.0 r	0.0 r
Cameroon	622	....	....	....	....	....	....	0.0	0.0 r	0.0 r	0.0 r	0.0 r	0.0 r
Chad	628	0.0	0.0 r	0.0 r	0.0 r	0.0 r	0.0 r	....	....	....	....	....	....
Congo, Dem. Rep. of	636	0.1	0.0 r	0.0 r	0.0 r	0.0 r	0.0 r	6.7	1.7 r	1.6 r	1.2 r	1.7 r	1.7 r
Congo, Republic of	634	0.2	0.0 r	0.0 r	0.0 r	0.0 r	0.0 r	....	....	....	....	....	....
Côte d'Ivoire	662	0.1	0.0 r	0.0 r	0.0 r	0.0 r	0.0 r	2.0	0.5 r	0.5 r	0.5 r	0.5 r	0.5 r
Equatorial Guinea	642	....	....	....	....	....	....	0.0	0.0 r	0.0 r	0.0 r	0.0 r	0.0 r
Ethiopia	644	....	....	....	....	....	....	0.1	0.0 r	0.0 r	0.0 r	0.0 r	0.0 r
Gabon	646	0.2	0.0 r	0.0 r	0.0 r	0.0 r	0.0 r	0.0	0.0 r	0.0 r	0.0 r	0.0 r	0.0 r
Gambia, The	648	....	....	....	....	....	....	0.0	0.0 r	0.0 r	0.0 r	0.0 r	0.0 r
Ghana	652	0.0	0.0 r	0.0 r	0.0 r	0.0 r	0.0 r	15.7	3.5 r	3.1 r	2.5 r	4.1 r	4.3 r
Guinea	656	0.0	0.0 r	0.0 r	0.0 r	0.0 r	0.0 r	0.0	0.0 r	0.0 r	0.0 r	0.0 r	0.0 r
Kenya	664	0.0	0.0 r	0.0 r	0.0 r	0.0 r	0.0 r	44.3	11.2 r	10.3 r	7.6 r	11.3 r	11.0 r
Lesotho	666	....	....	....	....	....	....	0.0	0.0 r	0.0 r	0.0 r	0.0 r	0.0 r
Liberia	668	....	....	....	....	....	....	0.0	0.0 r	0.0 r	0.0 r	0.0 r	0.0 r
Madagascar	674	4.8	1.2 r	1.1 r	0.9 r	1.0 r	0.9 r	0.4	0.1 r	0.1 r	0.1 r	0.1 r	0.1 r
Malawi	676	....	....	....	....	....	....	1.2	0.3 r	0.3 r	0.2 r	0.3 r	0.3 r
Mali	678	....	....	....	....	....	....	0.0	0.0 r	0.0 r	0.0 r	0.0 r	0.0 r
Mauritius	684	....	....	....	....	....	....	0.5	0.4 r	0.0 r	....	....	....
Mozambique	688	....	....	....	....	....	....	0.8	0.2 r	0.2 r	0.1 r	0.2 r	0.2 r
Namibia	728	1.7	0.4 r	0.4 r	0.3 r	0.3 r	0.3 r	0.0	0.0 r	0.0 r	0.0 r	0.0 r	0.0 r
Nigeria	694	1.1	0.3 r	0.2 r	0.2 r	0.2 r	0.2 r	0.0	0.0 r	0.0 r	0.0 r	0.0 r	0.0 r
Rwanda	714	....	....	....	....	....	....	7.1	1.8 r	1.7 r	1.2 r	1.8 r	1.8 r
Senegal	722	9.4	4.6 r	....	....	....	....	0.0	0.0 r	0.0 r	0.0 r	0.0 r	0.0 r
Seychelles	718	0.0	0.0 r	0.0 r	0.0 r	0.0 r	0.0 r	0.2	0.0 r	0.0 r	0.0 r	0.0 r	0.0 r
Sierra Leone	724	....	....	....	....	....	....	0.0	0.0 r	0.0 r	0.0 r	0.0 r	0.0 r
South Africa	199	....	....	....	....	....	....	18.8	2.1 r	4.0 r	9.3 r	8.5 r	7.5 r
Swaziland	734	....	....	....	....	....	....	0.0	0.0 r	0.0 r	0.0 r	0.0 r	0.0 r
Tanzania	738	0.0	0.0 r	0.0 r	0.0 r	0.0 r	0.0 r	1.8	0.5 r	0.4 r	0.3 r	0.5 r	0.5 r
Togo	742	....	....	....	....	....	....	0.0	0.0 r	0.0 r	0.0 r	0.0 r	0.0 r
Uganda	746	....	....	....	....	....	....	0.1	0.0 r	0.0 r	0.0 r	0.0 r	0.0 r
Zambia	754	....	....	....	....	....	....	0.2	0.0 r	0.0 r	0.0 r	0.0 r	0.0 r
Zimbabwe	698	....	....	....	....	....	....	0.4	0.1 r	0.1 r	0.1 r	0.1 r	0.1 r
Africa n.s.	799	....	....	....	....	....	....	0.0	0.0 r	0.0 r	0.0 r	0.0 r	0.0 r
<b>Western Hemisphere</b>	205	<b>68.4</b>	<b>18.1</b>	<b>7.6</b>	<b>8.0</b>	<b>8.9</b>	<b>6.5</b>	<b>303.3</b>	<b>71.3</b>	<b>53.2</b>	<b>46.4</b>	<b>52.7</b>	<b>46.7</b>
Anguilla	312	....	....	....	....	....	....	0.0	0.0 r	0.0 r	0.0 r	0.0 r	0.0 r
Antigua and Barbuda	311	....	....	....	....	....	....	0.0	0.0 r	0.0 r	0.0 r	0.0 r	0.0 r
Argentina	213	5.1	1.3 r	1.3 r	1.3 r	1.3 r	1.3 r	18.5	4.6 r	4.6 r	4.6 r	4.6 r	4.6 r
Bahamas, The	313	....	....	....	....	....	....	0.0	0.0 r	0.0 r	0.0 r	0.0 r	0.0 r
Barbados	316	....	....	....	....	....	....	0.0	0.0 r	0.0 r	0.0 r	0.0 r	0.0 r
Belize	339	....	....	....	....	....	....	0.0	0.0 r	0.0 r	0.0 r	0.0 r	0.0 r
Bermuda	319	....	....	....	....	....	....	0.0	0.0 r	0.0 r	0.0 r	0.0 r	0.0 r
Bolivia	218	0.0	....	0.0 r	0.0 r	0.0 r	0.0 r	1.1	0.3 r	0.3 r	0.3 r	0.3 r	0.3 r
Brazil	223	58.9	15.2 r	5.5 r	6.1 r	6.4 r	4.2 r	127.7	30.3 r	12.7 r	9.6 r	9.5 r	4.9 r
Chile	228	0.8	0.7 r	0.0 r	....	0.5 r	0.4 r	12.4	2.7 r	2.7 r	1.8 r	2.6 r	1.6 r
Colombia	233	0.5	0.2 r	0.1 r	0.1 r	0.1 r	0.1 r	4.8	0.8 r	0.8 r	0.6 r	0.7 r	0.7 r
Costa Rica	238	....	....	....	....	....	....	4.4	1.2 r	1.1 r	0.8 r	1.1 r	1.0 r
Dominica	321	....	....	....	....	....	....	0.0	0.0 r	0.0 r	0.0 r	0.0 r	0.0 r
Dominican Republic	243	....	....	....	....	....	....	0.5	0.1 r	0.1 r	0.1 r	0.1 r	0.1 r
Ecuador	248	0.1	0.0 r	....	....	....	....	32.8	5.8 r	6.7 r	6.1 r	9.2 r	8.9 r
El Salvador	253	....	....	....	....	....	....	0.0	0.0 r	0.0 r	0.0 r	0.0 r	0.0 r
Grenada	328	....	....	....	....	....	....	0.0	0.0 r	0.0 r	0.0 r	0.0 r	0.0 r
Guatemala	258	....	....	....	....	....	....	16.6	4.2 r	3.9 r	2.8 r	4.2 r	4.1 r
Guyana	336	....	....	....	....	....	....	0.0	0.0 r	0.0 r	0.0 r	0.0 r	0.0 r
Haiti	263	....	....	....	....	....	....	0.0	0.0 r	0.0 r	0.0 r	0.0 r	0.0 r

# Kazakhstan (916)

In Millions of U.S. Dollars

		Exports (FOB)						Imports (CIF)					
		2015	2015Q3	2015Q4	2016Q1	2016Q2	2016Q3	2015	2015Q3	2015Q4	2016Q1	2016Q2	2016Q3
Honduras	268	....	....	....	....	....	....	0.1	0.0 r	0.0 r	0.0 r	0.0 r	0.0 r
Jamaica	343	....	....	....	....	....	....	0.0	0.0 r	0.0 r	0.0 r	0.0 r	0.0 r
Mexico	273	0.3	0.1 r	0.1 r	0.1 r	0.1 r	0.1 r	71.2	17.8 r	17.8 r	17.8 r	17.8 r	17.8 r
Montserrat	351	....	....	....	....	....	....	0.0	0.0 r	0.0 r	0.0 r	0.0 r	0.0 r
Nicaragua	278	....	....	....	....	....	....	0.0	0.0 r	0.0 r	0.0 r	0.0 r	0.0 r
Panama	283	....	....	....	....	....	....	0.2	0.0 r	0.0 r	0.0 r	0.0 r	0.0 r
Paraguay	288	....	....	....	....	....	....	6.0	1.5 r	1.4 r	1.0 r	1.5 r	1.5 r
Peru	293	....	....	....	....	....	....	3.7	0.9 r	0.9 r	0.6 r	1.0 r	0.9 r
St. Kitts and Nevis	361	....	....	....	....	....	....	0.0	0.0 r	0.0 r	0.0 r	0.0 r	0.0 r
St. Lucia	362	....	....	....	....	....	....	0.0	0.0 r	0.0 r	0.0 r	0.0 r	0.0 r
Trinidad and Tobago	369	0.0	0.0 r	0.0 r	0.0 r	0.0 r	0.0 r	0.1	0.0 r	0.0 r	0.0 r	0.0 r	0.0 r
Uruguay	298	0.0	....	....	....	....	....	2.7	0.8 r	0.0 r	0.0 r	0.0 r	0.0 r
Venezuela, Rep. Bol.	299	2.7	0.7 r	0.6 r	0.5 r	0.5 r	0.5 r	0.0	0.0 r	0.0 r	0.0 r	0.0 r	0.0 r
Western Hem. n.s.	399	0.0	0.0 r	0.0 r	0.0 r	0.0 r	0.0 r	0.4	0.1 r	0.1 r	0.1 r	0.1 r	0.1 r
<b>Other Countries n.i.e</b>	<b>910</b>	<b>1.5</b>	<b>0.4</b>	<b>0.3</b>	<b>0.3</b>	<b>0.3</b>	<b>0.3</b>	<b>9.1</b>	<b>2.3</b>	<b>2.1</b>	<b>1.6</b>	<b>2.3</b>	<b>2.3</b>
Cuba	928	....	....	....	....	....	....	8.6	2.2 r	2.0 r	1.5 r	2.2 r	2.1 r
Korea, Dem. People's Rep.	954	1.5	0.4 r	0.3 r	0.3 r	0.3 r	0.3 r	0.5	0.1 r	0.1 r	0.1 r	0.1 r	0.1 r
<b>Countries &amp; Areas n.s.</b>	<b>898</b>	<b>....</b>	<b>....</b>	<b>....</b>	<b>....</b>	<b>....</b>	<b>....</b>	<b>0.0</b>	<b>0.0 r</b>	<b>0.0 r</b>	<b>0.0 r</b>	<b>0.0 r</b>	<b>0.0 r</b>
<b>Memorandum Items</b>													
Africa	605	50.3	34.1	3.3	2.8	3.0	2.9	116.3	25.1	28.2	26.0	32.3	31.1
Middle East	405	639.8	156.1	141.5	107.5	114.4	108.0	185.6	41.2	41.1	31.1	42.7	41.0
European Union	998	24,445.4	6,628.9	4,562.7	4,127.3	5,445.8	4,433.5	6,879.4	1,755.1	1,708.2	1,509.5	1,596.0	1,587.2
Export earnings: fuel	080	5,400.8	1,340.6	1,098.2	878.6	1,027.0	968.6	10,796.7	2,681.9	2,596.2	1,866.5	2,364.8	2,486.1
Export earnings: nonfuel	092	40,555.9	11,142.8	8,560.5	6,586.6	9,243.9	8,227.8	19,819.5	5,289.8	4,629.7	3,523.6	5,345.8	4,692.4

# Kenya (664)

In Millions of U.S. Dollars

		Exports (FOB)						Imports (CIF)					
		2015	2015Q3	2015Q4	2016Q1	2016Q2	2016Q3	2015	2015Q3	2015Q4	2016Q1	2016Q2	2016Q3
IFS World		5,907.6	1,599.1	1,481.6	....	....	....	16,096.3	3,969.5	4,044.9	....	....	....
World	001	5,559.9	1,435.5	1,371.0	1,369.6	1,380.3	1,343.0	16,400.6	3,770.0	4,349.2	3,149.3	3,733.3	3,612.1
Advanced Economies	110	1,898.9	474.9	464.0	464.1	470.7	514.8	5,479.9	1,174.4	1,496.2	998.7	1,031.9	984.0
Euro Area	163	801.5	185.6	185.4	184.2	203.8	168.9	1,952.5	448.6	451.9	413.0	431.4	407.7
Austria	122	1.6	0.7 r	0.4 r	0.7 r	0.6 r	1.1 r	27.8	7.5 r	3.5 r	7.1 r	5.1 r	4.8 r
Belgium	124	60.1	16.2 r	20.1 r	19.2 r	14.3 r	20.1 r	135.7	40.7 r	25.4 r	28.3 r	36.3 r	33.2 r
Cyprus	423	3.2	1.0 r	0.4 r	0.5 r	0.5 r	0.8 r	2.2	0.2 r	0.3 r	0.5 r	1.3 r	0.5 r
Estonia	939	0.1	....	....	0.0 r	....	0.0 r	7.2	0.5 r	4.8 r	0.1 r	6.3 r	1.1 r
Finland	172	17.2	4.7 r	4.9 r	3.5 r	3.4 r	3.9 r	21.3	5.9 r	4.0 r	8.7 r	6.0 r	5.3 r
France	132	70.1	18.7 r	17.7 r	13.0 r	18.5 r	13.1 r	252.8	64.9 r	65.7 r	43.9 r	50.6 r	50.6 r
Germany	134	121.6	30.7 r	26.2 r	24.5 r	36.7 r	28.2 r	517.6	117.2 r	116.5 r	127.2 r	117.1 r	102.3 r
Greece	174	1.6	0.3 r	0.3 r	0.3 r	0.9 r	0.5 r	50.2	2.1 r	1.6 r	4.1 r	2.9 r	3.7 r
Ireland	178	28.5	2.6 r	3.0 r	2.6 r	3.4 r	2.7 r	118.9	20.9 r	14.3 r	10.9 r	9.9 r	17.0 r
Italy	136	68.0	16.3 r	12.4 r	10.4 r	9.5 r	6.8 r	227.5	64.7 r	56.5 r	64.0 r	50.5 r	58.4 r
Latvia	941	0.0	0.0 r	0.0 r	0.0 r	0.0 r	....	136.0	30.3 r	45.1 r	38.2 r	46.8 r	30.4 r
Lithuania	946	0.0	0.0 r	0.0 r	0.0 r	0.0 r	0.0 r	18.7	0.4 r	13.5 r	7.6 r	6.1 r	0.4 r
Luxembourg	137	0.7	0.0 r	0.0 r	0.0 r	0.0 r	0.0 r	9.6	2.6 r	2.6 r	1.0 r	1.8 r	0.8 r
Malta	181	0.3	0.0 r	0.0 r	0.2 r	0.0 r	0.2 r	3.3	0.5 r	1.1 r	1.6 r	0.3 r	0.3 r
Netherlands	138	394.8	84.6 r	93.1 r	105.0 r	106.7 r	84.0 r	273.3	50.2 r	54.0 r	47.2 r	58.0 r	68.2 r
Portugal	182	3.4	1.2 r	1.1 r	0.6 r	1.1 r	0.7 r	7.5	2.0 r	1.3 r	1.7 r	1.8 r	4.6 r
Slovak Republic	936	0.2	0.0 r	0.1 r	0.0 r	0.0 r	0.0 r	3.8	1.2 r	0.4 r	1.0 r	1.6 r	2.8 r
Slovenia	961	0.3	0.0 r	0.3 r	0.0 r	0.0 r	0.0 r	2.8	0.6 r	0.7 r	0.8 r	0.5 r	0.6 r
Spain	184	29.7	8.6 r	5.4 r	3.7 r	8.1 r	6.6 r	136.2	36.1 r	40.4 r	19.0 r	28.5 r	22.6 r
Australia	193	36.0	10.7 r	7.9 r	6.5 r	6.2 r	7.1 r	61.1	12.4 r	12.5 r	10.1 r	14.6 r	7.4 r
Canada	156	18.5	5.0 r	4.7 r	4.9 r	5.6 r	4.1 r	67.0	22.9 r	11.4 r	21.2 r	12.9 r	22.7 r
China,P.R.: Hong Kong	532	21.5	6.5 r	2.8 r	5.9 r	6.3 r	3.8 r	71.6	19.6 r	12.6 r	7.0 r	25.5 r	10.5 r
China,P.R.: Macao	546	0.0	0.0 r	0.0 r	0.0 r	0.0 r	0.0 r	0.0	0.0 r	0.0 r	0.0 r	0.0 r	0.0 r
Czech Republic	935	2.6	0.1 r	1.5 r	0.5 r	0.6 r	0.8 r	16.1	5.0 r	3.0 r	4.4 r	4.9 r	4.6 r
Denmark	128	5.6	1.0 r	1.2 r	1.0 r	1.7 r	0.9 r	50.0	17.7 r	13.3 r	10.0 r	12.7 r	10.5 r
Iceland	176	0.0	0.0 r	0.0 r	0.0 r	0.0 r	0.0 r	12.1	5.3 r	0.6 r	3.1 r	0.4 r	0.0 r
Israel	436	14.4	4.6 r	3.0 r	2.3 r	1.9 r	2.1 r	90.8	30.2 r	14.0 r	11.8 r	11.3 r	14.3 r
Japan	158	45.4	11.3 r	13.4 r	10.4 r	8.0 r	9.7 r	953.4	263.7 r	217.7 r	169.6 r	212.7 r	201.3 r
Korea, Republic of	542	28.5	6.9 r	6.6 r	6.0 r	8.3 r	84.8 r	239.9	40.9 r	86.7 r	37.2 r	37.8 r	41.5 r
New Zealand	196	1.9	0.6 r	0.5 r	0.5 r	0.4 r	0.6 r	6.4	2.0 r	2.0 r	0.9 r	1.6 r	1.8 r
Norway	142	21.2	5.1 r	4.6 r	5.1 r	5.6 r	4.4 r	10.4	1.5 r	1.2 r	7.1 r	2.7 r	1.0 r
San Marino	135	0.1	0.0 r	0.0 r	0.0 r	0.0 r	0.0 r	0.0	0.0 r	0.0 r	0.0 r	0.0 r	0.0 r
Singapore	576	11.0	4.3 r	2.0 r	3.1 r	2.7 r	4.2 r	99.5	31.3 r	11.8 r	17.7 r	11.7 r	14.6 r
Sweden	144	26.1	5.4 r	6.9 r	3.7 r	5.3 r	8.8 r	78.0	16.6 r	18.0 r	20.5 r	17.6 r	16.8 r
Switzerland	146	51.3	13.0 r	13.6 r	13.3 r	12.5 r	11.0 r	70.6	17.2 r	18.4 r	25.2 r	17.0 r	24.6 r
Taiwan Prov.of China	528	7.0	4.3 r	0.3 r	4.0 r	3.7 r	0.4 r	145.2	35.0 r	30.0 r	26.6 r	26.5 r	28.6 r
United Kingdom	112	391.3	93.4 r	106.9 r	112.6 r	100.4 r	92.1 r	456.6	103.7 r	115.9 r	79.7 r	81.2 r	84.5 r
United States	111	414.9	117.1 r	102.7 r	99.9 r	97.7 r	111.0 r	1,098.5	100.8 r	475.1 r	133.5 r	109.5 r	91.6 r
Vatican	187	....	....	....	....	....	....	0.1	0.0 r	0.0 r	0.0 r	0.0 r	0.0 r
Emerg. & Dev. Economies	200	3,575.8	937.5	885.7	884.5	887.9	808.6	10,909.7	2,592.9	2,850.3	2,148.6	2,698.7	2,625.6
Emerg. & Dev. Asia	505	272.3	70.5	67.0	69.8	68.1	66.9	6,138.4	1,394.6	1,627.9	1,244.1	1,516.7	1,469.6
American Samoa	859	0.3	0.1 r	0.1 r	0.1 r	0.1 r	0.1 r	0.8	0.2 r	0.2 r	0.1 r	0.2 r	0.2 r
Bangladesh	513	4.0	1.1 r	1.0 r	1.0 r	1.0 r	0.9 r	5.4	1.2 r	1.3 r	0.6 r	0.8 r	0.8 r
Bhutan	514	0.0	0.0 r	0.0 r	0.0 r	0.0 r	0.0 r	0.0	0.0 r	0.0 r	0.0 r	0.0 r	0.0 r
Brunei Darussalam	516	5.7	1.5 r	1.4 r	1.4 r	1.4 r	1.3 r	0.1	0.0 r	0.0 r	0.0 r	0.0 r	0.0 r
Cambodia	522	0.1	0.0 r	0.0 r	0.0 r	0.0 r	0.0 r	0.4	0.1 r	0.1 r	0.1 r	0.1 r	0.1 r
China,P.R.: Mainland	924	98.9	24.3 r	21.5 r	19.5 r	23.1 r	27.0 r	3,417.0	852.6 r	941.0 r	653.4 r	989.9 r	927.3 r
Fiji	819	0.0	0.0 r	0.0 r	0.0 r	0.0 r	0.0 r	0.1	0.0 r	0.0 r	0.0 r	0.0 r	0.0 r
F.T. French Polynesia	887	0.0	0.0 r	0.0 r	0.0 r	0.0 r	0.0 r	....	....	....	....	....	....
Guam	829	0.1	0.0 r	0.0 r	0.0 r	0.0 r	0.0 r	....	....	....	....	....	....
India	534	87.2	25.2 r	23.7 r	32.5 r	26.8 r	20.7 r	1,946.1	407.8 r	528.9 r	435.7 r	324.2 r	358.2 r
Indonesia	536	12.7	3.4 r	3.2 r	2.3 r	1.8 r	1.6 r	519.9	75.1 r	103.5 r	106.6 r	139.4 r	128.3 r
Lao People's Dem.Rep	544	0.1	0.0 r	0.0 r	0.0 r	0.0 r	0.0 r	0.0	0.0 r	0.0 r	0.0 r	0.0 r	0.0 r
Malaysia	548	12.9	2.8 r	3.7 r	5.1 r	4.3 r	4.8 r	64.5	10.4 r	7.0 r	9.5 r	11.3 r	12.1 r
Maldives	556	0.1	0.0 r	0.0 r	0.0 r	0.0 r	0.0 r	....	....	....	....	....	....
Marshall Islands	867	0.0	0.0 r	0.0 r	0.0 r	0.0 r	0.0 r	....	....	....	....	....	....

# Kenya (664)

In Millions of U.S. Dollars

		Exports (FOB)						Imports (CIF)					
		2015	2015Q3	2015Q4	2016Q1	2016Q2	2016Q3	2015	2015Q3	2015Q4	2016Q1	2016Q2	2016Q3
Mongolia	948	0.0	0.0 r	0.0 r	0.0 r	0.0 r	0.0 r	....	....	....	....	....	....
Myanmar	518	0.7	0.2 r	0.2 r	0.2 r	0.2 r	0.2 r	0.4	0.1 r	0.1 r	0.1 r	0.1 r	0.1 r
Nauru	836	0.5	0.1 r	0.1 r	0.1 r	0.1 r	0.1 r	0.1	0.0 r	0.0 r	0.0 r	0.0 r	0.0 r
Nepal	558	0.0	0.0 r	0.0 r	0.0 r	0.0 r	0.0 r	0.2	0.0 r	0.0 r	0.0 r	0.0 r	0.0 r
Papua New Guinea	853	0.0	0.0 r	0.0 r	0.0 r	0.0 r	0.0 r	0.0	0.0 r	0.0 r	0.0 r	0.0 r	0.0 r
Philippines	566	11.5	1.2 r	1.0 r	2.1 r	2.1 r	1.9 r	2.4	0.6 r	0.5 r	1.4 r	2.0 r	1.9 r
Samoa	862	0.0	0.0 r	0.0 r	0.0 r	0.0 r	0.0 r	....	....	....	....	....	....
Solomon Islands	813	0.5	0.1 r	0.1 r	0.1 r	0.1 r	0.1 r	0.0	0.0 r	0.0 r	0.0 r	0.0 r	0.0 r
Sri Lanka	524	2.6	0.5 r	0.6 r	0.4 r	0.5 r	0.4 r	15.7	3.7 r	6.6 r	3.6 r	3.3 r	1.4 r
Thailand	578	26.4	7.7 r	8.3 r	2.9 r	4.3 r	5.7 r	109.6	29.1 r	24.5 r	22.6 r	31.2 r	25.8 r
Timor-Leste	537	....	....	....	....	....	....	0.0	0.0 r	0.0 r	0.0 r	0.0 r	0.0 r
Tonga	866	0.0	0.0 r	0.0 r	0.0 r	0.0 r	0.0 r	....	....	....	....	....	....
Tuvalu	869	....	....	....	....	....	....	0.0	0.0 r	0.0 r	0.0 r	0.0 r	0.0 r
Vanuatu	846	....	....	....	....	....	....	0.0 e	0.0 e	0.0 e	0.0 e	0.0 e	0.0 e
Vietnam	582	5.1	1.4 r	1.3 r	1.3 r	1.3 r	1.2 r	55.9	13.8 r	14.2 r	10.5 r	14.1 r	13.1 r
Asia n.s.	598	2.9	0.8 r	0.7 r	0.7 r	0.7 r	0.7 r	0.1	0.0 r	0.0 r	0.0 r	0.0 r	0.0 r
<b>Europe</b>	<b>170</b>	<b>184.2</b>	<b>49.0</b>	<b>45.9</b>	<b>47.1</b>	<b>42.0</b>	<b>36.9</b>	<b>491.4</b>	<b>120.9</b>	<b>114.4</b>	<b>85.7</b>	<b>83.0</b>	<b>119.9</b>
<b>Emerg. &amp; Dev. Europe</b>	<b>903</b>	<b>51.8</b>	<b>12.9</b>	<b>14.7</b>	<b>14.7</b>	<b>11.1</b>	<b>10.5</b>	<b>238.2</b>	<b>42.8</b>	<b>63.1</b>	<b>51.2</b>	<b>43.2</b>	<b>56.8</b>
Albania	914	0.0	0.0 r	0.0 r	0.0 r	0.0 r	0.0 r	0.0	0.0 r	0.0 r	0.0 r	0.0 r	0.0 r
Bosnia and Herzegovina	963	0.0	0.0 r	0.0 r	0.0 r	0.0 r	0.0 r	0.1	0.0 r	0.0 r	0.0 r	0.0 r	0.0 r
Bulgaria	918	5.1	1.2 r	1.4 r	1.3 r	1.3 r	1.1 r	5.1	1.8 r	1.2 r	1.7 r	1.4 r	1.1 r
Croatia	960	0.0	0.0 r	0.0 r	0.0 r	0.0 r	0.0 r	4.1	2.1 r	0.5 r	1.0 r	3.8 r	1.2 r
Faroe Islands	816	0.0	0.0 r	0.0 r	0.0 r	0.0 r	0.0 r	....	....	....	....	....	....
Gibraltar	823	0.0	0.0 r	0.0 r	0.0 r	0.0 r	0.0 r	0.0	0.0 r	0.0 r	0.0 r	0.0 r	0.0 r
Hungary	944	1.7	0.4 r	0.4 r	0.6 r	1.4 r	0.4 r	17.9	3.3 r	7.0 r	3.6 r	4.2 r	3.4 r
Montenegro	943	0.2 e	0.0 e	0.0 e	0.1 e	0.0 e	0.0 e	....	....	....	....	....	....
Poland	964	29.3	6.6 r	9.9 r	8.0 r	5.3 r	5.4 r	79.7	6.6 r	16.9 r	14.1 r	6.8 r	11.4 r
Romania	968	2.6	0.5 r	0.4 r	0.6 r	0.8 r	0.5 r	6.9	1.0 r	3.1 r	1.4 r	0.6 r	3.3 r
Serbia, Republic of	942	0.8	0.1 r	0.2 r	0.1 r	0.2 r	0.5 r	0.0	0.0 r	....	0.0 r	0.0 r	....
Turkey	186	12.0	4.1 r	2.3 r	4.0 r	2.1 r	2.5 r	124.4	28.1 r	34.3 r	29.4 r	26.3 r	36.5 r
<b>CIS</b>	<b>901</b>	<b>132.4</b>	<b>36.2</b>	<b>31.2</b>	<b>32.4</b>	<b>30.8</b>	<b>26.5</b>	<b>253.1</b>	<b>78.0</b>	<b>51.3</b>	<b>34.5</b>	<b>39.8</b>	<b>63.1</b>
Armenia	911	0.0	0.0 r	0.0 r	0.0 r	0.0 r	0.0 r	0.0	0.0 r	0.0 r	....	....	....
Belarus	913	1.0	0.2 r	0.3 r	0.1 r	0.1 r	0.2 r	0.3	0.0 r	0.1 r	0.1 r	0.0 r	0.0 r
Georgia	915	0.4	0.1 r	0.1 r	0.1 r	0.1 r	0.1 r	0.4	0.1 r	0.1 r	0.1 r	0.1 r	0.1 r
Kazakhstan	916	35.8	9.7 r	9.0 r	8.9 r	9.1 r	8.2 r	0.0	0.0 r	0.0 r	0.0 r	0.0 r	0.0 r
Kyrgyz Republic	917	0.4	0.1 r	0.1 r	0.1 r	0.1 r	0.1 r	0.0	0.0 r	0.0 r	0.0 r	0.0 r	0.0 r
Moldova	921	0.6	0.1 r	0.1 r	0.1 r	0.1 r	0.1 r	0.0	0.0 r	0.0 r	0.0 r	0.0 r	0.0 r
Russian Federation	922	90.8	25.5 r	20.9 r	22.0 r	20.6 r	16.9 r	186.3	61.3 r	39.0 r	28.8 r	28.4 r	44.8 r
Tajikistan	923	....	....	....	....	....	....	0.0	0.0 r	0.0 r	0.0 r	0.0 r	0.0 r
Ukraine	926	3.5	0.4 r	0.7 r	1.1 r	0.7 r	0.8 r	66.2	16.6 r	12.1 r	5.5 r	11.2 r	18.2 r
<b>Mid East, N Africa, Pak</b>	<b>440</b>	<b>1,149.0</b>	<b>301.7</b>	<b>303.5</b>	<b>302.4</b>	<b>311.7</b>	<b>284.0</b>	<b>2,781.0</b>	<b>686.5</b>	<b>723.4</b>	<b>548.0</b>	<b>737.1</b>	<b>690.6</b>
Afghanistan, I.R. of	512	116.1	32.2 r	31.1 r	31.6 r	33.1 r	30.7 r	0.1	0.0 r	0.0 r	0.0 r	0.0 r	0.0 r
Algeria	612	1.2	0.3 r	0.3 r	0.3 r	0.3 r	0.3 r	8.5	2.1 r	2.1 r	1.6 r	2.1 r	1.9 r
Bahrain, Kingdom of	419	4.1	1.1 r	1.0 r	1.0 r	1.0 r	0.9 r	384.0	94.0 r	94.8 r	69.6 r	91.9 r	85.0 r
Djibouti	611	11.4	3.1 r	2.9 r	2.9 r	3.0 r	2.8 r	0.0	0.0 r	0.0 r	0.0 r	0.0 r	0.0 r
Egypt	469	168.0	33.0 r	48.6 r	45.3 r	46.8 r	42.8 r	295.8	68.0 r	85.4 r	70.2 r	94.7 r	89.0 r
Iran, I.R. of	429	22.8	6.2 r	5.8 r	5.7 r	5.9 r	5.4 r	37.1	9.2 r	9.3 r	6.9 r	9.2 r	8.6 r
Iraq	433	0.9	0.2 r	0.2 r	0.2 r	0.2 r	0.2 r	5.3	1.3 r	1.3 r	1.0 r	1.3 r	1.2 r
Jordan	439	8.5	4.0 r	2.8 r	4.6 r	3.5 r	1.4 r	5.1	1.1 r	0.5 r	0.6 r	1.5 r	1.1 r
Kuwait	443	2.6	0.8 r	0.8 r	0.8 r	0.9 r	0.9 r	23.1	5.7 r	5.8 r	4.3 r	5.7 r	5.3 r
Lebanon	446	1.9	0.7 r	0.4 r	0.1 r	0.1 r	0.1 r	0.7	0.2 r	0.2 r	0.2 r	0.2 r	0.2 r
Libya	672	1.4	0.4 r	0.4 r	0.3 r	0.4 r	0.3 r	0.1	0.0 r	0.0 r	0.0 r	0.0 r	0.0 r
Mauritania	682	0.6	0.2 r	0.2 r	0.2 r	0.2 r	0.1 r	0.1	0.0 r	0.0 r	0.0 r	0.0 r	0.0 r
Morocco	686	4.6	0.5 r	0.9 r	0.8 r	0.8 r	0.8 r	0.6	0.2 r	0.2 r	0.1 r	0.1 r	0.1 r
Oman	449	13.9	3.8 r	3.5 r	3.4 r	3.5 r	3.2 r	103.8	25.6 r	26.1 r	19.3 r	25.7 r	23.9 r
Pakistan	564	244.5	66.7 r	62.4 r	62.1 r	64.0 r	58.5 r	171.1	42.1 r	42.8 r	31.6 r	42.0 r	39.0 r
Qatar	453	3.6	1.0 r	0.9 r	0.9 r	0.9 r	0.8 r	36.1	9.4 r	10.3 r	8.0 r	11.1 r	10.7 r
Saudi Arabia	456	51.4	13.7 r	12.3 r	11.9 r	11.9 r	10.6 r	595.2	146.8 r	149.6 r	110.8 r	147.5 r	137.2 r
Somalia	726	154.1	42.5 r	40.4 r	40.7 r	42.4 r	39.1 r	1.5	0.4 r	0.4 r	0.3 r	0.4 r	0.3 r
Sudan	732	49.5	12.3 r	13.6 r	14.1 r	14.4 r	13.1 r	0.0	0.0 r	0.0 r	0.0 r	0.0 r	0.0 r

# Kenya (664)

In Millions of U.S. Dollars

		Exports (FOB)						Imports (CIF)					
		2015	2015Q3	2015Q4	2016Q1	2016Q2	2016Q3	2015	2015Q3	2015Q4	2016Q1	2016Q2	2016Q3
Syrian Arab Republic	463	0.9	0.2 r	0.2 r	0.2 r	0.2 r	0.2 r	0.1	0.0 r	0.0 r	0.0 r	0.0 r	0.0 r
Tunisia	744	1.0	0.3 r	0.3 r	0.3 r	0.3 r	0.3 r	0.9	0.2 r	0.2 r	0.2 r	0.2 r	0.2 r
United Arab Emirates	466	238.0	65.5 r	62.2 r	62.6 r	65.1 r	59.9 r	1,111.5	280.1 r	294.2 r	223.3 r	303.2 r	286.6 r
West Bank and Gaza	487	0.1 e	0.0 e	0.0 e	0.0 e	0.0 e	0.0 e	....	....	....	....	....	....
Yemen, Republic of	474	47.9	13.1 r	12.3 r	12.3 r	12.6 r	11.6 r	0.3	0.1 r	0.1 r	0.1 r	0.1 r	0.1 r
<b>Sub-Saharan Africa</b>	<b>603</b>	<b>1,910.0</b>	<b>499.5</b>	<b>453.0</b>	<b>453.6</b>	<b>453.3</b>	<b>410.0</b>	<b>1,370.8</b>	<b>355.8</b>	<b>351.0</b>	<b>249.5</b>	<b>326.1</b>	<b>313.1</b>
Angola	614	1.7	0.5 r	0.5 r	0.5 r	0.5 r	0.5 r	1.2	0.3 r	0.3 r	0.2 r	0.3 r	0.3 r
Benin	638	9.7	2.6 r	2.4 r	2.4 r	2.5 r	2.2 r	0.0	0.0 r	0.0 r	0.0 r	0.0 r	0.0 r
Botswana	616	6.8	1.8 r	1.5 r	1.4 r	1.4 r	1.2 r	0.1	0.0 r	0.0 r	0.0 r	0.0 r	0.0 r
Burkina Faso	748	1.0	0.3 r	0.2 r	0.2 r	0.2 r	0.2 r	0.0	0.0 r	0.0 r	0.0 r	0.0 r	0.0 r
Burundi	618	81.6	21.8 r	19.7 r	19.1 r	19.2 r	17.2 r	0.3	0.1 r	0.1 r	0.1 r	0.1 r	0.1 r
Cabo Verde	624	0.7	0.2 r	0.2 r	0.2 r	0.2 r	0.2 r	....	....	....	....	....	....
Cameroon	622	0.8	0.2 r	0.2 r	0.2 r	0.2 r	0.2 r	0.3	0.1 r	0.1 r	0.0 r	0.1 r	0.1 r
Central African Rep.	626	7.1	1.9 r	1.8 r	1.8 r	1.8 r	1.6 r	0.0	0.0 r	0.0 r	0.0 r	0.0 r	0.0 r
Chad	628	0.9	0.2 r	0.2 r	0.2 r	0.2 r	0.2 r	0.0	0.0 r	0.0 r	0.0 r	0.0 r	0.0 r
Comoros	632	6.5	1.8 r	1.8 r	1.9 r	2.0 r	1.9 r	....	....	....	....	....	....
Congo, Dem. Rep. of	636	226.4	61.0 r	56.2 r	55.2 r	56.2 r	50.9 r	3.4	0.9 r	1.0 r	0.8 r	1.2 r	1.2 r
Congo, Republic of	634	0.5	0.1 r	0.1 r	0.1 r	0.1 r	0.1 r	0.0	0.0 r	0.0 r	0.0 r	0.0 r	0.0 r
Côte d'Ivoire	662	0.8	0.2 r	0.2 r	0.2 r	0.2 r	0.2 r	0.3	0.1 r	0.1 r	0.1 r	0.1 r	0.1 r
Eritrea	643	4.1	1.1 r	1.0 r	1.0 r	1.0 r	0.9 r	0.0	0.0 r	0.0 r	0.0 r	0.0 r	0.0 r
Ethiopia	644	72.1	19.2 r	17.4 r	16.8 r	16.9 r	15.1 r	2.1	0.5 r	0.5 r	0.4 r	0.5 r	0.5 r
Gabon	646	0.0	0.0 r	0.0 r	0.0 r	0.0 r	0.0 r	0.1	0.0 r	0.0 r	0.0 r	0.0 r	0.0 r
Gambia, The	648	0.0	0.0 r	0.0 r	0.0 r	0.0 r	0.0 r	0.0	0.0 r	0.0 r	0.0 r	0.0 r	0.0 r
Ghana	652	5.0	1.4 r	1.3 r	1.3 r	1.3 r	1.2 r	3.6	0.9 r	0.9 r	0.7 r	0.9 r	0.8 r
Guinea	656	0.3	0.1 r	0.1 r	0.1 r	0.1 r	0.1 r	0.2	0.0 r	0.0 r	0.0 r	0.0 r	0.0 r
Guinea-Bissau	654	0.1	0.0 r	0.0 r	0.0 r	0.0 r	0.0 r	....	....	....	....	....	....
Lesotho	666	0.5	0.1 r	0.1 r	0.1 r	0.1 r	0.1 r	0.1	0.0 r	0.0 r	0.0 r	0.0 r	0.0 r
Liberia	668	1.4	0.4 r	0.4 r	0.4 r	0.4 r	0.3 r	0.0	0.0 r	0.0 r	0.0 r	0.0 r	0.0 r
Madagascar	674	4.8	1.3 r	1.2 r	1.1 r	1.2 r	1.1 r	5.7	1.4 r	1.4 r	1.1 r	1.4 r	1.3 r
Malawi	676	38.9	10.6 r	10.0 r	10.0 r	10.3 r	9.5 r	3.0	0.7 r	0.7 r	0.6 r	0.7 r	0.7 r
Mali	678	1.3	0.4 r	0.3 r	0.3 r	0.3 r	0.3 r	0.1	0.0 r	0.0 r	0.0 r	0.0 r	0.0 r
Mauritius	684	10.2	2.9 r	2.8 r	3.2 r	3.3 r	3.0 r	117.3	27.6 r	37.0 r	26.4 r	33.3 r	29.6 r
Mozambique	688	19.0	5.1 r	4.6 r	4.5 r	4.5 r	4.1 r	6.7	1.8 r	2.0 r	1.6 r	2.3 r	2.2 r
Namibia	728	1.9	0.5 r	0.5 r	0.5 r	0.5 r	0.4 r	1.1	0.3 r	0.3 r	0.2 r	0.3 r	0.2 r
Niger	692	1.0	0.3 r	0.2 r	0.2 r	0.2 r	0.2 r	0.2	0.0 r	0.0 r	0.0 r	0.0 r	0.0 r
Nigeria	694	27.9	7.6 r	7.1 r	7.0 r	7.2 r	6.5 r	6.8	1.7 r	1.7 r	1.3 r	1.7 r	1.6 r
Rwanda	714	162.2	44.0 r	40.9 r	40.4 r	41.4 r	37.7 r	7.0	1.7 r	1.8 r	1.3 r	1.7 r	1.6 r
Senegal	722	0.4	0.1 r	0.2 r	0.2 r	0.2 r	0.2 r	0.0	0.0 r	0.0 r	0.0 r	0.0 r	0.0 r
Seychelles	718	1.9	0.5 r	0.5 r	0.5 r	0.6 r	0.5 r	4.6	1.1 r	1.2 r	0.9 r	1.1 r	1.1 r
Sierra Leone	724	2.3	0.6 r	0.6 r	0.6 r	0.6 r	0.5 r	0.3	0.1 r	0.1 r	0.1 r	0.1 r	0.1 r
South Africa	199	35.2	7.3 r	8.3 r	10.9 r	12.0 r	4.7 r	648.9	172.9 r	153.1 r	98.8 r	153.3 r	144.2 r
Swaziland	734	0.2	0.1 r	0.0 r	0.0 r	0.0 r	0.0 r	53.0	13.1 r	13.4 r	10.0 r	13.3 r	12.4 r
Tanzania	738	477.5	129.5 r	120.3 r	119.0 r	122.0 r	111.0 r	179.5	43.7 r	43.8 r	32.0 r	42.1 r	38.8 r
Togo	742	0.2	0.0 r	0.0 r	0.0 r	0.0 r	0.0 r	0.0	0.0 r	0.0 r	0.0 r	0.0 r	0.0 r
Uganda	746	633.2	156.1 r	143.8 r	144.9 r	138.2 r	130.4 r	286.1	77.7 r	80.6 r	64.3 r	63.0 r	69.0 r
Zambia	754	45.6	12.6 r	1.5 r	2.4 r	1.3 r	1.1 r	33.9	7.7 r	9.4 r	7.9 r	7.1 r	6.1 r
Zimbabwe	698	18.3	5.0 r	4.7 r	4.6 r	4.8 r	4.4 r	4.9	1.2 r	1.2 r	0.9 r	1.2 r	1.1 r
<b>Western Hemisphere</b>	<b>205</b>	<b>60.3</b>	<b>16.8</b>	<b>16.2</b>	<b>11.7</b>	<b>12.9</b>	<b>10.8</b>	<b>128.1</b>	<b>35.2</b>	<b>33.6</b>	<b>21.1</b>	<b>35.8</b>	<b>32.4</b>
Anguilla	312	0.0	0.0 r	0.0 r	0.0 r	0.0 r	0.0 r	0.0	0.0 r	0.0 r	0.0 r	0.0 r	0.0 r
Antigua and Barbuda	311	0.1	0.0 r	0.0 r	0.0 r	0.0 r	0.0 r	0.3	0.1 r	0.1 r	0.1 r	0.1 r	0.1 r
Argentina	213	0.1	0.0 r	0.0 r	0.0 r	0.0 r	0.0 r	22.2	5.6 r	5.6 r	5.6 r	5.6 r	5.6 r
Aruba	314	....	....	....	....	....	....	0.0	0.0 r	0.0 r	0.0 r	0.0 r	0.0 r
Bahamas, The	313	8.0	2.2 r	2.0 r	2.0 r	2.0 r	1.8 r	0.0	0.0 r	0.0 r	0.0 r	0.0 r	0.0 r
Barbados	316	0.0	0.0 r	0.0 r	0.0 r	0.0 r	0.0 r	....	....	....	....	....	....
Belize	339	3.8	1.0 r	1.0 r	0.9 r	1.0 r	0.9 r	0.0	0.0 r	0.0 r	0.0 r	0.0 r	0.0 r
Bermuda	319	7.8	2.1 r	1.9 r	1.9 r	2.0 r	1.8 r	....	....	....	....	....	....
Bolivia	218	3.3	0.8 r	0.8 r	0.8 r	0.8 r	0.8 r	0.0	0.0 r	0.0 r	0.0 r	0.0 r	0.0 r
Brazil	223	2.7	0.5 r	0.3 r	0.4 r	0.5 r	0.3 r	71.1	21.3 r	18.8 r	9.4 r	18.3 r	15.3 r
Chile	228	17.1	5.6 r	6.1 r	1.5 r	2.5 r	1.1 r	3.0	0.2 r	0.5 r	0.4 r	0.5 r	0.3 r
Colombia	233	8.6	2.3 r	2.0 r	2.1 r	2.1 r	2.1 r	0.5	0.1 r	0.1 r	0.1 r	0.2 r	0.1 r

# Kenya (664)

In Millions of U.S. Dollars

		Exports (FOB)						Imports (CIF)					
		2015	2015Q3	2015Q4	2016Q1	2016Q2	2016Q3	2015	2015Q3	2015Q4	2016Q1	2016Q2	2016Q3
Costa Rica	238	0.7	0.2 r	0.2 r	0.2 r	0.2 r	0.2 r	0.2	0.1 r	0.1 r	0.0 r	0.1 r	0.0 r
Dominica	321	0.7	0.2 r	0.2 r	0.2 r	0.2 r	0.2 r	0.0	0.0 r	0.0 r	0.0 r	0.0 r	0.0 r
Dominican Republic	243	0.5	0.1 r	0.1 r	0.1 r	0.1 r	0.1 r	1.5	0.4 r	0.4 r	0.3 r	0.4 r	0.3 r
Ecuador	248	0.7	0.2 r	0.2 r	0.1 r	0.1 r	0.1 r	2.5	0.2 r	0.0 r	0.0 r	0.0 r	0.0 r
El Salvador	253	0.0	....	....	....	0.0 r	0.0 r	0.0	0.0 r	....	0.0 r	0.0 r	....
Falkland Islands	323	0.1	0.0 r	0.0 r	0.0 r	0.0 r	0.0 r	....	....	....	....	....	....
Greenland	326	0.0	0.0 r	0.0 r	0.0 r	0.0 r	0.0 r	....	....	....	....	....	....
Grenada	328	0.4	0.1 r	0.1 r	0.1 r	0.1 r	0.1 r	....	....	....	....	....	....
Guatemala	258	0.0	0.0 r	0.0 r	0.0 r	0.0 r	0.0 r	0.6	0.2 r	0.2 r	0.1 r	0.2 r	0.1 r
Guyana	336	0.0	0.0 r	0.0 r	0.0 r	0.0 r	0.0 r	0.7	0.2 r	0.2 r	0.2 r	0.2 r	0.2 r
Haiti	263	0.3	0.1 r	0.1 r	0.1 r	0.1 r	0.1 r	....	....	....	....	....	....
Honduras	268	4.5	1.0 r	1.0 r	1.0 r	1.0 r	1.0 r	0.0	....	0.0 r	....	....	....
Jamaica	343	....	....	....	....	....	....	0.0	0.0 r	0.0 r	0.0 r	0.0 r	0.0 r
Mexico	273	0.3	0.1 r	0.1 r	0.0 r	0.0 r	0.1 r	21.5	6.1 r	6.6 r	3.9 r	9.3 r	9.2 r
Montserrat	351	0.0	0.0 r	0.0 r	0.0 r	0.0 r	0.0 r	0.0	0.0 r	0.0 r	0.0 r	0.0 r	0.0 r
Netherlands Antilles	353	....	....	....	....	....	....	0.6	0.1 r	0.1 r	0.1 r	0.1 r	0.1 r
Nicaragua	278	0.0	0.0 r	0.0 r	0.0 r	0.0 r	0.0 r	0.0	0.0 r	0.0 r	0.0 r	0.0 r	0.0 r
Panama	283	0.0	0.0 r	0.0 r	0.0 r	0.0 r	0.0 r	0.2	0.0 r	0.0 r	0.0 r	0.0 r	0.0 r
Paraguay	288	0.0	0.0 r	0.0 r	0.0 r	0.0 r	0.0 r	0.0	0.0 r	0.0 r	....	0.0 r	0.0 r
Peru	293	0.2	0.1 r	0.1 r	0.1 r	0.1 r	0.0 r	0.4	0.1 r	0.1 r	0.1 r	0.1 r	0.1 r
St. Kitts and Nevis	361	0.0	0.0 r	0.0 r	0.0 r	0.0 r	0.0 r	0.0	0.0 r	0.0 r	0.0 r	0.0 r	0.0 r
Suriname	366	0.3	0.1 r	0.1 r	0.1 r	0.1 r	0.1 r	0.4	0.1 r	0.1 r	0.1 r	0.1 r	0.1 r
Trinidad and Tobago	369	0.0	0.0 r	0.0 r	0.0 r	0.0 r	0.0 r	0.0	0.0 r	0.0 r	0.0 r	0.0 r	0.0 r
Uruguay	298	....	....	....	....	....	....	2.0	0.4 r	0.7 r	0.6 r	0.7 r	0.6 r
Venezuela, Rep. Bol.	299	....	....	....	....	....	....	0.0	0.0 r	0.0 r	0.0 r	0.0 r	0.0 r
Western Hem. n.s.	399	0.0	0.0 r	0.0 r	0.0 r	0.0 r	0.0 r	0.0	0.0 r	0.0 r	0.0 r	0.0 r	0.0 r
<b>Other Countries n.i.e</b>	910	<b>0.5</b>	<b>0.1</b>	<b>0.1</b>	<b>0.1</b>	<b>0.1</b>	<b>0.1</b>	<b>0.2</b>	<b>0.0</b>	<b>0.0</b>	<b>0.0</b>	<b>0.0</b>	<b>0.0</b>
Cuba	928	0.5	0.1 r	0.1 r	0.1 r	0.1 r	0.1 r	....	....	....	....	....	....
Korea, Dem. People's Rep.	954	0.0	0.0 r	0.0 r	0.0 r	0.0 r	0.0 r	0.2	0.0 r	0.0 r	0.0 r	0.0 r	0.0 r
<b>Special Categories</b>	899	<b>81.7</b>	<b>22.1 r</b>	<b>20.5 r</b>	<b>20.2 r</b>	<b>20.7 r</b>	<b>18.8 r</b>	<b>0.0</b>	<b>0.0 r</b>	<b>0.0 r</b>	<b>0.0 r</b>	<b>0.0 r</b>	<b>0.0 r</b>
<b>Countries &amp; Areas n.s.</b>	898	<b>3.0</b>	<b>0.8 r</b>	<b>0.8 r</b>	<b>0.7 r</b>	<b>0.8 r</b>	<b>0.7 r</b>	<b>10.7</b>	<b>2.6 r</b>	<b>2.7 r</b>	<b>2.0 r</b>	<b>2.6 r</b>	<b>2.5 r</b>
<b>Memorandum Items</b>													
Africa	605	2,132.5	558.7	511.6	512.9	514.8	466.4	1,382.3	358.7	354.0	251.7	328.9	315.7
Middle East	405	566.0	143.7	151.5	149.4	153.1	138.4	2,598.3	641.4	677.6	514.3	692.3	649.0
European Union	998	1,265.7	294.1	314.1	312.6	320.6	278.9	2,666.9	606.3	630.7	549.4	564.5	544.4
Export earnings: fuel	080	563.6	154.5	141.8	142.6	145.0	130.9	2,502.5	637.9	634.8	475.2	628.6	607.4
Export earnings: nonfuel	092	4,996.3	1,281.0	1,229.2	1,227.1	1,235.3	1,212.1	13,898.0	3,132.1	3,714.4	2,674.0	3,104.7	3,004.6

# Kiribati (826)

In Millions of U.S. Dollars

		Exports (FOB)						Imports (CIF)					
		2015	2015Q3	2015Q4	2016Q1	2016Q2	2016Q3	2015	2015Q3	2015Q4	2016Q1	2016Q2	2016Q3
IFS World		9.0	....	....	....	....	....	100.0	....	....	....	....	....
World	001	102.3	16.3	35.7	16.3	24.4	34.8	109.4	31.2	24.2	18.0	20.8	12.8
Advanced Economies	110	1.8	0.4	0.7	0.3	0.3	0.4	76.0	21.3	17.2	14.0	14.6	7.0
Euro Area	163	0.1	0.0	0.0	0.0	0.0	0.0	2.2	0.1	0.1	0.1	0.1	0.2
Austria	122	....	....	....	....	....	....	0.0 e	....	....	....	0.0 e	0.0 e
Belgium	124	....	....	....	....	....	....	0.0	....	....	0.0 r	....	0.0 r
France	132	0.1 e	....	0.0 e	....	....	....	1.4	0.0 r	0.0 r	....	0.0 r	0.0 r
Germany	134	....	....	....	....	....	....	0.3	0.1 r	0.1 r	0.1 r	0.1 r	0.1 r
Greece	174	0.0 e	....	....	0.0 e	....	....	0.3	0.0 r	0.0 r	0.0 r	0.0 r	0.0 r
Ireland	178	0.0 e	0.0 e	0.0 e	0.0 e	0.0 e	0.0 e	....	....	....	....	....	....
Italy	136	....	....	....	....	....	....	0.0	0.0 r	0.0 r	....	0.0 r	0.0 r
Luxembourg	137	....	....	....	....	....	....	0.0 e	....	0.0 e	....	....	....
Netherlands	138	0.0	....	....	....	....	....	0.1	0.0 r	0.0 r	0.0 r	0.0 r	0.0 r
Portugal	182	....	....	....	....	....	....	....	....	....	....	0.0 e	....
Slovak Republic	936	....	....	....	....	....	....	0.0	0.0 r	0.0 r	0.0 r	0.0 r	0.0 r
Spain	184	0.0 e	0.0 e	....	....	....	....	0.0	0.0 r	0.0 r	0.0 r	0.0 r	0.0 r
Australia	193	0.6	0.2 r	0.4 r	0.0 r	....	0.0 r	24.0	7.4 r	6.1 r	6.6 r	4.8 r	0.0 r
Canada	156	0.0 e	0.0 e	0.0 e	0.0 e	0.0 e	0.0 e	0.1 e	0.0 e	0.0 e	0.1 e	0.6 e	0.0 e
China,P.R.: Hong Kong	532	0.0	0.0 r	....	....	....	0.0 r	1.3	0.2 r	0.7 r	0.4 r	0.8 r	0.7 r
Czech Republic	935	....	....	....	....	....	....	0.0 e	0.0 e	....	....	....	....
Denmark	128	0.0 e	0.0 e	....	....	0.0 e	....	1.2	0.2 r	0.4 r	0.3 r	0.3 r	0.3 r
Iceland	176	....	....	....	0.0 e	....	....	....	....	....	....	....	....
Israel	436	....	....	....	....	....	....	0.0	0.0 r	0.0 r	0.0 r	0.0 r	0.0 r
Japan	158	0.3	0.0 r	0.1 r	0.0 r	0.1 r	0.1 r	8.8	5.0 r	2.2 r	0.9 r	1.2 r	0.6 r
Korea, Republic of	542	0.0	0.0 r	0.0 r	0.0 r	....	0.0 r	0.5	0.2 r	0.1 r	0.1 r	0.1 r	0.2 r
New Zealand	196	0.0	0.0 r	0.0 r	0.0 r	0.0 r	0.0 r	19.1	4.4 r	2.9 r	2.6 r	3.9 r	2.9 r
Singapore	576	....	....	....	....	....	....	10.4	2.4 r	2.5 r	2.6 r	1.9 r	1.8 r
Sweden	144	0.0 e	0.0 e	0.0 e	0.0 e	0.0 e	0.0 e	0.0	....	....	0.0 r	0.0 r	....
Switzerland	146	0.0	....	....	....	....	....	0.0	....	....	....	0.0 r	....
Taiwan Prov.of China	528	0.0 e	0.0 e	....	0.0 e	....	....	3.0 e	0.3 e	1.7 e	0.0 e	0.6 e	0.2 e
United Kingdom	112	....	....	....	....	....	....	0.1	0.0 r	0.0 r	....	....	0.0 r
United States	111	0.6	0.1 r	0.3 r	0.2 r	0.2 r	0.2 r	5.1	1.0 r	0.4 r	0.4 r	0.2 r	0.1 r
Vatican	187	....	....	....	....	....	....	0.0	0.0 r	0.0 r	0.0 r	0.0 r	0.0 r
Emerg. & Dev. Economies	200	100.6	15.9	34.9	16.0	24.1	34.4	33.4	9.8	7.1	4.0	6.2	5.7
Emerg. & Dev. Asia	505	87.3	14.8	29.7	15.1	23.1	33.4	32.2	9.5	6.9	3.7	6.0	5.5
American Samoa	859	0.1	0.0 r	0.0 r	0.0 r	0.0 r	0.0 r	....	....	....	....	....	....
Bangladesh	513	0.1	0.0 r	0.0 r	0.0 r	0.0 r	0.0 r	....	....	....	....	....	....
China,P.R.: Mainland	924	....	....	....	....	....	....	9.0	2.1 r	1.9 r	0.7 r	1.3 r	2.1 r
Fiji	819	1.2	0.2 r	0.4 r	0.2 r	0.3 r	0.5 r	17.3	5.6 r	3.8 r	2.2 r	3.1 r	2.3 r
F.T. New Caledonia	839	....	....	....	....	....	....	0.0	0.0 r	0.0 r	0.0 r	0.0 r	0.0 r
Guam	829	0.2	0.0 r	0.1 r	0.0 r	0.1 r	0.1 r	....	....	....	....	....	....
India	534	....	....	....	....	....	....	0.6	0.1 r	0.1 r	0.1 r	0.2 r	0.0 r
Indonesia	536	0.0 e	0.0 e	....	....	....	....	0.9	0.3 r	0.2 r	0.2 r	0.4 r	0.3 r
Malaysia	548	0.1 e	....	....	....	....	....	0.4	0.1 r	0.1 r	0.1 r	0.1 r	0.1 r
Marshall Islands	867	1.3	0.2 r	0.5 r	0.2 r	0.3 r	0.5 r	0.1	0.0 r	0.0 r	0.0 r	0.0 r	0.0 r
Myanmar	518	....	....	....	....	....	....	0.0	0.0 r	0.0 r	0.0 r	0.0 r	0.0 r
Nepal	558	0.0 e	0.0 e	0.0 e	0.0 e	0.0 e	0.0 e	....	....	....	....	....	....
Papua New Guinea	853	....	....	....	....	....	....	0.0	0.0 r	0.0 r	0.0 r	0.0 r	0.0 r
Philippines	566	3.8	0.6 r	0.2 r	0.2 r	0.2 r	0.2 r	0.2	0.0 r	0.0 r	0.0 r	0.0 r	0.0 r
Samoa	862	0.0	0.0 r	0.0 r	0.0 r	0.0 r	0.0 r	0.0	0.0 r	0.0 r	0.0 r	0.0 r	0.0 r
Solomon Islands	813	0.0	0.0 r	0.0 r	0.0 r	0.0 r	0.0 r	0.7	0.2 r	0.1 r	0.1 r	0.1 r	0.1 r
Thailand	578	79.9 e	13.5 e	28.2 e	14.2 e	21.9 e	31.7 e	0.6	0.2 r	0.1 r	0.1 r	0.3 r	0.3 r
Tonga	866	....	....	....	....	....	....	0.0	0.0 r	0.0 r	0.0 r	0.0 r	0.0 r
Tuvalu	869	0.0	0.0 r	0.0 r	0.0 r	0.0 r	0.0 r	0.0	0.0 r	0.0 r	0.0 r	0.0 r	0.0 r
Vanuatu	846	....	....	....	....	....	....	0.8	0.3 r	0.2 r	0.1 r	0.1 r	0.1 r
Vietnam	582	0.6	0.1 r	0.2 r	0.1 r	0.1 r	0.2 r	0.8	0.2 r	0.2 r	0.1 r	0.1 r	0.1 r
Asia n.s.	598	....	....	....	....	....	....	0.8	0.3 r	0.2 r	0.1 r	0.1 r	0.1 r
Europe	170	0.0	0.0	0.0	0.0	0.0	0.0	0.2	0.1	0.0	0.0	0.0	0.0
Emerg. & Dev. Europe	903	0.0	0.0	0.0	0.0	0.0	0.0	0.2	0.1	0.0	0.0	0.0	0.0
Bulgaria	918	....	....	....	....	....	....	0.1 e	0.1 e	....	....	....	....

# Kiribati (826)

In Millions of U.S. Dollars

		Exports (FOB)						Imports (CIF)					
		2015	2015Q3	2015Q4	2016Q1	2016Q2	2016Q3	2015	2015Q3	2015Q4	2016Q1	2016Q2	2016Q3
Croatia	960	0.0 e	....	....	0.0 e	0.0 e	....	....	....	....	....	....	....
Faroe Islands	816	0.0 e	0.0 e	0.0 e	0.0 e	0.0 e	0.0 e	....	....	....	....	....	....
Macedonia, FYR	962	0.0 e	0.0 e	0.0 e	0.0 e	0.0 e	0.0 e	....	....	....	....	....	....
Montenegro	943	0.0 e	....	....	....	....	....	....	....	....	....	....	....
Serbia, Republic of	942	....	....	....	....	0.0 e	0.0 e	....	....	....	....	....	....
Turkey	186	0.0 e	....	....	0.0 e	....	....	0.0	0.0 r	0.0 r	0.0 r	0.0 r	0.0 r
<b>CIS</b>	901	<b>0.0</b>	<b>0.0</b>	<b>0.0</b>	<b>0.0</b>	<b>0.0</b>	<b>0.0</b>	....	....	....	....	....	....
Azerbaijan, Rep. of	912	0.0 e	0.0 e	0.0 e	0.0 e	0.0 e	0.0 e	....	....	....	....	....	....
Russian Federation	922	0.0 e	0.0 e	0.0 e	....	0.0 e	....	....	....	....	....	....	....
<b>Mid East, N Africa, Pak</b>	440	<b>2.6</b>	<b>0.6</b>	<b>0.6</b>	<b>0.6</b>	<b>0.6</b>	<b>0.6</b>	<b>0.0</b>	<b>0.0</b>	<b>0.0</b>	<b>0.0</b>	<b>0.0</b>	<b>0.0</b>
Bahrain, Kingdom of	419	0.0 e	0.0 e	0.0 e	0.0 e	0.0 e	0.0 e	....	....	....	....	....	....
Egypt	469	....	....	....	....	....	....	0.0	0.0 r	0.0 r	0.0 r	0.0 r	0.0 r
Kuwait	443	0.0 e	0.0 e	0.0 e	0.0 e	0.0 e	0.0 e	....	....	....	....	....	....
Lebanon	446	0.0 e	....	....	....	....	....	....	....	....	....	....	....
Morocco	686	1.6	0.4 r	0.4 r	0.4 r	0.4 r	0.4 r	0.0	0.0 r	0.0 r	0.0 r	0.0 r	0.0 r
Pakistan	564	0.0 e	0.0 e	0.0 e	0.0 e	0.0 e	0.0 e	....	....	....	....	....	....
Sudan	732	0.1	0.0 r	0.0 r	0.0 r	0.0 r	0.0 r	....	....	....	....	....	....
Tunisia	744	....	....	....	....	....	....	0.0	0.0 r	0.0 r	0.0 r	0.0 r	0.0 r
United Arab Emirates	466	0.8 e	0.2 e	0.2 e	0.2 e	0.2 e	0.2 e	....	....	....	....	....	....
<b>Sub-Saharan Africa</b>	603	<b>2.0</b>	<b>0.5</b>	<b>0.5</b>	<b>0.3</b>	<b>0.4</b>	<b>0.3</b>	<b>0.8</b>	<b>0.2</b>	<b>0.2</b>	<b>0.2</b>	<b>0.2</b>	<b>0.1</b>
Benin	638	0.0 e	0.0 e	0.0 e	0.0 e	0.0 e	0.0 e	....	....	....	....	....	....
Cameroon	622	....	....	....	0.0 e	0.0 e	0.0 e	....	....	....	....	....	....
Côte d'Ivoire	662	....	....	....	....	....	....	0.0 e	0.0 e	0.0 e	0.0 e	0.0 e	0.0 e
Madagascar	674	....	....	....	....	....	....	0.0 e	0.0 e	0.0 e	0.0 e	0.0 e	0.0 e
Mali	678	....	....	....	....	....	....	0.1	0.0 r	0.0 r	0.0 r	0.0 r	0.0 r
Namibia	728	....	....	....	....	....	....	0.6 e	0.1 e	0.1 e	0.2 e	0.1 e	0.1 e
Nigeria	694	2.0 e	0.5 e	0.5 e	0.3 e	0.4 e	0.3 e	....	....	....	....	....	....
Senegal	722	....	....	....	....	....	....	0.1	0.0 r	0.0 r	0.0 r	0.0 r	0.0 r
Sierra Leone	724	....	....	....	....	....	....	0.0	0.0 r	0.0 r	0.0 r	0.0 r	0.0 r
South Africa	199	0.0 e	0.0 e	....	....	....	0.0 e	0.0	0.0 r	....	....	0.0 r	0.0 r
<b>Western Hemisphere</b>	205	<b>8.7</b>	<b>0.0</b>	<b>4.1</b>	<b>0.0</b>	<b>0.1</b>	<b>0.1</b>	<b>0.1</b>	<b>0.0</b>	<b>0.0</b>	<b>0.0</b>	<b>0.0</b>	<b>0.1</b>
Bolivia	218	0.0 e	0.0 e	0.0 e	0.0 e	0.0 e	0.0 e	....	....	....	....	....	....
Brazil	223	....	....	....	....	0.0 e	0.0 e	0.0	....	....	0.0 r	....	0.0 r
Chile	228	....	....	....	....	....	....	0.1 e	....	....	....	....	....
Costa Rica	238	0.0 e	0.0 e	0.0 e	0.0 e	0.0 e	0.0 e	....	....	....	....	....	....
Dominican Republic	243	0.0 e	0.0 e	0.0 e	0.0 e	0.0 e	0.0 e	....	....	....	....	....	....
Ecuador	248	8.6 e	....	4.1 e	0.0 e	0.0 e	0.0 e	....	....	....	....	....	....
Guyana	336	0.0 e	0.0 e	0.0 e	0.0 e	0.0 e	0.0 e	....	....	....	....	....	....
Honduras	268	....	....	....	....	....	....	0.0	0.0 r	0.0 r	0.0 r	0.0 r	0.0 r
Mexico	273	....	....	....	....	....	....	0.0	0.0 r	0.0 r	0.0 r	0.0 r	0.0 r
Netherlands Antilles	353	0.0 e	0.0 e	0.0 e	0.0 e	0.0 e	0.0 e	....	....	....	....	....	....
Peru	293	0.0 e	0.0 e	0.0 e	0.0 e	0.0 e	0.0 e	0.0	0.0 r	0.0 r	0.0 r	0.0 r	0.0 r
<b>Memorandum Items</b>													
Africa	605	3.7	0.9	0.9	0.7	0.8	0.7	0.9	0.2	0.2	0.2	0.2	0.1
Middle East	405	0.8	0.2	0.2	0.2	0.2	0.2	0.0	0.0	0.0	0.0	0.0	0.0
European Union	998	0.1	0.0	0.0	0.0	0.0	0.0	3.6	0.5	0.6	0.4	0.4	0.5
Export earnings: fuel	080	11.5	0.7	4.8	0.5	0.6	0.6	....	....	....	....	....	....
Export earnings: nonfuel	092	90.8	15.6	30.9	15.8	23.8	34.2	109.4	31.2	24.2	18.0	20.8	12.8



# Korea, Democratic People's Rep. of (954)

In Millions of U.S. Dollars

		Exports (FOB)						Imports (CIF)					
		2015	2015Q3	2015Q4	2016Q1	2016Q2	2016Q3	2015	2015Q3	2015Q4	2016Q1	2016Q2	2016Q3
IFS World		....	....	....	....	....	....	....	....	....	....	....	....
World	001	2,910.2	837.5	679.6	671.1	665.2	839.5	3,686.6	990.1	1,000.5	747.2	932.5	949.1
Advanced Economies	110	37.5	7.7	6.6	10.9	1.0	2.9	66.0	8.8	15.7	18.5	10.1	12.8
Euro Area	163	5.3	1.0	0.9	1.2	0.5	1.5	19.1	4.8	5.7	7.7	4.0	6.6
Austria	122	0.1 e	0.1 e	0.0 e	0.3 e	....	0.2 e	0.2 e	0.0 e	0.2 e	2.2 e	0.0 e	....
Belgium	124	0.1 e	0.0 e	0.0 e	....	0.0 e	0.0 e	0.4 e	0.1 e	0.1 e	0.8 e	0.0 e	3.2 e
Cyprus	423	0.1 e	0.0 e	0.0 e	0.0 e	0.0 e	0.0 e	1.2 e	0.0 e	0.8 e	0.0 e	0.1 e	0.3 e
Finland	172	....	....	....	....	....	0.0 e	0.2 e	....	0.0 e	....	....	....
France	132	0.3 e	0.0 e	0.1 e	0.1 e	0.1 e	0.0 e	3.5 e	2.0 e	0.2 e	1.1 e	0.3 e	0.2 e
Germany	134	1.4 e	0.3 e	0.3 e	0.5 e	0.3 e	0.4 e	8.4 e	1.9 e	2.5 e	0.9 e	2.8 e	2.1 e
Greece	174	....	....	....	....	....	....	0.4 e	....	0.1 e	0.0 e	....	0.2 e
Italy	136	0.4 e	0.1 e	0.1 e	0.1 e	0.0 e	0.0 e	1.7 e	0.1 e	1.0 e	0.3 e	0.3 e	0.6 e
Latvia	941	....	....	....	....	....	....	0.1 e	0.1 e	....	....	....	....
Luxembourg	137	....	....	....	....	....	....	....	....	....	....	0.0 e	....
Netherlands	138	2.5 e	0.3 e	0.3 e	0.2 e	0.1 e	0.2 e	2.7 e	0.4 e	0.8 e	2.3 e	0.1 e	0.0 e
Portugal	182	....	....	....	....	....	....	0.0 e	....	....	....	....	....
Slovak Republic	936	0.0 e	....	....	....	....	0.0 e	0.0 e	....	....	....	....	....
Slovenia	961	....	....	....	0.0 e	0.0 e	0.2 e	0.0 e	0.0 e	....	....	0.0 e	....
Spain	184	0.5 e	0.2 e	0.1 e	0.0 e	0.0 e	0.3 e	0.3 e	0.1 e	0.1 e	0.0 e	0.4 e	0.0 e
Canada	156	0.1 e	0.0 e	0.1 e	0.0 e	0.0 e	0.0 e	....	....	....	....	0.0 e	....
China,P.R.: Hong Kong	532	1.9 e	0.5 e	0.3 e	0.1 e	0.2 e	0.1 e	5.3 e	1.1 e	1.3 e	1.4 e	1.8 e	0.9 e
Czech Republic	935	....	....	....	....	....	....	0.0 e	0.0 e	0.0 e	....	0.0 e	....
Denmark	128	0.0 e	0.0 e	0.0 e	0.0 e	0.0 e	0.0 e	0.3 e	0.1 e	0.1 e	0.1 e	0.0 e	2.0 e
Singapore	576	1.3 e	....	0.1 e	0.0 e	....	....	30.1 e	1.0 e	7.5 e	8.8 e	4.0 e	0.6 e
Sweden	144	0.2 e	0.0 e	0.1 e	0.0 e	0.1 e	0.1 e	0.1 e	0.0 e	0.0 e	0.0 e	0.0 e	0.0 e
Switzerland	146	....	....	....	....	....	....	5.6 e	0.0 e	0.6 e	0.1 e	0.0 e	2.6 e
Taiwan Prov. of China	528	28.2 e	5.9 e	5.0 e	9.1 e	0.3 e	1.2 e	0.1 e	0.0 e	0.0 e	0.3 e	0.1 e	0.1 e
United Kingdom	112	0.4 e	0.2 e	0.0 e	0.5 e	0.0 e	0.0 e	0.3 e	0.1 e	0.1 e	0.1 e	0.0 e	0.0 e
United States	111	....	....	....	....	....	....	5.0 e	1.6 e	0.3 e	0.0 e	0.0 e	0.0 e
Emerg. & Dev. Economies	200	2,869.8	829.1	672.2	659.5	663.4	835.9	3,620.5	981.3	984.9	728.7	922.3	936.3
Emerg. & Dev. Asia	505	2,502.2	722.9	580.1	588.2	594.0	765.5	3,405.4	923.5	950.4	699.9	893.1	906.6
Bangladesh	513	23.4 e	3.1 e	1.3 e	1.2 e	1.3 e	1.3 e	12.9 e	2.3 e	1.6 e	1.4 e	1.4 e	1.7 e
Brunei Darussalam	516	0.7 e	0.2 e	0.3 e	0.1 e	0.1 e	0.1 e	0.1 e	0.0 e	0.0 e	0.0 e	0.0 e	0.0 e
Cambodia	522	0.9 e	0.2 e	0.2 e	0.2 e	0.3 e	0.2 e	0.8 e	0.2 e	0.2 e	0.2 e	0.2 e	0.3 e
China,P.R.: Mainland	924	2,343.3 e	688.7 e	549.2 e	553.9 e	532.3 e	715.1 e	3,123.3 e	821.3 e	889.1 e	645.5 e	844.7 e	865.9 e
Fiji	819	9.1 e	2.4 e	2.2 e	1.4 e	1.8 e	1.8 e	....	....	....	....	....	....
F.T. French Polynesia	887	0.1 e	0.0 e	0.0 e	0.0 e	0.0 e	0.0 e	....	....	....	....	....	....
F.T. New Caledonia	839	0.2 e	0.0 e	0.0 e	0.0 e	0.0 e	0.0 e	0.0 e	0.0 e	0.0 e	0.0 e	0.0 e	0.0 e
India	534	93.6 e	18.0 e	16.6 e	10.8 e	35.0 e	24.9 e	116.1 e	62.5 e	21.0 e	19.5 e	15.0 e	11.0 e
Indonesia	536	2.5 e	0.8 e	0.5 e	0.1 e	0.1 e	0.1 e	1.1 e	0.3 e	0.6 e	0.1 e	0.0 e	0.0 e
Malaysia	548	1.2 e	0.6 e	0.3 e	0.0 e	1.7 e	0.1 e	4.8 e	0.9 e	1.0 e	1.0 e	1.9 e	2.0 e
Mongolia	948	0.8 e	0.2 e	0.2 e	0.1 e	0.2 e	0.2 e	0.7 e	0.2 e	0.2 e	0.2 e	0.2 e	0.2 e
Papua New Guinea	853	....	....	....	....	....	....	9.0 e	2.2 e	2.1 e	1.8 e	1.6 e	1.8 e
Philippines	566	10.6 e	3.9 e	6.7 e	16.9 e	18.1 e	18.6 e	56.4 e	14.4 e	15.1 e	10.1 e	10.6 e	11.5 e
Samoa	862	0.7 e	0.2 e	0.2 e	0.2 e	0.2 e	0.2 e	0.0 e	0.0 e	0.0 e	0.0 e	0.0 e	0.0 e
Solomon Islands	813	....	....	....	....	....	....	0.4 e	0.1 e	0.1 e	0.1 e	0.1 e	0.1 e
Sri Lanka	524	8.3 e	2.2 e	1.2 e	2.0 e	2.1 e	2.4 e	1.4 e	0.7 e	0.6 e	0.9 e	0.1 e	0.2 e
Thailand	578	6.6 e	2.5 e	1.2 e	1.2 e	0.9 e	0.5 e	78.2 e	18.4 e	18.9 e	19.0 e	17.2 e	11.9 e
Timor-Leste	537	0.0 e	0.0 e	0.0 e	0.0 e	0.0 e	0.0 e	....	....	....	....	....	....
Tonga	866	0.1 e	0.0 e	0.0 e	0.0 e	0.0 e	0.0 e	0.0 e	0.0 e	0.0 e	0.0 e	0.0 e	0.0 e
Vanuatu	846	0.0 e	0.0 e	0.0 e	0.0 e	0.0 e	0.0 e	....	....	....	....	....	....
Europe	170	33.2	4.4	18.8	7.3	3.3	6.4	128.6	23.8	24.7	15.1	18.7	17.2
Emerg. & Dev. Europe	903	21.9	2.2	14.1	2.7	1.0	3.5	7.4	2.7	2.6	0.2	0.6	0.3
Albania	914	0.1 e	0.0 e	0.0 e	0.0 e	0.0 e	0.0 e	....	....	....	....	....	....
Bosnia and Herzegovina	963	0.3 e	0.1 e	0.1 e	0.1 e	0.1 e	0.1 e	....	....	....	....	....	....
Bulgaria	918	0.0 e	....	....	....	0.0 e	....	1.0 e	0.2 e	0.7 e	0.1 e	0.1 e	0.2 e
Croatia	960	1.9 e	0.1 e	0.8 e	0.6 e	0.2 e	0.0 e	0.1 e	....	....	....	....	....
Faroe Islands	816	0.1 e	0.0 e	0.0 e	0.0 e	0.0 e	0.0 e	....	....	....	....	....	....
Hungary	944	0.4 e	0.2 e	....	0.0 e	0.0 e	0.0 e	0.0 e	0.0 e	0.0 e	0.0 e	....	....
Macedonia, FYR	962	0.4 e	0.1 e	0.1 e	0.1 e	0.1 e	0.1 e	0.0 e	0.0 e	0.0 e	0.0 e	0.0 e	0.0 e

# Korea, Democratic People's Rep. of (954)

In Millions of U.S. Dollars

		Exports (FOB)						Imports (CIF)					
		2015	2015Q3	2015Q4	2016Q1	2016Q2	2016Q3	2015	2015Q3	2015Q4	2016Q1	2016Q2	2016Q3
Montenegro	943	0.2 e	0.0 e	0.2 e	0.1 e	0.0 e	0.0 e	....	....	....	....	....	....
Poland	964	3.4 e	0.3 e	0.1 e	0.3 e	0.1 e	0.0 e	1.2 e	0.6 e	0.5 e	0.0 e	0.0 e	0.0 e
Romania	968	0.0 e	....	....	....	....	....	0.0 e	....	0.0 e	....	....	....
Serbia, Republic of	942	1.1 e	0.2 e	0.2 e	....	....	....	0.0 e	....	....	....	....	....
Turkey	186	13.9 e	1.0 e	12.5 e	1.6 e	0.5 e	3.2 e	4.9 e	1.8 e	1.5 e	....	0.5 e	0.1 e
<b>CIS</b>	<b>901</b>	<b>11.3</b>	<b>2.2</b>	<b>4.6</b>	<b>4.6</b>	<b>2.3</b>	<b>2.9</b>	<b>121.3</b>	<b>21.1</b>	<b>22.1</b>	<b>14.9</b>	<b>18.1</b>	<b>16.8</b>
Armenia	911	0.1 e	0.0 e	0.0 e	0.0 e	0.0 e	0.0 e	....	....	....	....	....	....
Azerbaijan, Rep. of	912	0.0 e	0.0 e	0.0 e	0.0 e	0.0 e	0.0 e	....	....	....	....	....	....
Belarus	913	0.1 e	0.0 e	0.1 e	0.1 e	0.0 e	0.0 e	0.4 e	0.1 e	0.0 e	0.3 e	0.1 e	....
Georgia	915	2.9 e	0.2 e	1.0 e	....	....	....	0.1 e	....	....	....	....	....
Kazakhstan	916	0.4 e	0.1 e	0.1 e	0.1 e	0.1 e	0.1 e	1.6 e	0.4 e	0.4 e	0.3 e	0.3 e	0.3 e
Kyrgyz Republic	917	0.0 e	0.0 e	0.0 e	0.0 e	0.0 e	0.0 e	0.4 e	0.1 e	0.1 e	0.1 e	0.1 e	0.1 e
Moldova	921	0.2 e	0.0 e	0.0 e	0.0 e	0.0 e	0.0 e	....	....	....	....	....	....
Russian Federation	922	5.7 e	1.6 e	3.2 e	3.5 e	1.4 e	0.8 e	83.0 e	17.6 e	18.9 e	14.3 e	17.7 e	16.4 e
Ukraine	926	1.9 e	0.2 e	0.2 e	0.8 e	0.8 e	2.0 e	35.8 e	3.0 e	2.7 e	....	....	....
<b>Mid East, N Africa, Pak</b>	<b>440</b>	<b>76.5</b>	<b>18.7</b>	<b>19.9</b>	<b>18.3</b>	<b>20.2</b>	<b>18.0</b>	<b>5.5</b>	<b>1.3</b>	<b>1.2</b>	<b>1.2</b>	<b>1.2</b>	<b>1.2</b>
Bahrain, Kingdom of	419	0.3 e	0.1 e	0.1 e	0.1 e	0.1 e	0.1 e	....	....	....	....	....	....
Egypt	469	5.3 e	1.3 e	1.2 e	2.0 e	2.2 e	2.0 e	0.3 e	0.1 e	0.0 e	0.0 e	0.0 e	0.0 e
Kuwait	443	0.1 e	0.0 e	0.0 e	0.0 e	0.0 e	0.0 e	....	....	....	....	....	....
Lebanon	446	0.5 e	0.1 e	0.1 e	0.1 e	0.1 e	0.1 e	0.0 e	....	....	....	....	....
Mauritania	682	1.1 e	0.3 e	0.3 e	0.3 e	0.3 e	0.2 e	0.0 e	0.0 e	0.0 e	0.0 e	0.0 e	0.0 e
Morocco	686	0.6 e	0.3 e	0.3 e	0.2 e	0.2 e	0.2 e	0.2 e	0.1 e	0.1 e	0.3 e	0.3 e	0.2 e
Pakistan	564	43.1 e	10.6 e	11.6 e	10.2 e	12.0 e	11.3 e	0.0 e	0.0 e	0.0 e	0.0 e	0.0 e	0.0 e
Qatar	453	....	....	....	....	....	....	4.6 e	1.1 e	1.0 e	0.8 e	0.8 e	0.9 e
Saudi Arabia	456	24.2 e	5.8 e	6.1 e	5.2 e	5.1 e	3.9 e	....	....	....	....	....	....
Syrian Arab Republic	463	0.0 e	0.0 e	0.0 e	0.0 e	0.0 e	0.0 e	0.1 e	0.0 e	0.0 e	0.0 e	0.0 e	0.0 e
Tunisia	744	0.9 e	0.2 e	0.2 e	0.2 e	0.2 e	0.2 e	0.2 e	0.0 e	0.0 e	0.0 e	0.0 e	0.0 e
United Arab Emirates	466	0.1 e	0.0 e	0.0 e	0.0 e	0.0 e	0.0 e	....	....	....	....	....	....
West Bank and Gaza	487	0.0 e	0.0 e	0.0 e	0.0 e	0.0 e	0.0 e	....	....	....	....	....	....
Yemen, Republic of	474	0.2 e	0.0 e	0.0 e	0.0 e	0.1 e	0.0 e	....	....	....	....	....	....
<b>Sub-Saharan Africa</b>	<b>603</b>	<b>123.9</b>	<b>33.4</b>	<b>29.8</b>	<b>24.1</b>	<b>26.8</b>	<b>27.5</b>	<b>20.3</b>	<b>5.3</b>	<b>3.5</b>	<b>3.9</b>	<b>3.9</b>	<b>3.4</b>
Angola	614	41.1 e	10.0 e	8.9 e	5.8 e	6.4 e	7.2 e	....	....	....	....	....	....
Benin	638	11.0 e	2.7 e	2.7 e	1.8 e	2.0 e	1.8 e	2.7 e	0.7 e	0.7 e	0.8 e	0.7 e	0.4 e
Botswana	616	0.4 e	0.1 e	0.1 e	0.1 e	0.1 e	0.1 e	....	....	....	....	....	....
Burkina Faso	748	33.7 e	10.0 e	7.9 e	7.4 e	8.1 e	7.5 e	0.7 e	0.2 e	0.2 e	0.1 e	0.2 e	0.2 e
Burundi	618	0.0 e	0.0 e	0.0 e	0.0 e	0.0 e	0.0 e	....	....	....	....	....	....
Cabo Verde	624	0.0 e	0.0 e	0.0 e	0.0 e	0.0 e	0.0 e	....	....	....	....	....	....
Cameroon	622	0.2 e	0.0 e	0.0 e	0.0 e	0.1 e	0.1 e	0.2 e	0.1 e	0.0 e	0.0 e	0.0 e	0.1 e
Central African Rep.	626	0.1 e	0.0 e	0.0 e	0.0 e	0.0 e	0.0 e	....	....	....	....	....	....
Congo, Republic of	634	0.0 e	0.0 e	0.0 e	0.0 e	0.0 e	0.0 e	0.0 e	0.0 e	0.0 e	0.0 e	0.0 e	0.0 e
Côte d'Ivoire	662	0.4 e	0.1 e	0.1 e	0.1 e	0.1 e	0.1 e	0.5 e	0.1 e	0.1 e	0.1 e	0.1 e	0.1 e
Eritrea	643	0.0 e	0.0 e	0.0 e	0.0 e	0.0 e	0.0 e	....	....	....	....	....	....
Ethiopia	644	5.5 e	1.4 e	1.6 e	1.4 e	1.7 e	1.7 e	0.6 e	0.2 e	0.1 e	0.1 e	0.2 e	0.1 e
Gabon	646	1.8 e	0.4 e	0.6 e	0.3 e	0.3 e	0.4 e	0.1 e	0.0 e	0.0 e	0.0 e	0.0 e	0.0 e
Gambia, The	648	0.2 e	0.0 e	0.0 e	0.0 e	0.0 e	0.0 e	....	....	....	....	....	....
Ghana	652	0.2 e	0.1 e	0.1 e	0.0 e	0.1 e	0.0 e	0.5 e	0.1 e	0.1 e	0.1 e	0.1 e	0.1 e
Guinea	656	0.2 e	0.1 e	0.1 e	0.0 e	0.1 e	0.1 e	3.0 e	0.7 e	0.7 e	0.9 e	1.1 e	1.0 e
Guinea-Bissau	654	0.1 e	0.0 e	0.0 e	0.0 e	0.0 e	0.0 e	0.2 e	0.0 e	0.0 e	0.1 e	0.0 e	0.0 e
Kenya	664	0.2 e	0.0 e	0.0 e	0.0 e	0.0 e	0.0 e	0.0 e	0.0 e	0.0 e	0.0 e	0.0 e	0.0 e
Lesotho	666	0.1 e	0.0 e	0.0 e	0.0 e	0.0 e	0.0 e	....	....	....	....	....	....
Madagascar	674	0.0 e	0.0 e	0.0 e	0.0 e	0.0 e	0.0 e	0.0 e	0.0 e	0.0 e	0.0 e	0.0 e	0.0 e
Malawi	676	0.0 e	0.0 e	0.0 e	0.0 e	0.0 e	0.0 e	....	....	....	....	....	....
Mali	678	5.4 e	1.4 e	1.5 e	1.5 e	1.5 e	1.4 e	0.0 e	0.0 e	0.0 e	0.0 e	0.0 e	0.0 e
Mauritius	684	0.0 e	0.0 e	0.0 e	....	....	....	....	....	....	....	....	....
Mozambique	688	10.0 e	2.4 e	2.4 e	1.5 e	1.9 e	1.8 e	0.2 e	0.1 e	0.1 e	0.1 e	0.1 e	0.1 e
Namibia	728	0.2 e	0.0 e	0.0 e	0.0 e	0.0 e	0.0 e	....	....	....	....	....	....
Niger	692	0.4 e	0.1 e	0.1 e	0.1 e	0.1 e	0.1 e	0.0 e	0.0 e	0.0 e	0.0 e	0.0 e	0.0 e
Rwanda	714	1.7 e	0.4 e	0.5 e	0.4 e	0.5 e	0.8 e	0.1 e	0.0 e	0.0 e	0.0 e	0.0 e	0.0 e
Senegal	722	0.2 e	0.0 e	0.1 e	0.0 e	0.0 e	0.0 e	8.3 e	2.6 e	0.6 e	0.2 e	0.2 e	0.2 e
Seychelles	718	2.1 e	0.5 e	0.5 e	0.4 e	0.4 e	0.4 e	0.0 e	0.0 e	0.0 e	0.0 e	0.0 e	0.0 e

# Korea, Democratic People's Rep. of (954)

In Millions of U.S. Dollars

		Exports (FOB)						Imports (CIF)					
		2015	2015Q3	2015Q4	2016Q1	2016Q2	2016Q3	2015	2015Q3	2015Q4	2016Q1	2016Q2	2016Q3
Sierra Leone	724	0.5 e	0.1 e	0.1 e	0.1 e	0.1 e	0.1 e	0.1 e	0.0 e	0.0 e	0.0 e	0.0 e	0.0 e
South Africa	199	4.8 e	2.6 e	1.7 e	2.0 e	0.3 e	0.1 e	2.9 e	0.4 e	0.9 e	1.2 e	1.0 e	1.1 e
Tanzania	738	2.1 e	0.5 e	0.5 e	0.4 e	0.5 e	0.5 e	0.1 e	0.0 e	0.0 e	0.0 e	0.0 e	0.0 e
Togo	742	1.1 e	0.3 e	0.2 e	0.2 e	0.2 e	0.2 e	....	....	....	....	....	....
Uganda	746	....	....	....	0.0 e	0.0 e	0.1 e	....	....	....	....	....	....
Zambia	754	....	....	....	0.4 e	2.1 e	2.7 e	....	....	....	....	....	....
Zimbabwe	698	0.3 e	0.1 e	0.1 e	0.1 e	0.1 e	0.1 e	0.0 e	0.0 e	0.0 e	0.0 e	0.0 e	0.0 e
<b>Western Hemisphere</b>	<b>205</b>	<b>134.0</b>	<b>49.7</b>	<b>23.7</b>	<b>21.8</b>	<b>19.0</b>	<b>18.6</b>	<b>60.6</b>	<b>27.3</b>	<b>5.0</b>	<b>8.6</b>	<b>5.4</b>	<b>7.9</b>
Antigua and Barbuda	311	2.6 e	0.6 e	0.7 e	0.6 e	0.6 e	0.4 e	0.0 e	0.0 e	0.0 e	0.0 e	0.0 e	0.0 e
Bahamas, The	313	0.1 e	0.0 e	0.0 e	0.0 e	0.0 e	0.0 e	0.1 e	0.0 e	0.0 e	0.0 e	0.0 e	0.0 e
Barbados	316	0.0 e	0.0 e	0.0 e	0.0 e	0.0 e	0.0 e	0.0 e	0.0 e	0.0 e	0.0 e	0.0 e	0.0 e
Belize	339	0.0 e	0.0 e	0.0 e	0.0 e	0.0 e	0.0 e	0.0 e	0.0 e	0.0 e	0.0 e	0.0 e	0.0 e
Bermuda	319	0.0 e	0.0 e	0.0 e	0.0 e	0.0 e	0.0 e	....	....	....	....	....	....
Bolivia	218	0.7 e	0.2 e	0.4 e	0.0 e	0.0 e	0.1 e	....	....	....	....	....	....
Brazil	223	15.8 e	3.7 e	2.8 e	3.7 e	1.4 e	0.8 e	2.6 e	0.3 e	0.3 e	0.2 e	0.5 e	0.9 e
Chile	228	23.7 e	18.4 e	1.3 e	1.6 e	1.7 e	1.5 e	2.2 e	0.0 e	0.0 e	3.8 e	0.5 e	2.6 e
Colombia	233	3.1 e	0.7 e	0.6 e	0.4 e	0.5 e	0.5 e	....	....	....	....	....	....
Costa Rica	238	2.2 e	0.6 e	0.6 e	0.5 e	0.6 e	0.6 e	0.1 e	0.0 e	0.0 e	0.0 e	0.0 e	0.0 e
Dominica	321	0.0 e	0.0 e	0.0 e	0.0 e	0.0 e	0.0 e	....	....	....	....	....	....
Dominican Republic	243	13.2 e	3.4 e	3.3 e	3.0 e	3.3 e	3.6 e	5.0 e	1.3 e	1.1 e	1.3 e	1.3 e	1.4 e
El Salvador	253	1.1 e	0.3 e	0.3 e	....	....	....	0.0 e	....	....	....	....	....
Greenland	326	0.0 e	0.0 e	0.0 e	0.0 e	0.0 e	0.0 e	....	....	....	....	....	....
Guatemala	258	0.4 e	0.1 e	0.1 e	0.1 e	0.1 e	0.1 e	4.6 e	1.3 e	1.2 e	1.3 e	1.3 e	1.3 e
Guyana	336	6.8 e	1.6 e	1.9 e	2.4 e	2.0 e	1.8 e	0.1 e	0.0 e	0.0 e	0.0 e	0.0 e	0.0 e
Honduras	268	4.4 e	0.7 e	1.2 e	1.0 e	1.1 e	1.2 e	14.9 e	0.5 e	0.3 e	....	....	....
Nicaragua	278	0.3 e	0.1 e	0.1 e	0.1 e	0.1 e	0.1 e	0.0 e	0.0 e	0.0 e	0.0 e	0.0 e	0.0 e
Paraguay	288	15.5 e	7.8 e	1.1 e	0.9 e	1.0 e	1.2 e	0.0 e	0.0 e	0.0 e	0.0 e	0.0 e	0.0 e
Peru	293	0.3 e	0.1 e	0.1 e	0.1 e	0.1 e	0.1 e	22.5 e	21.8 e	0.4 e	0.3 e	0.3 e	0.4 e
St. Kitts and Nevis	361	0.2 e	0.0 e	0.0 e	0.0 e	0.0 e	0.0 e	....	....	....	....	....	....
St. Lucia	362	0.0 e	0.0 e	0.0 e	0.0 e	0.0 e	0.0 e	....	....	....	....	....	....
St. Vincent & Grens.	364	0.1 e	0.0 e	0.0 e	0.0 e	0.0 e	0.0 e	....	....	....	....	....	....
Suriname	366	8.8 e	2.3 e	1.8 e	1.3 e	1.3 e	1.2 e	0.2 e	0.1 e	0.0 e	0.0 e	0.1 e	0.1 e
Trinidad and Tobago	369	6.8 e	1.9 e	1.7 e	1.8 e	1.4 e	1.5 e	7.9 e	1.9 e	1.5 e	1.5 e	1.3 e	1.3 e
Uruguay	298	0.2 e	0.0 e	0.1 e	0.0 e	0.0 e	0.0 e	....	....	....	....	....	....
Venezuela, Rep. Bol.	299	27.4 e	7.3 e	5.6 e	3.9 e	3.7 e	3.8 e	0.3 e	0.1 e	0.1 e	0.0 e	0.1 e	0.1 e
<b>Other Countries n.i.e</b>	<b>910</b>	<b>2.9</b>	<b>0.8</b>	<b>0.8</b>	<b>0.7</b>	<b>0.7</b>	<b>0.7</b>	<b>0.1</b>	<b>0.0</b>	<b>0.0</b>	<b>0.0</b>	<b>0.0</b>	<b>0.0</b>
Cuba	928	2.9 e	0.8 e	0.8 e	0.7 e	0.7 e	0.7 e	0.1 e	0.0 e	0.0 e	0.0 e	0.0 e	0.0 e
<b>Memorandum Items</b>													
Africa	605	126.5	34.1	30.6	24.7	27.5	28.1	20.7	5.4	3.7	4.3	4.2	3.7
Middle East	405	30.7	7.4	7.5	7.5	7.5	6.1	5.1	1.2	1.1	0.9	0.9	0.9
European Union	998	11.7	1.8	2.0	2.5	0.8	1.6	22.3	5.9	7.1	8.0	4.3	8.8
Export earnings: fuel	080	112.7	28.3	27.5	21.3	19.2	18.5	97.7	21.1	22.0	17.0	20.2	19.0
Export earnings: nonfuel	092	2,797.5	809.2	652.1	649.8	646.0	821.0	3,588.8	969.0	978.6	730.2	912.3	930.1

# Korea, Republic of (542)

In Millions of U.S. Dollars

		Exports (FOB)						Imports (CIF)					
		2015	2015Q3	2015Q4	2016Q1	2016Q2	2016Q3	2015	2015Q3	2015Q4	2016Q1	2016Q2	2016Q3
IFS World		526,756.5	128,235.5	130,016.9	115,193.8	126,029.1	121,868.9	436,499.0	107,959.7	106,275.0	93,811.9	99,252.9	102,359.6
World	001	526,756.5	128,235.5	130,016.9	115,609.6	126,026.3	121,861.7	436,499.0	107,959.7	106,275.0	93,745.0	99,285.7	102,444.2
Advanced Economies	110	221,209.9	53,254.0	54,615.6	49,618.9	54,792.2	50,194.8	198,842.6	49,130.3	48,136.8	44,872.0	47,334.4	47,466.2
Euro Area	163	31,801.1	8,789.2	7,429.7	7,829.7	7,710.6	7,897.0	45,752.5	11,262.2	11,149.9	9,953.1	10,856.9	10,415.2
Austria	122	882.3	180.2	203.7	163.8	208.6	225.3	1,176.7	298.0	274.4	244.1	265.4	299.1
Belgium	124	2,023.3	488.7	495.0	745.6	521.2	483.4	1,431.3	322.5	275.2	251.3	277.6	279.6
Cyprus	423	26.7	5.9	7.0	5.9	6.5	300.3	76.5	32.8	0.6	19.9	27.1	10.2
Estonia	939	62.0	16.7	16.1	15.4	15.1	14.4	111.7	21.2	40.9	13.5	21.3	15.9
Finland	172	309.3	75.9	74.8	64.4	101.1	72.5	1,083.2	220.1	270.8	231.2	235.7	245.3
France	132	2,619.5	719.3	538.3	699.4	682.0	510.6	6,162.2	1,426.9	1,275.6	1,233.9	1,378.1	1,285.2
Germany	134	6,220.2	1,657.9	1,542.7	1,443.2	1,632.8	1,593.5	20,956.5	5,368.3	5,330.6	4,507.9	5,053.7	4,708.8
Greece	174	1,312.9	704.7	142.8	416.2	557.0	677.3	247.3	43.2	42.6	51.4	42.4	32.0
Ireland	178	366.3	90.4	95.4	91.1	136.8	139.7	1,006.4	249.8	268.8	244.0	288.6	395.3
Italy	136	3,531.5	835.2	827.8	802.6	792.0	743.3	5,824.9	1,444.9	1,511.7	1,401.8	1,371.1	1,346.9
Latvia	941	86.0	20.6	20.3	13.3	13.4	14.9	59.6	15.6	15.0	14.3	27.1	15.1
Lithuania	946	263.6	62.7	74.1	69.1	84.4	83.5	72.7	13.3	15.8	19.2	18.7	16.7
Luxembourg	137	12.9	2.4	2.7	2.2	3.1	2.4	50.1	12.9	15.9	20.5	19.8	21.5
Malta	181	2,194.2	714.9	618.6	591.9	130.1	151.5	262.1	48.2	102.4	27.7	11.7	24.5
Netherlands	138	4,024.1	1,084.7	909.0	882.3	974.4	1,037.7	4,349.3	1,011.8	1,048.9	1,046.3	1,083.1	1,149.4
Portugal	182	525.9	112.5	113.0	102.8	120.3	111.0	203.2	51.9	48.8	57.4	59.1	57.3
Slovak Republic	936	3,543.4	983.4	806.3	773.1	717.4	753.6	231.1	70.9	44.3	52.5	85.2	46.1
Slovenia	961	1,625.9	494.5	395.5	387.0	421.6	430.3	112.5	28.7	27.6	24.0	25.1	23.9
Spain	184	2,171.0	538.6	546.7	560.3	592.7	551.6	2,335.1	581.3	539.9	492.2	566.2	442.5
Australia	193	10,830.6	2,656.6	2,225.2	1,815.1	1,934.7	1,718.7	16,437.8	4,242.2	3,809.7	3,680.9	3,299.3	3,680.9
Canada	156	4,623.2	1,135.2	1,030.9	1,094.4	1,772.8	938.1	3,983.1	940.1	890.6	892.1	1,011.6	1,018.8
China,P.R.: Hong Kong	532	30,418.2	7,858.4	8,332.8	6,610.9	8,119.9	8,871.5	1,493.0	345.3	343.2	387.1	443.6	390.3
China,P.R.: Macao	546	70.8	7.6	9.4	8.8	10.2	7.7	3.1	1.0	0.5	1.4	1.0	0.8
Czech Republic	935	2,040.5	525.4	518.0	483.7	582.3	511.0	577.2	147.0	159.1	153.1	151.6	144.7
Denmark	128	1,417.0	129.2	93.7	89.3	84.0	83.6	997.4	216.8	234.0	171.3	196.9	172.9
Iceland	176	30.8	6.3	7.0	10.4	5.8	6.8	29.4	7.0	6.7	7.7	6.8	7.0
Israel	436	1,179.5	266.3	314.7	340.6	342.2	286.4	870.3	208.6	215.7	262.9	223.0	182.8
Japan	158	25,576.5	6,034.0	6,221.2	5,543.5	5,968.6	6,247.0	45,853.8	11,112.5	10,902.0	10,700.6	11,350.0	12,371.2
New Zealand	196	1,262.7	282.1	340.8	314.9	393.4	287.7	1,225.0	308.8	247.8	266.6	291.5	269.7
Norway	142	4,779.1	658.1	587.7	596.5	1,732.4	714.9	2,627.9	649.5	581.3	532.0	391.9	328.1
Singapore	576	15,011.2	3,835.3	3,599.1	3,058.3	3,338.8	2,827.1	7,942.1	2,059.9	1,645.7	1,593.3	1,704.2	1,625.4
Sweden	144	699.0	162.1	208.5	206.6	174.3	211.8	1,591.7	379.0	401.7	334.4	373.5	404.1
Switzerland	146	1,492.1	87.5	137.2	144.4	168.4	125.2	2,465.6	611.6	602.8	518.1	613.1	596.9
Taiwan Prov.of China	528	12,004.3	2,717.5	2,955.8	2,589.0	2,881.9	3,060.4	16,653.9	4,041.8	4,239.4	3,926.8	3,936.2	4,326.5
United Kingdom	112	7,856.0	1,334.9	3,113.9	2,012.6	1,936.6	1,108.4	6,127.2	1,346.0	1,716.9	1,280.4	1,412.5	967.6
United States	111	70,117.3	16,768.6	17,490.1	16,870.3	17,635.2	15,291.5	44,211.6	11,250.8	10,989.8	10,210.2	11,070.7	10,563.4
<b>Emerg. &amp; Dev. Economies</b>	<b>200</b>	<b>305,452.8</b>	<b>74,952.7</b>	<b>75,367.0</b>	<b>65,972.8</b>	<b>71,216.0</b>	<b>71,643.4</b>	<b>237,308.6</b>	<b>58,620.0</b>	<b>58,066.1</b>	<b>48,716.6</b>	<b>51,880.0</b>	<b>54,930.8</b>
<b>Emerg. &amp; Dev. Asia</b>	<b>505</b>	<b>219,202.2</b>	<b>54,935.3</b>	<b>55,057.1</b>	<b>47,930.8</b>	<b>51,907.8</b>	<b>52,019.6</b>	<b>132,593.9</b>	<b>33,024.3</b>	<b>34,442.9</b>	<b>30,629.9</b>	<b>31,183.1</b>	<b>32,513.6</b>
American Samoa	859	11.2	2.3	3.1	1.2	4.7	5.0	1.9	0.0	0.2	0.2	0.4	3.2
Bangladesh	513	1,208.8	280.7	279.0	271.0	307.3	264.8	335.3	99.0	76.7	88.1	66.7	84.8
Bhutan	514	4.9	1.7	0.9	0.8	0.9	1.1	0.0	0.0	0.0	0.0	0.0	0.0
Brunei Darussalam	516	272.2	13.0	22.5	22.7	17.6	10.6	967.3	246.5	244.0	313.4	115.9	88.9
Cambodia	522	652.8	148.6	163.3	149.3	141.6	142.9	216.5	61.3	43.8	61.6	55.1	69.1
China,P.R.: Mainland	924	137,123.9	34,109.3	35,093.5	28,550.7	29,724.6	31,392.6	90,250.3	22,370.3	23,488.6	20,218.2	21,372.7	21,614.8
Fiji	819	321.9	73.9	94.8	47.8	33.4	53.2	3.8	0.7	0.6	0.8	0.5	0.7
F.T. French Polynesia	887	39.0	11.9	9.7	14.2	18.5	23.7	0.2	0.0	0.1	0.0	0.0	0.1
F.T. New Caledonia	839	202.9	60.3	50.8	22.7	17.7	24.1	162.7	46.9	60.3	33.9	72.6	50.4
Guam	829	66.5	20.4	13.6	14.4	12.3	27.9	1.3	0.3	0.3	0.1	0.1	0.4
India	534	12,029.6	2,908.1	3,135.1	3,032.4	2,781.1	2,700.1	4,240.6	1,003.0	1,024.2	1,005.5	926.3	1,130.8
Indonesia	536	7,872.4	1,945.1	1,692.3	1,516.7	1,821.8	1,608.3	8,850.4	2,125.2	2,074.2	2,105.0	1,896.7	2,076.1
Kiribati	826	10.6	4.0	2.3	1.4	1.6	3.7	9.5	0.9	1.8	0.9	0.0	0.2
Lao People's Dem.Rep	544	170.4	31.2	51.1	25.3	39.8	25.0	28.4	5.3	5.5	5.8	7.1	4.7
Malaysia	548	7,735.3	2,038.3	1,921.2	1,341.1	2,316.7	2,033.9	8,609.4	1,934.6	2,273.8	1,947.6	1,765.3	1,773.7
Maldives	556	5.5	1.1	1.8	2.0	2.7	2.1	2.8	0.1	0.1	0.3	0.0	0.0
Mongolia	948	245.7	62.1	52.3	43.7	69.4	52.1	46.2	7.3	7.1	2.5	1.5	3.6
Myanmar	518	659.9	128.9	159.7	209.7	138.3	127.4	505.7	159.4	137.8	127.3	64.3	144.3

# Korea, Republic of (542)

In Millions of U.S. Dollars

		Exports (FOB)						Imports (CIF)					
		2015	2015Q3	2015Q4	2016Q1	2016Q2	2016Q3	2015	2015Q3	2015Q4	2016Q1	2016Q2	2016Q3
Nauru	836	0.2	0.0	0.1	0.1	0.0	0.1	0.1	0.0	0.1	3.3	0.7	0.0
Nepal	558	25.6	6.0	4.2	5.3	5.8	7.7	1.9	0.5	0.6	0.4	0.4	0.5
Palau	565	9.1	3.5	0.8	1.1	3.2	2.8	0.0	....	....	0.0	0.0	0.0
Papua New Guinea	853	199.1	73.8	9.6	13.5	38.0	24.7	315.7	108.3	91.3	18.7	35.7	33.2
Philippines	566	8,317.9	1,957.1	1,894.9	1,663.1	1,772.5	1,829.1	3,251.6	799.6	830.6	721.8	767.4	729.9
Samoa	862	32.2	5.9	6.9	7.0	7.8	8.7	0.8	0.2	0.1	0.1	0.2	0.3
Solomon Islands	813	6.3	0.3	4.8	4.8	5.5	5.9	10.8	3.2	2.3	4.7	2.4	3.8
Sri Lanka	524	277.8	73.3	71.3	66.3	62.6	68.7	84.5	22.6	19.2	26.2	19.8	22.9
Thailand	578	6,361.6	1,580.5	1,482.1	1,449.6	1,579.8	1,771.1	4,854.3	1,184.7	1,151.7	1,078.9	1,114.1	1,171.2
Timor-Leste	537	9.0	1.4	2.9	2.8	1.6	1.4	0.5	0.0	0.3	0.0	0.7	0.0
Tonga	866	0.5	0.2	0.2	0.2	0.3	0.1	1.7	0.1	1.4	0.1	0.0	0.1
Tuvalu	869	0.2	0.0	0.1	0.0	0.0	....	0.4	0.4	0.0	0.0	....	....
Vanuatu	846	4.5	1.9	0.7	0.7	1.5	1.1	4.9	0.3	2.0	1.7	3.8	0.8
Vietnam	582	27,770.8	7,269.9	6,789.1	7,087.3	8,086.6	8,365.4	9,804.8	2,820.6	2,898.2	2,784.7	2,849.4	3,502.5
Asia n.s.	598	7,554.0	2,120.5	2,042.5	2,361.7	2,892.4	1,434.2	29.5	22.8	6.1	77.9	43.4	2.4
<b>Europe</b>	170	<b>18,326.4</b>	<b>4,723.1</b>	<b>4,578.0</b>	<b>4,086.1</b>	<b>4,509.1</b>	<b>4,365.3</b>	<b>15,469.0</b>	<b>4,086.0</b>	<b>3,889.7</b>	<b>2,542.3</b>	<b>2,919.3</b>	<b>3,134.6</b>
<b>Emerg. &amp; Dev. Europe</b>	903	<b>11,167.7</b>	<b>2,883.7</b>	<b>2,896.3</b>	<b>2,598.8</b>	<b>2,745.0</b>	<b>2,535.1</b>	<b>3,092.7</b>	<b>882.0</b>	<b>724.3</b>	<b>637.5</b>	<b>736.9</b>	<b>666.7</b>
Albania	914	16.7	5.2	4.6	3.8	10.7	2.3	1.9	0.7	0.4	0.5	0.4	3.3
Bosnia and Herzegovina	963	8.1	1.1	1.9	0.8	1.0	1.4	11.7	3.5	3.8	2.2	2.2	4.4
Bulgaria	918	107.7	24.2	33.1	32.3	38.3	31.8	101.7	37.6	18.3	21.7	29.3	28.6
Croatia	960	299.9	53.2	137.8	46.0	42.4	100.6	10.0	3.3	1.9	4.4	3.3	2.5
Faroe Islands	816	0.1	0.0	0.1	0.0	0.0	0.0	0.1	....	0.1	0.1	0.0	0.8
Gibraltar	823	27.4	25.8	0.6	0.2	0.5	0.7	13.9	0.0	13.9	0.0	0.0	0.0
Hungary	944	1,016.5	246.9	234.6	202.1	278.7	230.3	735.4	234.5	191.2	163.1	186.0	140.2
Macedonia, FYR	962	21.4	4.1	10.3	2.0	4.2	4.8	1.6	0.5	0.7	0.4	1.2	1.2
Montenegro	943	1.3	0.5	0.6	0.7	0.3	0.4	0.1	0.0	0.1	0.0	0.0	0.0
Poland	964	2,807.5	723.2	772.9	711.4	701.0	738.0	696.3	188.5	146.3	148.0	145.4	118.0
Romania	968	538.6	127.9	139.9	133.3	159.1	145.9	614.7	163.9	139.2	133.8	146.5	145.8
Serbia, Republic of	942	73.2	22.5	20.7	24.1	22.0	23.1	115.8	36.0	8.2	2.0	4.9	26.7
Turkey	186	6,249.3	1,648.9	1,539.3	1,442.1	1,486.8	1,255.8	789.6	213.6	200.3	161.3	217.8	195.3
<b>CIS</b>	901	<b>7,157.6</b>	<b>1,839.3</b>	<b>1,680.9</b>	<b>1,486.5</b>	<b>1,764.1</b>	<b>1,830.2</b>	<b>12,376.2</b>	<b>3,203.9</b>	<b>3,165.4</b>	<b>1,904.7</b>	<b>2,180.9</b>	<b>2,465.8</b>
Armenia	911	7.5	1.8	2.0	1.5	2.0	1.3	3.2	0.7	1.4	0.5	0.4	2.0
Azerbaijan, Rep. of	912	122.9	27.3	29.3	29.7	35.4	22.5	3.4	0.4	0.2	0.0	0.0	0.0
Belarus	913	47.0	15.8	6.2	5.6	5.4	6.8	46.9	5.6	10.5	11.3	10.6	9.7
Georgia	915	73.3	11.8	21.4	21.3	15.6	28.7	14.3	4.0	2.8	3.1	5.5	6.6
Kazakhstan	916	454.5	125.2	82.6	56.0	68.7	128.0	305.0	161.5	26.1	26.0	34.8	118.6
Kyrgyz Republic	917	80.3	24.3	14.0	11.6	14.9	17.3	1.2	0.1	0.2	0.1	0.1	0.2
Moldova	921	5.4	1.7	1.1	1.8	1.9	1.6	12.3	4.3	2.4	2.9	1.2	2.9
Russian Federation	922	4,685.7	1,274.3	1,141.6	983.2	1,251.1	1,244.7	11,308.3	2,915.7	2,983.9	1,737.3	2,038.9	2,223.6
Tajikistan	923	20.3	5.2	4.9	3.5	4.2	4.9	4.0	0.0	0.0	0.0	0.0	0.0
Turkmenistan	925	182.2	63.1	55.0	118.0	125.7	82.0	0.0	0.0	0.0	0.1	0.0	0.0
Ukraine	926	194.4	50.5	52.0	51.8	54.6	52.8	661.5	108.7	133.2	119.2	83.6	98.4
Uzbekistan	927	1,284.0	238.5	270.9	202.7	184.7	239.7	16.1	3.0	4.7	4.2	5.8	3.8
Europe n.s.	884	1.2	0.1	0.8	0.7	0.1	0.0	0.2	0.0	0.0	0.1	1.4	2.0
<b>Mid East, N Africa, Pak</b>	440	<b>30,122.0</b>	<b>6,759.8</b>	<b>7,196.6</b>	<b>6,264.5</b>	<b>6,379.6</b>	<b>5,689.2</b>	<b>67,925.7</b>	<b>16,425.2</b>	<b>14,440.3</b>	<b>10,804.9</b>	<b>12,698.2</b>	<b>14,352.4</b>
Afghanistan, I.R. of	512	39.6	7.2	4.8	7.3	13.8	11.7	0.1	0.0	0.0	0.0	0.0	0.0
Algeria	612	850.2	138.0	246.3	208.1	165.6	199.9	864.9	189.0	160.6	98.2	20.1	37.7
Bahrain, Kingdom of	419	186.8	46.7	46.1	38.9	44.3	34.2	498.7	115.0	125.6	90.9	69.3	34.3
Djibouti	611	53.8	12.8	10.5	20.4	16.5	25.7	0.1	0.0	0.1	0.1	0.3	0.1
Egypt	469	2,178.9	491.8	477.1	451.7	454.1	448.1	218.4	40.4	32.6	22.3	11.6	12.1
Iran, I.R. of	429	3,730.9	811.2	780.3	657.6	869.8	1,041.2	2,367.4	722.9	381.9	650.0	1,015.9	1,351.8
Iraq	433	1,427.7	254.3	385.9	410.2	291.1	273.7	6,265.7	1,571.5	1,569.5	967.5	1,325.0	1,286.5
Jordan	439	849.1	178.3	198.3	150.6	147.5	133.8	78.1	22.9	14.7	16.0	10.8	10.4
Kuwait	443	924.7	176.0	289.6	234.4	386.5	387.4	8,973.4	2,427.6	2,029.9	1,293.1	1,869.3	2,080.0
Lebanon	446	253.0	60.0	71.6	44.4	50.0	43.7	23.5	6.0	4.8	3.3	5.3	4.9
Libya	672	543.9	117.8	127.7	510.2	76.2	58.2	181.3	30.6	4.1	97.6	61.9	106.2
Mauritania	682	7.0	2.4	1.5	1.6	1.5	1.4	39.9	9.5	11.9	9.6	7.3	7.2
Morocco	686	349.5	69.5	86.5	111.6	167.6	145.4	154.2	36.1	33.7	44.3	41.3	38.9
Oman	449	939.4	222.1	210.2	115.7	166.8	115.9	2,888.3	537.6	641.0	778.1	561.5	496.8
Pakistan	564	790.1	181.6	207.5	198.2	211.1	197.7	284.5	58.3	64.6	58.5	75.7	75.2

# Korea, Republic of (542)

In Millions of U.S. Dollars

		Exports (FOB)						Imports (CIF)					
		2015	2015Q3	2015Q4	2016Q1	2016Q2	2016Q3	2015	2015Q3	2015Q4	2016Q1	2016Q2	2016Q3
Qatar	453	674.1	133.3	136.5	117.1	139.1	130.2	16,474.8	3,667.1	3,392.6	2,391.5	2,264.7	2,386.5
Saudi Arabia	456	9,481.9	2,373.7	2,256.3	1,486.3	1,525.9	1,241.4	19,561.5	4,632.2	3,968.9	2,759.2	3,904.3	4,445.7
Somalia	726	5.5	2.3	1.8	2.6	3.0	1.3	6.5	1.6	4.4	0.5	0.1	0.7
Sudan	732	163.4	43.8	31.0	38.2	32.7	35.8	17.8	3.5	3.4	3.3	3.2	3.2
Syrian Arab Republic	463	209.3	61.8	62.1	37.0	45.5	36.1	0.1	0.0	0.0	1.6	2.5	0.9
Tunisia	744	183.7	35.2	59.1	30.4	44.5	37.2	50.6	11.7	8.4	19.6	15.7	10.9
United Arab Emirates	466	6,076.8	1,312.8	1,474.2	1,337.2	1,500.4	1,062.7	8,614.7	2,341.1	1,986.1	1,496.8	1,428.9	1,959.2
West Bank and Gaza	487	....	....	....	....	....	....	....	....	....	....	0.1	0.3
Yemen, Republic of	474	202.9	27.2	31.6	54.7	25.8	26.4	361.3	0.5	1.5	2.9	3.5	2.8
<b>Sub-Saharan Africa</b>	<b>603</b>	<b>7,478.2</b>	<b>1,289.6</b>	<b>1,639.0</b>	<b>1,448.7</b>	<b>2,130.1</b>	<b>3,164.8</b>	<b>5,542.2</b>	<b>1,415.2</b>	<b>1,247.9</b>	<b>1,118.4</b>	<b>1,174.2</b>	<b>1,150.9</b>
Angola	614	1,858.8	73.8	28.7	118.1	121.0	169.0	142.5	63.9	47.5	2.1	138.3	21.8
Benin	638	38.5	10.3	7.7	5.7	6.4	7.9	10.8	3.2	1.7	1.0	2.3	16.0
Botswana	616	11.2	1.9	5.0	2.2	13.0	12.2	25.6	0.0	0.1	0.1	0.2	0.2
Burkina Faso	748	22.1	6.0	4.5	4.6	6.7	7.0	7.0	2.7	1.5	0.1	0.6	0.8
Burundi	618	1.3	0.0	0.1	0.0	0.4	0.7	0.1	0.0	0.0	0.1	0.2	0.0
Cabo Verde	624	1.7	0.5	0.6	0.6	0.3	0.1	0.1	0.0	0.0	0.0	0.0	....
Cameroon	622	30.8	6.8	6.9	7.4	7.6	4.7	42.7	0.5	40.8	0.7	0.5	0.7
Central African Rep.	626	3.3	3.3	0.0	0.1	0.2	0.2	0.5	0.2	0.2	0.5	0.6	0.1
Chad	628	3.3	0.9	0.3	0.3	0.3	0.2	0.0	0.0	....	....	....	19.8
Comoros	632	0.0	0.0	0.0	....	0.0	0.0	0.5	0.3	0.1	0.6	0.1	0.1
Congo, Dem. Rep. of	636	26.5	6.8	6.4	6.1	7.7	3.1	301.6	79.5	57.1	105.7	127.2	109.1
Congo, Republic of	634	502.0	5.2	482.2	5.3	6.2	1,166.4	81.2	60.7	3.4	37.6	1.4	2.7
Côte d'Ivoire	662	117.0	30.9	29.9	23.5	21.6	15.2	14.5	2.8	2.4	3.8	2.3	4.2
Equatorial Guinea	642	5.0	1.0	3.5	2.6	6.5	0.9	1,056.1	239.4	240.4	189.6	190.3	147.9
Eritrea	643	8.3	6.8	0.2	0.3	0.4	0.1	13.8	....	0.0	....	....	....
Ethiopia	644	113.4	39.1	21.5	27.3	26.7	24.5	55.4	20.8	11.7	5.6	15.0	18.1
Gabon	646	24.0	6.1	7.5	5.0	4.0	2.1	384.6	130.6	36.4	78.4	106.3	77.2
Gambia, The	648	3.0	0.5	0.7	0.3	0.6	0.8	0.3	0.1	0.0	0.3	0.5	0.5
Ghana	652	252.9	54.2	55.5	49.7	61.2	48.4	40.1	10.0	8.4	4.6	7.4	10.2
Guinea	656	33.1	5.2	4.3	7.0	5.0	48.8	29.8	6.3	5.0	38.3	10.0	6.8
Guinea-Bissau	654	0.4	0.2	0.1	....	0.0	0.0	0.4	0.1	....	0.5	0.4	0.2
Kenya	664	256.5	43.5	91.1	38.7	39.1	42.7	28.3	6.8	6.6	5.9	8.3	84.1
Lesotho	666	0.2	....	....	0.0	0.0	0.0	0.0	....	0.0	0.0	0.0	0.0
Liberia	668	1,299.3	292.1	259.8	661.7	1,117.1	905.1	14.9	0.2	14.2	0.2	0.2	0.2
Madagascar	674	24.4	6.0	6.0	5.6	7.1	8.6	85.6	18.9	15.7	16.2	19.4	14.4
Malawi	676	13.3	2.6	2.5	2.5	2.7	3.7	14.7	0.1	0.5	18.0	6.1	1.1
Mali	678	12.7	1.7	4.4	1.7	9.6	2.7	5.3	0.1	0.0	0.0	0.0	0.0
Mauritius	684	37.6	9.2	6.9	6.3	7.9	6.6	4.6	0.9	1.1	1.4	1.0	1.7
Mozambique	688	67.6	15.0	18.7	7.4	11.1	8.4	11.8	0.5	8.4	8.1	0.5	7.6
Namibia	728	6.8	2.5	1.4	0.5	0.8	0.4	72.8	29.6	33.3	19.1	0.7	11.2
Niger	692	2.1	0.1	0.3	0.1	1.3	0.0	0.0	0.0	0.0	89.4	0.5	3.4
Nigeria	694	685.8	169.5	168.6	94.8	142.7	136.4	1,123.5	252.7	246.3	165.7	129.7	82.5
Rwanda	714	17.2	7.0	3.9	6.7	6.8	3.2	0.8	0.2	0.2	0.5	0.6	0.2
São Tomé & Príncipe	716	0.3	0.1	0.2	0.1	0.0	0.1	0.0	0.0	0.0	0.0	0.1	....
Senegal	722	146.2	13.1	17.1	47.7	81.8	102.9	62.7	29.1	12.3	6.7	22.8	36.4
Seychelles	718	17.2	4.2	3.5	3.7	4.4	3.9	5.4	1.8	1.9	0.4	1.1	0.7
Sierra Leone	724	6.6	1.6	0.8	0.7	1.0	0.3	10.5	2.3	3.2	6.1	3.7	2.5
South Africa	199	1,262.4	300.6	290.8	201.2	252.0	229.4	1,415.9	341.7	355.8	257.3	305.4	323.0
South Sudan, Rep. of	733	0.8	0.1	0.3	0.0	0.1	0.0	0.0	....	....	....	....	0.0
Swaziland	734	3.2	0.8	0.8	2.3	1.1	1.9	17.1	13.1	1.0	0.7	0.7	3.1
Tanzania	738	193.7	71.3	39.5	41.1	36.1	35.9	50.8	3.4	2.2	12.3	15.5	6.9
Togo	742	185.1	51.7	5.1	30.0	79.9	119.4	42.5	6.3	14.2	12.7	14.4	10.3
Uganda	746	20.2	2.8	11.7	3.3	3.3	7.9	13.4	3.3	2.7	2.2	1.3	2.2
Zambia	754	30.9	8.5	8.2	3.4	3.4	5.0	346.8	81.3	70.9	25.6	37.0	121.5
Zimbabwe	698	21.1	6.3	4.4	4.0	5.0	4.5	6.5	1.5	0.7	0.3	1.1	1.3
Africa n.s.	799	110.5	19.7	27.2	19.2	19.8	23.5	0.6	0.2	0.1	0.2	0.5	0.2
<b>Western Hemisphere</b>	<b>205</b>	<b>30,324.0</b>	<b>7,244.9</b>	<b>6,896.3</b>	<b>6,242.8</b>	<b>6,289.4</b>	<b>6,404.5</b>	<b>15,777.7</b>	<b>3,669.4</b>	<b>4,045.3</b>	<b>3,621.2</b>	<b>3,905.3</b>	<b>3,779.4</b>
Antigua and Barbuda	311	36.0	31.3	1.5	1.8	1.4	1.1	8.5	7.1	0.5	0.1	0.0	....
Argentina	213	1,046.9	301.6	235.4	288.3	186.2	159.4	698.9	208.2	192.1	165.5	323.3	228.5
Aruba	314	19.7	4.2	6.4	5.8	4.4	2.9	56.2	52.4	0.0	....	0.0	0.0

# Korea, Republic of (542)

In Millions of U.S. Dollars

		Exports (FOB)						Imports (CIF)					
		2015	2015Q3	2015Q4	2016Q1	2016Q2	2016Q3	2015	2015Q3	2015Q4	2016Q1	2016Q2	2016Q3
Bahamas, The	313	778.6	305.4	287.3	461.1	391.2	194.8	10.8	0.0	0.0	0.0	0.0	0.0
Barbados	316	8.5	1.3	3.1	3.2	2.6	2.5	0.3	0.1	0.1	0.1	0.1	0.3
Belize	339	5.9	1.3	1.8	1.6	1.0	2.0	0.4	0.0	0.2	0.1	0.0	0.0
Bermuda	319	2,032.4	241.8	677.4	651.6	433.7	201.3	0.0	....	0.0	0.0	....	0.0
Bolivia	218	90.3	15.3	19.4	16.7	14.6	14.7	244.7	30.2	98.2	59.3	123.1	100.9
Brazil	223	5,494.9	1,246.2	867.6	986.2	1,163.4	1,170.3	4,058.7	827.6	1,269.3	957.7	897.0	760.8
Chile	228	1,742.3	402.7	399.0	332.3	386.4	368.7	4,402.1	970.7	959.8	921.9	1,004.1	937.3
Colombia	233	1,129.0	250.7	287.8	220.1	223.0	211.5	323.5	105.1	60.5	45.9	71.2	118.5
Costa Rica	238	245.3	75.3	52.5	49.0	64.7	42.7	149.8	30.9	33.1	27.9	34.9	39.9
Dominica	321	3.9	1.1	1.1	2.5	2.8	1.7	0.0	0.0	0.0	0.0	....	0.0
Dominican Republic	243	265.0	66.5	78.8	69.0	76.6	71.3	78.6	18.4	16.3	17.2	18.1	27.2
Ecuador	248	641.3	188.4	136.4	82.7	96.2	127.0	245.7	58.4	15.0	17.4	21.8	30.2
El Salvador	253	129.0	30.1	26.3	30.0	30.9	30.4	14.2	5.0	3.0	2.2	3.0	3.9
Falkland Islands	323	0.0	0.0	0.0	0.0	....	0.0	0.4	....	....	0.0	0.2	0.4
Greenland	326	0.0	0.0	0.0	0.0	0.0	0.0	2.8	0.6	0.5	0.7	0.4	0.3
Grenada	328	2.4	0.5	0.8	0.9	0.7	0.3	0.0	0.0	....	....	0.0	0.0
Guatemala	258	398.4	139.2	99.7	64.0	63.2	98.0	161.9	32.9	33.2	23.0	28.8	47.3
Guyana	336	16.6	1.5	3.4	3.3	6.5	6.2	2.1	0.5	0.3	0.4	0.1	0.2
Haiti	263	46.7	14.5	10.2	11.5	11.4	13.6	4.2	0.9	2.0	0.7	0.7	0.6
Honduras	268	117.1	31.8	28.5	27.1	34.4	27.0	55.1	6.0	10.5	13.2	21.1	8.5
Jamaica	343	19.0	5.0	4.5	6.6	5.3	4.6	9.7	4.4	1.6	0.6	0.8	0.9
Mexico	273	10,891.9	2,968.1	2,052.7	2,143.4	2,281.3	2,709.9	3,464.2	895.3	901.7	787.7	925.7	880.6
Netherlands Antilles	353	20.9	5.6	2.8	5.4	4.3	7.8	0.6	0.3	0.1	0.1	0.0	0.0
Nicaragua	278	148.7	41.2	40.7	37.3	32.5	31.4	12.6	3.3	3.0	2.4	2.7	3.8
Panama	283	2,230.3	414.7	564.1	390.0	266.8	294.4	390.8	79.4	63.4	90.0	126.9	107.0
Paraguay	288	224.7	50.5	49.7	28.4	27.7	27.7	19.7	2.5	12.1	32.0	3.5	55.5
Peru	293	1,217.4	277.9	274.0	221.0	320.8	304.4	1,135.8	266.0	302.6	374.7	253.0	365.1
St. Kitts and Nevis	361	11.1	7.7	1.2	5.0	0.8	0.7	0.2	0.0	0.0	0.0	0.0	0.0
St. Lucia	362	2.7	0.7	0.8	0.7	1.2	0.7	0.2	0.2	0.0	0.1	....	0.0
St. Vincent & Grens.	364	1.6	0.2	0.2	0.2	0.3	0.3	0.0	0.0	....	0.2	0.2	....
Suriname	366	9.6	2.9	1.6	1.5	1.2	1.1	3.6	0.8	0.7	0.9	1.0	0.6
Trinidad and Tobago	369	105.6	31.5	30.4	24.4	21.7	22.8	116.5	23.4	42.9	53.1	19.5	35.2
Uruguay	298	192.8	41.4	35.3	20.6	33.4	21.2	83.6	23.8	19.6	20.8	18.0	21.2
Venezuela, Rep. Bol.	299	449.5	42.7	75.7	47.6	88.3	150.3	20.8	14.9	3.2	5.2	6.0	4.6
Western Hem. n.s.	399	547.9	3.7	538.2	2.2	8.1	79.7	0.5	0.1	0.1	0.1	0.2	0.1
<b>Other Countries n.i.e</b>	910	<b>51.5</b>	<b>12.0</b>	<b>20.5</b>	<b>12.3</b>	<b>9.9</b>	<b>7.1</b>	<b>5.7</b>	<b>0.8</b>	<b>2.1</b>	<b>3.2</b>	<b>1.0</b>	<b>0.6</b>
Cuba	928	51.5	12.0	20.5	12.3	9.9	7.1	5.7	0.8	2.1	3.2	1.0	0.6
<b>Special Categories</b>	899	<b>2.9</b>	<b>0.9</b>	<b>0.5</b>	<b>0.3</b>	<b>1.9</b>	<b>1.4</b>	<b>....</b>	<b>....</b>	<b>....</b>	<b>....</b>	<b>....</b>	<b>....</b>
<b>Countries &amp; Areas n.s.</b>	898	<b>39.3</b>	<b>15.9</b>	<b>13.3</b>	<b>5.3</b>	<b>6.4</b>	<b>15.0</b>	<b>342.1</b>	<b>208.6</b>	<b>70.0</b>	<b>153.1</b>	<b>70.4</b>	<b>46.6</b>
<b>Memorandum Items</b>													
Africa	605	9,090.4	1,593.3	2,075.6	1,861.5	2,561.6	3,611.6	6,676.1	1,666.7	1,470.4	1,294.0	1,262.1	1,249.6
Middle East	405	27,679.3	6,267.1	6,547.5	5,646.1	5,723.2	5,033.0	66,507.2	16,115.3	14,153.2	10,570.7	12,534.5	14,178.5
European Union	998	48,583.7	12,116.2	12,682.0	11,746.9	11,707.4	11,058.5	57,204.0	13,978.8	14,158.6	12,363.2	13,501.8	12,539.6
Export earnings: fuel	080	36,260.9	7,902.6	8,559.4	7,000.4	7,416.4	8,061.5	83,375.7	20,538.5	18,309.9	13,357.1	15,522.2	17,259.8
Export earnings: nonfuel	092	490,495.6	120,332.8	121,457.6	108,609.2	118,609.8	113,800.3	353,123.2	87,421.2	87,965.0	80,387.9	83,763.5	85,184.4

# Kosovo, Republic of (967)

In Millions of U.S. Dollars

		Exports (FOB)						Imports (CIF)					
		2015	2015Q3	2015Q4	2016Q1	2016Q2	2016Q3	2015	2015Q3	2015Q4	2016Q1	2016Q2	2016Q3
IFS World		....	....	....	....	....	....	....	....	....	....	....	....
World	001	201.9	57.4	48.7	40.2	47.1	43.8	2,127.2	546.7	559.8	513.7	611.7	587.1
Advanced Economies	110	106.9	35.0	20.5	17.4	19.6	17.0	670.1	177.0	178.7	160.8	206.7	191.8
Euro Area	163	88.6	29.9	15.5	13.0	13.6	11.7	593.4	159.1	159.0	143.9	181.4	173.8
Austria	122	13.7 e	8.0 e	1.8 e	1.4 e	2.1 e	1.5 e	45.1 e	14.4 e	12.6 e	11.4 e	16.7 e	13.6 e
Belgium	124	19.8 e	9.8 e	3.7 e	0.5 e	0.2 e	0.1 e	12.6 e	1.4 e	3.8 e	2.2 e	2.3 e	2.8 e
Cyprus	423	....	....	....	....	....	....	0.8 e	0.2 e	0.3 e	0.0 e	0.2 e	0.3 e
Estonia	939	0.0 e	....	....	0.0 e	....	0.0 e	0.2 e	0.1 e	....	0.0 e	0.2 e	0.0 e
Finland	172	0.1 e	0.0 e	0.0 e	0.0 e	0.0 e	0.0 e	0.7 e	0.2 e	0.3 e	0.1 e	0.4 e	0.2 e
France	132	2.6 e	0.6 e	0.4 e	1.6 e	0.6 e	0.7 e	8.5 e	2.4 e	2.2 e	3.8 e	3.5 e	3.8 e
Germany	134	11.5 e	3.8 e	3.2 e	2.6 e	3.8 e	4.2 e	182.7 e	48.2 e	49.1 e	45.9 e	56.1 e	57.3 e
Greece	174	1.0 e	0.2 e	0.4 e	0.3 e	0.2 e	0.2 e	33.5 e	8.5 e	9.3 e	6.9 e	10.6 e	13.9 e
Ireland	178	0.0 e	0.0 e	....	0.0 e	....	0.1 e	0.9 e	0.2 e	0.2 e	0.0 e	0.0 e	0.1 e
Italy	136	23.5 e	2.7 e	1.1 e	1.4 e	1.6 e	1.2 e	94.1 e	26.1 e	26.1 e	22.5 e	29.3 e	26.2 e
Latvia	941	0.0 e	....	....	....	0.0 e	....	0.5 e	0.1 e	0.2 e	0.1 e	0.2 e	0.1 e
Lithuania	946	0.5 e	0.0 e	....	....	0.0 e	0.0 e	2.8 e	0.8 e	0.5 e	0.5 e	0.4 e	0.7 e
Luxembourg	137	0.1 e	0.0 e	0.0 e	0.7 e	0.1 e	0.2 e	0.5 e	0.1 e	0.1 e	0.3 e	0.1 e	0.1 e
Malta	181	0.0 e	....	0.0 e	....	....	....	....	....	....	....	....	....
Netherlands	138	9.4 e	2.2 e	3.1 e	3.1 e	3.1 e	2.5 e	27.3 e	5.4 e	6.8 e	7.6 e	7.7 e	5.7 e
Portugal	182	0.0 e	....	....	....	0.0 e	....	0.7 e	0.2 e	0.3 e	0.1 e	0.3 e	0.3 e
Slovak Republic	936	1.2 e	0.2 e	0.4 e	0.1 e	0.9 e	0.0 e	21.3 e	4.7 e	5.6 e	6.5 e	3.3 e	3.0 e
Slovenia	961	2.5 e	1.3 e	0.4 e	0.7 e	0.8 e	0.7 e	146.6 e	42.6 e	38.2 e	32.7 e	43.4 e	41.4 e
Spain	184	2.4 e	0.9 e	0.9 e	0.5 e	0.1 e	0.1 e	14.6 e	3.7 e	3.6 e	3.3 e	6.6 e	4.4 e
Czech Republic	935	0.4 e	0.2 e	0.1 e	0.1 e	0.0 e	0.2 e	14.4 e	3.8 e	4.2 e	2.7 e	3.4 e	3.3 e
Denmark	128	0.2 e	0.1 e	0.1 e	0.1 e	0.0 e	0.0 e	6.7 e	1.5 e	1.8 e	0.8 e	1.9 e	2.2 e
Japan	158	2.5 e	1.3 e	0.6 e	....	0.0 e	....	0.1 e	0.1 e	....	0.1 e	0.1 e	0.1 e
Sweden	144	1.3 e	0.2 e	0.4 e	0.3 e	0.3 e	0.3 e	2.2 e	0.5 e	0.5 e	0.9 e	0.5 e	0.8 e
Switzerland	146	10.5 e	2.6 e	3.0 e	3.6 e	5.1 e	3.5 e	27.0 e	7.3 e	7.8 e	6.9 e	9.9 e	7.3 e
United Kingdom	112	1.2 e	0.1 e	0.2 e	0.0 e	0.1 e	0.5 e	5.3 e	1.2 e	0.7 e	1.9 e	2.1 e	0.8 e
United States	111	2.2 e	0.5 e	0.6 e	0.3 e	0.4 e	0.7 e	20.9 e	3.4 e	4.8 e	3.6 e	7.4 e	3.5 e
Emerg. & Dev. Economies	200	95.1	22.5	28.2	22.8	27.5	26.8	1,457.2	369.7	381.1	352.9	405.0	395.2
Europe	170	95.1	22.5	28.2	22.8	27.5	26.8	1,452.2	369.0	379.4	350.1	402.1	392.3
Emerg. & Dev. Europe	903	95.1	22.5	28.2	22.8	27.5	26.8	1,452.2	369.0	379.4	350.1	402.1	392.3
Albania	914	39.4 e	9.9 e	11.0 e	9.0 e	11.6 e	10.7 e	166.9 e	40.2 e	39.3 e	36.8 e	45.4 e	41.9 e
Bulgaria	918	8.6 e	0.9 e	4.9 e	3.2 e	3.3 e	3.0 e	54.5 e	16.4 e	14.5 e	12.7 e	16.8 e	15.3 e
Croatia	960	3.3 e	1.2 e	0.8 e	0.6 e	0.6 e	0.9 e	79.7 e	18.7 e	18.5 e	14.1 e	21.6 e	20.6 e
Hungary	944	0.4 e	0.1 e	0.1 e	0.0 e	0.1 e	0.1 e	41.0 e	11.7 e	11.1 e	8.1 e	14.1 e	14.2 e
Macedonia, FYR	962	28.0 e	6.9 e	7.7 e	6.9 e	8.1 e	7.6 e	731.8 e	181.3 e	188.8 e	193.3 e	193.6 e	200.4 e
Montenegro	943	2.6 e	0.9 e	0.7 e	0.5 e	0.8 e	1.3 e	23.5 e	7.1 e	7.3 e	3.1 e	5.6 e	6.7 e
Poland	964	4.6 e	1.2 e	0.5 e	0.1 e	0.4 e	1.3 e	67.0 e	17.1 e	17.2 e	13.0 e	16.5 e	20.0 e
Romania	968	0.9 e	0.2 e	0.3 e	0.2 e	0.3 e	0.3 e	32.8 e	10.0 e	7.2 e	7.2 e	8.9 e	9.8 e
Turkey	186	7.4 e	1.2 e	2.2 e	2.3 e	2.3 e	1.7 e	255.1 e	66.4 e	75.5 e	61.7 e	79.5 e	63.3 e
Mid East, N Africa, Pak	440	0.0	0.0	0.0	....	....	....	0.1	0.0	0.1	0.2	0.2	0.1
Morocco	686	0.0 e	0.0 e	0.0 e	....	....	....	0.1 e	0.0 e	0.1 e	0.2 e	0.2 e	0.1 e
Western Hemisphere	205	....	....	....	....	....	....	4.9	0.6	1.7	2.6	2.8	2.8
Paraguay	288	....	....	....	....	....	....	4.9 e	0.6 e	1.7 e	2.6 e	2.8 e	2.8 e
Memorandum Items													
Africa	605	0.0	0.0	0.0	....	....	....	0.1	0.0	0.1	0.2	0.2	0.1
European Union	998	109.3	34.1	22.9	17.6	18.7	18.4	896.9	240.2	234.6	205.4	267.3	260.9
Export earnings: nonfuel	092	201.9	57.4	48.7	40.2	47.1	43.8	2,127.2	546.7	559.8	513.7	611.7	587.1



# Kuwait (443)

In Millions of U.S. Dollars

		Exports (FOB)						Imports (CIF)					
		2015	2015Q3	2015Q4	2016Q1	2016Q2	2016Q3	2015	2015Q3	2015Q4	2016Q1	2016Q2	2016Q3
IFS World		54,116.7	13,787.2	11,651.0	8,993.3	11,804.4	12,381.1	30,959.5	7,724.1	8,190.3	7,608.9	7,827.8	7,667.5
World	001	54,686.9	13,788.8	12,219.2	9,431.3	10,922.0	12,168.7	32,126.4	7,691.3	8,091.9	7,057.4	8,052.5	7,255.3
Advanced Economies	110	29,812.5	7,509.4	6,383.7	4,517.1	5,390.8	6,291.2	14,576.4	3,474.8	3,920.9	3,321.2	3,871.4	3,580.1
Euro Area	163	3,286.8	995.1	768.6	534.7	433.2	793.2	5,307.2	1,180.4	1,370.2	1,248.5	1,379.7	1,279.7
Austria	122	21.7 e	0.1 e	0.1 e	0.2 e	0.2 e	0.2 e	231.3	58.1 r	56.9 r	56.6 r	60.0 r	42.6 r
Belgium	124	53.4 e	14.2 e	15.4 e	13.5 e	12.6 e	8.7 e	191.6	46.9 r	49.0 r	47.9 r	53.2 r	45.6 r
Cyprus	423	2.9 e	0.7 e	0.9 e	0.7 e	1.1 e	1.5 e	24.3	4.3 r	6.2 r	5.1 r	4.4 r	5.3 r
Estonia	939	0.0 e	0.0 e	0.0 e	0.0 e	0.0 e	....	17.7	9.5 r	3.0 r	0.3 r	0.2 r	0.2 r
Finland	172	0.0 e	0.0 e	0.0 e	0.0 e	0.0 e	0.0 e	40.5	5.9 r	12.8 r	6.6 r	7.3 r	12.3 r
France	132	638.0 e	217.5 e	107.5 e	87.7 e	103.3 e	126.4 e	634.7	116.8 r	110.1 r	41.6 r	48.9 r	49.3 r
Germany	134	61.2 e	30.1 e	25.3 e	2.4 e	11.5 e	2.1 e	1,785.2	412.4 r	486.5 r	490.6 r	504.3 r	444.3 r
Greece	174	20.1 e	5.9 e	3.9 e	0.8 e	0.3 e	4.1 e	29.6	4.8 r	8.8 r	6.7 r	8.9 r	8.3 r
Ireland	178	70.5 e	0.1 e	0.7 e	0.2 e	0.0 e	1.1 e	212.7	45.7 r	66.5 r	50.3 r	53.9 r	64.8 r
Italy	136	193.5 e	48.3 e	77.1 e	108.2 e	147.2 e	330.1 e	1,085.9	247.9 r	294.3 r	304.2 r	392.2 r	394.5 r
Latvia	941	0.3 e	0.0 e	0.0 e	0.6 e	0.0 e	0.1 e	6.9	1.3 r	1.1 r	1.0 r	0.7 r	1.1 r
Lithuania	946	0.0 e	0.0 e	0.0 e	0.0 e	0.0 e	0.0 e	9.2	2.1 r	4.2 r	1.6 r	2.6 r	1.2 r
Luxembourg	137	0.2 e	0.1 e	0.1 e	0.0 e	0.0 e	0.0 e	7.5	1.2 r	1.4 r	1.6 r	2.3 r	2.8 r
Malta	181	0.0 e	0.0 e	0.0 e	0.0 e	0.0 e	0.0 e	3.3	0.3 r	0.4 r	3.1 r	0.8 r	0.4 r
Netherlands	138	2,122.7 e	613.9 e	519.2 e	279.7 e	143.2 e	309.4 e	509.9	107.0 r	157.5 r	118.4 r	104.0 r	92.5 r
Portugal	182	14.6 e	6.7 e	3.5 e	2.1 e	2.2 e	2.2 e	64.3	13.3 r	19.6 r	12.3 r	19.9 r	18.1 r
Slovak Republic	936	0.1 e	0.0 e	0.1 e	0.0 e	0.0 e	0.0 e	96.8	27.8 r	21.1 r	14.2 r	19.5 r	19.4 r
Slovenia	961	1.5 e	0.4 e	0.7 e	0.7 e	0.4 e	0.7 e	16.8	3.3 r	3.5 r	3.5 r	2.8 r	3.4 r
Spain	184	85.8 e	57.2 e	14.1 e	37.9 e	11.0 e	6.6 e	339.1	71.9 r	67.0 r	82.7 r	93.9 r	73.9 r
Australia	193	8.9 e	8.0 e	0.3 e	0.5 e	0.6 e	0.2 e	587.3	152.5 r	149.8 r	126.0 r	161.6 r	8.1 r
Canada	156	12.3 e	0.2 e	3.2 e	5.5 e	4.3 e	0.9 e	287.9	48.7 r	69.9 r	58.6 r	83.4 r	61.0 r
China,P.R.: Hong Kong	532	43.4 e	10.1 e	10.1 e	9.3 e	8.0 e	8.6 e	30.0	6.3 r	6.6 r	6.2 r	5.4 r	5.0 r
China,P.R.: Macao	546	....	....	....	....	....	....	0.4	0.1 r	0.1 r	0.1 r	0.1 r	0.1 r
Czech Republic	935	0.3 e	0.1 e	0.0 e	0.1 e	0.1 e	0.0 e	109.8	30.4 r	38.1 r	21.9 r	42.1 r	26.9 r
Denmark	128	27.3 e	0.1 e	27.2 e	0.1 e	0.1 e	0.1 e	92.8	21.8 r	23.3 r	33.7 r	24.0 r	22.0 r
Iceland	176	0.0 e	0.0 e	0.0 e	0.0 e	....	....	0.7	0.2 r	0.4 r	0.3 r	0.2 r	0.0 r
Japan	158	6,050.7 e	1,258.1 e	1,258.0 e	1,017.0 e	871.4 e	1,035.0 e	2,162.3	549.3 r	659.3 r	506.2 r	419.8 r	527.8 r
Korea, Republic of	542	8,465.4 e	2,290.2 e	1,915.0 e	1,219.9 e	1,763.5 e	1,962.3 e	970.4	195.4 r	328.8 r	256.9 r	408.1 r	395.6 r
New Zealand	196	111.6 e	12.4 e	27.2 e	2.4 e	0.0 e	0.0 e	68.1	13.2 r	21.5 r	14.2 r	15.4 r	10.5 r
Norway	142	1.9 e	0.8 e	0.2 e	0.2 e	0.0 e	0.0 e	27.5	4.8 r	6.4 r	6.7 r	20.7 r	41.3 r
San Marino	135	....	....	....	....	....	....	0.4	0.1 r	0.1 r	0.1 r	0.1 r	0.1 r
Singapore	576	2,521.9 e	657.6 e	565.3 e	370.5 e	576.7 e	792.7 e	110.5	30.4 r	29.3 r	24.7 r	25.7 r	25.4 r
Sweden	144	0.6 e	0.1 e	0.1 e	0.0 e	0.1 e	0.1 e	113.3	18.1 r	24.3 r	14.3 r	23.4 r	15.2 r
Switzerland	146	53.6 e	4.1 e	28.3 e	3.8 e	30.5 e	1.9 e	578.4	106.8 r	173.7 r	108.1 r	177.2 r	113.5 r
Taiwan Prov.of China	528	3,735.9 e	1,125.2 e	807.0 e	559.6 e	778.0 e	611.6 e	219.2 e	58.0 e	45.8 e	46.2 e	46.0 e	42.4 e
United Kingdom	112	1,072.2 e	279.8 e	211.4 e	122.7 e	186.8 e	241.1 e	904.1	221.6 r	241.7 r	196.2 r	200.4 r	140.9 r
United States	111	4,419.5 e	867.7 e	761.6 e	670.7 e	737.5 e	843.5 e	3,006.0	836.4 r	731.5 r	652.3 r	837.9 r	864.6 r
Vatican	187	....	....	....	....	....	....	0.0	0.0 r	0.0 r	0.0 r	0.0 r	0.0 r
Emerg. & Dev. Economies	200	24,874.4	6,279.3	5,835.5	4,914.2	5,531.2	5,877.5	17,530.0	4,211.7	4,165.9	3,732.1	4,176.6	3,671.2
Emerg. & Dev. Asia	505	16,497.6	4,426.4	3,610.2	2,869.6	3,168.7	3,623.4	8,602.4	2,030.3	2,000.5	1,930.5	2,088.1	1,793.9
American Samoa	859	....	....	....	....	....	....	0.0	0.0 r	0.0 r	0.0 r	0.0 r	0.0 r
Bangladesh	513	689.6 e	184.5 e	144.5 e	137.0 e	148.0 e	144.7 e	73.2	15.0 r	19.7 r	19.6 r	21.9 r	19.7 r
Bhutan	514	0.0 e	0.0 e	0.0 e	0.0 e	0.0 e	0.0 e	0.0	0.0 r	0.0 r	0.0 r	0.0 r	0.0 r
Brunei Darussalam	516	0.0 e	0.0 e	0.0 e	0.0 e	0.0 e	0.0 e	0.0	0.0 r	0.0 r	0.0 r	0.0 r	0.0 r
Cambodia	522	0.0 e	0.0 e	0.0 e	0.0 e	0.0 e	0.0 e	24.0	5.8 r	6.1 r	4.8 r	5.2 r	4.6 r
China,P.R.: Mainland	924	7,055.4 e	2,071.6 e	1,586.5 e	1,121.8 e	1,394.7 e	1,970.8 e	5,097.2	1,169.2 r	1,177.8 r	1,079.6 r	1,231.3 r	991.9 r
Fiji	819	0.0 e	0.0 e	0.0 e	0.0 e	0.0 e	0.0 e	0.7	0.2 r	0.2 r	0.1 r	0.2 r	0.1 r
F.T. French Polynesia	887	0.0 e	0.0 e	0.0 e	0.0 e	0.0 e	0.0 e	....	....	....	....	....	....
F.T. New Caledonia	839	0.0 e	0.0 e	0.0 e	0.0 e	0.0 e	0.0 e	0.0	0.0 r	0.0 r	0.0 r	0.0 r	0.0 r
Guam	829	....	....	....	....	....	....	0.0	0.0 r	0.0 r	0.0 r	0.0 r	0.0 r
India	534	5,623.9 e	1,066.3 e	1,142.1 e	896.8 e	1,050.6 e	881.2 e	1,394.2	336.5 r	309.1 r	384.1 r	411.9 r	403.8 r
Indonesia	536	696.9 e	292.6 e	164.4 e	116.1 e	87.0 e	83.3 e	239.2	86.1 r	42.1 r	35.2 r	36.5 r	32.8 r
Kiribati	826	....	....	....	....	....	....	0.0	0.0 r	0.0 r	0.0 r	0.0 r	0.0 r
Lao People's Dem.Rep	544	....	....	....	....	....	....	0.1	0.0 r	0.0 r	0.0 r	0.0 r	0.0 r
Malaysia	548	753.6 e	207.7 e	95.0 e	114.6 e	66.2 e	48.3 e	262.4	53.1 r	56.2 r	66.7 r	59.2 r	54.3 r
Maldives	556	0.0 e	0.0 e	0.0 e	0.0 e	0.0 e	0.0 e	0.0	0.0 r	0.0 r	0.0 r	0.0 r	0.0 r

# Kuwait (443)

In Millions of U.S. Dollars

		Exports (FOB)						Imports (CIF)					
		2015	2015Q3	2015Q4	2016Q1	2016Q2	2016Q3	2015	2015Q3	2015Q4	2016Q1	2016Q2	2016Q3
Marshall Islands	867	....	....	....	....	....	....	0.0	0.0 r	0.0 r	0.0 r	0.0 r	0.0 r
Mongolia	948	....	....	....	....	....	....	0.0	0.0 r	0.0 r	0.0 r	0.0 r	0.0 r
Myanmar	518	2.9 e	0.7 e	0.8 e	0.7 e	0.6 e	0.7 e	6.6	1.7 r	1.7 r	1.4 r	1.5 r	1.3 r
Nauru	836	....	....	....	....	....	....	0.0	0.0 r	0.0 r	0.0 r	0.0 r	0.0 r
Nepal	558	0.3 e	0.1 e	0.1 e	0.0 e	0.1 e	0.1 e	0.2	0.0 r	0.1 r	0.0 r	0.1 r	0.0 r
Palau	565	0.0 e	0.0 e	0.0 e	0.0 e	0.0 e	0.0 e	0.0	0.0 r	0.0 r	0.0 r	0.0 r	0.0 r
Papua New Guinea	853	....	....	....	....	....	....	0.0	0.0 r	0.0 r	0.0 r	0.0 r	0.0 r
Philippines	566	774.4 e	324.5 e	274.9 e	296.0 e	317.1 e	325.7 e	129.0	35.3 r	36.0 r	26.1 r	27.9 r	24.1 r
Samoa	862	....	....	....	....	....	....	0.0	0.0 r	0.0 r	0.0 r	0.0 r	0.0 r
Sri Lanka	524	25.9 e	4.0 e	11.9 e	3.2 e	4.2 e	2.9 e	39.5	7.7 r	8.8 r	9.5 r	5.9 r	5.5 r
Thailand	578	751.5 e	242.6 e	158.9 e	155.8 e	68.5 e	131.9 e	518.0	119.5 r	133.6 r	138.1 r	108.8 r	100.9 r
Timor-Leste	537	....	....	....	....	....	....	0.0	0.0 r	0.0 r	0.0 r	0.0 r	0.0 r
Tonga	866	....	....	....	....	....	....	0.0	0.0 r	0.0 r	0.0 r	0.0 r	0.0 r
Tuvalu	869	....	....	....	....	....	....	0.0	0.0 r	0.0 r	0.0 r	0.0 r	0.0 r
Vanuatu	846	0.0 e	0.0 e	0.0 e	0.0 e	0.0 e	0.0 e	0.0	0.0 r	0.0 r	0.0 r	0.0 r	0.0 r
Vietnam	582	123.2 e	31.7 e	31.1 e	27.7 e	31.9 e	33.9 e	547.9	135.3 r	140.4 r	109.2 r	115.8 r	99.5 r
Asia n.s.	598	....	....	....	....	....	....	269.9	65.1 r	68.6 r	55.9 r	62.0 r	55.5 r
<b>Europe</b>	<b>170</b>	<b>146.0</b>	<b>45.6</b>	<b>33.1</b>	<b>17.6</b>	<b>41.3</b>	<b>30.2</b>	<b>1,343.1</b>	<b>331.4</b>	<b>334.4</b>	<b>294.8</b>	<b>321.6</b>	<b>271.4</b>
<b>Emerg. &amp; Dev. Europe</b>	<b>903</b>	<b>139.2</b>	<b>43.8</b>	<b>31.5</b>	<b>16.3</b>	<b>39.7</b>	<b>28.2</b>	<b>1,130.7</b>	<b>224.1</b>	<b>274.1</b>	<b>238.4</b>	<b>256.7</b>	<b>198.0</b>
Albania	914	0.0 e	0.0 e	0.0 e	0.0 e	0.0 e	0.0 e	1.6	0.4 r	0.4 r	0.3 r	0.3 r	0.3 r
Bosnia and Herzegovina	963	0.2 e	0.0 e	0.0 e	0.0 e	0.1 e	0.0 e	3.9	0.9 r	1.0 r	0.9 r	1.1 r	1.0 r
Bulgaria	918	0.2 e	0.0 e	0.0 e	0.0 e	0.0 e	0.1 e	25.7	7.7 r	4.8 r	9.5 r	6.4 r	4.3 r
Croatia	960	0.0 e	0.0 e	0.0 e	0.0 e	0.0 e	0.0 e	5.3	1.0 r	1.8 r	1.2 r	0.9 r	7.0 r
Faroe Islands	816	0.0 e	0.0 e	0.0 e	0.0 e	0.0 e	0.0 e	0.0	0.0 r	0.0 r	0.0 r	0.0 r	0.0 r
Gibraltar	823	....	....	....	....	....	....	0.0	0.0 r	0.0 r	0.0 r	0.0 r	0.0 r
Hungary	944	4.4 e	0.1 e	0.0 e	0.0 e	6.1 e	0.0 e	97.0	28.8 r	30.2 r	17.3 r	10.4 r	11.1 r
Macedonia, FYR	962	0.0 e	0.0 e	0.0 e	0.0 e	0.0 e	0.0 e	1.2	0.3 r	0.3 r	0.3 r	0.3 r	0.3 r
Montenegro	943	0.0 e	0.0 e	0.0 e	0.0 e	0.0 e	0.0 e	....	....	....	....	0.0 e	....
Poland	964	0.3 e	0.1 e	0.2 e	0.4 e	0.2 e	0.3 e	149.9	35.6 r	42.6 r	31.0 r	35.2 r	37.9 r
Romania	968	0.1 e	0.0 e	0.0 e	0.1 e	0.0 e	2.5 e	235.6	28.3 r	36.6 r	39.0 r	36.4 r	22.6 r
Serbia, Republic of	942	0.5 e	0.2 e	0.2 e	1.2 e	0.1 e	0.2 e	8.7	4.0 r	0.6 r	1.0 r	0.4 r	0.6 r
Turkey	186	133.4 e	43.4 e	30.8 e	14.6 e	33.2 e	25.1 e	601.7	117.1 r	155.8 r	138.0 r	165.2 r	113.0 r
<b>CIS</b>	<b>901</b>	<b>6.8</b>	<b>1.8</b>	<b>1.6</b>	<b>1.3</b>	<b>1.6</b>	<b>2.0</b>	<b>212.3</b>	<b>107.2</b>	<b>60.3</b>	<b>56.3</b>	<b>64.9</b>	<b>73.4</b>
Armenia	911	0.0 e	0.0 e	0.0 e	....	....	0.0 e	0.3	0.1 r	0.1 r	0.0 r	0.3 r	0.2 r
Azerbaijan, Rep. of	912	3.7 e	1.1 e	0.7 e	0.5 e	0.6 e	0.7 e	0.0	0.0 r	0.0 r	0.0 r	0.0 r	0.0 r
Belarus	913	0.3 e	....	0.3 e	0.3 e	0.3 e	0.6 e	2.9	0.7 r	0.7 r	0.7 r	1.6 r	0.6 r
Georgia	915	0.2 e	0.0 e	....	0.0 e	0.0 e	0.0 e	1.4	0.2 r	1.1 r	3.3 r	3.3 r	3.3 r
Kazakhstan	916	0.0 e	0.0 e	0.0 e	0.0 e	0.0 e	0.0 e	0.0	0.0 r	0.0 r	0.0 r	0.0 r	0.0 r
Kyrgyz Republic	917	2.5 e	0.7 e	0.6 e	0.5 e	0.7 e	0.6 e	0.1	0.0 r	0.0 r	0.0 r	0.0 r	0.0 r
Moldova	921	0.0 e	0.0 e	0.0 e	0.0 e	0.0 e	0.0 e	1.2	0.3 r	0.3 r	0.3 r	0.3 r	0.3 r
Russian Federation	922	0.1 e	0.0 e	0.0 e	....	0.0 e	0.0 e	192.8	100.5 r	54.9 r	49.1 r	55.9 r	58.0 r
Tajikistan	923	0.1 e	0.0 e	0.0 e	0.0 e	0.0 e	0.0 e	0.0	0.0 r	0.0 r	0.0 r	0.0 r	0.0 r
Turkmenistan	925	....	....	....	....	....	....	0.3	0.1 r	0.1 r	....	....	....
Ukraine	926	0.0 e	....	0.0 e	0.0 e	0.0 e	0.0 e	13.3	5.4 r	2.9 r	2.8 r	3.4 r	11.0 r
Uzbekistan	927	....	....	....	....	....	....	0.0	0.0 r	0.0 r	0.0 r	0.0 r	0.0 r
Europe n.s.	884	....	....	....	....	....	....	0.1	0.0 r	0.0 r	0.0 r	0.0 r	0.0 r
<b>Mid East, N Africa, Pak</b>	<b>440</b>	<b>5,855.6</b>	<b>1,354.2</b>	<b>1,562.7</b>	<b>1,496.1</b>	<b>1,689.5</b>	<b>1,612.4</b>	<b>6,665.9</b>	<b>1,608.5</b>	<b>1,676.2</b>	<b>1,365.7</b>	<b>1,517.6</b>	<b>1,365.8</b>
Afghanistan, I.R. of	512	....	....	....	....	....	....	0.1	0.0 r	0.0 r	0.0 r	0.0 r	0.0 r
Algeria	612	16.8 e	4.0 e	4.1 e	3.9 e	4.1 e	4.0 e	1.6	0.4 r	0.4 r	0.3 r	0.4 r	0.3 r
Bahrain, Kingdom of	419	149.3 e	37.6 e	38.1 e	32.1 e	30.9 e	27.9 e	416.4	104.7 r	109.8 r	85.4 r	90.4 r	77.5 r
Djibouti	611	6.8 e	1.9 e	2.0 e	1.6 e	2.0 e	1.9 e	0.8	0.1 r	0.1 r	0.1 r	0.2 r	0.2 r
Egypt	469	1,639.4 e	449.6 e	305.2 e	253.5 e	277.8 e	248.9 e	450.6	98.0 r	127.4 r	109.4 r	117.8 r	102.7 r
Iran, I.R. of	429	72.9 e	17.8 e	17.8 e	15.3 e	20.6 e	19.8 e	242.1	57.7 r	59.8 r	48.2 r	52.9 r	46.9 r
Iraq	433	....	....	....	....	....	....	0.1	0.0 r	0.0 r	0.0 r	0.0 r	0.0 r
Jordan	439	100.0 e	10.5 e	12.5 e	11.2 e	12.4 e	9.8 e	128.7	47.5 r	38.6 r	25.9 r	39.9 r	50.6 r
Lebanon	446	310.0 e	7.9 e	292.6 e	371.1 e	384.8 e	362.6 e	216.8	61.8 r	54.6 r	54.0 r	58.2 r	50.8 r
Libya	672	0.4 e	0.1 e	0.1 e	0.1 e	0.1 e	0.1 e	0.1	0.0 r	0.0 r	0.0 r	0.0 r	0.0 r
Mauritania	682	0.1 e	0.0 e	0.0 e	0.0 e	0.0 e	0.0 e	0.0	0.0 r	0.0 r	0.0 r	0.0 r	0.0 r
Morocco	686	35.7 e	2.0 e	10.3 e	1.5 e	1.7 e	1.5 e	43.9	16.5 r	11.3 r	3.8 r	4.3 r	3.9 r
Oman	449	504.5 e	140.4 e	140.4 e	96.5 e	93.9 e	91.6 e	243.0	48.8 r	50.4 r	47.1 r	58.9 r	57.8 r

# Kuwait (443)

In Millions of U.S. Dollars

		Exports (FOB)						Imports (CIF)					
		2015	2015Q3	2015Q4	2016Q1	2016Q2	2016Q3	2015	2015Q3	2015Q4	2016Q1	2016Q2	2016Q3
Pakistan	564	1,615.8 e	367.6 e	413.2 e	405.0 e	524.9 e	533.5 e	188.9	45.5 r	48.3 r	39.8 r	44.5 r	40.1 r
Qatar	453	186.8 e	42.6 e	47.3 e	47.8 e	45.9 e	45.6 e	104.2	24.7 r	26.1 r	21.6 r	24.3 r	22.0 r
Saudi Arabia	456	444.6 e	105.5 e	110.2 e	95.2 e	93.7 e	73.3 e	1,581.8	377.5 r	393.7 r	318.5 r	351.4 r	312.7 r
Somalia	726	....	....	....	....	....	....	0.4	0.1 r	0.1 r	0.1 r	0.1 r	0.1 r
Sudan	732	16.8 e	3.2 e	5.6 e	0.8 e	0.9 e	0.8 e	14.0	1.4 r	0.6 r	0.8 r	0.8 r	0.7 r
Syrian Arab Republic	463	18.5 e	4.6 e	5.0 e	4.1 e	4.0 e	3.9 e	14.6	3.2 r	3.4 r	3.0 r	3.6 r	3.4 r
Tunisia	744	19.5 e	4.5 e	4.9 e	4.5 e	5.0 e	4.3 e	27.6	7.1 r	7.7 r	6.2 r	6.8 r	6.1 r
United Arab Emirates	466	708.2 e	152.1 e	151.3 e	149.5 e	183.5 e	180.9 e	2,976.2	710.1 r	740.3 r	598.7 r	660.1 r	587.3 r
West Bank and Gaza	487	1.1 e	0.3 e	0.3 e	0.3 e	0.4 e	0.3 e	8.3	2.0 r	2.1 r	1.6 r	1.7 r	1.5 r
Yemen, Republic of	474	8.3 e	1.7 e	1.8 e	2.2 e	2.8 e	1.8 e	5.6	1.4 r	1.4 r	1.2 r	1.3 r	1.2 r
<b>Sub-Saharan Africa</b>	<b>603</b>	<b>1,922.9</b>	<b>399.3</b>	<b>488.0</b>	<b>449.5</b>	<b>547.3</b>	<b>543.5</b>	<b>232.9</b>	<b>66.2</b>	<b>29.1</b>	<b>26.3</b>	<b>40.2</b>	<b>46.4</b>
Angola	614	1.7 e	0.4 e	0.4 e	0.2 e	0.3 e	0.3 e	0.2	0.0 r	0.0 r	0.0 r	0.0 r	0.0 r
Benin	638	0.3 e	0.1 e	0.1 e	0.0 e	0.1 e	0.0 e	0.0	0.0 r	0.0 r	0.0 r	0.0 r	0.0 r
Botswana	616	0.0 e	0.0 e	0.0 e	0.0 e	0.0 e	0.0 e	0.1	0.0 r	0.0 r	0.0 r	0.0 r	0.0 r
Burkina Faso	748	0.3 e	0.1 e	0.1 e	0.1 e	0.1 e	0.1 e	0.0	0.0 r	0.0 r	0.0 r	0.0 r	0.0 r
Burundi	618	....	....	....	....	....	....	0.0	0.0 r	0.0 r	0.0 r	0.0 r	0.0 r
Cabo Verde	624	....	....	....	....	....	....	0.0	0.0 r	0.0 r	0.0 r	0.0 r	0.0 r
Cameroon	622	0.3 e	0.1 e	0.1 e	0.1 e	0.1 e	0.1 e	0.5	0.1 r	0.1 r	0.1 r	0.1 r	0.1 r
Chad	628	....	....	....	....	....	....	0.0	0.0 r	0.0 r	0.0 r	0.0 r	0.0 r
Comoros	632	0.0 e	0.0 e	0.0 e	0.0 e	0.0 e	0.0 e	0.3	0.1 r	0.1 r	0.1 r	0.1 r	0.1 r
Congo, Republic of	634	0.0 e	0.0 e	0.0 e	0.0 e	0.0 e	0.0 e	0.7	0.2 r	0.2 r	0.1 r	0.2 r	0.1 r
Côte d'Ivoire	662	2.9 e	0.7 e	0.7 e	0.7 e	0.7 e	0.7 e	0.2	0.1 r	0.1 r	0.1 r	0.1 r	0.1 r
Equatorial Guinea	642	....	....	....	....	....	....	0.0	0.0 r	0.0 r	0.0 r	0.0 r	0.0 r
Eritrea	643	0.1 e	0.0 e	0.0 e	0.0 e	0.0 e	0.0 e	0.0	0.0 r	0.0 r	0.0 r	0.0 r	0.0 r
Ethiopia	644	1,390.5 e	327.7 e	367.9 e	296.0 e	343.6 e	342.0 e	2.8	0.6 r	0.6 r	0.5 r	0.6 r	0.6 r
Gabon	646	0.9 e	0.2 e	0.3 e	0.2 e	0.2 e	0.2 e	5.7	1.5 r	1.7 r	1.3 r	1.3 r	1.1 r
Gambia, The	648	0.0 e	0.0 e	0.0 e	0.0 e	0.0 e	0.0 e	....	....	....	....	....	....
Ghana	652	2.9 e	0.8 e	0.8 e	0.6 e	0.8 e	0.7 e	0.6	0.1 r	0.1 r	0.1 r	0.1 r	0.1 r
Guinea	656	0.0 e	0.0 e	0.0 e	0.0 e	0.0 e	0.0 e	0.0	0.0 r	0.0 r	0.0 r	0.0 r	0.0 r
Guinea-Bissau	654	....	....	....	....	....	....	0.0	0.0 r	0.0 r	0.0 r	0.0 r	0.0 r
Kenya	664	21.8 e	5.4 e	5.5 e	4.1 e	5.4 e	5.0 e	3.7	0.6 r	0.6 r	0.7 r	0.9 r	1.0 r
Lesotho	666	0.0 e	0.0 e	0.0 e	0.0 e	0.0 e	0.0 e	0.1	0.0 r	0.0 r	0.0 r	0.0 r	0.0 r
Liberia	668	....	....	....	....	....	....	0.0	0.0 r	0.0 r	0.0 r	0.0 r	0.0 r
Madagascar	674	3.5 e	0.8 e	0.9 e	0.8 e	1.0 e	1.0 e	4.4	1.1 r	1.1 r	0.9 r	0.9 r	0.8 r
Malawi	676	29.0 e	7.7 e	6.2 e	4.8 e	6.2 e	7.1 e	0.3	0.1 r	0.1 r	0.1 r	0.1 r	0.1 r
Mali	678	0.0 e	0.0 e	0.0 e	0.0 e	0.0 e	0.0 e	0.1	0.0 r	0.0 r	0.0 r	0.0 r	0.0 r
Mauritius	684	0.3 e	0.1 e	0.1 e	0.1 e	0.1 e	0.1 e	2.8	0.5 r	1.0 r	....	....	....
Mozambique	688	0.9 e	0.2 e	0.2 e	0.1 e	0.2 e	0.2 e	5.4	1.2 r	1.2 r	1.0 r	1.1 r	1.0 r
Namibia	728	0.2 e	0.1 e	0.1 e	0.0 e	0.0 e	0.0 e	0.3	0.1 r	0.1 r	0.1 r	0.1 r	0.1 r
Niger	692	1.2 e	0.3 e	0.3 e	0.2 e	0.2 e	0.2 e	0.0	0.0 r	0.0 r	0.0 r	0.0 r	0.0 r
Nigeria	694	7.2 e	1.8 e	1.6 e	1.0 e	1.3 e	1.1 e	0.7	0.1 r	0.0 r	0.1 r	0.2 r	0.2 r
Rwanda	714	0.0 e	0.0 e	0.0 e	0.0 e	0.0 e	0.0 e	0.0	0.0 r	0.0 r	0.0 r	0.0 r	0.0 r
Senegal	722	5.7 e	0.1 e	0.1 e	0.1 e	0.2 e	0.2 e	0.0	0.0 r	0.0 r	....	....	....
Seychelles	718	0.0 e	0.0 e	0.0 e	0.0 e	0.0 e	0.0 e	0.1	0.0 r	0.0 r	0.0 r	0.0 r	0.0 r
Sierra Leone	724	0.0 e	0.0 e	0.0 e	0.0 e	0.0 e	0.0 e	0.2	0.0 r	0.1 r	0.0 r	0.0 r	0.0 r
South Africa	199	285.0 e	25.2 e	75.1 e	0.3 e	19.6 e	10.2 e	158.1	57.5 r	21.4 r	20.6 r	33.7 r	40.5 r
Swaziland	734	....	....	....	....	....	....	0.2	0.1 r	0.1 r	0.0 r	0.0 r	0.0 r
Tanzania	738	1.3 e	0.3 e	0.3 e	0.2 e	0.3 e	0.3 e	0.6	0.1 r	0.1 r	0.1 r	0.1 r	0.1 r
Togo	742	1.9 e	0.5 e	0.5 e	0.5 e	0.5 e	0.5 e	....	....	....	....	....	....
Uganda	746	0.8 e	0.2 e	0.0 e	0.0 e	0.0 e	0.2 e	0.2	0.0 r	0.0 r	0.0 r	0.0 r	0.0 r
Zambia	754	59.7 e	....	....	118.3 e	143.2 e	148.3 e	43.2	1.8 r	....	....	....	....
Zimbabwe	698	104.5 e	26.6 e	26.6 e	20.8 e	23.2 e	25.0 e	1.3	0.3 r	0.4 r	0.3 r	0.3 r	0.2 r
Africa n.s.	799	....	....	....	....	....	....	0.0	0.0 r	0.0 r	0.0 r	0.0 r	0.0 r
<b>Western Hemisphere</b>	<b>205</b>	<b>452.3</b>	<b>53.8</b>	<b>141.6</b>	<b>81.4</b>	<b>84.5</b>	<b>68.0</b>	<b>685.7</b>	<b>175.2</b>	<b>125.7</b>	<b>114.9</b>	<b>209.0</b>	<b>193.7</b>
Anguilla	312	....	....	....	....	....	....	0.1	0.0 r	0.0 r	0.0 r	0.0 r	0.0 r
Antigua and Barbuda	311	....	....	....	....	....	....	0.0	0.0 r	0.0 r	0.0 r	0.0 r	0.0 r
Argentina	213	1.7 e	0.4 e	0.4 e	0.4 e	0.4 e	0.4 e	50.5	12.0 r	13.1 r	11.3 r	13.3 r	12.4 r
Aruba	314	....	....	....	....	....	....	0.7	0.2 r	0.2 r	0.2 r	0.2 r	0.2 r
Bahamas, The	313	....	....	....	....	....	....	0.0	0.0 r	0.0 r	0.0 r	0.0 r	0.0 r
Barbados	316	0.0 e	0.0 e	0.0 e	0.0 e	0.0 e	0.0 e	0.0	0.0 r	0.0 r	0.0 r	0.0 r	0.0 r

# Kuwait (443)

In Millions of U.S. Dollars

		Exports (FOB)						Imports (CIF)					
		2015	2015Q3	2015Q4	2016Q1	2016Q2	2016Q3	2015	2015Q3	2015Q4	2016Q1	2016Q2	2016Q3
Belize	339	....	....	....	....	....	....	0.0	0.0 r	0.0 r	0.0 r	0.0 r	0.0 r
Bermuda	319	0.0 e	0.0 e	0.0 e	0.0 e	0.0 e	0.0 e	0.0	0.0 r	0.0 r	0.0 r	0.0 r	0.0 r
Bolivia	218	0.2 e	....	0.0 e	0.0 e	....	....	0.2	0.0 r	0.1 r	0.0 r	0.1 r	0.1 r
Brazil	223	430.7 e	49.7 e	137.8 e	78.0 e	81.0 e	63.8 e	325.0	90.8 r	84.1 r	71.6 r	76.0 r	70.4 r
Chile	228	0.0 e	0.0 e	0.0 e	0.0 e	0.0 e	0.0 e	11.4	3.4 r	1.2 r	2.0 r	2.6 r	3.3 r
Colombia	233	0.0 e	0.0 e	....	....	....	....	6.7	1.3 r	1.4 r	1.8 r	2.0 r	1.8 r
Costa Rica	238	0.0 e	0.0 e	0.0 e	0.0 e	0.0 e	0.0 e	4.5	1.1 r	1.1 r	0.9 r	1.0 r	0.9 r
Curacao	354	....	....	....	....	....	....	0.0	0.0 r	0.0 r	0.0 r	0.0 r	0.0 r
Dominica	321	....	....	....	....	....	....	0.2	0.1 r	0.1 r	0.1 r	0.1 r	0.1 r
Dominican Republic	243	2.3 e	0.6 e	0.6 e	0.5 e	0.6 e	0.6 e	6.1	1.4 r	1.4 r	1.2 r	1.3 r	1.2 r
Ecuador	248	0.0 e	....	0.0 e	0.0 e	0.0 e	0.0 e	8.9	2.1 r	3.4 r	3.5 r	3.9 r	3.5 r
El Salvador	253	0.0 e	....	....	....	....	....	0.4	....	0.4 r	0.0 r	0.0 r	0.0 r
Greenland	326	0.0 e	0.0 e	0.0 e	0.0 e	0.0 e	0.0 e	....	....	....	....	....	....
Grenada	328	....	....	....	....	....	....	0.0	0.0 r	0.0 r	0.0 r	0.0 r	0.0 r
Guatemala	258	....	....	....	....	....	....	11.4	2.8 r	2.9 r	2.3 r	2.5 r	2.2 r
Guyana	336	....	....	....	....	....	....	0.0	0.0 r	0.0 r	0.0 r	0.0 r	0.0 r
Haiti	263	0.0 e	0.0 e	0.0 e	0.0 e	0.0 e	0.0 e	0.5	0.1 r	0.1 r	0.1 r	0.1 r	0.1 r
Honduras	268	....	....	....	....	....	....	1.1	....	....	....	....	....
Jamaica	343	....	....	....	....	....	....	0.0	0.0 r	0.0 r	0.0 r	0.0 r	0.0 r
Mexico	273	0.1 e	0.0 e	0.0 e	0.0 e	0.0 e	0.0 e	219.8	51.4 r	7.3 r	12.8 r	98.4 r	91.0 r
Montserrat	351	....	....	....	....	....	....	0.0	0.0 r	0.0 r	0.0 r	0.0 r	0.0 r
Netherlands Antilles	353	0.0 e	0.0 e	0.0 e	0.0 e	0.0 e	0.0 e	....	....	....	....	....	....
Nicaragua	278	....	....	....	....	....	....	0.2	0.1 r	0.1 r	0.0 r	0.1 r	0.0 r
Panama	283	0.3 e	....	....	....	....	....	0.0	0.0 r	0.0 r	0.0 r	0.0 r	0.0 r
Paraguay	288	11.7 e	3.0 e	2.8 e	2.4 e	2.5 e	3.0 e	27.5	6.9 r	7.2 r	5.6 r	5.9 r	5.1 r
Peru	293	....	....	....	....	....	....	4.7	1.1 r	1.2 r	0.9 r	1.1 r	0.9 r
St. Kitts and Nevis	361	....	....	....	....	....	....	0.0	0.0 r	0.0 r	0.0 r	0.0 r	0.0 r
St. Lucia	362	....	....	....	....	....	....	0.0	0.0 r	0.0 r	0.0 r	0.0 r	0.0 r
Suriname	366	0.0 e	0.0 e	0.0 e	0.0 e	0.0 e	0.0 e	0.0	0.0 r	0.0 r	0.0 r	0.0 r	0.0 r
Trinidad and Tobago	369	....	....	....	....	....	....	0.0	0.0 r	0.0 r	0.0 r	0.0 r	0.0 r
Uruguay	298	5.0 e	....	....	....	....	....	5.2	0.5 r	0.4 r	0.4 r	0.5 r	0.5 r
Venezuela, Rep. Bol.	299	0.1 e	0.0 e	0.0 e	0.0 e	0.0 e	0.0 e	0.3	0.1 r	0.1 r	0.1 r	0.1 r	0.0 r
Western Hem. n.s.	399	....	....	....	....	....	....	0.0	0.0 r	0.0 r	0.0 r	0.0 r	0.0 r
<b>Other Countries n.i.e</b>	910	....	....	....	....	....	....	<b>0.9</b>	<b>0.2</b>	<b>0.2</b>	<b>0.2</b>	<b>0.2</b>	<b>0.2</b>
Cuba	928	....	....	....	....	....	....	0.8	0.2 r	0.2 r	0.2 r	0.2 r	0.1 r
Korea, Dem. People's Rep.	954	....	....	....	....	....	....	0.1	0.0 r	0.0 r	0.0 r	0.0 r	0.0 r
<b>Special Categories</b>	899	....	....	....	....	....	....	<b>10.0</b>	<b>2.3 r</b>	<b>2.5 r</b>	<b>2.0 r</b>	<b>2.3 r</b>	<b>2.0 r</b>
<b>Countries &amp; Areas n.s.</b>	898	....	....	....	....	....	....	<b>9.1</b>	<b>2.3 r</b>	<b>2.4 r</b>	<b>1.9 r</b>	<b>2.1 r</b>	<b>1.8 r</b>
<b>Memorandum Items</b>													
Africa	605	2,018.6	414.9	514.8	461.7	561.0	555.9	321.3	91.8	49.3	37.6	52.8	57.7
Middle East	405	4,144.1	970.9	1,122.7	1,078.9	1,150.8	1,066.5	6,388.6	1,537.4	1,607.6	1,314.6	1,460.6	1,314.4
European Union	998	4,392.3	1,275.4	1,007.7	658.2	626.6	1,037.4	7,040.8	1,573.8	1,813.6	1,612.6	1,759.1	1,567.5
Export earnings: fuel	080	2,105.9	505.5	514.2	444.5	477.8	447.3	5,787.8	1,431.1	1,444.0	1,177.1	1,303.3	1,170.6
Export earnings: nonfuel	092	52,581.0	13,283.3	11,705.0	8,986.8	10,444.2	11,721.4	26,338.6	6,260.2	6,647.9	5,880.2	6,749.2	6,084.7

# Kyrgyz Republic (917)

In Millions of U.S. Dollars

		Exports (FOB)						Imports (CIF)					
		2015	2015Q3	2015Q4	2016Q1	2016Q2	2016Q3	2015	2015Q3	2015Q4	2016Q1	2016Q2	2016Q3
IFS World		1,441.4	316.2	412.6	311.0	246.7	424.9	4,069.6	1,084.8	988.8	791.3	1,090.4	1,043.1
World	001	1,440.7	300.1	301.9	249.2	241.4	325.0	4,097.9	1,008.4	1,025.2	814.3	988.2	1,065.7
Advanced Economies	110	606.4	120.6	67.4	44.6	54.7	49.6	554.8	132.2	100.1	83.9	109.7	106.8
Euro Area	163	37.8	5.6	6.3	9.2	11.4	9.1	236.4	51.1	50.7	44.2	67.2	53.9
Austria	122	0.1	0.0 r	0.0 r	0.0 r	0.0 r	0.0 r	9.3	1.3 r	2.8 r	1.4 r	2.5 r	2.3 r
Belgium	124	22.2	2.3 r	2.5 r	5.3 r	5.3 r	5.5 r	10.3	2.0 r	1.9 r	2.2 r	1.8 r	2.5 r
Cyprus	423	0.0	0.0 r	0.0 r	0.0 r	0.0 r	0.0 r	0.1	....	0.1 r	0.0 r	0.0 r	....
Estonia	939	0.0	0.0 r	0.0 r	0.0 r	0.0 r	0.0 r	0.9	0.5 r	0.1 r	0.1 r	0.1 r	0.1 r
Finland	172	0.0	0.0 r	....	....	0.0 r	....	4.2	1.5 r	0.9 r	0.5 r	0.4 r	0.3 r
France	132	0.3	0.0 r	0.0 r	0.1 r	0.1 r	0.0 r	23.0	5.5 r	4.3 r	5.5 r	4.9 r	6.7 r
Germany	134	7.0	1.8 r	1.9 r	1.7 r	3.4 r	1.6 r	92.9	20.6 r	16.6 r	16.7 r	33.4 r	20.2 r
Greece	174	....	....	....	....	....	....	2.6	....	1.4 r	2.5 r	2.5 r	2.5 r
Ireland	178	0.3	0.2 r	0.0 r	....	0.0 r	0.0 r	3.4	0.3 r	1.0 r	0.2 r	0.0 r	0.1 r
Italy	136	0.2	0.0 r	0.1 r	0.0 r	0.0 r	0.0 r	22.7	6.5 r	6.7 r	4.6 r	5.5 r	7.1 r
Latvia	941	2.0	0.3 r	0.7 r	0.6 r	1.3 r	0.7 r	9.8	1.8 r	3.3 r	1.4 r	3.4 r	0.9 r
Lithuania	946	3.8	0.8 r	0.7 r	0.9 r	0.6 r	0.5 r	14.3	3.2 r	2.3 r	1.5 r	2.6 r	2.8 r
Luxembourg	137	0.0	0.0 r	....	....	....	....	0.1	0.0 r	0.0 r	0.1 r	0.1 r	0.0 r
Malta	181	....	....	....	....	....	....	0.5	0.3 r	....	....	0.1 r	....
Netherlands	138	0.8	0.2 r	0.3 r	0.4 r	0.5 r	0.5 r	20.8	3.6 r	4.0 r	3.2 r	4.1 r	2.7 r
Portugal	182	....	....	....	....	....	0.0 r	1.3	0.3 r	0.2 r	0.0 r	0.0 r	0.1 r
Slovak Republic	936	0.0	....	0.0 r	0.1 r	0.1 r	0.1 r	1.0	0.1 r	0.2 r	0.1 r	0.3 r	0.3 r
Slovenia	961	0.1	0.0 r	0.0 r	0.0 r	0.0 r	....	9.2	1.0 r	2.1 r	2.4 r	2.6 r	1.9 r
Spain	184	0.9	0.0 r	0.0 r	0.0 r	0.0 r	0.0 r	9.8	2.6 r	2.7 r	1.8 r	2.9 r	3.5 r
Australia	193	0.0	0.0 r	0.0 r	0.0 r	0.0 r	0.0 r	2.8	0.8 r	0.5 r	0.2 r	0.7 r	0.0 r
Canada	156	0.2	0.0 r	0.0 r	0.0 r	0.0 r	0.1 r	11.2	3.0 r	2.0 r	3.3 r	2.8 r	2.2 r
China,P.R.: Hong Kong	532	0.3	0.0 r	0.1 r	0.3 r	0.2 r	0.4 r	0.4	0.1 r	0.2 r	0.1 r	0.1 r	0.1 r
Czech Republic	935	0.2	0.0 r	0.0 r	0.0 r	0.0 r	0.0 r	7.1	1.4 r	1.2 r	1.2 r	1.3 r	1.0 r
Denmark	128	0.0	0.0 r	0.0 r	0.0 r	0.0 r	0.0 r	2.6	1.6 r	0.1 r	0.1 r	0.1 r	0.1 r
Iceland	176	....	....	....	0.0 r	....	0.0 r	0.0	0.0 r	0.0 r	0.0 r	0.0 r	0.0 r
Israel	436	0.0	....	....	....	....	....	1.9	0.6 r	0.2 r	0.6 r	....	1.5 r
Japan	158	1.7	0.1 r	0.1 r	0.0 r	0.0 r	0.1 r	61.4	22.2 r	5.7 r	6.4 r	6.4 r	7.7 r
Korea, Republic of	542	0.8	0.0 r	0.2 r	0.1 r	0.1 r	0.2 r	54.0	16.3 r	9.4 r	7.8 r	10.0 r	11.6 r
New Zealand	196	....	....	....	....	....	....	0.1	....	....	0.0 r	0.0 r	0.0 r
Norway	142	0.0	0.0 r	0.0 r	0.0 r	0.0 r	....	1.6	0.5 r	0.8 r	0.3 r	0.4 r	0.0 r
San Marino	135	....	....	....	....	....	....	0.1	0.0 r	0.0 r	0.0 r	0.0 r	0.0 r
Singapore	576	0.0	0.0 r	0.0 r	0.0 r	0.0 r	0.0 r	6.8	0.4 r	1.1 r	0.9 r	0.9 r	1.2 r
Sweden	144	0.0	0.0 r	0.0 r	0.0 r	0.0 r	0.0 r	13.1	4.9 r	1.8 r	3.7 r	3.2 r	2.2 r
Switzerland	146	562.1	113.7 r	59.0 r	34.7 r	0.4 r	39.7 r	18.4	7.3 r	1.8 r	0.6 r	1.9 r	6.7 r
Taiwan Prov.of China	528	0.2	0.0 r	0.0 r	0.0 r	0.1 r	0.0 r	1.8	0.8 r	0.2 r	0.4 r	0.2 r	1.3 r
United Kingdom	112	1.8	0.0 r	1.6 r	0.1 r	42.5 r	0.0 r	13.0	3.0 r	6.3 r	2.1 r	1.6 r	3.1 r
United States	111	1.1	1.0 r	0.0 r	0.2 r	0.0 r	0.0 r	122.1	18.1 r	18.1 r	11.9 r	13.0 r	14.3 r
Emerg. & Dev. Economies	200	833.7	179.3	234.4	204.4	186.6	275.3	3,543.1	876.2	925.1	730.4	878.5	958.9
Emerg. & Dev. Asia	505	41.9	10.0	6.8	7.8	9.6	10.5	1,107.7	328.8	309.4	280.2	342.7	417.4
Bangladesh	513	....	....	....	....	....	....	1.7	0.4 r	0.4 r	0.4 r	0.4 r	0.4 r
Cambodia	522	0.0	0.0 r	0.0 r	0.0 r	0.0 r	0.0 r	0.2	0.0 r	0.0 r	0.0 r	0.0 r	0.0 r
China,P.R.: Mainland	924	35.9	8.8 r	5.1 r	6.4 r	8.6 r	9.1 r	1,029.1	308.5 r	293.3 r	266.3 r	323.9 r	399.7 r
F.T. French Polynesia	887	....	....	....	....	....	....	27.8	7.4 r	6.8 r	5.4 r	7.5 r	7.1 r
F.T. New Caledonia	839	0.0 e	0.0 e	0.0 e	0.0 e	0.0 e	0.0 e	....	....	....	....	....	....
India	534	1.2	0.2 r	0.5 r	0.5 r	0.2 r	0.1 r	22.9	4.1 r	3.8 r	4.3 r	5.8 r	5.4 r
Indonesia	536	0.0	0.0 r	0.0 r	0.0 r	0.0 r	0.0 r	1.8	0.8 r	0.2 r	0.4 r	0.6 r	0.6 r
Malaysia	548	0.0	0.0 r	0.0 r	0.0 r	0.0 r	....	6.8	2.1 r	1.3 r	0.6 r	1.0 r	0.7 r
Mongolia	948	2.8	0.6 r	0.8 r	0.6 r	0.5 r	0.8 r	2.1	0.6 r	0.5 r	0.5 r	0.5 r	0.5 r
Myanmar	518	0.0	0.0 r	0.0 r	0.0 r	0.0 r	0.0 r	0.0	0.0 r	0.0 r	0.0 r	0.0 r	0.0 r
Nepal	558	0.0 e	0.0 e	0.0 e	0.0 e	0.0 e	0.0 e	0.0	0.0 r	0.0 r	0.0 r	0.0 r	0.0 r
Philippines	566	0.3	0.0 r	0.0 r	....	....	....	1.2	....	....	....	....	....
Sri Lanka	524	....	....	....	....	....	....	2.3	0.6 r	0.6 r	0.6 r	0.6 r	0.6 r
Thailand	578	0.1	0.0 r	0.0 r	0.0 r	0.0 r	0.0 r	4.2	2.2 r	0.5 r	0.3 r	0.4 r	0.4 r
Vietnam	582	1.6	0.3 r	0.4 r	0.3 r	0.3 r	0.5 r	3.7	1.0 r	0.9 r	0.7 r	1.0 r	0.9 r
Asia n.s.	598	....	....	....	....	....	....	3.9	1.0 r	0.9 r	0.8 r	1.0 r	1.0 r

# Kyrgyz Republic (917)

In Millions of U.S. Dollars

		Exports (FOB)						Imports (CIF)					
		2015	2015Q3	2015Q4	2016Q1	2016Q2	2016Q3	2015	2015Q3	2015Q4	2016Q1	2016Q2	2016Q3
<b>Europe</b>	170	<b>641.4</b>	<b>137.0</b>	<b>185.4</b>	<b>164.7</b>	<b>151.7</b>	<b>221.3</b>	<b>2,400.3</b>	<b>538.7</b>	<b>607.3</b>	<b>443.1</b>	<b>527.3</b>	<b>533.2</b>
<b>Emerg. &amp; Dev. Europe</b>	903	<b>103.3</b>	<b>17.6</b>	<b>31.7</b>	<b>37.2</b>	<b>28.5</b>	<b>38.7</b>	<b>220.8</b>	<b>54.3</b>	<b>47.6</b>	<b>44.5</b>	<b>54.4</b>	<b>65.8</b>
Albania	914	....	....	....	....	....	....	0.0	0.0 r	0.0 r	0.0 r	0.0 r	0.0 r
Bosnia and Herzegovina	963	0.3	0.1 r	0.1 r	0.1 r	0.0 r	0.1 r	0.0	0.0 r	0.0 r	0.0 r	0.0 r	0.0 r
Bulgaria	918	5.5	0.5 r	2.5 r	1.5 r	1.3 r	0.3 r	7.1	0.7 r	0.7 r	0.3 r	0.7 r	0.8 r
Croatia	960	0.0	....	0.0 r	0.0 r	0.0 r	0.0 r	0.2	0.0 r	0.1 r	0.0 r	0.1 r	0.1 r
Faroe Islands	816	....	....	....	....	....	....	0.3	0.1 r	0.1 r	0.1 r	0.1 r	0.1 r
Hungary	944	0.1	0.0 r	0.1 r	0.0 r	0.0 r	0.1 r	8.7	1.3 r	1.5 r	1.6 r	2.7 r	1.7 r
Macedonia, FYR	962	1.9	0.5 r	0.4 r	0.5 r	0.7 r	0.5 r	0.4	0.1 r	0.1 r	0.1 r	0.1 r	0.1 r
Montenegro	943	0.3	0.1 r	0.1 r	0.2 r	0.1 r	0.1 r	....	....	....	....	....	....
Poland	964	3.1	1.5 r	0.5 r	0.4 r	0.4 r	0.3 r	23.4	4.8 r	5.9 r	3.0 r	4.7 r	3.6 r
Romania	968	1.6	0.1 r	1.2 r	1.6 r	1.5 r	1.4 r	8.0	0.8 r	1.4 r	0.7 r	3.0 r	1.3 r
Serbia, Republic of	942	6.6	0.7 r	3.2 r	2.0 r	1.3 r	0.7 r	8.4	2.8 r	3.1 r	1.2 r	3.4 r	4.5 r
Turkey	186	84.0	14.3 r	23.7 r	30.9 r	23.1 r	35.2 r	164.3	43.8 r	34.8 r	37.5 r	39.7 r	53.6 r
<b>CIS</b>	901	<b>538.1</b>	<b>119.4</b>	<b>153.8</b>	<b>127.5</b>	<b>123.2</b>	<b>182.6</b>	<b>2,179.5</b>	<b>484.3</b>	<b>559.8</b>	<b>398.6</b>	<b>472.9</b>	<b>467.4</b>
Armenia	911	0.2	....	0.0 r	....	0.0 r	....	0.3	0.0 r	0.2 r	0.1 r	0.0 r	0.1 r
Azerbaijan, Rep. of	912	3.8	0.8 r	1.1 r	0.9 r	0.8 r	1.0 r	6.1	1.6 r	1.5 r	1.2 r	1.6 r	1.6 r
Belarus	913	13.6	2.4 r	2.9 r	4.6 r	4.1 r	4.3 r	53.6	8.1 r	27.9 r	8.3 r	8.2 r	10.3 r
Georgia	915	1.9	0.1 r	0.8 r	0.5 r	0.5 r	0.1 r	3.7	1.0 r	0.7 r	0.7 r	0.9 r	1.0 r
Kazakhstan	916	227.7	48.9 r	63.9 r	48.1 r	38.2 r	65.7 r	677.4	180.6 r	164.6 r	131.7 r	181.5 r	173.6 r
Moldova	921	0.1	0.0 r	0.0 r	0.0 r	0.0 r	0.0 r	6.1	1.6 r	1.5 r	1.2 r	1.6 r	1.6 r
Russian Federation	922	157.3	39.4 r	44.5 r	47.7 r	59.0 r	76.0 r	1,271.6	251.7 r	329.5 r	234.9 r	245.5 r	248.1 r
Tajikistan	923	24.2	5.2 r	6.8 r	5.1 r	4.1 r	7.0 r	8.1	2.2 r	2.0 r	1.6 r	2.2 r	2.1 r
Turkmenistan	925	6.3	1.4 r	1.8 r	....	....	....	3.9	1.0 r	0.9 r	....	....	....
Ukraine	926	7.9	0.7 r	5.4 r	0.4 r	0.6 r	0.9 r	89.3	20.7 r	16.6 r	7.3 r	15.4 r	13.9 r
Uzbekistan	927	95.0	20.4 r	26.6 r	20.1 r	15.9 r	27.4 r	59.2	15.8 r	14.4 r	11.5 r	15.9 r	15.2 r
Europe n.s.	884	....	....	....	....	....	....	0.0	0.0 r	0.0 r	0.0 r	0.0 r	0.0 r
<b>Mid East, N Africa, Pak</b>	440	<b>131.0</b>	<b>28.2</b>	<b>36.7</b>	<b>27.7</b>	<b>22.1</b>	<b>37.8</b>	<b>21.7</b>	<b>5.5</b>	<b>5.5</b>	<b>4.6</b>	<b>5.5</b>	<b>5.2</b>
Afghanistan, I.R. of	512	8.9	1.9 r	2.5 r	1.9 r	1.5 r	2.6 r	0.1	0.0 r	0.0 r	0.0 r	0.0 r	0.0 r
Algeria	612	0.0	0.0 r	0.0 r	0.0 r	0.0 r	0.0 r	0.0	0.0 r	0.0 r	0.0 r	0.0 r	0.0 r
Bahrain, Kingdom of	419	0.0	0.0 r	0.0 r	0.0 r	0.0 r	0.0 r	....	....	....	....	....	....
Egypt	469	0.0	0.0 r	0.0 r	0.0 r	0.0 r	0.0 r	4.4	1.1 r	1.1 r	1.1 r	1.1 r	1.1 r
Iran, I.R. of	429	3.6	0.8 r	1.0 r	0.8 r	0.6 r	1.1 r	4.5	1.2 r	1.1 r	0.9 r	1.2 r	1.2 r
Iraq	433	16.1	3.5 r	4.5 r	3.4 r	2.7 r	4.6 r	0.0	0.0 r	0.0 r	0.0 r	0.0 r	0.0 r
Jordan	439	0.8	0.2 r	0.2 r	0.2 r	0.2 r	0.2 r	0.6	0.0 r	0.3 r	0.3 r	0.1 r	0.0 r
Kuwait	443	0.0	0.0 r	0.0 r	0.0 r	0.0 r	0.0 r	2.7	0.7 r	0.6 r	0.5 r	0.7 r	0.7 r
Lebanon	446	0.0	0.0 r	....	....	....	....	0.0	....	....	....	....	....
Morocco	686	....	....	....	....	....	....	0.5	0.1 r	0.1 r	....	....	....
Oman	449	1.0	0.2 r	0.3 r	0.2 r	0.2 r	0.3 r	....	....	....	....	....	....
Pakistan	564	0.1	0.0 r	0.0 r	0.0 r	0.0 r	0.0 r	2.6	0.7 r	0.6 r	0.6 r	0.6 r	0.6 r
Qatar	453	0.0	0.0 r	0.0 r	0.0 r	0.0 r	0.0 r	0.0	0.0 r	0.0 r	0.0 r	0.0 r	0.0 r
Saudi Arabia	456	1.0	0.2 r	0.3 r	0.2 r	0.2 r	0.3 r	0.3	0.1 r	0.1 r	0.1 r	0.1 r	0.1 r
Somalia	726	0.0	0.0 r	0.0 r	0.0 r	0.0 r	0.0 r	....	....	....	....	....	....
Sudan	732	0.3	0.1 r	0.1 r	0.1 r	0.1 r	0.1 r	0.0	0.0 r	0.0 r	0.0 r	0.0 r	0.0 r
Syrian Arab Republic	463	....	....	....	....	....	....	0.0	0.0 r	0.0 r	0.0 r	0.0 r	0.0 r
Tunisia	744	....	....	....	....	....	....	0.0	0.0 r	0.0 r	0.0 r	0.0 r	0.0 r
United Arab Emirates	466	99.0	21.3 r	27.8 r	20.9 r	16.6 r	28.6 r	5.9	1.6 r	1.4 r	1.1 r	1.6 r	1.5 r
West Bank and Gaza	487	0.1 e	0.0 e	0.0 e	0.0 e	0.0 e	0.0 e	....	....	....	....	....	....
Yemen, Republic of	474	....	....	....	....	....	....	0.0	0.0 r	0.0 r	0.0 r	0.0 r	0.0 r
Middle East n.s.	489	....	....	....	....	....	....	0.1	0.0 r	0.0 r	0.0 r	0.0 r	0.0 r
<b>Sub-Saharan Africa</b>	603	<b>19.3</b>	<b>4.1</b>	<b>5.4</b>	<b>4.1</b>	<b>3.3</b>	<b>5.6</b>	<b>3.0</b>	<b>1.0</b>	<b>0.4</b>	<b>0.4</b>	<b>0.6</b>	<b>0.5</b>
Angola	614	0.0	0.0 r	0.0 r	0.0 r	0.0 r	0.0 r	....	....	....	....	....	....
Burkina Faso	748	....	....	....	....	....	....	0.1	0.0 r	0.0 r	0.0 r	0.0 r	0.0 r
Cabo Verde	624	0.0 e	0.0 e	0.0 e	0.0 e	0.0 e	0.0 e	....	....	....	....	....	....
Cameroon	622	....	....	....	....	....	....	0.0	0.0 r	0.0 r	0.0 r	0.0 r	0.0 r
Congo, Republic of	634	....	....	....	....	....	....	0.1	0.0 r	0.0 r	0.0 r	0.0 r	0.0 r
Côte d'Ivoire	662	....	....	....	....	....	....	0.0	0.0 r	0.0 r	0.0 r	0.0 r	0.0 r
Ethiopia	644	....	....	....	....	....	....	0.0	0.0 r	0.0 r	0.0 r	0.0 r	0.0 r
Gambia, The	648	....	....	....	....	....	....	0.0	0.0 r	0.0 r	0.0 r	0.0 r	0.0 r
Ghana	652	0.0 e	0.0 e	0.0 e	0.0 e	0.0 e	0.0 e	0.0	0.0 r	0.0 r	0.0 r	0.0 r	0.0 r

# Kyrgyz Republic (917)

In Millions of U.S. Dollars

		Exports (FOB)						Imports (CIF)					
		2015	2015Q3	2015Q4	2016Q1	2016Q2	2016Q3	2015	2015Q3	2015Q4	2016Q1	2016Q2	2016Q3
Guinea	656	19.0	4.1 r	5.3 r	4.0 r	3.2 r	5.5 r	....	....	....	....	....	....
Kenya	664	0.0	0.0 r	0.0 r	0.0 r	0.0 r	0.0 r	1.1	0.3 r	0.3 r	0.2 r	0.3 r	0.3 r
Liberia	668	....	....	....	....	....	....	0.0	0.0 r	0.0 r	0.0 r	0.0 r	0.0 r
Madagascar	674	....	....	....	....	....	....	0.0	0.0 r	0.0 r	0.0 r	0.0 r	0.0 r
Malawi	676	....	....	....	....	....	....	0.0	0.0 r	0.0 r	0.0 r	0.0 r	0.0 r
Mauritius	684	....	....	....	....	....	....	0.0	0.0 r	0.0 r	0.0 r	0.0 r	0.0 r
Niger	692	....	....	....	....	....	....	0.0	0.0 r	0.0 r	0.0 r	0.0 r	0.0 r
Nigeria	694	....	....	....	....	....	....	0.0	0.0 r	0.0 r	0.0 r	0.0 r	0.0 r
Rwanda	714	0.1 e	0.0 e	0.0 e	0.0 e	0.0 e	0.0 e	....	....	....	....	....	....
Seychelles	718	0.0	0.0 r	0.0 r	0.0 r	0.0 r	0.0 r	....	....	....	....	....	....
South Africa	199	0.2	0.0 r	0.0 r	0.1 r	0.1 r	0.1 r	1.8	0.6 r	0.1 r	0.1 r	0.3 r	0.1 r
Tanzania	738	....	....	....	....	....	....	0.0	0.0 r	0.0 r	0.0 r	0.0 r	0.0 r
Uganda	746	0.0	0.0 r	0.0 r	0.0 r	0.0 r	0.0 r	....	....	....	....	....	....
Zambia	754	0.0 e	0.0 e	0.0 e	....	0.0 e	....	0.0	0.0 r	0.0 r	0.0 r	0.0 r	0.0 r
Zimbabwe	698	....	....	....	....	....	....	0.0	0.0 r	0.0 r	0.0 r	0.0 r	0.0 r
<b>Western Hemisphere</b>	<b>205</b>	<b>0.1</b>	<b>0.0</b>	<b>0.0</b>	<b>0.0</b>	<b>0.0</b>	<b>0.1</b>	<b>10.3</b>	<b>2.1</b>	<b>2.5</b>	<b>2.2</b>	<b>2.5</b>	<b>2.6</b>
Argentina	213	....	....	....	....	....	....	1.2	0.3 r	0.3 r	0.3 r	0.3 r	0.3 r
Bahamas, The	313	....	....	....	....	....	....	0.0	0.0 r	0.0 r	0.0 r	0.0 r	0.0 r
Barbados	316	0.0 e	0.0 e	0.0 e	0.0 e	0.0 e	0.0 e	0.0	0.0 r	0.0 r	0.0 r	0.0 r	0.0 r
Brazil	223	0.0	0.0 r	0.0 r	0.0 r	0.0 r	0.1 r	0.3	0.0 r	0.0 r	0.0 r	0.0 r	0.1 r
Chile	228	0.0	0.0 r	....	0.0 r	....	0.0 r	0.8	0.2 r	....	0.0 r	....	0.1 r
Colombia	233	....	....	....	....	....	....	0.5	0.0 r	0.1 r	0.0 r	0.0 r	0.0 r
Costa Rica	238	0.0 e	0.0 e	0.0 e	0.0 e	0.0 e	0.0 e	0.4	0.1 r	0.1 r	0.1 r	0.1 r	0.1 r
Dominica	321	....	....	....	....	....	....	0.0	0.0 r	0.0 r	0.0 r	0.0 r	0.0 r
Dominican Republic	243	0.1 e	0.0 e	0.0 e	0.0 e	0.0 e	0.0 e	0.0	0.0 r	0.0 r	0.0 r	0.0 r	0.0 r
Ecuador	248	0.0 e	....	....	....	....	....	2.4	0.3 r	0.8 r	0.6 r	0.8 r	0.8 r
Guatemala	258	....	....	....	....	....	....	0.0	0.0 r	0.0 r	0.0 r	0.0 r	0.0 r
Guyana	336	....	....	....	....	....	....	0.0	0.0 r	0.0 r	0.0 r	0.0 r	0.0 r
Haiti	263	....	....	....	....	....	....	0.0	0.0 r	0.0 r	0.0 r	0.0 r	0.0 r
Honduras	268	....	....	....	....	....	....	0.0	0.0 r	0.0 r	0.0 r	0.0 r	0.0 r
Jamaica	343	....	....	....	....	....	....	0.0	0.0 r	0.0 r	0.0 r	0.0 r	0.0 r
Mexico	273	0.0	0.0 r	0.0 r	0.0 r	0.0 r	0.0 r	4.5	1.1 r	1.1 r	1.1 r	1.1 r	1.1 r
Nicaragua	278	....	....	....	....	....	....	0.0	0.0 r	0.0 r	0.0 r	0.0 r	0.0 r
Panama	283	....	....	....	....	....	....	0.0	0.0 r	0.0 r	0.0 r	0.0 r	0.0 r
Peru	293	....	....	....	....	....	....	0.1	0.0 r	0.0 r	0.0 r	0.0 r	0.0 r
Trinidad and Tobago	369	....	....	....	....	....	....	0.0	0.0 r	0.0 r	0.0 r	0.0 r	0.0 r
Western Hem. n.s.	399	....	....	....	....	....	....	0.1	0.0 r	0.0 r	0.0 r	0.0 r	0.0 r
<b>Other Countries n.i.e</b>	<b>910</b>	<b>0.3</b>	<b>0.1</b>	<b>0.1</b>	<b>0.1</b>	<b>0.1</b>	<b>0.1</b>	<b>0.0</b>	<b>0.0</b>	<b>0.0</b>	<b>0.0</b>	<b>0.0</b>	<b>0.0</b>
Cuba	928	....	....	....	....	....	....	0.0	0.0 r	0.0 r	0.0 r	0.0 r	0.0 r
Korea, Dem. People's Rep.	954	0.3	0.1 r	0.1 r	0.1 r	0.1 r	0.1 r	0.0	0.0 r	0.0 r	0.0 r	0.0 r	0.0 r
<b>Countries &amp; Areas n.s.</b>	<b>898</b>	<b>0.3</b>	<b>0.1 r</b>	<b>0.1 r</b>	<b>0.1 r</b>	<b>0.0 r</b>	<b>0.1 r</b>	....	....	....	....	....	....
<b>Memorandum Items</b>													
Africa	605	19.7	4.2	5.5	4.2	3.4	5.7	3.5	1.1	0.5	0.4	0.6	0.5
Middle East	405	121.6	26.2	34.1	25.8	20.5	35.1	18.6	4.7	4.7	4.0	4.8	4.6
European Union	998	50.1	7.8	12.1	12.8	57.1	11.3	319.5	69.5	69.6	56.9	84.5	67.6
Export earnings: fuel	080	515.8	116.4	145.0	122.3	118.3	177.6	1,975.5	438.9	500.7	371.1	433.1	427.6
Export earnings: nonfuel	092	924.9	183.7	156.9	126.9	123.2	147.4	2,122.4	569.4	524.5	443.2	555.1	638.2

# Lao People's Democratic Republic (544)

In Millions of U.S. Dollars

		Exports (FOB)						Imports (CIF)					
		2015	2015Q3	2015Q4	2016Q1	2016Q2	2016Q3	2015	2015Q3	2015Q4	2016Q1	2016Q2	2016Q3
IFS World		2,340.0	....	....	....	....	....	3,860.0	....	....	....	....	....
World	001	3,813.2	938.0	982.1	1,033.2	1,073.7	1,118.6	7,230.0	1,638.0	1,982.2	1,602.4	1,631.5	1,561.6
Advanced Economies	110	473.0	113.6	104.2	139.0	125.6	170.5	777.7	195.6	213.4	111.5	126.4	135.0
Euro Area	163	159.2	39.2	32.8	53.4	36.8	41.1	127.6	30.6	49.5	30.6	20.1	32.4
Austria	122	0.3 e	0.0 e	0.1 e	0.0 e	0.2 e	0.0 e	18.6 e	2.8 e	15.4 e	1.1 e	0.5 e	4.6 e
Belgium	124	15.4 e	2.2 e	1.3 e	5.6 e	4.7 e	4.3 e	24.6 e	5.4 e	5.9 e	11.2 e	4.7 e	7.3 e
Cyprus	423	....	....	....	....	....	....	....	....	....	0.0 e	0.0 e	0.0 e
Estonia	939	....	....	....	....	....	....	0.0 e	....	....	....	....	....
Finland	172	0.1 e	....	0.0 e	0.1 e	0.0 e	0.0 e	1.4 e	0.3 e	0.3 e	0.5 e	0.4 e	0.1 e
France	132	17.6 e	4.5 e	4.1 e	4.1 e	3.5 e	4.8 e	12.6 e	4.1 e	3.8 e	4.1 e	1.9 e	3.6 e
Germany	134	75.7 e	17.1 e	17.3 e	21.8 e	18.1 e	20.0 e	48.2 e	13.0 e	17.5 e	10.5 e	5.6 e	11.6 e
Greece	174	0.1 e	0.1 e	....	....	....	....	0.0 e	....	....	0.0 e	....	0.4 e
Ireland	178	1.8 e	0.6 e	0.2 e	0.2 e	0.2 e	0.2 e	6.4 e	1.9 e	2.4 e	0.7 e	2.5 e	0.7 e
Italy	136	14.8 e	4.6 e	3.2 e	14.4 e	5.3 e	5.3 e	10.5 e	1.8 e	1.9 e	1.6 e	2.4 e	1.3 e
Latvia	941	....	....	....	....	0.0 e	0.0 e	0.0 e	....	0.0 e	0.0 e	0.0 e	0.1 e
Lithuania	946	....	....	....	0.0 e	....	....	0.0 e	....	0.0 e	0.0 e	0.0 e	....
Luxembourg	137	0.0 e	0.0 e	....	....	....	....	0.3 e	0.1 e	0.1 e	0.0 e	0.0 e	0.0 e
Netherlands	138	23.0 e	6.0 e	4.2 e	5.1 e	3.7 e	4.9 e	3.7 e	1.0 e	1.7 e	0.7 e	1.0 e	1.7 e
Portugal	182	2.5 e	0.4 e	1.6 e	1.1 e	0.5 e	0.5 e	0.0 e	0.0 e	....	....	0.1 e	0.2 e
Slovak Republic	936	....	....	....	....	....	....	0.0 e	....	0.0 e	....	0.0 e	0.0 e
Slovenia	961	0.4 e	0.2 e	0.0 e	....	....	0.0 e	0.2 e	0.1 e	0.0 e	0.0 e	0.2 e	0.3 e
Spain	184	7.5 e	3.6 e	0.9 e	1.1 e	0.7 e	0.9 e	1.1 e	0.1 e	0.5 e	0.2 e	0.7 e	0.4 e
Australia	193	2.9 e	0.4 e	0.4 e	1.3 e	1.9 e	3.1 e	21.0 e	4.3 e	5.9 e	4.7 e	4.2 e	3.8 e
Canada	156	18.5 e	7.2 e	4.1 e	5.8 e	4.1 e	4.9 e	4.8 e	0.4 e	1.4 e	1.4 e	1.5 e	2.5 e
China,P.R.: Hong Kong	532	8.2 e	0.7 e	0.4 e	0.2 e	0.2 e	2.9 e	23.4 e	5.7 e	5.8 e	4.2 e	4.5 e	6.8 e
China,P.R.: Macao	546	9.9 e	0.0 e	0.5 e	0.1 e	0.0 e	0.1 e	0.0 e	0.0 e	....	....	....	....
Czech Republic	935	0.8 e	0.2 e	0.3 e	0.2 e	0.2 e	0.1 e	3.4 e	0.3 e	2.4 e	0.1 e	0.6 e	0.3 e
Denmark	128	9.1 e	2.6 e	3.7 e	2.9 e	3.4 e	4.0 e	0.6 e	0.1 e	0.2 e	0.3 e	0.3 e	0.2 e
Iceland	176	0.1 e	0.0 e	0.0 e	0.0 e	0.0 e	0.0 e	....	....	....	....	....	....
Japan	158	91.9 e	25.9 e	18.3 e	30.3 e	28.9 e	27.7 e	111.0 e	31.0 e	31.2 e	20.7 e	31.9 e	41.6 e
Korea, Republic of	542	26.8 e	5.0 e	5.2 e	5.5 e	6.7 e	4.4 e	180.6 e	33.1 e	54.1 e	26.8 e	42.2 e	26.5 e
New Zealand	196	2.7 e	0.1 e	1.4 e	0.3 e	1.4 e	1.0 e	0.9 e	0.2 e	0.3 e	0.2 e	0.2 e	0.2 e
Norway	142	1.5 e	0.4 e	0.4 e	0.5 e	0.4 e	0.5 e	0.2 e	0.1 e	0.1 e	0.0 e	0.0 e	0.0 e
Singapore	576	12.6 e	2.2 e	3.5 e	1.1 e	2.5 e	0.8 e	260.4 e	76.6 e	52.9 e	13.1 e	11.8 e	7.4 e
Sweden	144	20.4 e	5.5 e	5.6 e	4.0 e	4.0 e	4.5 e	0.5 e	0.1 e	0.1 e	0.0 e	0.0 e	0.1 e
Switzerland	146	4.4 e	1.0 e	1.3 e	6.2 e	4.7 e	41.7 e	3.7 e	1.2 e	0.8 e	1.0 e	0.9 e	0.6 e
Taiwan Prov.of China	528	13.4 e	1.9 e	2.3 e	4.2 e	6.6 e	3.7 e	3.2 e	1.2 e	0.6 e	0.9 e	1.0 e	1.0 e
United Kingdom	112	48.0 e	11.6 e	10.4 e	10.4 e	10.4 e	20.7 e	10.3 e	3.9 e	1.5 e	1.7 e	1.3 e	2.2 e
United States	111	42.6 e	9.6 e	13.5 e	12.5 e	13.6 e	9.4 e	26.1 e	6.8 e	6.5 e	5.9 e	6.0 e	9.3 e
Emerg. & Dev. Economies	200	3,340.3	824.4	877.9	894.3	948.0	948.1	6,452.3	1,442.4	1,768.8	1,490.9	1,505.1	1,426.7
Emerg. & Dev. Asia	505	3,320.2	810.2	876.3	892.8	946.4	918.1	6,427.2	1,436.4	1,759.7	1,484.8	1,494.3	1,422.7
Bangladesh	513	1.0 e	0.1 e	0.5 e	0.5 e	0.5 e	0.5 e	....	....	....	....	....	....
Brunei Darussalam	516	0.0 e	0.0 e	0.0 e	0.0 e	0.0 e	0.0 e	0.0 e	0.0 e	0.0 e	0.0 e	0.0 e	0.0 e
Cambodia	522	19.0 e	4.8 e	4.9 e	4.6 e	5.2 e	4.9 e	5.8 e	1.7 e	1.4 e	1.6 e	1.5 e	1.9 e
China,P.R.: Mainland	924	1,224.6 e	271.6 e	351.1 e	328.1 e	334.9 e	246.9 e	1,352.1 e	224.0 e	412.7 e	250.6 e	271.1 e	243.1 e
Fiji	819	0.0 e	0.0 e	0.0 e	0.0 e	0.0 e	0.0 e	0.0 e	0.0 e	0.0 e	0.0 e	0.0 e	0.0 e
F.T. French Polynesia	887	0.0 e	0.0 e	0.0 e	0.0 e	0.0 e	0.0 e	....	....	....	....	....	....
F.T. New Caledonia	839	0.0 e	0.0 e	0.0 e	0.0 e	0.0 e	0.0 e	....	....	....	....	....	....
India	534	135.0 e	48.6 e	20.8 e	57.3 e	32.2 e	20.4 e	54.7 e	12.0 e	11.5 e	4.5 e	10.6 e	4.7 e
Indonesia	536	0.8 e	....	0.0 e	0.5 e	0.5 e	0.5 e	8.2 e	2.5 e	1.8 e	2.2 e	2.8 e	2.7 e
Malaysia	548	2.8 e	0.2 e	0.3 e	3.8 e	0.9 e	1.1 e	15.7 e	3.3 e	4.8 e	5.4 e	6.6 e	6.1 e
Maldives	556	0.0 e	0.0 e	0.0 e	0.0 e	0.0 e	0.0 e	....	....	....	....	....	....
Mongolia	948	0.1 e	0.0 e	0.0 e	0.0 e	0.0 e	0.0 e	....	....	....	....	....	....
Myanmar	518	....	....	....	....	....	....	0.0 e	0.0 e	0.0 e	0.0 e	0.0 e	0.0 e
Nepal	558	1.4 e	0.3 e	0.3 e	0.2 e	0.3 e	0.4 e	0.0 e	0.0 e	0.0 e	0.0 e	0.0 e	0.0 e
Philippines	566	0.2 e	0.0 e	0.0 e	0.0 e	0.0 e	0.0 e	16.5 e	0.2 e	0.2 e	0.2 e	0.2 e	0.3 e
Sri Lanka	524	0.4 e	0.0 e	0.2 e	....	0.0 e	....	0.0 e	0.0 e	0.0 e	0.0 e	0.7 e	2.3 e
Thailand	578	1,381.8 e	353.1 e	370.4 e	377.0 e	424.6 e	479.9 e	4,419.5 e	1,047.3 e	1,181.5 e	1,086.8 e	1,051.2 e	1,002.8 e
Vietnam	582	553.3 e	131.5 e	127.8 e	120.9 e	147.1 e	163.7 e	554.7 e	145.5 e	145.8 e	133.5 e	149.6 e	158.9 e



# Lao People's Democratic Republic (544)

In Millions of U.S. Dollars

		Exports (FOB)						Imports (CIF)					
		2015	2015Q3	2015Q4	2016Q1	2016Q2	2016Q3	2015	2015Q3	2015Q4	2016Q1	2016Q2	2016Q3
<b>Europe</b>	170	<b>16.0</b>	<b>13.2</b>	<b>0.6</b>	<b>0.8</b>	<b>0.7</b>	<b>29.2</b>	<b>23.0</b>	<b>5.5</b>	<b>8.6</b>	<b>5.4</b>	<b>10.0</b>	<b>3.5</b>
<b>Emerg. &amp; Dev. Europe</b>	903	<b>14.7</b>	<b>12.7</b>	<b>0.4</b>	<b>0.5</b>	<b>0.3</b>	<b>3.5</b>	<b>2.9</b>	<b>0.1</b>	<b>1.2</b>	<b>1.6</b>	<b>1.3</b>	<b>1.8</b>
Albania	914	0.0 e	0.0 e	0.0 e	0.0 e	0.0 e	0.0 e	....	....	....	....	....	....
Bosnia and Herzegovina	963	0.0 e	0.0 e	0.0 e	0.0 e	0.0 e	0.0 e	....	....	....	....	....	....
Bulgaria	918	11.5 e	11.5 e	....	....	....	....	0.1 e	0.0 e	0.0 e	....	0.0 e	0.1 e
Croatia	960	0.0 e	....	....	....	0.0 e	0.0 e	0.0 e	....	0.0 e	0.0 e	0.0 e	....
Faroe Islands	816	0.0 e	0.0 e	0.0 e	0.0 e	0.0 e	0.0 e	....	....	....	....	....	....
Hungary	944	0.0 e	0.0 e	0.0 e	0.0 e	0.0 e	0.0 e	0.0 e	0.0 e	....	....	0.0 e	1.2 e
Macedonia, FYR	962	0.0 e	0.0 e	0.0 e	0.0 e	0.0 e	0.0 e	....	....	....	....	....	....
Montenegro	943	0.0 e	0.0 e	....	0.0 e	0.0 e	0.0 e	....	....	....	....	....	....
Poland	964	1.1 e	0.2 e	0.0 e	0.0 e	0.0 e	0.0 e	0.6 e	0.0 e	0.3 e	0.7 e	0.3 e	0.1 e
Romania	968	0.0 e	....	0.0 e	0.0 e	....	2.8 e	0.7 e	....	0.7 e	....	....	....
Serbia, Republic of	942	0.6 e	0.5 e	0.0 e	0.0 e	0.0 e	0.2 e	....	....	....	....	....	....
Turkey	186	1.4 e	0.5 e	0.3 e	0.4 e	0.2 e	0.4 e	1.5 e	0.1 e	0.1 e	0.9 e	0.9 e	0.4 e
<b>CIS</b>	901	<b>1.3</b>	<b>0.5</b>	<b>0.3</b>	<b>0.3</b>	<b>0.4</b>	<b>25.7</b>	<b>20.1</b>	<b>5.3</b>	<b>7.4</b>	<b>3.8</b>	<b>8.7</b>	<b>1.7</b>
Armenia	911	0.0 e	0.0 e	0.0 e	0.0 e	0.0 e	0.0 e	....	....	....	....	....	....
Belarus	913	0.0 e	0.0 e	0.0 e	0.0 e	0.0 e	0.0 e	1.7 e	1.1 e	....	....	0.6 e	0.9 e
Kazakhstan	916	0.0 e	0.0 e	0.0 e	0.0 e	0.0 e	0.0 e	0.0 e	0.0 e	0.0 e	0.0 e	0.0 e	0.0 e
Moldova	921	0.0 e	0.0 e	0.0 e	0.0 e	0.0 e	0.0 e	....	....	....	....	....	....
Russian Federation	922	0.7 e	0.3 e	0.1 e	0.1 e	0.2 e	25.5 e	16.6 e	4.2 e	6.5 e	2.2 e	7.2 e	0.8 e
Tajikistan	923	0.0 e	0.0 e	0.0 e	0.0 e	0.0 e	0.0 e	....	....	....	....	....	....
Ukraine	926	0.5 e	0.2 e	0.1 e	0.1 e	0.2 e	0.2 e	1.7 e	....	0.9 e	1.6 e	0.9 e	....
<b>Mid East, N Africa, Pak</b>	440	<b>1.4</b>	<b>0.4</b>	<b>0.3</b>	<b>0.2</b>	<b>0.2</b>	<b>0.2</b>	<b>1.0</b>	<b>0.2</b>	<b>0.2</b>	<b>0.2</b>	<b>0.2</b>	<b>0.2</b>
Algeria	612	0.0 e	0.0 e	0.0 e	0.0 e	0.0 e	0.0 e	....	....	....	....	....	....
Bahrain, Kingdom of	419	0.0 e	0.0 e	0.0 e	0.0 e	0.0 e	0.0 e	....	....	....	....	....	....
Egypt	469	0.0 e	0.0 e	....	....	....	....	....	....	....	....	....	....
Jordan	439	....	....	....	0.0 e	....	....	....	....	....	....	....	....
Kuwait	443	0.1 e	0.0 e	0.0 e	0.0 e	0.0 e	0.0 e	....	....	....	....	....	....
Lebanon	446	0.1 e	0.0 e	0.0 e	0.0 e	0.0 e	0.0 e	....	....	....	....	....	....
Morocco	686	0.3 e	0.1 e	0.1 e	....	....	....	....	....	....	....	....	....
Pakistan	564	0.1 e	0.0 e	0.0 e	0.0 e	0.0 e	0.0 e	1.0 e	0.2 e	0.2 e	0.2 e	0.2 e	0.2 e
Saudi Arabia	456	0.2 e	0.1 e	0.1 e	0.1 e	0.1 e	0.0 e	....	....	....	....	....	....
Syrian Arab Republic	463	0.0 e	0.0 e	0.0 e	0.0 e	0.0 e	0.0 e	....	....	....	....	....	....
Tunisia	744	0.0 e	0.0 e	0.0 e	0.0 e	0.0 e	0.0 e	....	....	....	....	....	....
United Arab Emirates	466	0.4 e	0.1 e	0.1 e	0.1 e	0.1 e	0.1 e	....	....	....	....	....	....
Yemen, Republic of	474	0.0 e	0.0 e	0.0 e	0.0 e	0.0 e	0.0 e	....	....	....	....	....	....
<b>Sub-Saharan Africa</b>	603	<b>1.3</b>	<b>0.2</b>	<b>0.3</b>	<b>0.2</b>	<b>0.2</b>	<b>0.3</b>	<b>0.4</b>	<b>0.0</b>	<b>0.2</b>	<b>0.1</b>	<b>0.4</b>	<b>0.0</b>
Angola	614	0.1 e	0.0 e	0.0 e	0.0 e	0.0 e	0.0 e	....	....	....	....	....	....
Cameroon	622	0.0 e	0.0 e	0.0 e	0.0 e	0.0 e	0.0 e	....	....	....	....	....	....
Côte d'Ivoire	662	0.0 e	0.0 e	0.0 e	0.0 e	0.0 e	0.0 e	....	....	....	....	....	....
Ethiopia	644	0.0 e	0.0 e	0.0 e	0.0 e	0.0 e	0.0 e	....	....	....	....	....	....
Kenya	664	0.0 e	0.0 e	0.0 e	0.0 e	0.0 e	0.0 e	0.1 e	0.0 e	0.0 e	0.0 e	0.0 e	0.0 e
Madagascar	674	....	....	....	....	....	....	0.0 e	0.0 e	0.0 e	0.0 e	0.0 e	0.0 e
Mauritius	684	0.3 e	0.0 e	0.0 e	0.0 e	0.0 e	0.0 e	....	....	....	....	....	....
Nigeria	694	0.8 e	0.2 e	0.2 e	0.1 e	0.1 e	0.1 e	....	....	....	....	....	....
Rwanda	714	0.0 e	0.0 e	0.0 e	0.0 e	0.0 e	0.0 e	....	....	....	....	....	....
São Tomé & Príncipe	716	0.0 e	0.0 e	0.0 e	0.0 e	0.0 e	0.0 e	....	....	....	....	....	....
Seychelles	718	0.0 e	0.0 e	0.0 e	0.0 e	0.0 e	0.0 e	....	....	....	....	....	....
South Africa	199	0.1 e	0.0 e	0.0 e	0.0 e	0.1 e	0.1 e	0.3 e	0.0 e	0.2 e	0.1 e	0.4 e	0.0 e
Zambia	754	0.0 e	....	0.0 e	....	....	0.0 e	....	....	....	....	....	....
Zimbabwe	698	....	....	....	....	....	....	0.0 e	0.0 e	0.0 e	0.0 e	0.0 e	0.0 e
<b>Western Hemisphere</b>	205	<b>1.3</b>	<b>0.3</b>	<b>0.3</b>	<b>0.3</b>	<b>0.4</b>	<b>0.4</b>	<b>0.7</b>	<b>0.2</b>	<b>0.1</b>	<b>0.3</b>	<b>0.2</b>	<b>0.3</b>
Antigua and Barbuda	311	0.0 e	0.0 e	0.0 e	0.0 e	0.0 e	0.0 e	0.0 e	0.0 e	0.0 e	0.0 e	0.0 e	0.0 e
Argentina	213	0.0 e	0.0 e	0.0 e	0.0 e	0.0 e	0.0 e	0.2 e	0.0 e	0.0 e	0.0 e	0.0 e	0.0 e
Aruba	314	0.0 e	....	....	....	....	....	....	....	....	....	....	....
Barbados	316	0.0 e	0.0 e	0.0 e	0.0 e	0.0 e	0.0 e	....	....	....	....	....	....
Bermuda	319	0.0 e	0.0 e	0.0 e	0.0 e	0.0 e	0.0 e	....	....	....	....	....	....
Bolivia	218	0.0 e	0.0 e	0.0 e	0.0 e	0.0 e	0.0 e	....	....	....	....	....	....
Brazil	223	0.4 e	0.0 e	0.1 e	0.0 e	0.2 e	0.2 e	0.2 e	0.0 e	0.0 e	0.0 e	0.1 e	0.1 e
Chile	228	0.2 e	0.1 e	0.0 e	....	....	....	0.3 e	0.1 e	....	0.2 e	0.0 e	0.1 e

# Lao People's Democratic Republic (544)

In Millions of U.S. Dollars

		Exports (FOB)						Imports (CIF)					
		2015	2015Q3	2015Q4	2016Q1	2016Q2	2016Q3	2015	2015Q3	2015Q4	2016Q1	2016Q2	2016Q3
Colombia	233	0.1 e	0.0 e	0.0 e	0.0 e	0.0 e	0.0 e	....	....	....	....	....	....
Costa Rica	238	0.0 e	0.0 e	0.0 e	0.0 e	0.0 e	0.0 e	....	....	....	....	....	....
Dominican Republic	243	0.0 e	0.0 e	0.0 e	0.0 e	0.0 e	0.0 e	0.0 e	0.0 e	0.0 e	0.0 e	0.0 e	0.0 e
El Salvador	253	0.0 e	0.0 e	....	0.0 e	0.0 e	....	....	....	....	....	....	....
Greenland	326	0.0 e	0.0 e	0.0 e	0.0 e	0.0 e	0.0 e	....	....	....	....	....	....
Grenada	328	0.0 e	0.0 e	0.0 e	0.0 e	0.0 e	0.0 e	....	....	....	....	....	....
Guatemala	258	....	....	....	....	....	....	0.0 e	0.0 e	0.0 e	0.0 e	0.0 e	0.0 e
Paraguay	288	0.0 e	0.0 e	0.0 e	0.0 e	0.0 e	0.0 e	....	....	....	....	....	....
Peru	293	0.1 e	0.0 e	0.0 e	0.0 e	0.0 e	0.0 e	....	....	....	....	....	....
St. Kitts and Nevis	361	0.0 e	0.0 e	0.0 e	0.0 e	0.0 e	0.0 e	....	....	....	....	....	....
Suriname	366	0.0 e	0.0 e	0.0 e	0.0 e	0.0 e	0.0 e	....	....	....	....	....	....
Trinidad and Tobago	369	0.4 e	0.1 e	0.1 e	0.1 e	0.1 e	0.1 e	....	....	....	....	....	....
Uruguay	298	0.0 e	....	0.0 e	0.0 e	0.0 e	0.0 e	....	....	....	....	....	....
<b>Other Countries n.i.e</b>	910	<b>0.0</b>	<b>0.0</b>	<b>0.0</b>	<b>0.0</b>	<b>0.0</b>	<b>0.0</b>	<b>0.0</b>	<b>0.0</b>	<b>0.0</b>	<b>0.0</b>	<b>0.0</b>	<b>0.0</b>
Cuba	928	0.0 e	0.0 e	0.0 e	0.0 e	0.0 e	0.0 e	0.0 e	0.0 e	0.0 e	0.0 e	0.0 e	0.0 e
<b>Memorandum Items</b>													
Africa	605	1.6	0.4	0.3	0.2	0.2	0.3	0.4	0.0	0.2	0.1	0.4	0.0
Middle East	405	1.0	0.2	0.2	0.2	0.2	0.2	....	....	....	....	....	....
European Union	998	250.1	70.8	52.8	71.0	54.7	73.1	143.9	35.1	54.8	33.4	22.7	36.6
Export earnings: fuel	080	3.0	0.9	0.7	0.6	0.7	25.9	16.7	4.2	6.5	2.2	7.2	0.8
Export earnings: nonfuel	092	3,810.2	937.2	981.4	1,032.7	1,072.9	1,092.7	7,213.3	1,633.7	1,975.8	1,600.2	1,624.3	1,560.8

# Latvia (941)

In Millions of U.S. Dollars

		Exports (FOB)						Imports (CIF)					
		2015	2015Q3	2015Q4	2016Q1	2016Q2	2016Q3	2015	2015Q3	2015Q4	2016Q1	2016Q2	2016Q3
IFS World		11,493.5	2,919.6	3,028.5	2,579.7	2,841.9	2,945.0	13,854.6	3,593.6	3,467.7	3,075.9	3,442.9	3,459.5
World	001	12,129.7	3,092.5	3,205.6	2,708.7	3,013.0	3,107.7	14,476.3	3,769.1	3,640.5	3,212.3	3,628.0	3,627.7
Advanced Economies	110	8,267.1	2,105.5	2,120.6	1,916.3	2,130.1	2,190.4	10,239.5	2,722.0	2,591.7	2,278.4	2,644.5	2,640.7
Euro Area	163	5,686.4	1,476.1	1,472.9	1,296.8	1,424.2	1,493.0	8,372.1	2,237.4	2,097.7	1,823.3	2,132.1	2,148.1
Austria	122	62.0	11.4	11.6	12.3	13.3	10.8	180.6	48.7	45.1	31.7	41.3	39.1
Belgium	124	132.4	31.7	44.3	29.7	34.6	43.7	236.9	56.5	60.5	53.9	63.7	65.3
Cyprus	423	33.5	7.3	6.8	7.4	12.9	7.2	16.5	3.7	2.8	3.2	3.2	3.9
Estonia	939	1,341.6	351.2	333.8	327.3	355.5	354.7	1,075.9	275.1	258.5	256.9	283.0	289.9
Finland	172	211.2	56.5	57.4	52.2	58.5	61.7	740.0	213.0	177.9	126.5	167.1	154.0
France	132	203.9	58.2	62.6	49.2	49.8	46.7	319.7	82.7	82.0	67.5	81.7	85.0
Germany	134	737.5	186.9	181.7	186.3	191.4	235.1	1,658.8	461.5	424.5	383.3	456.8	436.4
Greece	174	19.6	3.8	4.3	4.3	4.9	4.0	12.6	4.1	2.7	1.7	2.9	3.3
Ireland	178	29.6	7.8	8.1	6.4	7.4	8.7	160.0	17.9	47.2	11.9	11.7	17.0
Italy	136	156.4	33.5	43.0	39.1	43.7	38.1	539.2	144.2	146.8	105.3	134.3	138.1
Lithuania	946	2,211.4	604.0	571.1	475.7	536.0	523.4	2,420.1	676.5	592.6	508.5	603.4	656.3
Luxembourg	137	7.8	1.8	2.6	2.1	3.5	1.9	15.3	5.1	4.9	4.3	7.8	9.8
Malta	181	6.7	1.8	1.7	2.0	2.4	2.8	1.5	0.1	0.6	0.8	0.1	0.4
Netherlands	138	288.8	65.4	82.1	65.9	68.5	90.1	575.4	147.0	141.7	159.0	159.8	140.9
Portugal	182	16.5	4.6	2.6	3.3	3.5	4.4	31.3	14.4	5.4	5.9	6.2	8.4
Slovak Republic	936	67.2	17.1	17.9	11.4	17.2	14.6	148.8	32.2	44.9	39.6	39.8	40.4
Slovenia	961	10.6	2.0	2.6	2.5	2.5	2.7	34.7	8.3	8.0	10.8	12.4	9.7
Spain	184	149.7	31.2	38.5	19.7	18.7	42.4	204.9	46.3	51.8	52.5	56.9	50.3
Australia	193	15.2	3.4	2.6	2.6	3.0	3.2	1.1	0.2	0.1	0.2	0.3	0.3
Canada	156	19.4	4.9	5.3	4.4	6.4	6.2	19.1	2.3	8.3	1.2	3.1	4.0
China,P.R.: Hong Kong	532	38.3	11.9	9.9	5.3	10.1	5.5	22.5	7.8	3.8	3.3	4.1	4.6
China,P.R.: Macao	546	0.0	0.0	....	0.0	0.0	....	0.0	0.0	0.0	....	....	....
Czech Republic	935	197.5	44.3	46.7	32.8	37.8	44.3	239.0	63.5	66.9	64.6	73.9	77.5
Denmark	128	463.0	112.8	122.6	126.3	127.4	129.8	314.3	80.0	82.7	76.5	92.1	74.6
Iceland	176	17.8	4.5	4.3	3.4	4.8	6.3	4.2	1.2	1.3	1.7	1.9	0.8
Israel	436	28.9	7.2	6.6	6.1	7.8	7.5	12.0	3.1	3.4	2.5	3.5	2.3
Japan	158	44.1	10.2	11.2	11.5	12.6	14.3	22.8	4.2	8.9	5.2	4.9	6.6
Korea, Republic of	542	46.8	10.5	12.9	12.2	12.4	13.0	47.8	12.1	11.3	7.0	6.1	6.7
New Zealand	196	3.4	1.1	0.8	0.7	1.0	1.3	3.6	1.1	0.5	0.6	1.6	0.6
Norway	142	261.8	60.4	67.1	61.7	66.8	67.7	55.6	13.7	11.0	11.0	12.6	10.9
San Marino	135	0.0	....	0.0	0.0	....	0.0	0.1	0.0	0.0	0.0	0.0	0.0
Singapore	576	22.8	4.4	4.1	4.9	5.3	5.1	3.4	1.0	1.0	1.0	1.3	1.0
Sweden	144	597.5	142.6	149.9	151.5	177.3	169.2	492.2	124.6	133.6	119.7	142.5	132.9
Switzerland	146	42.3	10.6	10.3	16.5	12.4	11.6	117.0	30.7	26.8	40.7	31.7	32.3
Taiwan Prov.of China	528	5.5	1.5	1.5	1.2	1.8	1.4	80.1	18.0	16.2	16.3	19.1	23.6
United Kingdom	112	602.6	153.0	150.6	138.7	178.6	164.3	334.5	100.8	91.8	75.1	84.7	88.4
United States	111	173.8	46.1	41.1	39.7	40.6	46.7	98.0	20.1	26.4	28.3	29.1	25.5
Emerg. & Dev. Economies	200	3,817.6	972.5	1,073.8	783.9	872.5	905.6	4,236.9	1,047.1	1,048.8	933.7	983.5	986.9
Emerg. & Dev. Asia	505	197.2	45.0	53.6	48.1	42.1	55.9	648.3	169.1	144.0	149.0	146.9	176.2
American Samoa	859	0.0	0.0	0.0	....	....	0.0	0.0	....	....	....	0.0	....
Bangladesh	513	0.8	0.1	0.3	0.2	0.5	0.5	2.5	0.4	1.2	1.0	0.2	0.3
Bhutan	514	....	....	....	....	0.0	....	....	....	....	....	....	....
Brunei Darussalam	516	0.0	0.0	0.0	0.0	....	....	0.0	0.0	....	....	....	....
Cambodia	522	0.1	0.0	0.1	0.1	0.0	0.0	1.5	0.3	0.5	0.7	0.6	0.2
China,P.R.: Mainland	924	122.5	27.1	26.4	30.2	28.8	32.7	462.5	120.3	98.4	106.6	97.4	120.4
Fiji	819	0.0	....	....	....	....	....	....	....	....	....	....	....
F.T. French Polynesia	887	0.1	0.0	0.0	0.0	0.0	0.0	....	....	....	....	....	....
F.T. New Caledonia	839	0.0	0.0	0.0	0.0	0.0	0.0	....	....	....	....	....	....
Guam	829	0.0	....	....	0.0	....	....	....	....	....	....	....	....
India	534	25.0	5.7	7.3	5.2	6.0	15.6	36.0	10.0	8.6	8.6	10.4	13.2
Indonesia	536	14.0	1.3	10.2	0.2	0.2	0.1	5.7	1.8	1.3	1.0	1.1	0.8
Lao People's Dem.Rep	544	0.0	....	0.0	0.0	0.0	0.1	....	....	....	....	0.0	0.0
Malaysia	548	9.2	2.9	3.2	3.1	0.9	1.8	9.8	2.9	1.9	2.4	2.5	3.3
Maldives	556	0.2	0.0	0.1	0.1	0.1	0.1	....	....	....	0.0	....	....
Marshall Islands	867	1.2	0.3	0.4	0.2	0.1	0.0	0.0	....	0.0	....	....	0.1
Mongolia	948	0.8	0.2	0.1	0.2	0.4	0.3	0.0	....	....	....	....	....

# Latvia (941)

In Millions of U.S. Dollars

		Exports (FOB)						Imports (CIF)					
		2015	2015Q3	2015Q4	2016Q1	2016Q2	2016Q3	2015	2015Q3	2015Q4	2016Q1	2016Q2	2016Q3
Myanmar	518	1.3	0.8	0.0	0.1	0.0	0.1	0.3	0.0	....	0.0	0.0	0.0
Nepal	558	0.2	0.0	0.1	0.0	0.0	0.0	0.0	0.0	0.0	0.0	0.0	0.0
Papua New Guinea	853	0.2	0.0	0.0	0.1	0.0	0.0	0.1	0.1	....	....	....	....
Philippines	566	1.2	0.4	0.3	3.8	0.4	0.1	1.0	0.4	0.2	0.3	0.1	0.4
Solomon Islands	813	....	....	....	....	....	....	....	....	....	0.0	....	....
Sri Lanka	524	0.7	0.1	0.1	0.1	0.2	0.1	6.5	1.8	1.5	1.6	1.5	1.2
Thailand	578	15.3	5.1	3.8	3.2	3.3	3.0	7.8	2.0	2.1	1.8	2.8	2.4
Vanuatu	846	0.0	0.0	....	0.0	0.0	0.0	....	....	....	....	....	....
Vietnam	582	3.8	0.7	1.1	1.2	1.2	1.1	114.6	29.1	28.3	25.1	30.3	33.8
Asia n.s.	598	0.4	0.1	0.0	0.0	0.0	0.0	....	....	....	....	....	....
<b>Europe</b>	<b>170</b>	<b>2,986.6</b>	<b>758.3</b>	<b>803.0</b>	<b>567.5</b>	<b>718.0</b>	<b>730.3</b>	<b>3,528.1</b>	<b>865.0</b>	<b>894.2</b>	<b>773.2</b>	<b>807.1</b>	<b>800.1</b>
<b>Emerg. &amp; Dev. Europe</b>	<b>903</b>	<b>1,038.5</b>	<b>244.5</b>	<b>262.3</b>	<b>211.5</b>	<b>237.9</b>	<b>261.6</b>	<b>1,829.6</b>	<b>462.7</b>	<b>448.9</b>	<b>391.0</b>	<b>473.9</b>	<b>472.0</b>
Albania	914	1.3	0.4	0.5	0.2	0.3	0.3	0.2	0.1	0.0	0.0	0.0	....
Bosnia and Herzegovina	963	4.2	1.3	0.9	1.0	1.1	1.0	0.3	0.0	0.1	0.0	0.0	0.2
Bulgaria	918	39.5	11.1	7.7	13.4	8.0	11.9	26.2	6.8	6.3	5.3	10.6	7.8
Croatia	960	2.8	0.8	0.7	0.9	1.2	1.2	10.1	2.9	3.4	1.9	2.7	3.0
Faroe Islands	816	2.3	1.0	0.4	0.5	0.9	0.2	0.1	0.0	0.0	0.0	0.1	0.0
Gibraltar	823	1.4	0.5	0.1	0.0	0.0	43.5	0.0	0.0	....	....	....	0.0
Hungary	944	54.6	11.4	13.3	10.3	12.4	12.5	140.5	37.3	39.6	27.0	38.7	36.1
Kosovo	967	0.5	0.1	0.2	0.1	0.2	0.1	0.0	....	....	....	0.0	....
Macedonia, FYR	962	3.4	0.8	0.7	0.5	0.3	0.7	1.9	0.6	0.5	0.4	0.7	0.5
Montenegro	943	0.2	0.0	0.1	0.1	0.1	0.0	0.0	0.0	0.0	....	0.0	....
Poland	964	693.7	171.6	157.8	138.4	152.9	147.8	1,540.4	387.6	366.1	333.2	394.6	396.9
Romania	968	32.2	4.8	5.8	4.2	5.2	6.4	20.0	4.3	5.8	4.6	5.2	6.3
Serbia, Republic of	942	5.0	1.2	1.5	1.2	1.7	1.5	4.4	0.9	1.1	0.7	0.8	1.0
Turkey	186	197.5	39.4	72.7	40.8	53.5	34.6	85.4	22.2	25.9	17.8	20.4	20.3
<b>CIS</b>	<b>901</b>	<b>1,947.9</b>	<b>513.8</b>	<b>540.7</b>	<b>356.0</b>	<b>480.1</b>	<b>468.6</b>	<b>1,698.5</b>	<b>402.4</b>	<b>445.3</b>	<b>382.2</b>	<b>333.2</b>	<b>328.1</b>
Armenia	911	5.7	1.1	1.4	0.5	0.9	1.1	1.9	0.3	0.7	0.3	0.3	0.3
Azerbaijan, Rep. of	912	26.7	6.5	5.8	1.6	3.0	4.4	0.8	0.5	0.0	0.7	0.0	0.0
Belarus	913	182.3	48.6	45.7	26.2	31.3	36.9	333.4	82.0	63.2	50.6	60.9	55.9
Georgia	915	17.2	4.0	6.2	2.4	4.5	4.5	6.3	1.2	2.1	1.2	1.1	1.0
Kazakhstan	916	89.8	23.9	23.6	14.9	18.7	20.4	12.1	2.9	2.9	2.5	1.1	1.2
Kyrgyz Republic	917	18.0	3.3	6.0	2.6	6.3	1.6	3.3	0.6	1.2	1.0	2.1	1.2
Moldova	921	13.5	2.8	4.6	3.2	3.0	3.8	9.3	1.3	1.7	1.2	1.4	1.2
Russian Federation	922	1,386.1	362.7	390.3	245.5	343.9	334.7	1,211.9	282.7	339.1	294.9	230.4	232.3
Tajikistan	923	6.5	1.5	1.9	1.0	1.0	1.8	0.0	0.0	....	....	....	0.1
Turkmenistan	925	23.1	7.9	3.6	4.5	6.7	3.9	0.0	....	0.0	....	....	....
Ukraine	926	103.7	24.2	34.3	26.7	25.7	33.1	109.4	28.7	29.6	27.3	30.4	31.2
Uzbekistan	927	75.4	27.3	17.1	26.8	35.1	22.5	10.1	2.3	4.6	2.6	5.4	3.6
Europe n.s.	884	0.2	0.0	0.0	....	....	....	0.0	....	....	....	....	0.0
<b>Mid East, N Africa, Pak</b>	<b>440</b>	<b>487.9</b>	<b>137.7</b>	<b>171.4</b>	<b>115.2</b>	<b>66.6</b>	<b>92.5</b>	<b>19.5</b>	<b>3.9</b>	<b>3.6</b>	<b>5.0</b>	<b>3.5</b>	<b>4.0</b>
Afghanistan, I.R. of	512	2.5	0.6	0.7	0.7	0.5	0.5	0.2	0.0	....	0.0	0.0	0.0
Algeria	612	157.2	66.1	54.4	15.6	0.0	33.2	....	....	....	....	....	....
Bahrain, Kingdom of	419	2.0	0.1	0.1	0.1	0.1	0.0	0.0	0.0	0.0	0.0	0.0	0.0
Djibouti	611	0.5	0.1	0.0	9.6	0.1	0.1	....	....	....	....	....	....
Egypt	469	61.7	9.9	17.5	19.3	15.0	14.6	3.7	0.4	0.2	1.2	0.5	0.2
Iran, I.R. of	429	6.1	0.3	0.2	0.3	0.2	2.0	0.3	0.2	0.0	0.1	0.0	0.0
Iraq	433	3.2	1.1	0.9	0.7	0.9	1.3	0.0	....	0.0	0.0	0.0	....
Jordan	439	3.0	0.6	0.6	0.9	0.4	0.7	0.2	0.0	0.0	0.0	0.1	0.0
Kuwait	443	3.5	0.6	0.5	0.5	0.4	0.6	0.4	0.0	0.0	0.7	0.0	0.1
Lebanon	446	13.0	2.1	2.4	1.8	1.6	1.2	1.3	0.1	1.1	0.1	0.0	0.1
Libya	672	8.9	0.1	8.1	0.6	0.9	0.8	....	....	....	....	....	....
Mauritania	682	5.9	0.0	5.8	4.7	0.0	0.1	....	....	....	0.1	0.1	0.1
Morocco	686	9.0	2.6	1.5	7.1	2.5	3.2	2.0	0.4	0.3	1.1	0.4	0.3
Oman	449	1.1	0.6	0.2	0.4	0.3	0.9	0.4	0.4	0.0	....	....	....
Pakistan	564	18.3	4.3	5.3	3.5	2.9	3.1	3.7	0.9	0.8	1.0	1.0	1.1
Qatar	453	1.2	0.3	0.4	0.4	0.3	0.3	....	....	....	0.0	....	0.0
Saudi Arabia	456	92.9	19.3	57.5	20.4	10.4	13.7	0.4	0.1	0.1	0.0	0.0	0.1
Somalia	726	0.1	....	0.0	0.0	0.0	0.0	....	....	....	....	....	....
Sudan	732	0.0	....	0.0	0.1	0.0	....	0.0	....	....	....	....	....

# Latvia (941)

In Millions of U.S. Dollars

		Exports (FOB)						Imports (CIF)					
		2015	2015Q3	2015Q4	2016Q1	2016Q2	2016Q3	2015	2015Q3	2015Q4	2016Q1	2016Q2	2016Q3
Syrian Arab Republic	463	0.6	0.0	0.1	0.0	0.1	0.0	0.0	....	0.0	....	....	0.0
Tunisia	744	5.6	1.6	1.8	2.5	1.6	0.5	0.3	0.1	0.0	0.1	0.0	0.1
United Arab Emirates	466	91.4	27.4	13.3	26.2	23.1	15.6	6.5	1.3	0.9	0.7	1.3	1.9
West Bank and Gaza	487	0.0	....	....	0.0	0.0	....	....	....	....	....	....	....
Yemen, Republic of	474	0.1	0.0	0.1	....	5.5	0.0	....	....	....	....	....	....
<b>Sub-Saharan Africa</b>	<b>603</b>	<b>79.8</b>	<b>13.7</b>	<b>31.3</b>	<b>42.3</b>	<b>28.2</b>	<b>10.0</b>	<b>7.9</b>	<b>2.5</b>	<b>1.3</b>	<b>0.8</b>	<b>0.9</b>	<b>1.5</b>
Angola	614	12.7	3.7	4.0	0.6	0.5	3.8	....	....	....	....	....	....
Benin	638	0.7	0.2	0.1	0.2	0.1	0.0	....	....	....	....	....	0.0
Botswana	616	....	....	....	0.0	....	0.0	....	....	....	....	....	....
Burkina Faso	748	1.0	0.3	0.2	0.2	0.1	0.0	0.1	....	0.1	0.1	0.1	0.1
Burundi	618	0.0	0.0	0.0	0.0	0.0	0.0	....	....	....	....	....	....
Cabo Verde	624	....	....	....	0.0	....	0.0	....	....	....	....	....	....
Cameroon	622	0.5	0.1	0.1	0.0	0.0	0.0	....	....	....	....	....	....
Central African Rep.	626	....	....	....	....	0.0	....	....	....	....	....	....	....
Chad	628	0.1	0.0	0.0	9.1	0.0	0.1	0.0	....	0.0	....	0.0	....
Comoros	632	0.0	0.0	0.0	....	....	....	0.0	0.0	0.0	0.0	0.0	....
Congo, Dem. Rep. of	636	0.4	0.0	0.2	....	0.0	0.1	....	....	....	....	....	....
Congo, Republic of	634	0.5	0.1	0.2	0.2	0.3	0.0	....	....	....	....	....	....
Côte d'Ivoire	662	0.3	0.1	0.1	0.0	0.2	0.0	0.0	0.0	....	0.1	....	....
Equatorial Guinea	642	0.6	0.1	0.2	0.1	0.2	0.1	....	....	....	....	....	....
Ethiopia	644	0.5	0.3	0.1	9.9	0.0	0.1	....	....	....	....	0.0	....
Gabon	646	0.3	0.0	0.1	0.1	0.1	0.0	....	....	....	....	....	....
Gambia, The	648	0.4	0.1	0.1	0.0	0.1	0.1	....	....	....	....	....	....
Ghana	652	2.0	0.6	0.5	1.0	1.4	0.2	4.9	1.6	0.8	0.1	0.0	0.3
Guinea	656	8.1	0.0	0.2	0.1	0.1	0.0	....	....	....	....	....	....
Guinea-Bissau	654	0.0	0.0	....	....	0.0	....	....	....	....	....	....	....
Kenya	664	15.4	0.2	15.0	8.1	16.6	0.2	0.0	0.0	0.0	0.0	0.0	....
Liberia	668	0.6	0.2	0.1	0.1	0.1	0.1	....	....	....	....	....	....
Madagascar	674	1.5	0.5	0.2	0.0	0.1	0.1	0.1	0.0	0.0	0.0	0.0	0.0
Mali	678	0.2	0.0	0.0	0.0	0.2	0.0	0.0	....	....	....	....	....
Mauritius	684	0.2	0.0	0.1	0.0	0.1	0.0	0.2	0.1	0.0	0.0	0.0	0.0
Mozambique	688	0.3	0.1	0.1	0.0	0.1	0.0	0.3	....	....	....	....	....
Namibia	728	0.1	0.0	0.0	0.0	0.0	0.0	0.0	....	....	0.0	....	0.0
Niger	692	1.4	0.2	0.2	....	0.1	0.2	....	....	....	....	....	....
Nigeria	694	2.7	0.5	1.0	2.6	0.9	0.5	0.1	0.0	0.0	0.0	0.0	0.0
Rwanda	714	0.5	0.0	0.4	0.5	0.2	0.0	0.0	....	0.0	....	0.0	0.0
São Tomé & Príncipe	716	0.0	0.0	....	....	0.0	....	....	....	....	....	....	....
Senegal	722	0.9	0.0	0.1	0.0	3.5	0.1	0.2	0.2	....	0.0	....	0.0
Seychelles	718	0.8	0.5	0.2	0.1	0.0	0.1	0.4	0.2	....	0.3	0.2	0.2
Sierra Leone	724	1.0	0.3	0.4	0.2	0.4	0.1	....	....	....	....	....	....
South Africa	199	11.8	2.9	3.2	2.2	2.6	3.4	1.4	0.3	0.3	0.2	0.4	0.7
South Sudan, Rep. of	733	0.1	0.1	0.0	0.0	0.0	0.0	0.0	0.0	0.0	....	....	....
Swaziland	734	....	....	....	....	....	....	0.0	....	....	....	0.0	....
Tanzania	738	1.5	0.0	1.4	0.3	0.0	0.0	0.0	....	0.0	0.0	0.1	0.0
Togo	742	10.7	1.9	1.2	0.1	0.1	0.3	0.0	....	0.0	....	....	....
Uganda	746	2.1	0.5	1.5	6.3	0.2	0.0	0.0	....	0.0	0.0	0.0	0.1
Zambia	754	0.0	0.0	0.0	0.0	0.0	0.0	....	....	....	....	0.0	0.0
Zimbabwe	698	0.0	0.0	0.0	0.0	0.0	0.0	0.0	0.0	0.0	....	0.0	....
Africa n.s.	799	0.1	....	....	....	....	....	....	....	....	....	....	....
<b>Western Hemisphere</b>	<b>205</b>	<b>66.1</b>	<b>17.9</b>	<b>14.6</b>	<b>10.7</b>	<b>17.6</b>	<b>17.0</b>	<b>33.1</b>	<b>6.6</b>	<b>5.8</b>	<b>5.7</b>	<b>25.1</b>	<b>5.0</b>
Anguilla	312	0.0	0.0	....	....	....	....	....	....	....	0.0	....	....
Antigua and Barbuda	311	0.8	0.2	0.1	0.1	0.1	0.1	....	....	....	....	....	0.0
Argentina	213	4.3	1.2	1.0	0.8	0.8	0.6	18.2	2.8	2.3	2.6	1.9	2.1
Aruba	314	0.0	....	....	....	....	....	....	....	....	....	....	....
Bahamas, The	313	0.8	0.1	0.4	0.1	0.1	0.1	0.0	....	....	....	....	....
Barbados	316	0.1	0.0	0.0	0.0	0.0	0.0	....	....	....	....	....	....
Belize	339	0.3	0.1	0.1	0.0	0.1	0.0	....	....	....	....	....	0.1
Bermuda	319	0.2	0.0	....	0.8	2.1	0.0	....	....	....	....	19.4	....
Bolivia	218	0.5	0.1	0.2	0.3	0.1	0.1	0.0	....	0.0	0.0	....	0.1
Brazil	223	8.9	2.0	1.3	0.9	1.1	1.8	4.1	0.9	1.0	0.6	1.0	0.6

# Latvia (941)

In Millions of U.S. Dollars

		Exports (FOB)						Imports (CIF)					
		2015	2015Q3	2015Q4	2016Q1	2016Q2	2016Q3	2015	2015Q3	2015Q4	2016Q1	2016Q2	2016Q3
Chile	228	7.7	2.1	1.7	0.9	1.6	1.0	4.3	1.2	0.8	0.8	1.2	0.7
Colombia	233	2.3	0.5	0.6	0.4	0.7	1.1	0.1	0.0	0.0	0.0	0.1	0.1
Costa Rica	238	0.5	0.1	0.1	0.1	0.2	0.2	0.1	0.0	0.0	0.0	0.0	0.0
Curacao	354	0.1	0.0	0.0	0.1	0.0	....	....	....	....	0.0	....	....
Dominica	321	0.1	....	0.1	....	....	....	....	....	....	....	0.0	....
Dominican Republic	243	1.0	0.4	0.2	0.2	0.2	0.3	0.2	0.0	0.0	0.0	0.0	0.0
Ecuador	248	4.2	1.1	1.1	0.7	0.5	1.0	0.0	0.0	....	0.0	0.0	0.0
El Salvador	253	0.2	0.1	0.0	0.0	0.1	0.0	0.0	0.0	0.0	0.0	0.0	0.0
Falkland Islands	323	0.1	....	0.0	....	....	0.0	....	....	....	....	....	....
Greenland	326	0.1	0.0	0.0	0.1	0.0	0.0	0.1	....	....	....	....	....
Guatemala	258	0.5	0.2	0.2	0.2	0.2	0.2	0.0	....	0.0	....	0.0	....
Guyana	336	0.1	....	0.0	....	....	....	....	....	....	....	....	....
Haiti	263	0.0	0.0	....	....	0.0	0.0	....	....	....	....	0.0	....
Honduras	268	0.6	0.3	0.2	0.2	0.2	0.3	0.0	0.0	0.0	0.0	0.0	0.0
Jamaica	343	0.0	....	0.0	0.0	0.0	0.0	....	....	....	....	....	....
Mexico	273	6.9	1.4	1.7	1.8	1.9	1.6	5.6	1.4	1.5	1.6	1.5	1.3
Nicaragua	278	0.2	0.1	0.1	0.1	0.0	0.1	0.1	....	0.0	0.0	0.0	0.0
Panama	283	2.0	0.5	0.5	0.2	0.4	0.6	0.0	0.0	0.0	0.0	0.0	0.0
Paraguay	288	17.1	4.9	3.5	1.5	5.6	6.4	0.1	0.0	0.0	0.0	0.0	0.0
Peru	293	4.1	1.2	0.6	0.8	1.0	0.8	0.2	0.1	0.1	0.0	0.0	0.0
Sint Maarten	352	0.1	0.0	....	0.0	....	0.0	....	....	....	....	....	0.0
St. Kitts and Nevis	361	0.3	0.1	0.1	0.0	0.0	0.0	....	....	....	....	....	....
St. Vincent & Grens.	364	0.2	0.0	0.1	0.1	0.0	0.1	....	....	....	0.0	....	....
Suriname	366	0.0	....	0.0	0.0	....	0.0	0.0	....	0.0	....	....	....
Trinidad and Tobago	369	0.0	0.0	0.0	0.0	0.0	0.0	....	....	....	....	....	0.0
Uruguay	298	0.6	0.2	0.1	0.1	0.4	0.2	0.1	0.0	....	0.0	0.0	0.0
Venezuela, Rep. Bol.	299	0.0	....	0.0	0.0	0.0	0.0	....	....	....	....	....	....
Western Hem. n.s.	399	1.2	0.8	0.3	0.1	0.2	0.2	....	....	....	....	....	....
<b>Other Countries n.i.e</b>	910	<b>0.2</b>	<b>0.1</b>	<b>....</b>	<b>0.0</b>	<b>0.0</b>	<b>....</b>	<b>....</b>	<b>....</b>	<b>....</b>	<b>0.1</b>	<b>....</b>	<b>....</b>
Cuba	928	0.1	0.0	....	0.0	0.0	....	....	....	....	0.1	....	....
Korea, Dem. People's Rep.	954	0.1	0.1	....	....	....	....	....	....	....	....	....	....
<b>Special Categories</b>	899	<b>36.9</b>	<b>10.6</b>	<b>8.2</b>	<b>6.6</b>	<b>8.1</b>	<b>8.9</b>	<b>....</b>	<b>....</b>	<b>....</b>	<b>....</b>	<b>....</b>	<b>....</b>
<b>Countries &amp; Areas n.s.</b>	898	<b>7.9</b>	<b>3.9</b>	<b>3.1</b>	<b>2.0</b>	<b>2.3</b>	<b>2.7</b>	<b>....</b>	<b>....</b>	<b>....</b>	<b>....</b>	<b>....</b>	<b>....</b>
<b>Memorandum Items</b>													
Africa	605	258.0	84.0	94.8	81.8	32.3	47.0	10.2	3.0	1.6	2.1	1.4	2.0
Middle East	405	288.8	62.4	101.9	71.4	59.1	51.8	13.4	2.4	2.4	2.7	2.0	2.4
European Union	998	8,369.7	2,128.5	2,127.9	1,913.3	2,125.0	2,180.4	11,489.4	3,045.0	2,893.9	2,531.3	2,977.2	2,971.4
Export earnings: fuel	080	1,917.4	523.3	566.5	345.8	417.6	438.8	1,233.1	288.1	343.1	299.6	233.0	235.8
Export earnings: nonfuel	092	10,212.4	2,569.3	2,639.1	2,362.9	2,595.4	2,669.0	13,243.2	3,480.9	3,297.4	2,912.7	3,395.0	3,391.9

# Lebanon (446)

In Millions of U.S. Dollars

		Exports (FOB)						Imports (CIF)					
		2015	2015Q3	2015Q4	2016Q1	2016Q2	2016Q3	2015	2015Q3	2015Q4	2016Q1	2016Q2	2016Q3
IFS World		3,981.5	958.6	964.6	828.7	....	....	18,439.2	4,531.0	4,967.3	4,744.4	....	....
World	001	2,952.4	680.9	718.7	593.1	665.7	536.7	18,068.8	4,438.7	4,848.1	4,704.1	4,877.9	4,596.4
Advanced Economies	110	579.4	119.2	147.6	114.5	128.5	103.6	9,256.9	2,260.4	2,533.5	2,622.3	2,719.1	2,562.2
Euro Area	163	264.7	52.0	61.2	47.3	53.0	42.8	6,005.4	1,466.8	1,705.8	1,869.5	1,938.5	1,826.6
Austria	122	1.9	0.4	0.5	0.4 r	0.5 r	0.4 r	77.8	18.8	21.9	22.3 r	23.1 r	21.8 r
Belgium	124	18.8	6.6	2.0	1.3 r	1.4 r	1.2 r	289.3	68.9	75.0	68.3 r	70.8 r	66.7 r
Cyprus	423	12.1	2.7	3.6	2.6 r	2.9 r	2.3 r	18.0	3.8	6.4	8.0 r	8.3 r	7.8 r
Estonia	939	0.1	....	....	....	....	....	14.1	0.4	0.6	0.5 r	0.6 r	0.5 r
Finland	172	0.4	0.1	0.2	0.1 r	0.1 r	0.1 r	34.7	10.0	6.3	6.2 r	6.4 r	6.0 r
France	132	44.7	9.2	11.3	10.2 r	11.5 r	9.2 r	1,083.9	209.0	274.4	272.0 r	282.1 r	265.8 r
Germany	134	50.7	6.5	10.4	7.1 r	8.0 r	6.4 r	1,222.4	320.7	324.8	247.6 r	256.8 r	242.0 r
Greece	174	16.2	1.8	6.3	4.1 r	4.6 r	3.7 r	785.2	221.9	201.1	167.0 r	173.2 r	163.2 r
Ireland	178	0.7	0.1	0.3	0.1 r	0.1 r	0.1 r	122.6	36.8	28.7	20.4 r	21.1 r	19.9 r
Italy	136	43.7	10.5	11.2	7.2 r	8.1 r	6.5 r	1,285.8	366.2	287.5	252.7 r	262.1 r	246.9 r
Latvia	941	0.7	0.2	0.1	0.2 r	0.2 r	0.1 r	13.6	2.7	1.9	1.0 r	1.0 r	0.9 r
Lithuania	946	0.1	0.0	0.0	0.1 r	0.1 r	0.1 r	5.2	1.1	1.3	0.5 r	0.6 r	0.5 r
Luxembourg	137	0.0	....	0.0	....	....	....	3.2	1.4	0.5	0.4 r	0.4 r	0.4 r
Malta	181	0.7	0.2	0.1	0.1 r	0.1 r	0.1 r	2.9	0.2	0.5	0.8 r	0.8 r	0.8 r
Netherlands	138	28.2	3.9	5.5	3.6 r	4.0 r	3.2 r	449.5	41.4	299.1	681.0 r	706.2 r	665.4 r
Portugal	182	2.2	0.6	1.1	1.1 r	1.2 r	1.0 r	75.0	20.4	17.1	13.2 r	13.7 r	12.9 r
Slovak Republic	936	0.0	0.0	....	....	....	....	35.7	9.2	11.8	11.0 r	11.4 r	10.7 r
Slovenia	961	5.1	0.0	1.7	....	....	....	12.1	2.4	3.4	3.1 r	3.3 r	3.1 r
Spain	184	38.5	9.1	6.8	9.2 r	10.3 r	8.3 r	474.5	131.5	143.6	93.3 r	96.7 r	91.1 r
Australia	193	12.9	2.1	3.3	2.3 r	2.6 r	2.1 r	45.8	9.5	10.7	11.7 r	12.1 r	11.4 r
Canada	156	19.6	4.1	5.7	4.8 r	5.4 r	4.3 r	101.5	23.9	23.6	21.4 r	22.1 r	20.9 r
China,P.R.: Hong Kong	532	16.5	10.6	2.4	4.2 r	4.7 r	3.8 r	25.3	7.4	5.1	4.7 r	4.9 r	4.6 r
China,P.R.: Macao	546	....	....	....	....	....	....	0.1	0.0	0.0	0.0 r	0.0 r	0.0 r
Czech Republic	935	1.0	0.1	0.4	0.0 r	0.1 r	0.0 r	71.6	17.4	18.9	15.0 r	15.6 r	14.7 r
Denmark	128	4.2	0.8	1.7	1.1 r	1.3 r	1.0 r	143.1	30.7	31.5	23.6 r	24.4 r	23.0 r
Iceland	176	0.1	0.0	0.0	0.0 r	0.0 r	0.0 r	0.0	0.0	0.0	0.0 r	0.0 r	0.0 r
Japan	158	2.9	0.5	1.0	1.5 r	1.6 r	1.3 r	400.5	107.5	102.4	94.0 r	97.5 r	91.9 r
Korea, Republic of	542	64.8	17.1	14.1	8.3 r	9.3 r	7.5 r	240.0	62.6	59.6	57.3 r	59.5 r	56.0 r
New Zealand	196	1.2	0.1	0.4	0.6 r	0.6 r	0.5 r	10.7	2.0	4.9	3.9 r	4.0 r	3.8 r
Norway	142	0.4	0.1	0.2	0.2 r	0.2 r	0.2 r	20.3	4.4	6.6	5.4 r	5.6 r	5.3 r
Singapore	576	1.7	0.1	0.2	0.0 r	0.0 r	0.0 r	32.9	6.9	11.2	14.3 r	14.9 r	14.0 r
Sweden	144	15.0	3.2	5.0	4.1 r	4.6 r	3.7 r	85.2	19.3	23.6	17.6 r	18.2 r	17.2 r
Switzerland	146	64.2	9.7	14.6	11.1 r	12.4 r	10.0 r	426.0	100.2	103.8	134.7 r	139.7 r	131.6 r
Taiwan Prov.of China	528	1.0	0.3	0.2	0.0 r	0.0 r	0.0 r	107.2	27.1	24.5	23.5 r	24.4 r	23.0 r
United Kingdom	112	44.9	7.1	15.5	5.4 r	6.1 r	4.9 r	516.9	130.5	124.1	98.3 r	101.9 r	96.1 r
United States	111	64.1	11.5	21.6	23.7 r	26.6 r	21.4 r	1,024.4	244.5	277.2	227.3 r	235.7 r	222.1 r
<b>Emerg. &amp; Dev. Economies</b>	<b>200</b>	<b>2,341.8</b>	<b>556.3</b>	<b>563.6</b>	<b>472.0</b>	<b>529.7</b>	<b>427.1</b>	<b>8,691.5</b>	<b>2,160.6</b>	<b>2,304.5</b>	<b>2,069.7</b>	<b>2,146.1</b>	<b>2,022.3</b>
<b>Emerg. &amp; Dev. Asia</b>	<b>505</b>	<b>79.3</b>	<b>35.1</b>	<b>9.3</b>	<b>5.1</b>	<b>5.7</b>	<b>4.6</b>	<b>3,045.3</b>	<b>829.1</b>	<b>715.5</b>	<b>607.5</b>	<b>630.0</b>	<b>593.6</b>
American Samoa	859	0.0	....	0.0	....	....	....	0.0	....	....	....	....	....
Bangladesh	513	40.0	24.0	0.3	0.1 r	0.1 r	0.1 r	36.8	9.8	8.6	7.7 r	8.0 r	7.6 r
Bhutan	514	0.1	....	0.0	....	....	....	0.0	....	0.0	....	....	....
Brunei Darussalam	516	0.2	0.0	0.0	....	....	....	....	....	....	....	....	....
Cambodia	522	....	....	....	....	....	....	10.4	3.1	2.3	1.5 r	1.5 r	1.4 r
China,P.R.: Mainland	924	9.9	2.4	1.5	1.2 r	1.3 r	1.1 r	2,074.4	559.7	492.2	418.2 r	433.7 r	408.7 r
Fiji	819	0.1	0.1	....	....	....	....	0.0	0.0	....	....	....	....
F.T. French Polynesia	887	....	....	....	....	....	....	0.1	0.0	....	....	....	....
F.T. New Caledonia	839	....	....	....	....	....	....	0.0	....	0.0	....	....	....
Guam	829	....	....	....	....	....	....	0.0	....	....	....	....	....
India	534	20.0	7.2	4.9	1.7 r	1.9 r	1.5 r	322.8	90.4	74.0	60.2 r	62.4 r	58.8 r
Indonesia	536	2.2	0.3	0.5	0.6 r	0.6 r	0.5 r	100.9	25.3	25.4	21.1 r	21.9 r	20.7 r
Kiribati	826	....	....	....	....	....	....	0.0	....	....	....	....	....
Lao People's Dem.Rep	544	....	....	....	....	....	....	0.1	0.0	0.0	0.0 r	0.0 r	0.0 r
Malaysia	548	2.9	0.4	1.1	0.7 r	0.8 r	0.6 r	83.2	19.6	20.6	16.4 r	17.0 r	16.0 r
Maldives	556	0.6	0.1	0.1	0.0 r	0.0 r	0.0 r	0.1	0.0	0.0	0.0 r	0.0 r	0.0 r
Mongolia	948	....	....	....	....	....	....	0.0	0.0	0.0	....	....	....
Myanmar	518	0.2	....	0.2	0.5 r	0.5 r	0.4 r	1.0	0.4	0.3	0.3 r	0.3 r	0.3 r

# Lebanon (446)

In Millions of U.S. Dollars

		Exports (FOB)						Imports (CIF)					
		2015	2015Q3	2015Q4	2016Q1	2016Q2	2016Q3	2015	2015Q3	2015Q4	2016Q1	2016Q2	2016Q3
Nauru	836	....	....	....	....	....	....	0.0	....	....	....	....	....
Nepal	558	0.0	....	....	....	....	....	0.8	0.1	0.3	0.2 r	0.2 r	0.2 r
Papua New Guinea	853	....	....	....	....	....	....	0.0	....	....	....	....	....
Philippines	566	0.5	0.1	0.2	0.0 r	0.0 r	0.0 r	12.4	2.9	3.1	2.7 r	2.8 r	2.6 r
Solomon Islands	813	....	....	....	....	....	....	0.0	....	....	....	....	....
Sri Lanka	524	0.3	0.1	0.1	0.1 r	0.1 r	0.0 r	23.0	5.6	4.5	5.0 r	5.2 r	4.9 r
Thailand	578	2.2	0.5	0.4	0.3 r	0.4 r	0.3 r	275.8	83.9	59.4	53.3 r	55.3 r	52.1 r
Tonga	866	....	....	....	....	....	....	0.0	0.0	....	....	....	....
Vietnam	582	0.2	0.0	0.1	....	....	....	103.4	28.1	24.7	20.8 r	21.6 r	20.4 r
Asia n.s.	598	0.0	0.0	0.0	....	....	....	0.1	0.1	0.0	....	....	....
<b>Europe</b>	<b>170</b>	<b>111.1</b>	<b>16.2</b>	<b>27.0</b>	<b>32.2</b>	<b>36.2</b>	<b>29.1</b>	<b>2,569.5</b>	<b>625.8</b>	<b>580.6</b>	<b>507.3</b>	<b>526.0</b>	<b>495.7</b>
<b>Emerg. &amp; Dev. Europe</b>	<b>903</b>	<b>99.2</b>	<b>14.6</b>	<b>23.9</b>	<b>27.8</b>	<b>31.2</b>	<b>25.2</b>	<b>1,446.2</b>	<b>370.0</b>	<b>335.5</b>	<b>300.5</b>	<b>311.6</b>	<b>293.6</b>
Albania	914	1.1	....	0.0	....	....	....	1.6	0.4	0.5	0.2 r	0.2 r	0.2 r
Bosnia and Herzegovina	963	0.0	....	0.0	0.0 r	0.0 r	0.0 r	1.8	0.4	0.6	0.5 r	0.6 r	0.5 r
Bulgaria	918	7.3	1.1	1.6	1.5 r	1.7 r	1.4 r	90.4	33.8	14.6	8.8 r	9.1 r	8.6 r
Croatia	960	0.0	0.0	0.0	0.0 r	0.0 r	0.0 r	41.3	5.4	8.0	11.7 r	12.2 r	11.5 r
Faroe Islands	816	....	....	....	....	....	....	0.0	0.0	....	....	....	....
Hungary	944	0.3	0.1	0.1	0.1 r	0.1 r	0.1 r	116.2	26.3	28.1	31.1 r	32.3 r	30.4 r
Macedonia, FYR	962	5.4	0.0	....	....	....	....	2.0	0.3	0.3	0.1 r	0.1 r	0.1 r
Poland	964	5.8	1.4	2.7	0.0 r	0.0 r	0.0 r	97.7	23.5	26.9	21.9 r	22.7 r	21.4 r
Romania	968	1.7	0.4	0.3	0.3 r	0.3 r	0.2 r	422.0	116.2	81.1	83.1 r	86.1 r	81.2 r
Serbia, Republic of	942	0.1	0.0	0.1	0.3 r	0.3 r	0.3 r	17.0	5.5	1.4	0.7 r	0.8 r	0.7 r
Turkey	186	77.5	11.6	19.0	25.6 r	28.8 r	23.2 r	656.2	158.3	174.1	142.3 r	147.5 r	139.0 r
<b>CIS</b>	<b>901</b>	<b>11.8</b>	<b>1.6</b>	<b>3.1</b>	<b>4.4</b>	<b>4.9</b>	<b>4.0</b>	<b>1,123.3</b>	<b>255.8</b>	<b>245.1</b>	<b>206.8</b>	<b>214.5</b>	<b>202.1</b>
Armenia	911	1.2	0.2	0.4	0.2 r	0.3 r	0.2 r	0.2	0.0	0.1	0.1 r	0.1 r	0.1 r
Azerbaijan, Rep. of	912	3.2	0.3	0.6	0.5 r	0.5 r	0.4 r	17.3	11.0	6.3	....	....	....
Belarus	913	0.0	0.0	0.0	....	....	....	0.7	0.2	0.2	0.0 r	0.0 r	0.0 r
Georgia	915	0.2	0.1	0.1	0.0 r	0.0 r	0.0 r	0.2	0.0	0.0	0.0 r	0.0 r	0.0 r
Kazakhstan	916	0.5	0.1	0.2	0.0 r	0.0 r	0.0 r	2.9	0.1	2.8	0.1 r	0.2 r	0.1 r
Kyrgyz Republic	917	0.0	....	....	....	....	....	0.3	0.1	....	....	....	....
Moldova	921	0.4	0.1	....	....	....	....	20.6	0.6	4.7	3.6 r	3.7 r	3.5 r
Russian Federation	922	5.6	0.6	1.6	3.5 r	4.0 r	3.2 r	824.6	184.9	168.9	124.9 r	129.5 r	122.0 r
Tajikistan	923	....	....	....	....	....	....	0.1	0.0	....	....	....	....
Turkmenistan	925	0.0	....	....	....	....	....	0.1	0.0	0.0	....	....	....
Ukraine	926	0.6	0.1	0.2	0.1 r	0.1 r	0.1 r	256.1	58.8	62.1	77.9 r	80.8 r	76.2 r
Uzbekistan	927	0.0	....	....	....	....	....	0.2	0.1	0.0	0.1 r	0.1 r	0.1 r
Europe n.s.	884	0.1	0.0	0.1	....	....	....	0.0	....	0.0	0.0 r	0.0 r	0.0 r
<b>Mid East, N Africa, Pak</b>	<b>440</b>	<b>1,610.3</b>	<b>387.3</b>	<b>400.0</b>	<b>346.5</b>	<b>388.8</b>	<b>313.5</b>	<b>2,214.5</b>	<b>473.4</b>	<b>770.9</b>	<b>774.2</b>	<b>802.8</b>	<b>756.5</b>
Afghanistan, I.R. of	512	1.2	0.4	....	....	....	....	0.4	0.1	0.1	0.0 r	0.0 r	0.0 r
Algeria	612	31.8	6.9	9.3	7.1 r	8.0 r	6.4 r	42.8	6.4	7.4	4.5 r	4.7 r	4.4 r
Bahrain, Kingdom of	419	19.7	3.2	5.5	4.7 r	5.3 r	4.3 r	19.1	5.3	4.5	3.2 r	3.3 r	3.1 r
Djibouti	611	4.8	0.9	1.0	0.6 r	0.7 r	0.5 r	0.1	0.0	....	....	....	....
Egypt	469	88.2	20.5	22.9	15.4 r	17.3 r	14.0 r	461.5	100.1	110.2	84.2 r	87.3 r	82.3 r
Iran, I.R. of	429	10.8	3.8	4.8	4.7 r	5.3 r	4.3 r	50.6	7.5	16.0	16.0 r	16.6 r	15.6 r
Iraq	433	224.6	57.1	53.4	59.0 r	66.2 r	53.3 r	3.5	0.7	0.8	1.1 r	1.1 r	1.0 r
Jordan	439	112.3	29.7	28.9	21.2 r	23.8 r	19.2 r	133.2	33.2	35.1	24.6 r	25.5 r	24.0 r
Kuwait	443	67.5	18.7	16.6	17.1 r	19.2 r	15.5 r	328.6	8.4	310.2	393.4 r	407.9 r	384.4 r
Libya	672	15.4	5.7	5.0	1.8 r	2.0 r	1.6 r	33.2	12.6	4.6	....	....	....
Mauritania	682	1.0	0.2	0.3	0.2 r	0.2 r	0.2 r	1.9	0.4	0.5	0.3 r	0.3 r	0.3 r
Morocco	686	12.1	2.5	3.3	3.3 r	3.7 r	3.0 r	87.5	25.2	21.2	25.8 r	26.7 r	25.2 r
Oman	449	24.4	7.2	6.6	5.8 r	6.5 r	5.2 r	21.7	5.9	5.9	4.3 r	4.5 r	4.2 r
Pakistan	564	2.3	0.6	0.6	0.1 r	0.2 r	0.1 r	29.1	6.4	7.3	5.6 r	5.8 r	5.5 r
Qatar	453	78.7	16.4	17.0	14.8 r	16.6 r	13.4 r	22.7	4.8	8.0	6.2 r	6.4 r	6.0 r
Saudi Arabia	456	356.5	76.9	81.1	78.8 r	88.5 r	71.3 r	380.0	106.4	98.3	80.3 r	83.2 r	78.4 r
Somalia	726	0.4	0.1	0.2	0.1 r	0.1 r	0.1 r	0.1	0.1	0.0	0.0 r	0.0 r	0.0 r
Sudan	732	17.3	4.0	5.1	4.1 r	4.5 r	3.7 r	39.6	9.6	7.0	6.9 r	7.1 r	6.7 r
Syrian Arab Republic	463	209.8	55.1	52.1	41.8 r	46.9 r	37.8 r	137.6	33.2	35.7	39.3 r	40.7 r	38.4 r
Tunisia	744	11.7	6.6	1.4	1.4 r	1.6 r	1.3 r	32.1	7.0	5.1	4.6 r	4.8 r	4.5 r
United Arab Emirates	466	312.8	70.2	82.8	61.9 r	69.5 r	56.0 r	388.0	99.9	92.8	74.0 r	76.7 r	72.3 r
Yemen, Republic of	474	7.1	0.7	2.0	2.5 r	2.8 r	2.2 r	1.2	0.3	0.1	0.2 r	0.2 r	0.1 r



# Lebanon (446)

In Millions of U.S. Dollars

		Exports (FOB)						Imports (CIF)					
		2015	2015Q3	2015Q4	2016Q1	2016Q2	2016Q3	2015	2015Q3	2015Q4	2016Q1	2016Q2	2016Q3
Middle East n.s.	489	....	....	....	....	....	....	0.1	....	0.1	0.1 r	0.1 r	0.1 r
<b>Sub-Saharan Africa</b>	<b>603</b>	<b>509.3</b>	<b>115.0</b>	<b>124.8</b>	<b>85.5</b>	<b>96.0</b>	<b>77.4</b>	<b>312.0</b>	<b>78.0</b>	<b>83.9</b>	<b>59.2</b>	<b>61.4</b>	<b>57.9</b>
Angola	614	21.8	4.4	4.3	2.7 r	3.0 r	2.4 r	0.0	0.0	....	....	....	....
Benin	638	8.3	2.3	2.3	2.0 r	2.3 r	1.8 r	37.4	11.2	13.6	10.5 r	10.9 r	10.3 r
Burkina Faso	748	3.8	0.8	1.2	1.6 r	1.8 r	1.5 r	0.4	0.0	0.1	....	....	....
Burundi	618	0.1	0.0	....	....	....	....	....	....	....	....	....	....
Cabo Verde	624	0.4	0.2	0.0	....	....	....	0.0	....	....	....	....	....
Cameroon	622	5.3	1.1	1.7	1.3 r	1.5 r	1.2 r	4.4	0.8	1.9	1.9 r	1.9 r	1.8 r
Central African Rep.	626	2.9	0.3	1.2	0.6 r	0.7 r	0.6 r	0.0	....	0.0	0.1 r	0.1 r	0.1 r
Chad	628	0.5	0.1	0.2	0.3 r	0.3 r	0.2 r	0.0	....	....	....	....	....
Comoros	632	0.1	....	0.1	....	....	....	0.0	0.0	0.0	0.0 r	0.0 r	0.0 r
Congo, Republic of	634	47.4	11.3	9.2	6.2 r	6.9 r	5.6 r	0.5	0.1	0.2	0.2 r	0.2 r	0.2 r
Côte d'Ivoire	662	33.1	7.1	8.8	7.2 r	8.0 r	6.5 r	6.4	1.9	1.7	2.0 r	2.0 r	1.9 r
Equatorial Guinea	642	8.5	2.9	2.0	1.6 r	1.8 r	1.4 r	0.7	0.2	0.3	0.3 r	0.4 r	0.3 r
Eritrea	643	0.1	0.0	0.0	....	....	....	....	....	....	....	....	....
Ethiopia	644	2.7	0.6	0.1	0.0 r	0.0 r	0.0 r	1.0	0.4	0.3	0.0 r	0.0 r	0.0 r
Gabon	646	15.9	3.4	3.3	2.3 r	2.5 r	2.1 r	0.7	0.2	0.3	0.1 r	0.1 r	0.1 r
Gambia, The	648	2.4	0.6	0.7	0.4 r	0.4 r	0.3 r	0.0	0.0	0.0	....	....	....
Ghana	652	28.2	6.5	8.0	7.0 r	7.8 r	6.3 r	8.2	2.2	1.5	1.4 r	1.4 r	1.3 r
Guinea	656	13.5	3.1	3.7	3.0 r	3.4 r	2.7 r	3.0	0.7	2.3	2.1 r	2.2 r	2.1 r
Guinea-Bissau	654	0.3	0.1	0.1	0.0 r	0.0 r	0.0 r	0.0	0.0	....	....	....	....
Kenya	664	2.4	0.8	0.6	0.6 r	0.6 r	0.5 r	2.4	0.9	0.5	0.1 r	0.1 r	0.1 r
Lesotho	666	....	....	....	....	....	....	0.4	0.1	0.1	0.3 r	0.3 r	0.3 r
Liberia	668	21.3	5.9	5.3	4.5 r	5.1 r	4.1 r	0.1	....	0.0	....	....	....
Madagascar	674	0.0	0.0	0.0	0.0 r	0.0 r	0.0 r	1.3	0.2	0.2	0.2 r	0.2 r	0.1 r
Malawi	676	0.2	0.1	0.1	....	....	....	0.2	0.2	....	....	....	....
Mali	678	3.4	0.9	0.8	1.2 r	1.4 r	1.1 r	10.7	0.8	1.3	0.4 r	0.4 r	0.4 r
Mauritius	684	0.1	0.0	....	....	....	....	0.9	0.3	0.2	0.2 r	0.2 r	0.2 r
Mozambique	688	1.0	0.0	0.2	0.2 r	0.2 r	0.2 r	1.4	0.4	0.3	0.3 r	0.3 r	0.3 r
Namibia	728	0.0	....	....	....	....	....	0.5	0.3	0.1	0.2 r	0.2 r	0.2 r
Niger	692	1.2	0.4	0.1	0.3 r	0.4 r	0.3 r	0.0	....	0.0	0.0 r	0.0 r	0.0 r
Nigeria	694	42.5	10.0	13.1	10.1 r	11.4 r	9.2 r	4.2	1.3	0.7	0.6 r	0.6 r	0.6 r
Rwanda	714	0.6	0.3	0.0	0.0 r	0.0 r	0.0 r	0.0	....	....	....	....	....
São Tomé & Príncipe	716	0.2	....	0.1	....	....	....	....	....	....	....	....	....
Senegal	722	7.0	1.6	1.7	0.8 r	0.9 r	0.8 r	14.4	3.6	3.8	0.6 r	0.6 r	0.6 r
Seychelles	718	0.3	....	0.1	....	....	....	0.2	0.1	0.1	....	....	....
Sierra Leone	724	12.6	2.7	3.1	3.0 r	3.4 r	2.7 r	1.0	0.0	0.4	0.8 r	0.8 r	0.8 r
South Africa	199	194.5	42.5	44.8	23.2 r	26.1 r	21.0 r	51.5	21.8	17.8	11.1 r	11.5 r	10.9 r
Swaziland	734	0.0	....	....	....	....	....	0.0	0.0	0.0	0.0 r	0.0 r	0.0 r
Tanzania	738	3.4	0.4	1.0	0.5 r	0.5 r	0.4 r	0.6	0.4	0.1	0.0 r	0.0 r	0.0 r
Togo	742	4.8	0.9	1.5	1.2 r	1.3 r	1.1 r	157.3	29.2	35.6	25.5 r	26.4 r	24.9 r
Uganda	746	2.9	0.8	0.8	1.1 r	1.3 r	1.0 r	1.6	0.4	0.4	0.4 r	0.4 r	0.4 r
Zambia	754	7.7	1.2	2.2	0.4 r	0.5 r	0.4 r	0.3	0.3	0.0	....	....	....
Zimbabwe	698	0.1	0.0	....	....	....	....	0.0	0.0	0.0	0.0 r	0.0 r	0.0 r
Africa n.s.	799	7.6	1.8	2.3	2.1 r	2.4 r	1.9 r	0.0	....	....	....	....	....
<b>Western Hemisphere</b>	<b>205</b>	<b>31.8</b>	<b>2.7</b>	<b>2.6</b>	<b>2.8</b>	<b>3.1</b>	<b>2.5</b>	<b>550.1</b>	<b>154.2</b>	<b>153.6</b>	<b>121.4</b>	<b>125.9</b>	<b>118.6</b>
Antigua and Barbuda	311	0.0	0.0	....	....	....	....	0.0	0.0	....	....	....	....
Argentina	213	0.2	0.1	0.1	0.1 r	0.1 r	0.1 r	107.4	33.2	26.1	14.5 r	15.0 r	14.1 r
Aruba	314	0.0	0.0	....	....	....	....	0.0	....	....	....	....	....
Bahamas, The	313	0.0	....	....	....	....	....	0.0	0.0	0.0	....	....	....
Belize	339	....	....	....	....	....	....	0.0	....	....	....	....	....
Bermuda	319	0.9	0.9	0.0	....	....	....	....	....	....	....	....	....
Bolivia	218	0.0	0.0	....	....	....	....	0.4	0.1	0.0	0.0 r	0.0 r	0.0 r
Brazil	223	23.3	0.3	0.3	0.2 r	0.2 r	0.2 r	289.4	94.2	82.6	59.2 r	61.4 r	57.9 r
Chile	228	0.5	0.3	0.0	0.0 r	0.0 r	0.0 r	5.7	1.6	0.6	0.6 r	0.6 r	0.6 r
Colombia	233	1.7	0.2	0.5	1.1 r	1.3 r	1.0 r	54.5	4.9	19.1	25.0 r	25.9 r	24.4 r
Costa Rica	238	0.0	....	0.0	0.0 r	0.0 r	0.0 r	4.6	1.3	1.5	1.2 r	1.2 r	1.1 r
Dominica	321	0.0	....	....	....	....	....	0.1	0.0	0.0	....	....	....
Dominican Republic	243	0.1	0.0	0.0	0.1 r	0.1 r	0.0 r	3.3	0.7	0.8	1.0 r	1.0 r	0.9 r
Ecuador	248	0.3	0.2	0.1	0.1 r	0.1 r	0.1 r	1.0	0.1	0.1	0.1 r	0.1 r	0.1 r

# Lebanon (446)

In Millions of U.S. Dollars

		Exports (FOB)						Imports (CIF)					
		2015	2015Q3	2015Q4	2016Q1	2016Q2	2016Q3	2015	2015Q3	2015Q4	2016Q1	2016Q2	2016Q3
El Salvador	253	....	....	....	....	....	....	0.5	0.1	0.2	0.2 r	0.2 r	0.2 r
Guatemala	258	0.0	....	0.0	....	....	....	3.1	0.3	0.3	0.3 r	0.3 r	0.2 r
Guyana	336	0.0	0.0	....	....	....	....	0.5	0.1	0.1	0.2 r	0.2 r	0.2 r
Haiti	263	0.0	0.0	....	....	....	....	0.1	0.0	0.0	0.0 r	0.0 r	0.0 r
Honduras	268	....	....	....	....	....	....	0.6	0.1	0.1	0.0 r	0.0 r	0.0 r
Jamaica	343	0.0	0.0	0.0	....	....	....	0.0	0.0	0.0	....	....	....
Mexico	273	0.5	0.0	0.3	0.5 r	0.6 r	0.5 r	47.9	12.9	14.1	11.5 r	11.9 r	11.2 r
Netherlands Antilles	353	0.0	....	0.0	0.0 r	0.0 r	0.0 r	0.0	....	0.0	0.0 r	0.0 r	0.0 r
Nicaragua	278	....	....	....	....	....	....	0.2	0.0	0.0	0.1 r	0.1 r	0.1 r
Panama	283	1.2	0.3	0.4	0.3 r	0.4 r	0.3 r	0.1	0.0	0.0	0.0 r	0.0 r	0.0 r
Paraguay	288	0.6	0.1	0.1	0.1 r	0.2 r	0.1 r	20.3	3.2	6.6	6.2 r	6.4 r	6.1 r
Peru	293	0.1	0.0	0.0	0.0 r	0.0 r	0.0 r	5.7	1.1	1.0	1.3 r	1.3 r	1.3 r
St. Kitts and Nevis	361	0.4	0.1	0.3	0.1 r	0.1 r	0.1 r	0.0	....	0.0	....	....	....
St. Vincent & Grens.	364	....	....	....	....	....	....	0.0	0.0	0.0	....	....	....
Suriname	366	0.0	....	0.0	....	....	....	0.1	0.1	0.0	....	....	....
Trinidad and Tobago	369	0.1	0.0	0.0	0.0 r	0.0 r	0.0 r	0.2	....	0.1	0.2 r	0.2 r	0.2 r
Uruguay	298	0.6	....	....	....	....	....	0.3	0.1	0.0	0.0 r	0.0 r	0.0 r
Venezuela, Rep. Bol.	299	0.8	0.1	0.2	0.1 r	0.1 r	0.1 r	4.0	0.1	0.0	0.0 r	0.0 r	0.0 r
Western Hem. n.s.	399	....	....	....	....	....	....	0.0	0.0	0.0	0.0 r	0.0 r	0.0 r
<b>Other Countries n.i.e</b>	910	<b>0.0</b>	<b>....</b>	<b>....</b>	<b>....</b>	<b>....</b>	<b>....</b>	<b>39.4</b>	<b>9.0</b>	<b>1.9</b>	<b>1.9</b>	<b>1.9</b>	<b>1.8</b>
Cuba	928	....	....	....	....	....	....	38.8	8.8	1.8	1.8 r	1.9 r	1.7 r
Korea, Dem. People's Rep.	954	0.0	....	....	....	....	....	0.6	0.1	0.1	0.1 r	0.1 r	0.1 r
<b>Special Categories</b>	899	<b>24.8</b>	<b>4.5</b>	<b>5.1</b>	<b>3.7 r</b>	<b>4.2 r</b>	<b>3.4 r</b>	<b>42.3</b>	<b>8.1</b>	<b>7.9</b>	<b>10.0 r</b>	<b>10.4 r</b>	<b>9.8 r</b>
<b>Countries &amp; Areas n.s.</b>	898	<b>6.4</b>	<b>1.0</b>	<b>2.3</b>	<b>2.9 r</b>	<b>3.3 r</b>	<b>2.6 r</b>	<b>38.8</b>	<b>0.7</b>	<b>0.3</b>	<b>0.2 r</b>	<b>0.3 r</b>	<b>0.2 r</b>
<b>Memorandum Items</b>													
Africa	605	588.3	136.1	145.4	102.3	114.8	92.6	516.0	126.7	125.2	101.2	105.0	98.9
Middle East	405	1,527.8	365.3	378.7	329.5	369.8	298.2	1,981.1	418.3	722.2	726.6	753.5	710.0
European Union	998	344.9	66.1	88.6	59.9	67.2	54.2	7,589.9	1,869.7	2,062.6	2,180.6	2,261.1	2,130.6
Export earnings: fuel	080	1,298.2	300.5	319.5	286.7	321.8	259.4	2,202.5	461.1	747.4	734.6	761.7	717.8
Export earnings: nonfuel	092	1,654.2	380.4	399.2	306.4	343.9	277.3	15,866.3	3,977.6	4,100.7	3,969.5	4,116.1	3,878.6

# Lesotho (666)

In Millions of U.S. Dollars

		Exports (FOB)						Imports (CIF)					
		2015	2015Q3	2015Q4	2016Q1	2016Q2	2016Q3	2015	2015Q3	2015Q4	2016Q1	2016Q2	2016Q3
IFS World		774.7	....	....	....	....	....	1,954.3	....	....	....	....	....
World	001	634.4	188.1	178.8	142.5	146.5	168.4	1,254.2	327.2	307.9	245.2	291.2	328.2
Advanced Economies	110	279.0	97.0	71.5	55.7	61.3	67.9	92.2	26.4	20.3	17.7	20.8	21.5
Euro Area	163	23.7	6.7	5.7	5.2	7.4	3.5	12.6	3.1	3.4	2.6	1.6	1.5
Belgium	124	21.6	5.8 r	5.2 r	4.8 r	6.8 r	2.5 r	0.2	0.1 r	0.1 r	0.1 r	0.2 r	0.1 r
Cyprus	423	....	....	....	....	....	....	0.0	0.0 r	....	....	....	....
Finland	172	0.0 e	0.0 e	0.0 e	0.0 e	....	....	....	....	....	....	....	....
France	132	....	....	....	....	....	....	0.1	0.0 r	0.0 r	0.0 r	0.0 r	0.0 r
Germany	134	1.8	0.9 r	0.5 r	0.4 r	0.6 r	0.9 r	7.3	2.5 r	0.6 r	0.4 r	0.7 r	0.7 r
Greece	174	....	....	....	....	....	....	....	....	....	0.0 r	....	....
Ireland	178	....	....	....	....	....	....	0.0	0.0 r	0.0 r	0.0 r	0.0 r	0.0 r
Italy	136	0.0	....	....	0.0 r	....	0.0 r	0.2	0.0 r	0.1 r	0.0 r	0.0 r	0.0 r
Lithuania	946	0.0 e	....	0.0 e	....	....	....	....	....	....	0.0 e	....	....
Luxembourg	137	....	....	....	....	0.0 e	....	....	....	....	....	....	....
Malta	181	....	....	....	....	....	....	2.1	....	2.1 r	1.1 r	....	....
Netherlands	138	0.2	0.0 r	0.0 r	0.0 r	0.0 r	0.2 r	2.6	0.3 r	0.4 r	0.9 r	0.5 r	0.5 r
Portugal	182	....	....	....	....	....	....	....	....	....	....	0.1 e	....
Slovak Republic	936	0.0 e	....	....	0.0 e	0.0 e	....	....	....	....	....	....	....
Slovenia	961	0.0 e	....	0.0 e	....	....	....	....	....	....	....	....	....
Spain	184	0.0	0.0 r	0.0 r	0.0 r	0.0 r	0.0 r	0.1	0.0 r	0.1 r	0.0 r	0.0 r	0.0 r
Australia	193	1.6	0.3 r	0.3 r	0.2 r	0.1 r	0.2 r	0.0	0.0 r	0.0 r	0.1 r	0.3 r	0.3 r
Canada	156	3.5	1.1 r	0.9 r	1.0 r	1.2 r	0.9 r	0.0	0.0 r	0.0 r	0.0 r	0.0 r	0.0 r
China,P.R.: Hong Kong	532	0.4	0.1 r	0.1 r	0.1 r	0.1 r	0.1 r	8.3	2.6 r	1.8 r	1.9 r	1.6 r	1.5 r
Denmark	128	0.0 e	....	....	....	....	....	0.0	0.0 r	0.0 r	0.0 r	0.0 r	0.0 r
Japan	158	1.4	0.2 r	0.2 r	0.1 r	0.0 r	0.1 r	2.5	0.5 r	0.8 r	0.6 r	0.7 r	0.7 r
Korea, Republic of	542	0.0	....	0.0 r	0.0 r	0.0 r	0.0 r	0.1	....	....	0.0 r	0.0 r	0.0 r
New Zealand	196	....	....	....	....	....	....	0.0	0.0 r	0.0 r	0.0 r	0.0 r	0.0 r
Norway	142	....	....	....	....	....	....	0.0	....	....	....	....	....
Singapore	576	0.0	0.0 r	0.0 r	0.0 r	0.0 r	0.0 r	1.0	0.0 r	0.2 r	0.2 r	0.3 r	0.2 r
Sweden	144	....	....	....	....	0.0 r	....	0.0	....	0.0 r	....	0.0 r	0.0 r
Switzerland	146	....	....	....	....	....	....	0.5	0.1 r	0.2 r	0.1 r	0.1 r	0.0 r
Taiwan Prov.of China	528	0.4 e	0.2 e	0.0 e	0.1 e	0.2 e	0.0 e	65.8 e	19.6 e	13.6 e	11.8 e	15.9 e	16.7 e
United Kingdom	112	0.4	0.1 r	0.1 r	0.2 r	0.1 r	0.1 r	0.9	0.3 r	0.1 r	0.3 r	0.1 r	0.1 r
United States	111	247.6	88.3 r	64.2 r	48.7 r	52.2 r	63.0 r	0.4	0.1 r	0.1 r	0.1 r	0.1 r	0.4 r
Emerg. & Dev. Economies	200	355.4	91.1	107.3	86.8	85.1	100.6	1,161.9	300.8	287.5	227.5	270.4	306.7
Emerg. & Dev. Asia	505	0.6	0.1	0.1	0.1	0.2	0.2	112.6	30.0	23.2	18.8	26.5	25.7
Bangladesh	513	0.0	0.0 r	0.0 r	0.0 r	0.0 r	0.0 r	....	....	....	....	....	....
Cambodia	522	0.2 e	0.0 e	0.0 e	0.0 e	0.0 e	0.0 e	....	....	....	....	....	....
China,P.R.: Mainland	924	0.1	0.0 r	0.0 r	0.0 r	0.1 r	0.0 r	39.5	10.6 r	6.5 r	4.7 r	7.2 r	8.1 r
India	534	0.0	0.0 r	0.0 r	0.0 r	0.0 r	0.0 r	14.4	4.2 r	2.4 r	2.8 r	5.3 r	1.9 r
Indonesia	536	0.0	....	....	....	....	....	0.0	....	0.0 r	0.0 r	....	....
Malaysia	548	0.0	0.0 r	0.0 r	0.0 r	0.1 r	0.1 r	0.5	0.1 r	0.2 r	0.1 r	0.6 r	0.6 r
Philippines	566	0.1	....	0.0 r	....	....	....	....	....	....	....	....	....
Sri Lanka	524	0.1	0.0 r	0.0 r	0.0 r	0.0 r	0.0 r	....	....	....	....	0.0 r	0.0 r
Thailand	578	....	....	....	....	....	....	0.2	0.0 r	0.0 r	0.1 r	0.0 r	0.0 r
Vietnam	582	0.1	0.0 r	0.0 r	0.0 r	0.0 r	0.0 r	2.5	0.6 r	0.6 r	0.5 r	0.6 r	0.6 r
Asia n.s.	598	....	....	....	....	....	....	55.6	14.5 r	13.6 r	10.7 r	12.8 r	14.6 r
Europe	170	0.2	0.1	0.1	0.0	0.0	0.0	0.5	0.0	0.3	0.0	0.1	0.0
Emerg. & Dev. Europe	903	0.1	0.0	0.0	0.0	0.0	0.0	0.4	0.0	0.3	0.0	0.0	0.0
Bosnia and Herzegovina	963	0.0 e	0.0 e	0.0 e	0.0 e	0.0 e	0.0 e	....	....	....	....	....	....
Bulgaria	918	....	....	....	....	....	....	0.0	....	....	0.0 r	....	....
Hungary	944	....	....	....	....	....	....	0.0	....	....	....	....	0.0 r
Macedonia, FYR	962	0.0 e	0.0 e	0.0 e	0.0 e	0.0 e	0.0 e	....	....	....	....	....	....
Poland	964	0.0	....	0.0 r	0.0 r	....	....	0.3 e	0.0 e	0.3 e	0.0 e	0.0 e	0.0 e
Romania	968	....	....	....	0.0 e	....	....	0.0	....	0.0 r	....	....	....
Serbia, Republic of	942	0.1 e	0.0 e	0.0 e	0.0 e	0.0 e	0.0 e	....	....	....	....	....	....
Turkey	186	0.0	0.0 r	0.0 r	0.0 r	0.0 r	....	0.1	0.0 r	0.0 r	0.0 r	0.0 r	0.0 r
CIS	901	0.1	0.0	0.0	0.0	0.0	0.0	0.1	0.0	0.0	0.0	0.1	0.0
Armenia	911	0.0 e	....	0.0 e	....	....	....	....	....	....	....	....	....
Belarus	913	....	....	....	....	....	....	....	....	....	0.0 e	....	....

# Lesotho (666)

In Millions of U.S. Dollars

		Exports (FOB)						Imports (CIF)					
		2015	2015Q3	2015Q4	2016Q1	2016Q2	2016Q3	2015	2015Q3	2015Q4	2016Q1	2016Q2	2016Q3
Kazakhstan	916	0.0 e	0.0 e	0.0 e	0.0 e	0.0 e	0.0 e	....	....	....	....	....	....
Russian Federation	922	....	....	....	....	....	....	0.1	0.0 r	0.0 r	0.0 r	0.1 r	0.0 r
Ukraine	926	0.1 e	0.0 e	0.0 e	....	....	....	0.0 e	....	0.0 e	....	....	....
<b>Mid East, N Africa, Pak</b>	<b>440</b>	<b>13.2</b>	<b>3.9</b>	<b>3.5</b>	<b>3.2</b>	<b>3.6</b>	<b>3.1</b>	<b>3.0</b>	<b>0.8</b>	<b>0.7</b>	<b>0.6</b>	<b>0.7</b>	<b>0.8</b>
Algeria	612	0.1 e	0.0 e	0.0 e	0.0 e	0.0 e	0.0 e	0.0 e	0.0 e	0.0 e	0.0 e	0.0 e	0.0 e
Bahrain, Kingdom of	419	0.0 e	0.0 e	0.0 e	0.0 e	0.0 e	0.0 e	....	....	....	....	....	....
Egypt	469	0.3	0.1 r	0.1 r	0.1 r	0.1 r	0.1 r	0.0	0.0 r	0.0 r	0.0 r	0.0 r	0.0 r
Jordan	439	....	....	....	....	....	....	0.0	0.0 r	0.0 r	0.0 r	0.0 r	0.0 r
Kuwait	443	0.1 e	0.0 e	0.0 e	0.0 e	0.0 e	0.0 e	0.0	0.0 r	0.0 r	0.0 r	0.0 r	0.0 r
Lebanon	446	0.4 e	0.1 e	0.1 e	0.2 e	0.3 e	0.2 e	....	....	....	....	....	....
Libya	672	....	....	....	....	....	....	0.1	0.0 r	0.0 r	0.0 r	0.0 r	0.0 r
Pakistan	564	....	....	....	....	....	....	2.2	0.6 r	0.5 r	0.4 r	0.5 r	0.6 r
Saudi Arabia	456	0.2	0.1 r	0.1 r	0.0 r	0.1 r	0.0 r	0.0	0.0 r	0.0 r	0.0 r	0.0 r	0.0 r
Sudan	732	0.5	0.1 r	0.1 r	0.1 r	0.1 r	0.1 r	....	....	....	....	....	....
Tunisia	744	0.1	0.0 r	0.0 r	0.0 r	0.0 r	0.0 r	0.1	0.0 r	0.0 r	0.0 r	0.0 r	0.0 r
United Arab Emirates	466	11.5	3.4 r	3.1 r	2.6 r	3.0 r	2.6 r	0.6	0.2 r	0.1 r	0.1 r	0.1 r	0.2 r
<b>Sub-Saharan Africa</b>	<b>603</b>	<b>340.4</b>	<b>86.8</b>	<b>103.3</b>	<b>83.3</b>	<b>81.1</b>	<b>97.0</b>	<b>1,045.5</b>	<b>269.9</b>	<b>263.2</b>	<b>208.0</b>	<b>243.1</b>	<b>280.0</b>
Angola	614	0.0	0.0 r	0.0 r	0.0 r	0.0 r	0.0 r	0.0	0.0 r	0.0 r	0.0 r	0.0 r	0.0 r
Botswana	616	1.7	0.5 r	0.5 r	0.4 r	0.4 r	0.4 r	0.3	0.1 r	0.1 r	0.1 r	0.1 r	0.1 r
Burundi	618	0.0	0.0 r	0.0 r	0.0 r	0.0 r	0.0 r	....	....	....	....	....	....
Cameroon	622	0.0 e	0.0 e	0.0 e	0.0 e	0.0 e	0.0 e	0.0	0.0 r	0.0 r	0.0 r	0.0 r	0.0 r
Ethiopia	644	....	....	....	....	....	....	0.0	0.0 r	0.0 r	0.0 r	0.0 r	0.0 r
Ghana	652	0.0	0.0 r	0.0 r	0.0 r	0.0 r	0.0 r	....	....	....	....	....	....
Guinea	656	....	....	....	....	....	....	0.0	0.0 r	0.0 r	0.0 r	0.0 r	0.0 r
Kenya	664	0.4	0.1 r	0.1 r	0.1 r	0.1 r	0.1 r	0.1	0.0 r	0.0 r	0.0 r	0.0 r	0.0 r
Malawi	676	0.0	0.0 r	0.0 r	0.0 r	0.0 r	0.0 r	....	....	....	....	....	....
Mauritius	684	1.4	0.2 r	0.5 r	0.6 r	0.7 r	0.6 r	0.0	0.0 r	0.0 r	....	....	....
Mozambique	688	....	....	....	....	....	....	1.5	0.4 r	0.4 r	0.3 r	0.3 r	0.4 r
Namibia	728	0.2	0.0 r	0.0 r	0.0 r	0.0 r	0.0 r	0.3	0.1 r	0.1 r	0.1 r	0.1 r	0.1 r
Nigeria	694	....	....	....	....	....	....	0.0	0.0 r	0.0 r	0.0 r	0.0 r	0.0 r
Seychelles	718	....	....	....	....	....	....	0.0 e	0.0 e	0.0 e	0.0 e	0.0 e	0.0 e
Sierra Leone	724	0.0	0.0 r	0.0 r	0.0 r	0.0 r	0.0 r	0.0	0.0 r	0.0 r	0.0 r	0.0 r	0.0 r
South Africa	199	330.4	84.0 r	100.5 r	80.7 r	78.2 r	94.5 r	1,038.8	268.2 r	260.7 r	204.3 r	241.6 r	278.1 r
Swaziland	734	5.0	1.5 r	1.3 r	1.1 r	1.3 r	1.1 r	0.2	0.0 r	0.0 r	0.0 r	0.0 r	0.0 r
Tanzania	738	0.8	0.2 r	0.2 r	0.2 r	0.2 r	0.2 r	....	....	....	....	....	....
Uganda	746	0.1	0.0 r	0.0 r	0.0 r	0.0 r	0.0 r	0.0	0.0 r	0.0 r	0.0 r	0.0 r	0.0 r
Zambia	754	0.1	0.0 r	0.0 r	0.0 r	0.0 r	0.0 r	3.3	0.8 r	1.7 r	3.1 r	0.7 r	1.0 r
Zimbabwe	698	0.2	0.1 r	0.1 r	0.0 r	0.1 r	0.0 r	0.9	0.2 r	0.2 r	0.2 r	0.2 r	0.2 r
Africa n.s.	799	....	....	....	....	....	....	0.0	0.0 r	0.0 r	0.0 r	0.0 r	0.0 r
<b>Western Hemisphere</b>	<b>205</b>	<b>1.0</b>	<b>0.2</b>	<b>0.3</b>	<b>0.2</b>	<b>0.2</b>	<b>0.2</b>	<b>0.3</b>	<b>0.1</b>	<b>0.1</b>	<b>0.1</b>	<b>0.1</b>	<b>0.1</b>
Antigua and Barbuda	311	0.0 e	0.0 e	0.0 e	0.0 e	0.0 e	0.0 e	....	....	....	....	....	....
Argentina	213	....	....	....	....	....	....	0.1	0.0 r	0.0 r	0.0 r	0.0 r	0.0 r
Barbados	316	0.0 e	0.0 e	0.0 e	0.0 e	0.0 e	0.0 e	....	....	....	....	....	....
Bermuda	319	0.0 e	0.0 e	0.0 e	0.0 e	0.0 e	0.0 e	....	....	....	....	....	....
Bolivia	218	0.0 e	....	0.0 e	0.0 e	....	....	....	....	....	....	....	....
Brazil	223	0.0	0.0 r	0.0 r	0.0 r	0.0 r	0.0 r	....	....	....	....	....	....
Chile	228	....	....	....	0.0 r	....	....	0.2	0.1 r	0.1 r	0.1 r	0.1 r	0.1 r
Colombia	233	0.0 e	0.0 e	....	....	....	....	....	....	....	....	....	....
Costa Rica	238	0.0 e	0.0 e	0.0 e	0.0 e	0.0 e	0.0 e	....	....	....	....	....	....
Dominican Republic	243	0.0 e	0.0 e	0.0 e	0.0 e	0.0 e	0.0 e	....	....	....	....	....	....
Ecuador	248	0.0 e	....	0.0 e	....	....	....	....	....	....	....	....	....
Grenada	328	....	....	....	....	....	....	0.0 e	0.0 e	0.0 e	0.0 e	0.0 e	0.0 e
Honduras	268	0.0 e	0.0 e	0.0 e	0.0 e	0.0 e	0.0 e	....	....	....	....	....	....
Mexico	273	0.9	0.2 r	0.2 r	0.2 r	0.2 r	0.2 r	0.0	0.0 r	0.0 r	0.0 r	0.0 r	0.0 r
Netherlands Antilles	353	0.0 e	0.0 e	0.0 e	0.0 e	0.0 e	0.0 e	....	....	....	....	....	....
Panama	283	0.0	0.0 r	0.0 r	0.0 r	0.0 r	0.0 r	....	....	....	....	....	....
Peru	293	0.0	0.0 r	0.0 r	0.0 r	0.0 r	0.0 r	....	....	....	....	....	....
Trinidad and Tobago	369	0.0 e	0.0 e	0.0 e	0.0 e	0.0 e	0.0 e	....	....	....	....	....	....
Uruguay	298	0.0 e	0.0 e	0.0 e	0.0 e	0.0 e	0.0 e	....	....	....	....	....	....

# Lesotho (666)

In Millions of U.S. Dollars

		Exports (FOB)						Imports (CIF)					
		2015	2015Q3	2015Q4	2016Q1	2016Q2	2016Q3	2015	2015Q3	2015Q4	2016Q1	2016Q2	2016Q3
<b>Other Countries n.i.e</b>	910	....	....	....	....	....	....	<b>0.1</b>	<b>0.0</b>	<b>0.0</b>	<b>0.0</b>	<b>0.0</b>	<b>0.0</b>
Korea, Dem. People's Rep.	954	....	....	....	....	....	....	0.1	0.0 r	0.0 r	0.0 r	0.0 r	0.0 r
<b>Memorandum Items</b>													
Africa	605	341.1	87.0	103.5	83.4	81.3	97.1	1,045.7	269.9	263.2	208.1	243.2	280.1
Middle East	405	12.5	3.7	3.4	3.0	3.4	3.0	0.7	0.2	0.2	0.1	0.2	0.2
European Union	998	24.1	6.8	5.9	5.4	7.5	3.6	13.9	3.5	3.8	2.9	1.7	1.6
Export earnings: fuel	080	12.0	3.5	3.2	2.7	3.1	2.7	0.7	0.2	0.2	0.1	0.2	0.2
Export earnings: nonfuel	092	622.4	184.5	175.6	139.8	143.4	165.8	1,253.4	327.1	307.7	245.1	291.0	328.0

# Liberia (668)

In Millions of U.S. Dollars

		Exports (FOB)						Imports (CIF)					
		2015	2015Q3	2015Q4	2016Q1	2016Q2	2016Q3	2015	2015Q3	2015Q4	2016Q1	2016Q2	2016Q3
IFS World		....	....	....	....	....	....	....	....	....	....	....	....
World	001	984.5	241.8	198.0	234.8	252.0	236.1	8,990.5	2,270.2	1,673.4	2,103.0	2,690.3	2,743.2
Advanced Economies	110	275.8	65.8	72.4	129.0	102.1	101.9	5,959.5	1,332.4	1,133.4	1,578.0	2,115.5	1,988.2
Euro Area	163	156.7	36.5	31.7	85.9	69.8	52.2	619.1	134.4	138.1	72.3	158.7	120.0
Austria	122	0.0 e	....	0.0 e	0.0 e	....	0.6 e	4.3 e	2.3 e	0.9 e	0.8 e	1.7 e	1.2 e
Belgium	124	12.4 e	1.3 e	0.3 e	2.7 e	8.5 e	2.4 e	39.9 e	6.6 e	15.8 e	7.2 e	7.6 e	7.1 e
Cyprus	423	....	....	....	....	0.0 e	....	0.3 e	0.1 e	0.0 e	0.0 e	0.0 e	0.0 e
Estonia	939	....	....	....	....	....	....	0.5 e	0.0 e	0.0 e	0.0 e	0.0 e	0.0 e
Finland	172	0.2 e	....	0.0 e	0.0 e	....	0.0 e	5.9 e	0.4 e	4.4 e	0.4 e	0.1 e	0.2 e
France	132	36.4 e	8.3 e	8.3 e	10.3 e	6.8 e	3.6 e	23.2 e	4.6 e	10.6 e	4.5 e	3.9 e	13.4 e
Germany	134	12.7 e	4.6 e	3.2 e	34.3 e	14.6 e	7.9 e	352.1 e	80.6 e	58.6 e	18.5 e	98.5 e	48.7 e
Greece	174	39.0 e	0.2 e	5.1 e	0.0 e	0.5 e	7.0 e	93.4 e	22.9 e	23.2 e	16.8 e	21.9 e	25.5 e
Ireland	178	0.0 e	0.0 e	0.0 e	0.0 e	0.0 e	0.0 e	4.8 e	1.2 e	1.6 e	1.5 e	1.4 e	0.6 e
Italy	136	3.1 e	1.1 e	0.6 e	24.8 e	0.5 e	1.1 e	20.1 e	2.8 e	3.2 e	3.3 e	8.6 e	5.6 e
Latvia	941	....	....	....	....	....	....	0.7 e	0.2 e	0.2 e	0.1 e	0.1 e	0.1 e
Lithuania	946	....	....	....	....	0.0 e	....	0.3 e	0.1 e	0.1 e	0.1 e	0.1 e	0.1 e
Luxembourg	137	....	....	....	....	....	....	0.2 e	....	....	0.8 e	0.0 e	0.0 e
Malta	181	0.0 e	....	0.0 e	....	....	....	0.8 e	0.4 e	0.3 e	0.1 e	0.4 e	0.5 e
Netherlands	138	32.9 e	12.7 e	11.4 e	12.4 e	36.2 e	27.6 e	49.1 e	8.3 e	11.6 e	9.3 e	8.9 e	6.8 e
Portugal	182	0.1 e	0.0 e	0.0 e	0.0 e	0.0 e	0.1 e	3.5 e	0.1 e	0.2 e	0.7 e	0.6 e	0.4 e
Slovak Republic	936	....	....	....	....	0.0 e	....	1.2 e	0.6 e	0.6 e	....	0.0 e	0.1 e
Slovenia	961	0.0 e	....	0.0 e	....	....	0.1 e	0.1 e	....	0.0 e	....	....	0.0 e
Spain	184	19.9 e	8.3 e	2.8 e	1.4 e	2.5 e	1.8 e	18.9 e	3.3 e	6.8 e	8.1 e	4.8 e	9.5 e
Australia	193	0.0 e	0.0 e	0.0 e	0.0 e	0.0 e	0.0 e	1.9 e	0.7 e	0.5 e	0.2 e	0.2 e	0.0 e
Canada	156	31.7 e	8.5 e	8.3 e	8.2 e	7.9 e	7.2 e	8.9 e	1.0 e	1.6 e	6.3 e	1.3 e	0.8 e
China,P.R.: Hong Kong	532	0.1 e	0.0 e	0.0 e	0.2 e	0.1 e	0.1 e	10.7 e	3.3 e	0.7 e	1.3 e	0.9 e	0.9 e
Czech Republic	935	10.0 e	1.7 e	0.3 e	0.8 e	1.5 e	0.7 e	3.1 e	0.6 e	2.2 e	0.2 e	0.1 e	0.2 e
Denmark	128	0.3 e	0.2 e	0.0 e	0.0 e	0.0 e	0.0 e	89.8 e	84.5 e	1.1 e	1.1 e	1.0 e	1.2 e
Iceland	176	0.0 e	....	0.0 e	....	....	....	0.4 e	0.2 e	0.1 e	0.0 e	....	....
Israel	436	....	....	....	....	....	....	3.7 e	1.0 e	0.6 e	0.7 e	0.2 e	1.1 e
Japan	158	0.0 e	0.0 e	....	0.1 e	0.0 e	....	926.8 e	62.6 e	64.1 e	377.8 e	252.2 e	256.5 e
Korea, Republic of	542	14.1 e	0.2 e	13.4 e	0.2 e	0.2 e	0.2 e	1,377.3 e	309.6 e	275.4 e	701.4 e	1,184.2 e	959.4 e
New Zealand	196	0.0 e	0.0 e	....	0.0 e	0.0 e	....	1.0 e	0.4 e	0.4 e	0.2 e	0.3 e	0.5 e
Norway	142	0.1 e	0.0 e	0.0 e	0.0 e	0.0 e	....	109.1 e	0.3 e	58.4 e	3.9 e	0.2 e	0.1 e
Singapore	576	0.0 e	0.0 e	0.0 e	0.1 e	0.1 e	0.2 e	2,588.4 e	662.4 e	549.4 e	356.8 e	473.2 e	539.5 e
Sweden	144	0.2 e	0.0 e	0.0 e	....	0.0 e	0.0 e	5.8 e	2.8 e	1.6 e	0.6 e	7.0 e	4.0 e
Switzerland	146	18.7 e	7.8 e	10.5 e	21.9 e	10.7 e	30.6 e	48.8 e	30.6 e	3.9 e	8.3 e	3.7 e	4.0 e
Taiwan Prov.of China	528	0.0 e	0.0 e	0.0 e	....	....	....	1.7 e	0.9 e	0.3 e	0.1 e	0.2 e	0.2 e
United Kingdom	112	1.5 e	0.2 e	0.4 e	1.8 e	0.2 e	0.2 e	18.9 e	5.3 e	4.8 e	6.4 e	3.3 e	5.1 e
United States	111	42.4 e	10.6 e	7.7 e	9.7 e	11.4 e	10.4 e	144.0 e	31.8 e	30.2 e	40.2 e	28.9 e	94.9 e
<b>Emerg. &amp; Dev. Economies</b>	<b>200</b>	<b>708.6</b>	<b>176.0</b>	<b>125.6</b>	<b>105.9</b>	<b>149.9</b>	<b>134.1</b>	<b>3,031.0</b>	<b>937.8</b>	<b>540.1</b>	<b>525.0</b>	<b>574.8</b>	<b>755.0</b>
<b>Emerg. &amp; Dev. Asia</b>	<b>505</b>	<b>278.1</b>	<b>65.3</b>	<b>29.6</b>	<b>13.1</b>	<b>20.1</b>	<b>19.8</b>	<b>2,384.9</b>	<b>807.8</b>	<b>387.3</b>	<b>431.3</b>	<b>382.0</b>	<b>625.9</b>
Bangladesh	513	1.4 e	0.2 e	0.3 e	0.3 e	0.3 e	0.3 e	....	....	....	....	....	....
Brunei Darussalam	516	0.0 e	0.0 e	0.0 e	0.0 e	0.0 e	0.0 e	....	....	....	....	....	....
China,P.R.: Mainland	924	174.1 e	45.1 e	23.3 e	6.6 e	16.0 e	16.4 e	1,438.1 e	358.9 e	329.5 e	362.6 e	301.3 e	521.1 e
Fiji	819	0.0 e	0.0 e	0.0 e	0.0 e	0.0 e	0.0 e	....	....	....	....	....	....
F.T. French Polynesia	887	0.0 e	0.0 e	0.0 e	0.0 e	0.0 e	0.0 e	....	....	....	....	....	....
F.T. New Caledonia	839	0.0 e	0.0 e	0.0 e	0.0 e	0.0 e	0.0 e	....	....	....	....	....	....
India	534	78.8 e	3.8 e	2.8 e	1.4 e	1.4 e	1.3 e	169.9 e	50.9 e	14.6 e	31.1 e	32.0 e	57.2 e
Indonesia	536	14.2 e	13.8 e	0.0 e	0.0 e	0.0 e	0.0 e	24.7 e	5.7 e	5.8 e	2.5 e	1.7 e	1.7 e
Malaysia	548	3.7 e	0.9 e	1.6 e	3.5 e	0.7 e	0.0 e	39.1 e	20.0 e	8.3 e	8.3 e	17.7 e	15.5 e
Maldives	556	0.0 e	0.0 e	0.0 e	0.0 e	0.0 e	0.0 e	....	....	....	....	....	....
Myanmar	518	0.0 e	0.0 e	0.0 e	0.0 e	0.0 e	0.0 e	....	....	....	....	....	....
Nepal	558	0.0 e	0.0 e	0.0 e	0.0 e	0.0 e	0.0 e	0.0 e	0.0 e	0.0 e	0.0 e	0.0 e	0.0 e
Philippines	566	0.0 e	0.0 e	....	0.0 e	0.0 e	0.0 e	598.6 e	341.8 e	0.0 e	0.3 e	0.3 e	0.3 e
Sri Lanka	524	0.0 e	....	0.0 e	....	0.0 e	....	0.7 e	0.2 e	0.1 e	0.2 e	0.1 e	0.1 e
Thailand	578	0.1 e	0.0 e	0.0 e	0.0 e	0.3 e	0.2 e	7.7 e	2.3 e	1.2 e	1.1 e	0.8 e	0.4 e
Timor-Leste	537	....	....	....	....	....	....	1.8 e	0.8 e	0.6 e	0.2 e	0.2 e	0.0 e
Vietnam	582	5.7 e	1.5 e	1.4 e	1.3 e	1.5 e	1.6 e	104.4 e	27.3 e	27.2 e	24.9 e	27.8 e	29.6 e

# Liberia (668)

In Millions of U.S. Dollars

		Exports (FOB)						Imports (CIF)					
		2015	2015Q3	2015Q4	2016Q1	2016Q2	2016Q3	2015	2015Q3	2015Q4	2016Q1	2016Q2	2016Q3
<b>Europe</b>	170	<b>278.6</b>	<b>74.1</b>	<b>54.8</b>	<b>60.9</b>	<b>93.5</b>	<b>31.5</b>	<b>380.5</b>	<b>63.1</b>	<b>98.0</b>	<b>41.5</b>	<b>135.5</b>	<b>73.1</b>
<b>Emerg. &amp; Dev. Europe</b>	903	<b>277.5</b>	<b>74.1</b>	<b>54.1</b>	<b>42.7</b>	<b>92.9</b>	<b>31.3</b>	<b>370.9</b>	<b>61.1</b>	<b>95.3</b>	<b>40.8</b>	<b>134.5</b>	<b>72.2</b>
Bosnia and Herzegovina	963	....	....	....	....	....	....	1.0 e	0.3 e	0.3 e	0.2 e	0.3 e	0.3 e
Bulgaria	918	0.0 e	0.0 e	....	....	0.0 e	0.3 e	2.2 e	0.6 e	0.3 e	1.5 e	0.3 e	0.4 e
Croatia	960	....	....	....	0.0 e	....	....	0.5 e	0.1 e	0.3 e	....	0.4 e	29.4 e
Faroe Islands	816	0.0 e	0.0 e	0.0 e	0.0 e	0.0 e	0.0 e	....	....	....	....	....	....
Hungary	944	0.0 e	....	....	0.4 e	0.1 e	0.2 e	1.4 e	0.2 e	0.1 e	0.4 e	0.2 e	0.1 e
Montenegro	943	0.0 e	....	....	....	....	0.0 e	0.0 e	0.0 e	0.0 e	....	....	0.0 e
Poland	964	275.1 e	72.5 e	54.0 e	41.9 e	84.6 e	30.6 e	280.2 e	40.7 e	71.0 e	17.0 e	116.7 e	31.1 e
Romania	968	....	....	....	....	....	....	0.8 e	0.1 e	0.2 e	0.1 e	0.0 e	0.1 e
Serbia, Republic of	942	0.6 e	0.3 e	....	0.4 e	0.2 e	0.0 e	0.1 e	0.0 e	0.0 e	0.0 e	0.0 e	0.0 e
Turkey	186	1.8 e	1.3 e	0.1 e	0.1 e	8.0 e	0.3 e	84.7 e	19.2 e	23.0 e	21.5 e	16.5 e	10.7 e
<b>CIS</b>	901	<b>1.1</b>	<b>0.0</b>	<b>0.6</b>	<b>18.2</b>	<b>0.6</b>	<b>0.2</b>	<b>9.6</b>	<b>1.9</b>	<b>2.7</b>	<b>0.7</b>	<b>1.0</b>	<b>1.0</b>
Armenia	911	0.0 e	0.0 e	....	....	....	....	....	....	....	....	....	....
Belarus	913	0.1 e	....	0.1 e	17.0 e	0.1 e	0.0 e	0.5 e	0.3 e	....	....	....	....
Kazakhstan	916	0.0 e	0.0 e	0.0 e	0.0 e	0.0 e	0.0 e	....	....	....	....	....	....
Kyrgyz Republic	917	0.0 e	0.0 e	0.0 e	0.0 e	0.0 e	0.0 e	....	....	....	....	....	....
Moldova	921	....	....	....	....	....	....	0.0 e	0.0 e	0.0 e	0.0 e	0.0 e	0.0 e
Russian Federation	922	0.5 e	....	0.2 e	0.0 e	0.2 e	....	3.7 e	0.8 e	0.1 e	0.4 e	0.0 e	0.0 e
Ukraine	926	0.5 e	....	0.3 e	1.2 e	0.3 e	0.2 e	5.4 e	0.8 e	2.6 e	0.3 e	0.9 e	0.9 e
<b>Mid East, N Africa, Pak</b>	440	<b>119.1</b>	<b>29.8</b>	<b>30.0</b>	<b>26.7</b>	<b>29.2</b>	<b>26.1</b>	<b>45.8</b>	<b>12.4</b>	<b>11.2</b>	<b>10.5</b>	<b>10.8</b>	<b>9.4</b>
Algeria	612	0.0 e	0.0 e	0.0 e	0.0 e	0.0 e	0.0 e	0.4 e	0.1 e	0.1 e	0.1 e	0.1 e	0.1 e
Bahrain, Kingdom of	419	0.0 e	0.0 e	0.0 e	0.0 e	0.0 e	0.0 e	0.5 e	0.1 e	0.1 e	0.1 e	0.1 e	0.1 e
Egypt	469	....	....	....	....	....	....	4.4 e	1.3 e	0.9 e	1.7 e	1.9 e	1.8 e
Jordan	439	0.0 e	....	0.0 e	....	....	....	1.2 e	0.3 e	0.4 e	0.3 e	0.2 e	0.1 e
Kuwait	443	0.0 e	0.0 e	0.0 e	0.0 e	0.0 e	0.0 e	....	....	....	....	....	....
Lebanon	446	0.1 e	....	0.0 e	....	....	....	22.6 e	6.3 e	5.6 e	4.8 e	5.4 e	4.3 e
Libya	672	....	....	....	....	....	....	0.0 e	0.0 e	0.0 e	0.0 e	0.0 e	0.0 e
Mauritania	682	....	....	....	....	....	....	1.0 e	0.2 e	0.3 e	0.2 e	0.2 e	0.2 e
Morocco	686	0.1 e	....	....	....	....	....	7.3 e	1.8 e	1.9 e	1.5 e	1.3 e	1.1 e
Oman	449	....	....	....	....	....	....	5.0 e	1.5 e	1.2 e	1.0 e	0.8 e	0.9 e
Pakistan	564	9.9 e	2.5 e	2.5 e	2.5 e	2.5 e	2.5 e	1.7 e	0.4 e	0.4 e	0.4 e	0.4 e	0.4 e
Qatar	453	....	....	....	....	....	....	0.1 e	0.0 e	0.0 e	0.0 e	0.0 e	0.0 e
Syrian Arab Republic	463	0.0 e	0.0 e	0.0 e	0.0 e	0.0 e	0.0 e	0.0 e	0.0 e	0.0 e	0.0 e	0.0 e	0.0 e
Tunisia	744	0.0 e	0.0 e	0.0 e	0.0 e	0.0 e	0.0 e	1.4 e	0.3 e	0.4 e	0.3 e	0.3 e	0.3 e
United Arab Emirates	466	103.4 e	26.2 e	26.3 e	22.8 e	24.9 e	22.5 e	....	....	....	....	....	....
Yemen, Republic of	474	5.5 e	1.1 e	1.2 e	1.4 e	1.8 e	1.2 e	....	....	....	....	....	....
<b>Sub-Saharan Africa</b>	603	<b>23.7</b>	<b>6.1</b>	<b>5.8</b>	<b>4.5</b>	<b>6.4</b>	<b>55.8</b>	<b>116.6</b>	<b>26.7</b>	<b>23.1</b>	<b>20.7</b>	<b>25.2</b>	<b>25.4</b>
Angola	614	1.1 e	0.3 e	0.3 e	0.2 e	0.2 e	0.2 e	....	....	....	....	....	....
Benin	638	0.0 e	0.0 e	0.0 e	0.0 e	0.0 e	0.0 e	0.4 e	0.1 e	0.1 e	0.1 e	0.1 e	0.1 e
Botswana	616	0.0 e	0.0 e	0.0 e	0.0 e	0.0 e	0.0 e	0.4 e	0.1 e	0.1 e	0.1 e	0.2 e	0.1 e
Burkina Faso	748	0.0 e	0.0 e	0.0 e	0.0 e	0.0 e	0.0 e	0.5 e	0.1 e	0.1 e	0.1 e	0.2 e	0.1 e
Burundi	618	0.0 e	0.0 e	0.0 e	0.0 e	0.0 e	0.0 e	....	....	....	....	....	....
Cameroon	622	....	....	....	....	....	....	5.2 e	1.5 e	1.1 e	1.0 e	1.2 e	1.3 e
Central African Rep.	626	0.0 e	0.0 e	0.0 e	0.0 e	0.0 e	0.0 e	....	....	....	....	....	....
Congo, Republic of	634	0.0 e	0.0 e	0.0 e	0.0 e	0.0 e	0.0 e	....	....	....	....	....	....
Côte d'Ivoire	662	0.0 e	0.0 e	0.0 e	0.0 e	0.0 e	0.0 e	36.7 e	6.1 e	5.4 e	6.7 e	7.3 e	6.4 e
Ethiopia	644	0.0 e	0.0 e	0.0 e	0.0 e	0.0 e	0.0 e	0.0 e	0.0 e	0.0 e	0.0 e	0.0 e	0.0 e
Gabon	646	....	....	....	....	....	....	0.2 e	0.0 e	0.0 e	0.0 e	0.0 e	0.0 e
Gambia, The	648	0.0 e	0.0 e	0.0 e	0.0 e	0.0 e	0.0 e	0.0 e	0.0 e	0.0 e	0.0 e	0.0 e	0.0 e
Ghana	652	6.1 e	1.7 e	1.6 e	1.3 e	1.6 e	1.4 e	11.1 e	2.9 e	2.6 e	2.5 e	2.5 e	2.7 e
Guinea	656	8.9 e	2.2 e	2.1 e	1.9 e	2.3 e	2.2 e	2.8 e	0.6 e	0.7 e	1.0 e	1.4 e	1.4 e
Guinea-Bissau	654	0.1 e	0.0 e	0.0 e	0.0 e	0.0 e	0.0 e	....	....	....	....	....	....
Kenya	664	0.0 e	0.0 e	0.0 e	0.0 e	0.0 e	0.0 e	1.5 e	0.4 e	0.4 e	0.4 e	0.4 e	0.3 e
Malawi	676	0.0 e	0.0 e	0.0 e	0.0 e	0.0 e	0.0 e	0.0 e	0.0 e	0.0 e	0.0 e	0.0 e	0.0 e
Mali	678	....	....	....	....	....	....	0.0 e	0.0 e	0.0 e	0.0 e	0.0 e	0.0 e
Mauritius	684	0.3 e	0.0 e	0.2 e	....	....	....	0.1 e	....	0.1 e	0.2 e	0.2 e	0.2 e
Mozambique	688	....	....	....	....	....	....	0.0 e	0.0 e	0.0 e	0.0 e	0.0 e	0.0 e
Namibia	728	0.0 e	0.0 e	0.0 e	0.0 e	0.0 e	0.0 e	0.9 e	0.2 e	0.2 e	0.2 e	0.2 e	0.1 e
Nigeria	694	2.0 e	0.5 e	0.5 e	0.3 e	0.4 e	0.3 e	....	....	....	....	....	....

# Liberia (668)

In Millions of U.S. Dollars

		Exports (FOB)						Imports (CIF)					
		2015	2015Q3	2015Q4	2016Q1	2016Q2	2016Q3	2015	2015Q3	2015Q4	2016Q1	2016Q2	2016Q3
Rwanda	714	0.0 e	0.0 e	0.0 e	0.0 e	0.0 e	0.0 e	0.0 e	0.0 e	0.0 e	0.0 e	0.0 e	0.0 e
Senegal	722	0.1 e	0.0 e	0.1 e	....	....	....	7.2 e	1.0 e	1.9 e	0.3 e	0.3 e	0.2 e
Seychelles	718	0.0 e	0.0 e	0.0 e	0.0 e	0.0 e	0.0 e	....	....	....	....	....	....
Sierra Leone	724	0.2 e	0.0 e	0.0 e	0.0 e	0.0 e	0.0 e	0.5 e	0.1 e	0.1 e	0.1 e	0.1 e	0.1 e
South Africa	199	0.3 e	0.2 e	0.0 e	0.1 e	0.7 e	50.6 e	48.2 e	13.3 e	10.2 e	7.9 e	11.0 e	12.1 e
Tanzania	738	3.5 e	0.8 e	0.9 e	0.6 e	0.9 e	0.8 e	0.1 e	0.0 e	0.0 e	0.0 e	0.0 e	0.0 e
Togo	742	0.0 e	0.0 e	0.0 e	0.0 e	0.0 e	0.0 e	0.8 e	0.2 e	0.1 e	0.1 e	0.1 e	0.1 e
Uganda	746	1.0 e	0.2 e	0.1 e	0.1 e	0.2 e	0.2 e	....	....	....	....	....	....
Zambia	754	0.0 e	0.0 e	....	....	....	....	0.0 e	0.0 e	....	....	....	....
<b>Western Hemisphere</b>	<b>205</b>	<b>9.1</b>	<b>0.7</b>	<b>5.5</b>	<b>0.6</b>	<b>0.7</b>	<b>0.8</b>	<b>103.1</b>	<b>27.9</b>	<b>20.4</b>	<b>21.1</b>	<b>21.4</b>	<b>21.2</b>
Argentina	213	....	....	....	....	....	....	1.2 e	0.3 e	0.3 e	0.3 e	0.3 e	0.3 e
Barbados	316	0.0 e	0.0 e	0.0 e	0.0 e	0.0 e	0.0 e	....	....	....	....	....	....
Bolivia	218	0.0 e	....	....	....	....	....	....	....	....	....	....	....
Brazil	223	2.7 e	0.7 e	1.2 e	0.1 e	....	0.0 e	28.0 e	10.0 e	4.7 e	5.6 e	7.5 e	7.4 e
Chile	228	0.0 e	....	0.0 e	0.0 e	....	....	1.0 e	0.4 e	0.1 e	0.2 e	0.1 e	0.1 e
Colombia	233	5.8 e	0.0 e	3.9 e	0.2 e	0.2 e	0.2 e	1.8 e	0.2 e	0.5 e	0.7 e	0.9 e	0.9 e
Costa Rica	238	....	....	....	....	....	....	0.0 e	0.0 e	0.0 e	0.0 e	0.0 e	0.0 e
Dominican Republic	243	....	....	....	....	....	....	0.2 e	0.0 e	0.0 e	0.0 e	0.0 e	0.0 e
Ecuador	248	0.0 e	....	....	....	....	....	....	....	....	....	....	....
Honduras	268	....	....	....	....	....	....	....	....	....	0.0 e	0.0 e	0.0 e
Jamaica	343	0.1 e	0.0 e	0.0 e	0.0 e	0.0 e	0.0 e	0.0 e	0.0 e	0.0 e	0.0 e	0.0 e	0.0 e
Mexico	273	0.4 e	0.0 e	0.3 e	0.4 e	0.5 e	0.6 e	0.6 e	0.0 e	0.3 e	0.1 e	0.3 e	0.2 e
Netherlands Antilles	353	0.0 e	0.0 e	0.0 e	0.0 e	0.0 e	0.0 e	0.0 e	0.0 e	0.0 e	0.0 e	0.0 e	0.0 e
Paraguay	288	....	....	....	....	....	....	0.4 e	0.1 e	0.1 e	0.1 e	0.1 e	0.1 e
Peru	293	....	....	....	....	....	....	2.5 e	0.8 e	0.4 e	0.4 e	0.4 e	0.5 e
St. Kitts and Nevis	361	0.0 e	0.0 e	0.0 e	0.0 e	0.0 e	0.0 e	....	....	....	....	....	....
St. Lucia	362	....	....	....	....	....	....	0.0 e	0.0 e	0.0 e	0.0 e	0.0 e	0.0 e
Suriname	366	0.0 e	0.0 e	0.0 e	0.0 e	0.0 e	0.0 e	....	....	....	....	....	....
Trinidad and Tobago	369	0.0 e	0.0 e	0.0 e	0.0 e	0.0 e	0.0 e	66.2 e	16.0 e	13.0 e	12.8 e	10.8 e	10.6 e
Uruguay	298	....	....	....	....	....	....	1.1 e	0.1 e	0.8 e	0.7 e	1.0 e	1.0 e
<b>Other Countries n.i.e</b>	<b>910</b>	<b>0.0</b>	<b>0.0</b>	<b>0.0</b>	<b>0.0</b>	<b>0.0</b>	<b>0.0</b>	<b>....</b>	<b>....</b>	<b>....</b>	<b>....</b>	<b>....</b>	<b>....</b>
Cuba	928	0.0 e	0.0 e	0.0 e	0.0 e	0.0 e	0.0 e	....	....	....	....	....	....
<b>Memorandum Items</b>													
Africa	605	23.8	6.1	5.8	4.5	6.4	55.8	126.7	29.1	25.8	22.8	27.2	27.1
Middle East	405	109.1	27.3	27.5	24.3	26.8	23.7	34.0	9.5	8.2	8.0	8.4	7.3
European Union	998	443.9	111.2	86.4	130.7	156.2	84.2	1,021.9	269.3	219.8	99.6	287.8	191.7
Export earnings: fuel	080	118.4	28.2	32.3	24.9	27.7	24.3	79.8	19.6	15.8	15.4	12.9	12.7
Export earnings: nonfuel	092	866.1	213.7	165.7	209.9	224.3	211.7	8,910.7	2,250.6	1,657.7	2,087.6	2,677.4	2,730.5



# Libya (672)

In Millions of U.S. Dollars

		Exports (FOB)						Imports (CIF)					
		2015	2015Q3	2015Q4	2016Q1	2016Q2	2016Q3	2015	2015Q3	2015Q4	2016Q1	2016Q2	2016Q3
IFS World		10,200.0	....	....	....	....	....	13,000.0	....	....	....	....	....
World	001	8,237.6	1,979.3	1,658.7	1,297.0	1,425.5	1,636.5	8,157.5	2,011.0	1,774.9	1,886.7	1,567.1	1,510.2
Advanced Economies	110	6,292.7	1,395.7	1,211.9	813.4	951.7	999.2	2,845.5	672.2	608.0	957.1	535.7	482.5
Euro Area	163	5,769.5	1,279.9	1,062.1	688.3	736.1	802.9	1,603.6	410.4	324.2	253.0	314.7	260.4
Austria	122	16.8	5.4 r	3.7 r	3.1 r	3.5 r	4.9 r	41.3	8.8 r	11.3 r	7.1 r	8.9 r	7.2 r
Belgium	124	15.9	9.2 r	4.1 r	0.1 r	1.3 r	3.5 r	47.5	9.8 r	15.2 r	9.3 r	18.3 r	8.7 r
Cyprus	423	0.0	....	0.0 r	4.9 r	5.1 r	0.0 r	....	....	....	....	....	....
Estonia	939	....	....	....	....	....	....	0.2 e	0.1 e	0.0 e	0.0 e	0.1 e	0.0 e
Finland	172	....	....	....	....	....	....	2.1	0.1 r	1.6 r	0.0 r	0.2 r	0.0 r
France	132	864.5	182.2 r	116.1 r	45.8 r	79.3 r	207.0 r	356.5	89.7 r	26.9 r	18.6 r	27.9 r	18.4 r
Germany	134	525.2	118.5 r	135.0 r	58.6 r	36.9 r	45.6 r	207.2	63.0 r	37.5 r	39.0 r	58.2 r	33.7 r
Greece	174	162.8	....	13.0 r	18.2 r	24.1 r	0.9 r	29.3	9.0 r	5.8 r	9.7 r	14.1 r	24.2 r
Ireland	178	0.0	0.0 r	0.0 r	0.0 r	0.0 r	0.0 r	47.5	15.3 r	10.6 r	8.8 r	19.6 r	16.5 r
Italy	136	3,037.2	714.6 r	488.9 r	342.6 r	347.4 r	384.8 r	538.0	133.5 r	116.2 r	98.1 r	89.8 r	81.2 r
Latvia	941	....	....	....	....	....	....	0.9	0.0 r	0.8 r	0.1 r	0.1 r	0.1 r
Lithuania	946	0.0 e	0.0 e	0.0 e	....	0.0 e	....	8.9	0.5 r	5.0 r	0.9 r	0.4 r	0.6 r
Luxembourg	137	....	....	....	....	....	....	0.4	0.1 r	0.1 r	0.2 r	0.1 r	0.2 r
Malta	181	18.5	13.0 r	0.3 r	5.6 r	2.2 r	0.6 r	27.5	5.1 r	4.7 r	3.0 r	7.3 r	6.2 r
Netherlands	138	678.0	170.7 r	164.4 r	66.6 r	90.3 r	65.5 r	85.5	20.1 r	27.1 r	30.7 r	12.0 r	13.0 r
Portugal	182	7.2	2.1 r	2.3 r	....	....	0.3 r	7.0	2.7 r	1.5 r	2.3 r	3.8 r	3.1 r
Slovak Republic	936	....	....	....	....	....	....	1.1	0.1 r	0.4 r	0.1 r	0.0 r	0.1 r
Slovenia	961	6.6	2.7 r	0.0 r	1.9 r	....	1.3 r	1.0	0.2 r	0.2 r	0.2 r	0.2 r	0.1 r
Spain	184	436.6	61.4 r	134.4 r	140.9 r	145.9 r	88.6 r	201.6	52.0 r	59.3 r	24.9 r	53.7 r	47.3 r
Australia	193	0.0 e	0.0 e	....	....	....	....	5.3	1.1 r	0.5 r	0.5 r	1.5 r	....
Canada	156	244.6	64.8 r	62.5 r	58.6 r	58.5 r	58.6 r	15.7	4.1 r	2.0 r	5.3 r	1.4 r	0.7 r
Czech Republic	935	0.7 e	0.3 e	0.2 e	0.2 e	0.1 e	0.0 e	1.2	0.1 r	0.2 r	0.1 r	0.3 r	0.3 r
Denmark	128	7.5	1.9 r	1.9 r	1.9 r	1.9 r	1.9 r	24.8	3.2 r	6.8 r	4.2 r	5.1 r	3.7 r
Japan	158	0.0	0.0 r	0.0 r	0.0 r	0.0 r	....	110.3	15.7 r	19.8 r	14.7 r	3.8 r	8.7 r
Korea, Republic of	542	54.7	9.2 r	1.2 r	29.4 r	18.7 r	32.0 r	652.5	141.4 r	153.4 r	613.1 r	91.6 r	70.0 r
New Zealand	196	....	....	....	0.0 e	....	0.0 e	14.1	3.5 r	3.5 r	0.6 r	8.1 r	0.7 r
Norway	142	19.6 e	7.1 e	8.3 e	9.5 e	14.2 e	15.8 e	19.5	4.7 r	5.2 r	4.7 r	4.7 r	4.6 r
Singapore	576	65.8	20.6 r	0.0 r	0.0 r	22.7 r	20.6 r	3.6	1.1 r	0.9 r	0.7 r	0.3 r	0.4 r
Sweden	144	0.0	0.0 r	0.0 r	0.2 r	0.2 r	0.0 r	15.5	5.7 r	0.9 r	3.7 r	6.4 r	7.0 r
Switzerland	146	....	....	....	....	....	....	28.6	7.5 r	10.8 r	12.2 r	9.5 r	19.0 r
Taiwan Prov. of China	528	0.8 e	0.4 e	0.2 e	0.0 e	9.2 e	0.5 e	18.7 e	4.1 e	4.5 e	4.2 e	3.1 e	3.3 e
United Kingdom	112	56.6	0.1 r	49.8 r	16.4 r	36.4 r	42.9 r	99.0	17.7 r	31.4 r	18.7 r	30.7 r	50.4 r
United States	111	73.0	11.5 r	25.6 r	8.9 r	53.6 r	24.0 r	233.0	51.9 r	44.1 r	21.4 r	54.4 r	53.3 r
Emerg. & Dev. Economies	200	1,944.9	583.6	446.8	483.6	473.9	637.2	5,312.0	1,338.8	1,167.0	929.6	1,031.4	1,027.7
Emerg. & Dev. Asia	505	783.5	300.0	45.0	71.0	18.1	87.5	1,712.9	482.5	343.9	347.1	308.4	321.5
Bangladesh	513	....	....	....	....	....	....	1.5	0.4 r	0.4 r	0.4 r	0.4 r	0.4 r
Brunei Darussalam	516	0.0 e	0.0 e	0.0 e	0.0 e	0.0 e	0.0 e	....	....	....	....	....	....
Cambodia	522	....	....	....	....	....	....	2.2 e	0.6 e	0.5 e	0.6 e	0.6 e	0.7 e
China,P.R.: Mainland	924	766.9	289.4 r	44.3 r	69.7 r	17.7 r	67.9 r	1,437.0	421.7 r	281.2 r	267.9 r	246.1 r	224.1 r
India	534	6.3	1.3 r	0.6 r	0.2 r	0.1 r	1.8 r	113.4	26.4 r	24.8 r	29.3 r	26.8 r	37.3 r
Indonesia	536	0.1	0.0 r	0.0 r	0.0 r	0.0 r	0.0 r	9.8	2.5 r	2.4 r	2.0 r	2.1 r	1.8 r
Malaysia	548	9.9	9.3 r	0.1 r	1.1 r	0.2 r	0.2 r	26.4	8.1 r	5.2 r	27.6 r	4.1 r	3.6 r
Nepal	558	....	....	....	....	....	....	0.1 e	0.0 e	0.0 e	0.0 e	0.0 e	0.0 e
Philippines	566	0.0 e	....	0.0 e	....	....	....	0.8	0.3 r	0.5 r	0.6 r	0.7 r	0.6 r
Sri Lanka	524	0.2 e	....	....	....	....	....	18.5	4.4 r	4.8 r	2.6 r	4.6 r	6.9 r
Thailand	578	0.0	0.0 r	0.0 r	0.0 r	0.0 r	17.5 r	90.7	14.9 r	21.4 r	14.1 r	20.7 r	44.0 r
Timor-Leste	537	....	....	....	....	....	....	1.0 e	0.4 e	0.3 e	0.1 e	0.1 e	0.0 e
Vanuatu	846	0.0 e	0.0 e	0.0 e	0.0 e	0.0 e	0.0 e	....	....	....	....	....	....
Vietnam	582	0.0	0.0 r	0.0 r	0.0 r	0.0 r	0.0 r	1.5	0.4 r	0.3 r	0.3 r	0.3 r	0.3 r
Asia n.s.	598	....	....	....	....	....	....	10.0	2.5 r	2.1 r	1.7 r	2.0 r	1.8 r
Europe	170	537.9	186.5	87.7	105.6	118.8	130.1	2,749.3	658.8	637.9	430.3	539.5	519.4
Emerg. & Dev. Europe	903	520.2	182.0	83.3	101.2	114.3	125.6	1,295.6	264.2	291.4	205.7	269.9	208.7
Albania	914	18.9 e	4.8 e	5.3 e	4.3 e	5.6 e	5.1 e	2.6	0.6 r	0.5 r	0.4 r	0.5 r	0.5 r
Bosnia and Herzegovina	963	0.0 e	0.0 e	0.0 e	0.0 e	0.0 e	0.0 e	8.2	2.0 r	1.7 r	1.4 r	1.7 r	1.5 r
Bulgaria	918	91.4	54.4 r	0.0 r	1.4 r	0.0 r	1.2 r	51.0	6.5 r	14.7 r	8.6 r	31.4 r	6.0 r
Croatia	960	273.8	91.0 r	60.9 r	60.9 r	90.3 r	88.0 r	7.2	0.4 r	0.8 r	0.7 r	2.6 r	0.5 r

# Libya (672)

In Millions of U.S. Dollars

		Exports (FOB)						Imports (CIF)					
		2015	2015Q3	2015Q4	2016Q1	2016Q2	2016Q3	2015	2015Q3	2015Q4	2016Q1	2016Q2	2016Q3
Hungary	944	0.4 e	0.1 e	0.1 e	0.0 e	0.0 e	0.0 e	3.8	0.6 r	1.3 r	0.9 r	0.9 r	0.8 r
Macedonia, FYR	962	....	....	....	....	....	....	0.4 e	0.1 e	0.1 e	0.1 e	0.1 e	0.1 e
Montenegro	943	....	....	....	....	0.0 e	....	6.1 e	1.4 e	1.0 e	0.4 e	....	....
Poland	964	....	....	....	....	....	....	17.2	2.7 r	4.1 r	3.1 r	3.3 r	2.0 r
Romania	968	4.8	1.4 r	0.2 r	1.6 r	0.6 r	0.9 r	89.6	25.0 r	19.1 r	10.6 r	47.0 r	39.5 r
Serbia, Republic of	942	0.2 e	0.1 e	0.1 e	0.0 e	0.0 e	....	49.5	9.4 r	14.8 r	7.8 r	7.2 r	6.5 r
Turkey	186	130.7	30.3 r	16.6 r	32.9 r	17.8 r	30.5 r	1,060.2	215.4 r	233.3 r	171.7 r	175.4 r	151.4 r
<b>CIS</b>	<b>901</b>	<b>17.8</b>	<b>4.4</b>	<b>4.4</b>	<b>4.4</b>	<b>4.4</b>	<b>4.5</b>	<b>291.5</b>	<b>104.9</b>	<b>104.0</b>	<b>25.7</b>	<b>29.4</b>	<b>100.0</b>
Armenia	911	....	....	....	....	....	....	0.2 e	0.1 e	....	0.4 e	0.0 e	0.4 e
Azerbaijan, Rep. of	912	0.0 e	0.0 e	0.0 e	0.0 e	0.0 e	0.0 e	0.8 e	0.2 e	0.2 e	0.2 e	0.2 e	0.2 e
Belarus	913	0.0 e	....	....	....	....	0.0 e	1.0	0.3 r	....	0.0 r	0.3 r	0.2 r
Georgia	915	17.1	4.3 r	4.3 r	4.3 r	4.3 r	4.3 r	0.2	0.0 r	0.0 r	....	0.0 r	0.0 r
Kazakhstan	916	....	....	....	....	....	....	4.9	1.2 r	1.0 r	0.8 r	1.0 r	0.9 r
Moldova	921	0.6 e	0.1 e	0.1 e	0.1 e	0.1 e	0.1 e	0.3 e	0.1 e	0.1 e	0.1 e	0.1 e	0.1 e
Russian Federation	922	0.0 e	....	....	....	....	....	171.6	67.7 r	67.1 r	11.1 r	2.3 r	45.8 r
Ukraine	926	0.0 e	....	....	....	....	....	112.4	35.3 r	35.5 r	13.0 r	25.5 r	52.4 r
Europe n.s.	884	....	....	....	....	....	....	1,162.1	289.7 r	242.5 r	198.9 r	240.2 r	210.8 r
<b>Mid East, N Africa, Pak</b>	<b>440</b>	<b>595.3</b>	<b>89.8</b>	<b>306.9</b>	<b>300.6</b>	<b>329.9</b>	<b>360.7</b>	<b>630.2</b>	<b>144.8</b>	<b>143.6</b>	<b>114.0</b>	<b>135.2</b>	<b>120.4</b>
Algeria	612	1.8	0.4 r	0.3 r	0.2 r	0.3 r	0.3 r	9.3	2.3 r	1.9 r	1.6 r	1.9 r	1.7 r
Bahrain, Kingdom of	419	....	....	....	....	....	....	15.0	3.7 r	3.1 r	2.6 r	3.1 r	2.7 r
Djibouti	611	....	....	....	....	....	....	0.0 e	0.0 e	0.0 e	0.0 e	0.0 e	0.0 e
Egypt	469	388.8	37.8 r	267.5 r	272.6 r	300.0 r	328.7 r	225.0	42.7 r	59.2 r	45.1 r	54.3 r	47.5 r
Iran, I.R. of	429	....	....	....	....	....	....	2.2	0.5 r	0.5 r	0.4 r	0.5 r	0.4 r
Jordan	439	0.0	0.0 r	0.0 r	0.0 r	0.0 r	0.0 r	19.9	4.8 r	5.7 r	4.8 r	3.5 r	4.9 r
Kuwait	443	0.1 e	0.0 e	0.0 e	0.0 e	0.0 e	0.0 e	0.4	0.1 r	0.1 r	0.1 r	0.1 r	0.1 r
Lebanon	446	19.4	7.4 r	2.7 r	....	....	....	0.9	0.3 r	0.3 r	0.1 r	0.1 r	0.1 r
Mauritania	682	0.0	0.0 r	0.0 r	0.0 r	0.0 r	0.0 r	0.3	0.1 r	0.1 r	0.0 r	0.1 r	0.0 r
Morocco	686	39.5	9.0 r	9.0 r	9.0 r	9.0 r	9.0 r	17.6	5.6 r	2.2 r	1.5 r	1.8 r	1.6 r
Oman	449	1.2	0.3 r	0.2 r	0.1 r	0.2 r	0.2 r	2.0	0.5 r	0.4 r	0.3 r	0.4 r	0.4 r
Pakistan	564	....	....	....	....	....	....	0.7	0.2 r	0.1 r	0.1 r	0.1 r	0.1 r
Qatar	453	....	....	....	....	....	....	1.1	0.3 r	0.2 r	0.2 r	0.2 r	0.2 r
Saudi Arabia	456	0.4	0.1 r	0.1 r	0.1 r	0.1 r	0.1 r	41.1	10.2 r	8.5 r	7.0 r	8.4 r	7.4 r
Sudan	732	1.2 e	0.2 e	0.4 e	0.4 e	0.5 e	0.4 e	0.5 e	0.0 e	....	....	....	....
Syrian Arab Republic	463	7.4	1.8 r	1.4 r	0.9 r	1.0 r	1.2 r	12.6	3.1 r	2.6 r	2.1 r	2.6 r	2.3 r
Tunisia	744	108.1	26.2 r	20.2 r	13.7 r	15.2 r	16.7 r	225.1	56.1 r	47.0 r	38.5 r	46.5 r	40.9 r
United Arab Emirates	466	27.5	6.6 r	5.1 r	3.4 r	3.8 r	4.2 r	55.9	13.9 r	11.6 r	9.5 r	11.5 r	10.1 r
Yemen, Republic of	474	....	....	....	....	....	....	0.6	0.2 r	0.1 r	0.1 r	0.1 r	0.1 r
<b>Sub-Saharan Africa</b>	<b>603</b>	<b>22.2</b>	<b>6.0</b>	<b>5.7</b>	<b>5.0</b>	<b>5.7</b>	<b>5.2</b>	<b>14.0</b>	<b>3.5</b>	<b>2.7</b>	<b>3.8</b>	<b>3.4</b>	<b>3.4</b>
Angola	614	0.0 e	0.0 e	0.0 e	0.0 e	0.0 e	0.0 e	....	....	....	....	....	....
Benin	638	0.0 e	0.0 e	0.0 e	0.0 e	0.0 e	0.0 e	0.1	0.0 r	0.0 r	0.0 r	0.0 r	0.0 r
Burkina Faso	748	5.7 e	1.7 e	1.3 e	1.2 e	1.4 e	1.3 e	0.1	0.0 r	0.0 r	0.0 r	0.0 r	0.0 r
Cameroon	622	3.6 e	0.8 e	0.8 e	0.7 e	0.9 e	0.9 e	0.2	0.0 r	0.0 r	0.0 r	0.0 r	0.0 r
Chad	628	....	....	....	....	....	....	0.0	0.0 r	0.0 r	0.0 r	0.0 r	0.0 r
Congo, Republic of	634	0.2 e	0.0 e	0.0 e	0.0 e	0.0 e	0.0 e	....	....	....	....	....	....
Côte d'Ivoire	662	4.0 e	1.2 e	1.2 e	1.0 e	1.1 e	0.9 e	0.0	0.0 r	0.0 r	0.0 r	0.0 r	0.0 r
Eritrea	643	0.1 e	0.0 e	0.0 e	0.0 e	0.0 e	0.0 e	....	....	....	....	....	....
Ethiopia	644	....	....	....	....	....	....	0.0	0.0 r	0.0 r	0.0 r	0.0 r	0.0 r
Gabon	646	0.0 e	0.0 e	0.0 e	0.0 e	0.0 e	0.0 e	3.0	0.8 r	0.6 r	0.5 r	0.6 r	0.6 r
Gambia, The	648	0.0 e	0.0 e	0.0 e	0.0 e	0.0 e	0.0 e	....	....	....	....	....	....
Ghana	652	3.9 e	1.1 e	1.0 e	0.8 e	1.1 e	0.9 e	0.2	0.0 r	0.0 r	0.0 r	0.0 r	0.0 r
Kenya	664	0.1 e	0.0 e	0.0 e	0.0 e	0.0 e	0.0 e	0.0	0.0 r	0.0 r	0.0 r	0.0 r	0.0 r
Lesotho	666	0.1 e	0.0 e	0.0 e	0.0 e	0.0 e	0.0 e	....	....	....	....	....	....
Liberia	668	0.0	0.0 r	0.0 r	0.0 r	0.0 r	0.0 r	....	....	....	....	....	....
Madagascar	674	....	....	....	....	....	....	0.0 e	0.0 e	0.0 e	0.0 e	0.0 e	0.0 e
Malawi	676	0.0 e	0.0 e	0.0 e	0.0 e	0.0 e	0.0 e	....	....	....	....	....	....
Mali	678	....	....	....	....	....	....	0.0	0.0 r	0.0 r	0.0 r	0.0 r	0.0 r
Mozambique	688	0.0 e	0.0 e	0.0 e	0.0 e	0.0 e	0.0 e	0.1 e	0.0 e	0.0 e	0.0 e	0.0 e	0.0 e
Namibia	728	....	....	....	....	....	....	0.8 e	0.2 e	0.2 e	0.2 e	0.2 e	0.1 e
Niger	692	....	....	....	....	....	....	3.8	1.0 r	0.8 r	0.7 r	0.8 r	0.7 r
Nigeria	694	....	....	....	....	....	....	0.3	0.1 r	0.1 r	0.0 r	0.1 r	0.1 r

# Libya (672)

In Millions of U.S. Dollars

		Exports (FOB)						Imports (CIF)					
		2015	2015Q3	2015Q4	2016Q1	2016Q2	2016Q3	2015	2015Q3	2015Q4	2016Q1	2016Q2	2016Q3
Senegal	722	....	....	....	....	....	....	0.2	....	....	....	....	....
South Africa	199	0.0 e	0.0 e	0.0 e	0.0 e	0.0 e	0.0 e	3.0	0.8 r	0.5 r	1.9 r	1.2 r	1.4 r
Tanzania	738	0.1 e	0.0 e	0.0 e	0.0 e	0.0 e	0.0 e	0.8	0.2 r	0.2 r	0.1 r	0.2 r	0.1 r
Togo	742	4.5 e	1.1 e	1.1 e	1.1 e	1.1 e	1.1 e	....	....	....	....	....	....
Zambia	754	0.0 e	....	0.0 e	....	....	....	....	....	....	....	....	....
Zimbabwe	698	0.0 e	0.0 e	0.0 e	0.0 e	0.0 e	0.0 e	....	....	....	....	....	....
Africa n.s.	799	....	....	....	....	....	....	1.3	0.3 r	0.3 r	0.2 r	0.3 r	0.2 r
<b>Western Hemisphere</b>	<b>205</b>	<b>5.8</b>	<b>1.4</b>	<b>1.5</b>	<b>1.4</b>	<b>1.4</b>	<b>53.8</b>	<b>205.7</b>	<b>49.3</b>	<b>38.9</b>	<b>34.3</b>	<b>45.0</b>	<b>63.1</b>
Argentina	213	5.5	1.4 r	1.4 r	1.4 r	1.4 r	1.4 r	82.7	20.6 r	17.2 r	14.1 r	17.0 r	14.9 r
Bolivia	218	0.0 e	0.0 e	....	....	....	....	....	....	....	....	....	....
Brazil	223	0.0	0.0 r	....	0.0 r	....	52.4 r	93.0	18.2 r	15.2 r	12.9 r	19.0 r	40.6 r
Chile	228	0.1 e	0.0 e	0.1 e	0.0 e	0.0 e	....	1.7	0.3 r	....	0.1 r	1.2 r	0.1 r
Colombia	233	0.2	....	....	....	....	....	8.5	1.9 r	2.0 r	2.0 r	2.1 r	2.0 r
Costa Rica	238	....	....	....	....	....	....	4.0	1.0 r	0.8 r	0.7 r	0.8 r	0.7 r
Dominican Republic	243	0.0 e	0.0 e	0.0 e	0.0 e	0.0 e	0.0 e	0.0 e	0.0 e	0.0 e	0.0 e	0.0 e	0.0 e
Ecuador	248	....	....	....	....	....	....	4.2	1.1 r	1.0 r	1.0 r	1.2 r	1.0 r
Grenada	328	0.0 e	0.0 e	0.0 e	0.0 e	0.0 e	0.0 e	....	....	....	....	....	....
Guatemala	258	0.0 e	0.0 e	0.0 e	0.0 e	0.0 e	0.0 e	0.8	0.2 r	0.2 r	0.1 r	0.2 r	0.1 r
Mexico	273	0.0	0.0 r	0.0 r	0.0 r	0.0 r	0.0 r	0.4	0.0 r	0.2 r	0.2 r	0.0 r	0.0 r
Panama	283	....	....	....	....	....	....	0.1	0.0 r	0.0 r	0.0 r	0.0 r	0.0 r
Paraguay	288	0.0 e	0.0 e	0.0 e	0.0 e	0.0 e	0.0 e	10.0 e	5.8 e	2.2 e	3.2 e	3.5 e	3.5 e
Peru	293	....	....	....	....	....	....	0.2	0.0 r	0.0 r	0.0 r	0.0 r	0.0 r
Uruguay	298	....	....	....	....	....	....	0.3	0.1 r	....	....	....	....
<b>Other Countries n.i.e</b>	<b>910</b>	<b>0.0</b>	<b>0.0</b>	<b>0.0</b>	<b>0.0</b>	<b>0.0</b>	<b>0.0</b>	<b>....</b>	<b>....</b>	<b>....</b>	<b>....</b>	<b>....</b>	<b>....</b>
Cuba	928	0.0 e	0.0 e	0.0 e	0.0 e	0.0 e	0.0 e	....	....	....	....	....	....
<b>Memorandum Items</b>													
Africa	605	172.8	41.7	35.6	28.3	30.6	31.6	266.7	67.6	53.8	45.5	53.7	47.5
Middle East	405	444.8	54.0	276.9	277.2	305.0	334.3	376.7	80.5	92.4	72.2	84.8	76.1
European Union	998	6,204.6	1,429.1	1,175.2	770.9	865.7	937.8	1,912.9	472.3	403.3	303.6	442.3	370.5
Export earnings: fuel	080	31.4	7.5	5.8	3.9	4.3	4.7	322.0	105.2	98.9	37.6	33.7	73.5
Export earnings: nonfuel	092	8,206.3	1,971.7	1,652.9	1,293.1	1,421.2	1,631.8	7,835.6	1,905.8	1,676.1	1,849.1	1,533.4	1,436.7

# Lithuania (946)

In Millions of U.S. Dollars

		Exports (FOB)						Imports (CIF)					
		2015	2015Q3	2015Q4	2016Q1	2016Q2	2016Q3	2015	2015Q3	2015Q4	2016Q1	2016Q2	2016Q3
IFS World		25,401.9	6,511.3	6,648.0	5,750.7	6,214.7	6,377.2	28,169.7	7,142.5	7,066.7	6,160.2	7,106.5	6,880.5
World	001	25,392.6	6,511.7	6,655.3	5,755.2	6,214.7	6,378.4	28,153.6	7,141.1	7,073.2	6,167.3	7,106.5	6,881.3
Advanced Economies	110	15,190.0	3,924.2	3,735.1	3,596.9	3,838.3	3,858.1	16,991.1	4,331.3	4,331.6	3,878.9	4,504.2	4,287.2
Euro Area	163	9,691.4	2,544.3	2,358.3	2,156.0	2,350.8	2,442.1	12,902.6	3,268.7	3,302.5	2,890.3	3,430.8	3,254.6
Austria	122	94.0	24.1	25.9	26.1	24.8	30.7	374.7	77.0	70.8	58.9	79.3	84.7
Belgium	124	424.0	106.7	122.0	87.5	85.4	97.1	843.2	209.2	209.3	197.4	217.5	208.4
Cyprus	423	9.7	2.5	2.1	2.1	3.2	4.2	70.2	2.9	2.7	2.7	3.4	2.7
Estonia	939	1,336.1	349.1	326.7	288.2	355.9	354.8	849.3	219.8	240.1	206.0	236.0	239.7
Finland	172	392.1	97.3	104.3	90.6	128.6	97.1	639.0	166.1	174.4	146.3	176.3	176.4
France	132	678.6	172.5	153.6	181.1	171.0	169.1	827.7	210.6	238.6	210.7	236.0	231.4
Germany	134	1,992.2	511.3	473.9	467.1	477.0	485.6	3,233.5	838.7	801.3	760.2	887.6	873.1
Greece	174	28.9	6.9	9.6	7.6	7.6	8.2	52.4	14.6	9.1	8.8	12.5	13.9
Ireland	178	93.5	21.5	18.6	24.9	20.0	15.0	92.8	19.3	20.7	21.5	29.9	26.0
Italy	136	527.7	134.6	140.6	126.2	137.6	142.9	1,275.2	320.7	331.5	302.1	449.0	362.2
Latvia	941	2,521.2	702.0	613.7	527.0	625.7	665.8	2,324.4	622.1	610.3	468.2	514.3	491.9
Luxembourg	137	4.0	1.1	1.0	1.0	2.2	2.3	17.9	3.5	7.0	6.8	27.4	29.1
Malta	181	7.7	0.6	2.2	0.5	0.7	1.6	3.9	1.4	0.8	0.7	1.3	1.0
Netherlands	138	1,020.9	255.4	220.7	208.3	185.3	210.3	1,445.9	349.5	372.6	312.7	344.2	300.8
Portugal	182	92.0	25.7	18.2	20.7	16.6	19.0	50.0	11.3	16.0	12.1	12.5	13.1
Slovak Republic	936	94.4	23.6	24.4	27.4	22.1	25.6	167.8	45.9	44.8	34.8	40.1	41.0
Slovenia	961	41.1	9.5	9.0	10.2	11.2	12.2	86.1	20.1	22.7	26.6	22.6	18.7
Spain	184	333.3	100.0	91.7	59.4	75.9	100.7	548.6	136.0	129.6	113.8	140.8	140.7
Australia	193	31.2	7.0	6.5	7.5	10.6	10.3	4.8	1.2	1.3	0.5	0.8	0.7
Canada	156	183.0	55.0	17.1	6.3	27.6	24.9	17.9	4.1	3.7	4.3	4.1	3.6
China,P.R.: Hong Kong	532	48.5	15.3	13.8	11.6	8.5	8.6	13.3	3.5	3.9	3.5	2.5	3.3
China,P.R.: Macao	546	0.2	0.1	0.0	0.1	0.0	0.0	0.0	....	....	0.0	0.0	0.0
Czech Republic	935	264.6	66.9	70.3	63.9	60.9	62.0	461.3	115.3	120.3	104.9	129.6	122.0
Denmark	128	662.3	144.8	157.6	180.3	171.9	152.9	507.3	108.1	150.1	124.3	136.4	97.3
Iceland	176	24.4	5.5	6.0	6.5	8.0	8.7	6.7	1.0	1.9	2.5	2.5	1.3
Israel	436	37.3	7.5	10.5	10.9	14.8	12.5	22.9	4.7	4.7	5.8	5.6	5.8
Japan	158	53.8	8.5	25.6	28.6	27.1	43.3	42.6	15.3	9.2	9.9	15.5	8.0
Korea, Republic of	542	64.9	12.9	15.2	16.3	13.7	15.3	222.9	54.6	56.0	63.4	82.9	75.1
New Zealand	196	4.2	0.8	1.0	1.7	1.3	1.7	13.5	3.6	4.2	2.7	3.4	4.0
Norway	142	663.0	162.0	165.0	185.7	197.7	182.0	305.8	85.1	64.6	104.6	104.3	92.9
San Marino	135	0.0	0.0	0.0	0.0	0.1	0.0	0.1	0.0	0.0	0.0	0.0	0.0
Singapore	576	98.7	50.1	16.1	4.5	27.1	22.2	3.3	0.6	0.7	0.5	1.0	0.5
Sweden	144	1,006.4	244.2	265.9	264.1	299.3	296.7	1,092.3	275.0	270.2	238.9	273.9	313.0
Switzerland	146	106.6	26.8	24.1	29.2	32.8	29.0	87.1	23.6	23.9	25.0	24.3	30.0
Taiwan Prov.of China	528	10.1	1.7	1.6	2.6	2.5	2.2	57.4	13.3	13.7	14.2	14.6	12.6
United Kingdom	112	1,135.1	290.1	272.6	274.5	258.1	246.9	831.3	235.9	220.4	176.1	183.9	187.3
United States	111	1,104.2	280.7	307.8	346.7	325.6	296.8	397.9	117.7	80.2	107.5	88.1	75.3
Emerg. & Dev. Economies	200	10,134.8	2,569.7	2,902.0	2,145.6	2,354.7	2,502.0	11,162.4	2,809.7	2,741.5	2,288.4	2,602.3	2,594.1
Emerg. & Dev. Asia	505	224.1	47.0	85.5	53.8	65.1	95.7	955.7	262.2	228.9	243.1	222.0	236.2
Bangladesh	513	3.4	0.5	1.1	0.5	0.9	1.8	1.7	0.5	0.4	0.5	0.6	0.7
Bhutan	514	0.0	....	....	....	....	....	....	....	....	....	....	....
Brunei Darussalam	516	0.1	0.0	0.0	0.0	....	0.0	0.0	....	0.0	....	....	....
Cambodia	522	2.6	0.6	0.9	0.6	0.4	0.2	1.0	0.2	0.4	0.5	0.5	0.4
China,P.R.: Mainland	924	113.4	26.1	31.4	31.4	38.0	28.7	805.3	225.1	189.6	202.6	183.6	201.5
Fiji	819	....	....	....	....	....	0.0	....	....	....	....	....	....
F.T. French Polynesia	887	....	....	....	....	0.0	0.1	0.0	0.0	0.0	0.0	....	0.0
F.T. New Caledonia	839	0.1	0.0	0.0	0.0	0.1	0.0	0.0	....	....	....	....	....
India	534	56.3	6.2	39.3	10.3	8.9	53.0	57.4	15.4	14.7	16.0	14.5	13.6
Indonesia	536	6.0	0.7	1.4	0.5	4.4	1.5	32.3	7.6	8.2	9.3	5.0	4.5
Lao People's Dem.Rep	544	0.0	....	0.0	0.0	0.0	....	....	....	....	0.0	....	....
Malaysia	548	6.8	1.7	1.9	0.9	2.0	1.5	8.1	1.4	2.4	2.4	2.1	2.2
Maldives	556	0.5	0.0	0.1	0.1	0.0	0.0	....	....	....	0.0	....	....
Marshall Islands	867	0.8	0.4	0.2	0.0	0.0	0.1	....	....	....	....	0.0	....
Micronesia	868	....	....	....	....	0.0	....	....	....	....	....	....	....
Mongolia	948	8.7	3.2	2.0	1.9	2.7	1.8	0.0	0.0	0.0	....	0.0	0.0
Myanmar	518	0.2	0.2	0.1	0.1	0.0	0.1	1.4	0.7	0.3	0.4	0.5	0.5

# Lithuania (946)

In Millions of U.S. Dollars

		Exports (FOB)						Imports (CIF)					
		2015	2015Q3	2015Q4	2016Q1	2016Q2	2016Q3	2015	2015Q3	2015Q4	2016Q1	2016Q2	2016Q3
Nepal	558	0.1	0.0	0.0	0.1	0.0	0.1	0.1	0.0	0.0	0.0	0.0	0.0
Palau	565	....	....	....	....	....	0.0	....	....	....	....	....	....
Papua New Guinea	853	0.1	....	0.1	....	....	0.0	....	....	....	....	....	....
Philippines	566	2.9	0.6	0.9	3.2	0.8	1.2	2.0	0.7	0.3	0.6	0.5	0.7
Solomon Islands	813	0.0	....	0.0	....	....	....	....	....	....	....	....	....
Sri Lanka	524	1.1	0.4	0.5	0.2	0.2	0.2	5.3	1.2	1.6	0.9	1.3	1.1
Thailand	578	6.5	2.5	1.0	0.9	2.5	2.2	17.5	4.3	5.1	4.1	7.0	4.9
Timor-Leste	537	....	....	....	0.0	0.0	0.0	....	....	....	....	....	....
Vanuatu	846	0.0	0.0	0.0	0.0	0.0	0.0	....	....	....	....	....	....
Vietnam	582	14.3	3.9	4.6	3.0	4.1	3.0	23.6	5.2	6.0	5.7	6.2	6.0
Asia n.s.	598	0.1	0.0	0.1	0.0	0.0	0.0	0.0	0.0	....	0.1	....	....
<b>Europe</b>	170	<b>9,172.3</b>	<b>2,330.8</b>	<b>2,496.1</b>	<b>1,888.5</b>	<b>2,112.4</b>	<b>2,165.3</b>	<b>9,633.5</b>	<b>2,428.2</b>	<b>2,395.5</b>	<b>1,978.4</b>	<b>2,284.9</b>	<b>2,312.7</b>
<b>Emerg. &amp; Dev. Europe</b>	903	<b>3,025.7</b>	<b>798.8</b>	<b>760.2</b>	<b>716.9</b>	<b>758.8</b>	<b>673.4</b>	<b>3,430.2</b>	<b>873.6</b>	<b>907.9</b>	<b>827.8</b>	<b>921.4</b>	<b>871.1</b>
Albania	914	2.1	0.6	0.5	0.4	0.7	0.6	0.6	0.2	0.0	0.1	0.1	0.2
Bosnia and Herzegovina	963	3.4	0.6	1.1	1.1	0.9	1.0	0.7	0.2	0.2	0.2	0.3	0.5
Bulgaria	918	61.7	16.4	19.3	11.6	17.6	14.8	55.2	12.2	16.5	14.1	19.2	17.2
Croatia	960	22.1	7.1	6.0	5.7	7.1	6.5	11.1	1.6	4.1	1.7	2.3	1.8
Faroe Islands	816	4.1	1.2	1.0	1.1	1.3	1.7	2.0	0.3	0.2	1.3	1.9	0.9
Gibraltar	823	36.0	15.4	0.0	19.3	0.1	0.2	....	....	....	....	0.0	....
Hungary	944	154.0	40.5	37.5	39.1	41.9	40.7	220.7	61.0	64.0	54.3	61.1	54.9
Kosovo	967	2.7	0.7	0.5	0.5	0.4	0.6	0.6	0.0	....	....	0.0	0.0
Macedonia, FYR	962	3.9	0.4	3.0	0.6	0.7	0.4	2.4	0.5	0.3	0.4	1.0	0.5
Montenegro	943	0.4	0.1	0.1	0.1	0.1	0.2	0.0	....	....	....	0.1	0.0
Poland	964	2,467.4	647.6	627.4	545.3	614.5	532.8	2,899.6	739.8	763.2	697.4	774.8	743.2
Romania	968	77.7	24.4	21.6	19.9	18.7	24.6	73.9	21.7	17.1	17.4	15.7	16.4
Serbia, Republic of	942	11.0	2.6	4.4	2.6	3.4	3.1	9.0	2.5	2.0	2.7	2.9	3.8
Turkey	186	179.3	41.0	37.9	69.7	51.5	46.1	154.5	33.6	40.3	38.1	42.1	31.7
<b>CIS</b>	901	<b>6,146.4</b>	<b>1,532.0</b>	<b>1,735.9</b>	<b>1,171.6</b>	<b>1,353.6</b>	<b>1,491.9</b>	<b>6,203.3</b>	<b>1,554.5</b>	<b>1,487.6</b>	<b>1,150.5</b>	<b>1,363.5</b>	<b>1,441.6</b>
Armenia	911	18.3	5.9	6.8	6.1	6.8	4.3	2.0	0.5	0.8	0.4	0.6	0.4
Azerbaijan, Rep. of	912	41.2	9.0	6.7	4.2	6.1	13.6	34.8	34.1	0.2	0.0	1.4	1.6
Belarus	913	1,170.4	277.4	305.3	190.4	230.3	260.6	975.0	249.2	220.4	178.1	256.3	176.3
Georgia	915	51.1	11.2	13.6	6.4	8.9	10.5	29.2	9.3	9.9	4.6	6.5	4.2
Kazakhstan	916	429.8	121.4	99.2	64.1	88.3	77.8	317.1	5.4	90.8	139.6	72.3	151.7
Kyrgyz Republic	917	26.7	6.0	4.3	2.8	4.8	5.3	17.0	3.6	3.3	3.8	2.9	2.4
Moldova	921	39.1	11.8	15.4	9.4	9.5	10.3	8.7	1.5	2.3	2.1	2.0	1.3
Russian Federation	922	3,477.2	857.4	975.6	710.3	827.5	879.0	4,593.3	1,190.9	1,101.1	767.6	968.4	1,038.3
Tajikistan	923	24.0	6.4	5.1	3.1	4.3	7.3	0.2	0.1	0.0	0.1	2.4	2.7
Turkmenistan	925	33.6	13.4	7.2	4.0	7.1	4.5	0.3	0.1	0.1	0.4	0.3	0.0
Ukraine	926	711.6	184.5	265.3	126.6	131.4	193.0	220.9	58.8	57.3	52.8	49.4	61.9
Uzbekistan	927	123.4	27.8	31.4	44.1	28.5	25.7	4.9	1.0	1.2	1.0	1.1	0.9
Europe n.s.	884	0.1	....	0.0	....	....	0.0	0.0	0.0	0.0	0.2	0.0	....
<b>Mid East, N Africa, Pak</b>	440	<b>489.0</b>	<b>116.8</b>	<b>234.8</b>	<b>144.0</b>	<b>109.5</b>	<b>148.5</b>	<b>259.0</b>	<b>45.5</b>	<b>45.1</b>	<b>18.2</b>	<b>39.5</b>	<b>10.7</b>
Afghanistan, I.R. of	512	5.0	0.8	1.8	0.7	0.9	0.6	0.0	0.0	....	....	....	0.0
Algeria	612	42.9	5.9	7.7	1.2	2.0	6.9	78.8	33.7	....	0.1	....	....
Bahrain, Kingdom of	419	0.3	0.0	0.1	0.2	0.1	0.0	0.9	0.2	0.5	0.1	0.1	0.2
Djibouti	611	0.0	....	0.0	0.0	0.0	0.1	....	....	....	....	....	....
Egypt	469	20.7	1.6	13.8	15.9	32.1	34.7	10.9	1.3	0.9	5.0	2.2	1.1
Iran, I.R. of	429	50.2	14.5	22.4	13.1	1.2	1.3	3.8	0.8	1.0	1.8	0.7	0.8
Iraq	433	2.9	1.0	0.6	0.5	1.8	1.5	23.4	0.0	23.3	0.0	0.0	0.0
Jordan	439	5.4	1.2	1.3	1.8	1.2	0.7	0.2	0.0	0.1	0.0	0.1	0.1
Kuwait	443	3.4	0.7	1.5	0.6	1.0	0.5	0.0	0.0	0.0	0.0	0.0	0.0
Lebanon	446	3.6	1.1	0.8	0.7	0.6	0.9	0.1	0.0	0.0	0.1	0.3	0.2
Libya	672	8.0	0.5	4.5	0.8	0.4	0.5	0.0	0.0	0.0	....	0.0	....
Mauritania	682	0.6	0.1	0.4	0.3	0.1	0.0	0.3	0.2	0.0	0.0	0.1	0.1
Morocco	686	13.6	1.3	9.4	1.2	1.1	3.2	41.0	0.1	7.8	1.7	0.9	0.1
Oman	449	2.7	0.6	0.6	0.4	0.7	1.0	62.0	0.0	0.0	0.0	0.1	0.1
Pakistan	564	4.1	1.1	0.8	2.4	1.6	2.0	21.5	5.3	5.3	6.1	4.9	5.0
Qatar	453	1.3	0.4	0.3	0.6	0.5	0.2	2.2	0.3	1.0	0.9	1.2	1.0
Saudi Arabia	456	242.5	72.0	128.4	52.0	29.8	76.8	11.8	2.7	5.0	1.9	27.8	1.2
Somalia	726	0.0	....	0.0	....	0.0	0.1	....	....	....	....	....	....

# Lithuania (946)

In Millions of U.S. Dollars

		Exports (FOB)						Imports (CIF)					
		2015	2015Q3	2015Q4	2016Q1	2016Q2	2016Q3	2015	2015Q3	2015Q4	2016Q1	2016Q2	2016Q3
Sudan	732	1.1	0.5	0.5	11.9	6.8	0.0	0.0	....	....	0.0	0.0	0.0
Syrian Arab Republic	463	0.5	0.1	0.3	0.1	0.0	0.1	0.0	....	0.0	....	....	....
Tunisia	744	1.6	0.4	0.6	0.4	0.3	0.5	0.1	0.0	0.0	0.0	0.1	0.0
United Arab Emirates	466	77.8	12.8	38.8	39.2	17.0	16.6	2.0	0.6	0.1	0.4	1.0	0.7
West Bank and Gaza	487	0.3	0.0	0.1	0.0	0.2	0.1	....	....	....	....	....	....
Yemen, Republic of	474	0.5	0.0	0.4	0.1	10.0	0.1	....	....	....	....	....	....
<b>Sub-Saharan Africa</b>	<b>603</b>	<b>147.9</b>	<b>33.6</b>	<b>52.4</b>	<b>47.2</b>	<b>51.9</b>	<b>61.0</b>	<b>160.9</b>	<b>33.4</b>	<b>31.9</b>	<b>19.4</b>	<b>30.8</b>	<b>12.4</b>
Angola	614	3.1	1.3	1.3	0.5	1.8	18.8	0.0	0.0	....	0.0	....	....
Benin	638	8.4	2.0	2.7	1.2	0.8	0.4	0.2	0.1	0.1	0.2	0.3	0.1
Botswana	616	....	....	....	....	0.0	0.0	0.0	....	0.0	....	....	0.0
Burkina Faso	748	0.6	0.1	0.2	0.1	0.2	0.0	....	....	....	....	....	....
Burundi	618	0.1	....	0.0	0.0	0.0	....	....	....	....	....	....	0.0
Cabo Verde	624	0.1	0.0	0.0	....	0.0	0.0	....	....	....	....	....	....
Cameroon	622	1.1	0.3	0.5	0.1	0.4	1.6	0.1	0.0	0.0	....	....	0.0
Central African Rep.	626	0.1	0.1	....	....	....	....	0.0	....	....	....	....	....
Chad	628	....	....	....	....	0.0	0.0	....	....	....	....	....	....
Comoros	632	....	....	....	0.1	....	....	0.0	....	0.0	....	0.0	....
Congo, Dem. Rep. of	636	0.4	0.2	0.1	0.0	0.0	0.0	0.0	0.0	0.0	....	0.0	....
Congo, Republic of	634	1.5	0.7	0.3	0.0	0.0	9.5	0.0	0.0	....	0.2	0.0	0.0
Côte d'Ivoire	662	0.5	0.2	0.2	0.3	2.1	0.2	0.0	0.0	....	0.1	....	....
Equatorial Guinea	642	0.2	0.0	0.1	0.0	0.1	0.0	0.0	0.0	....	....	....	....
Eritrea	643	....	....	....	....	0.0	....	....	....	....	....	....	....
Ethiopia	644	0.9	0.3	0.3	0.1	0.7	0.3	0.4	0.1	0.1	0.2	0.1	....
Gabon	646	0.7	0.3	0.1	0.0	0.0	0.0	....	....	....	....	....	0.0
Gambia, The	648	0.3	0.1	0.0	0.1	0.0	0.0	....	....	....	....	....	....
Ghana	652	1.5	0.5	0.2	0.5	1.0	0.8	0.0	....	0.0	0.0	0.0	0.0
Guinea	656	0.8	0.2	0.0	0.0	0.2	0.1	....	....	....	0.0	0.1	....
Guinea-Bissau	654	....	....	....	....	0.0	0.1	....	....	....	....	....	....
Kenya	664	30.6	0.7	22.1	12.5	10.1	0.7	0.1	0.0	0.0	0.1	0.1	0.0
Lesotho	666	....	....	....	0.0	....	....	0.0	....	0.0	....	....	....
Liberia	668	0.2	0.1	0.1	0.1	0.1	0.1	....	....	....	....	0.0	....
Madagascar	674	0.0	0.0	0.0	0.0	0.0	0.0	0.0	0.0	....	....	0.0	0.0
Malawi	676	0.3	0.1	0.0	0.1	0.4	0.5	8.1	1.6	2.0	1.3	0.7	1.6
Mali	678	0.2	0.0	0.1	0.1	0.0	0.0	0.0	0.0	....	....	....	....
Mauritius	684	0.4	0.1	0.1	0.1	0.1	0.2	0.0	0.0	0.0	0.0	0.0	0.0
Mozambique	688	12.4	2.9	6.7	1.2	2.4	8.4	14.5	2.3	8.7	3.0	2.4	1.2
Namibia	728	2.9	2.5	0.1	0.2	9.2	0.3	0.2	....	0.0	0.1	....	0.0
Niger	692	0.0	0.0	0.0	0.1	0.0	0.0	0.0	0.0	....	....	0.0	....
Nigeria	694	8.0	0.4	0.6	0.7	14.3	11.5	51.3	0.0	0.0	0.0	0.0	0.0
Rwanda	714	0.5	0.1	0.1	0.1	0.7	0.0	0.0	0.0	....	....	....	0.0
Senegal	722	0.7	0.3	0.1	3.4	0.3	0.1	0.0	0.0	0.0	....	0.0	0.0
Seychelles	718	0.2	0.1	....	0.1	0.1	0.0	0.0	0.0	0.0	....	....	....
Sierra Leone	724	0.2	0.0	0.0	0.1	0.0	0.0	....	....	....	0.0	....	....
South Africa	199	27.9	16.7	3.6	15.9	3.3	4.8	76.9	26.8	18.1	12.1	25.2	8.4
South Sudan, Rep. of	733	0.0	....	....	....	....	....	....	....	....	....	....	....
Swaziland	734	0.1	0.1	....	....	....	....	....	....	....	....	....	....
Tanzania	738	8.2	0.1	7.9	5.0	0.2	0.1	8.3	2.2	2.5	1.9	1.6	0.8
Togo	742	32.6	2.9	3.0	0.7	3.2	2.1	....	....	....	....	....	....
Uganda	746	1.9	0.1	1.8	0.3	0.0	0.0	0.2	0.0	0.2	0.2	0.2	0.2
Zambia	754	0.2	0.0	0.0	2.7	0.1	0.2	....	....	....	....	....	....
Zimbabwe	698	0.1	0.0	....	0.9	0.1	0.0	0.4	0.2	0.0	....	....	0.1
<b>Western Hemisphere</b>	<b>205</b>	<b>101.6</b>	<b>41.4</b>	<b>33.1</b>	<b>12.1</b>	<b>15.9</b>	<b>31.4</b>	<b>153.2</b>	<b>40.5</b>	<b>40.0</b>	<b>29.4</b>	<b>25.1</b>	<b>22.0</b>
Antigua and Barbuda	311	0.0	0.0	0.0	0.0	0.0	0.0	....	....	....	....	....	0.0
Argentina	213	39.4	20.1	15.3	1.4	1.0	5.3	36.6	10.0	13.0	6.6	4.3	5.0
Aruba	314	....	....	....	....	0.0	....	....	....	....	....	....	....
Bahamas, The	313	0.4	0.1	0.1	0.1	0.0	0.1	....	....	....	....	....	0.0
Barbados	316	0.0	0.0	0.0	0.0	0.0	0.0	0.0	0.0	0.0	....	0.0	....
Belize	339	0.2	0.1	0.1	1.2	0.0	0.1	0.0	....	0.0	....	....	....
Bermuda	319	0.0	....	....	0.1	....	0.0	....	....	....	....	0.0	....
Bolivia	218	0.5	0.1	0.2	0.1	0.1	0.2	0.8	0.3	0.3	0.0	0.2	0.2

# Lithuania (946)

In Millions of U.S. Dollars

		Exports (FOB)						Imports (CIF)					
		2015	2015Q3	2015Q4	2016Q1	2016Q2	2016Q3	2015	2015Q3	2015Q4	2016Q1	2016Q2	2016Q3
Brazil	223	18.0	7.9	7.5	1.2	1.5	5.4	27.4	6.1	5.4	6.3	6.3	5.4
Chile	228	3.2	0.8	0.8	1.7	2.4	2.0	15.0	2.1	4.0	5.0	5.1	3.1
Colombia	233	1.8	0.4	0.3	0.3	0.4	0.5	2.1	0.6	0.5	0.4	0.5	0.9
Costa Rica	238	0.2	0.0	0.1	0.5	0.5	0.2	8.3	2.2	2.3	2.8	3.7	3.1
Curacao	354	0.0	0.0	....	....	0.0	0.0	....	....	....	....	0.0	....
Dominica	321	0.3	0.0	0.0	0.0	0.3	0.3	0.0	0.0	....	....	....	....
Dominican Republic	243	0.5	0.2	0.1	0.3	0.8	0.6	0.1	0.0	0.0	0.0	....	0.0
Ecuador	248	1.0	0.1	0.1	0.2	0.3	0.3	10.1	2.8	2.3	5.1	3.0	2.2
El Salvador	253	0.0	0.0	....	0.0	0.1	0.0	0.1	0.1	0.0	0.0	0.0	0.1
Greenland	326	0.7	0.3	0.3	0.0	0.1	0.1	0.2	....	0.1	....	....	0.0
Grenada	328	0.0	0.0	....	0.0	0.0	0.0	....	....	....	....	....	....
Guatemala	258	1.3	0.1	0.8	0.1	0.1	0.1	0.0	....	....	0.0	0.0	....
Guyana	336	....	....	....	....	0.0	0.2	....	....	....	....	0.0	0.0
Haiti	263	0.0	0.0	....	0.0	0.1	0.1	0.0	0.0	0.0	0.0	0.0	0.0
Honduras	268	0.0	0.0	0.0	0.0	0.0	0.1	0.0	0.0	0.0	0.0	0.0	0.0
Jamaica	343	0.1	0.0	0.0	....	0.0	0.0	....	....	....	0.0	0.0	....
Mexico	273	21.3	7.3	4.1	3.6	5.0	4.6	47.0	15.1	10.5	2.1	1.1	1.3
Nicaragua	278	0.4	0.2	0.1	0.0	0.0	0.1	0.1	0.0	0.1	0.0	0.0	0.0
Panama	283	2.0	0.4	0.4	0.4	1.1	1.8	0.0	0.0	0.0	....	0.0	....
Paraguay	288	1.1	0.7	0.1	0.1	0.1	0.2	0.0	....	0.0	0.0	....	....
Peru	293	3.6	1.2	1.2	0.3	0.6	0.5	3.9	0.7	1.3	0.8	0.7	0.4
Sint Maarten	352	0.0	....	....	0.0	....	....	....	....	....	....	....	....
St. Kitts and Nevis	361	0.0	0.0	0.0	0.0	0.0	0.0	0.0	....	....	....	0.0	....
St. Lucia	362	0.0	0.0	0.0	0.0	0.0	0.0	0.0	0.0	0.0	0.0	0.0	0.0
St. Vincent & Grens.	364	0.1	0.0	0.0	0.0	0.0	0.0	....	....	....	....	....	....
Suriname	366	0.5	0.1	0.4	0.0	....	0.0	....	....	....	0.0	0.0	0.0
Trinidad and Tobago	369	0.1	0.1	0.0	0.1	0.0	0.0	....	....	....	....	....	....
Uruguay	298	0.5	0.2	0.1	0.2	0.8	8.6	1.4	0.3	0.3	0.3	0.2	0.2
Venezuela, Rep. Bol.	299	2.3	0.2	0.4	0.2	0.2	0.0	0.0	0.0	....	....	0.0	....
Western Hem. n.s.	399	1.5	0.7	0.5	0.0	0.0	0.0	....	....	....	....	0.0	0.0
<b>Other Countries n.i.e</b>	<b>910</b>	<b>7.1</b>	<b>0.3</b>	<b>3.3</b>	<b>....</b>	<b>0.6</b>	<b>0.7</b>	<b>0.0</b>	<b>....</b>	<b>0.0</b>	<b>....</b>	<b>....</b>	<b>0.0</b>
Cuba	928	7.1	0.3	3.3	....	0.6	0.7	0.0	....	0.0	....	....	0.0
<b>Special Categories</b>	<b>899</b>	<b>60.6</b>	<b>17.5</b>	<b>15.0</b>	<b>12.6</b>	<b>21.1</b>	<b>17.6</b>	<b>....</b>	<b>....</b>	<b>....</b>	<b>....</b>	<b>....</b>	<b>....</b>
<b>Countries &amp; Areas n.s.</b>	<b>898</b>	<b>....</b>	<b>....</b>	<b>....</b>	<b>....</b>	<b>....</b>	<b>....</b>	<b>0.1</b>	<b>0.1</b>	<b>0.1</b>	<b>0.0</b>	<b>0.0</b>	<b>0.0</b>
<b>Memorandum Items</b>													
Africa	605	207.8	41.8	70.9	62.1	62.2	71.8	281.2	67.5	39.8	21.2	31.9	12.7
Middle East	405	420.1	106.8	213.8	125.9	96.6	135.1	117.2	6.1	31.9	10.3	33.5	5.5
European Union	998	15,542.7	4,026.5	3,836.4	3,560.3	3,840.7	3,820.1	19,055.2	4,839.2	4,928.4	4,319.5	5,027.6	4,807.7
Export earnings: fuel	080	4,433.7	1,113.3	1,297.4	893.3	1,010.8	1,121.3	5,194.8	1,272.8	1,226.3	918.6	1,077.0	1,199.0
Export earnings: nonfuel	092	20,958.8	5,398.4	5,358.0	4,861.9	5,203.9	5,257.1	22,958.9	5,868.3	5,846.8	5,248.7	6,029.6	5,682.3

# Luxembourg (137)

In Millions of U.S. Dollars

		Exports (FOB)						Imports (CIF)					
		2015	2015Q3	2015Q4	2016Q1	2016Q2	2016Q3	2015	2015Q3	2015Q4	2016Q1	2016Q2	2016Q3
IFS World		13,098.2	3,216.3	3,271.2	3,209.9	3,504.5	3,275.0	19,305.4	4,841.1	4,696.6	4,541.6	4,874.9	4,667.4
World	001	17,218.2	3,929.2	4,756.8	4,014.3	4,332.9	3,865.1	23,314.6	5,603.0	5,956.1	5,279.7	5,638.9	5,153.4
Advanced Economies	110	15,061.1	3,423.8	4,216.7	3,510.1	3,789.8	3,382.7	19,124.9	4,750.5	4,699.4	4,498.1	4,823.7	4,507.2
Euro Area	163	12,149.8	2,843.5	3,186.0	2,901.4	3,097.5	2,742.9	16,075.8	3,845.5	4,065.8	3,825.1	4,192.6	3,759.3
Austria	122	252.5	68.4	59.5	59.4	67.3	66.9	126.3	26.2	38.2	35.4	33.4	37.5
Belgium	124	2,863.3	683.7	712.6	664.0	721.6	637.7	6,462.2	1,526.1	1,644.8	1,554.9	1,678.4	1,478.3
Cyprus	423	7.7	0.9	4.1	1.8	5.4	4.3	16.2	2.7	2.7	2.4	2.8	2.0
Estonia	939	8.4	2.7	1.6	2.9	7.1	6.6	2.1	0.5	0.5	0.4	0.5	0.6
Finland	172	57.7	14.6	13.9	13.0	13.3	12.9	26.8	6.7	7.6	5.5	6.3	4.8
France	132	2,854.9	618.5	874.6	654.1	691.1	575.5	2,251.7	532.2	581.8	540.3	594.9	507.6
Germany	134	3,805.8	908.5	915.9	916.2	940.7	944.8	5,344.8	1,318.4	1,345.8	1,251.0	1,418.3	1,278.7
Greece	174	112.7	25.2	53.5	25.8	12.8	9.4	14.2	4.3	3.6	3.7	4.5	4.7
Ireland	178	39.2	8.9	8.8	11.6	12.6	12.0	95.3	21.6	20.7	28.0	24.1	29.8
Italy	136	799.6	170.3	180.6	159.2	165.6	139.1	466.8	111.3	119.7	114.4	117.4	110.7
Latvia	941	21.5	5.5	9.6	3.8	6.0	6.8	4.7	1.2	1.6	1.3	1.5	2.2
Lithuania	946	10.7	2.8	2.8	6.9	44.8	31.2	7.4	1.6	2.7	1.6	2.7	2.9
Malta	181	1.8	1.1	0.4	0.9	1.1	1.3	1.6	0.4	0.5	0.3	0.3	0.2
Netherlands	138	690.5	181.8	180.9	213.6	234.2	177.2	1,001.5	235.8	232.4	217.1	238.8	234.8
Portugal	182	50.1	13.4	12.7	15.8	18.9	13.3	62.1	14.3	17.7	14.8	14.7	12.9
Slovak Republic	936	53.9	11.5	17.3	13.7	11.1	11.7	22.7	5.3	4.2	6.1	6.1	7.6
Slovenia	961	34.0	9.3	9.8	10.5	9.6	9.8	14.5	2.9	3.5	3.6	4.7	4.6
Spain	184	485.5	116.4	127.2	128.1	134.3	82.3	155.1	33.9	38.0	44.4	43.3	39.5
Australia	193	21.2	4.4	6.6	4.8	3.8	5.9	1.5	0.1	0.6	0.2	1.1	0.6
Canada	156	105.2	23.8	26.8	26.5	21.8	19.8	123.6	12.7	33.0	96.9	47.4	57.8
China,P.R.: Hong Kong	532	44.0	13.5	11.2	8.3	6.2	7.6	8.8	1.8	2.0	5.3	2.3	3.1
China,P.R.: Macao	546	0.3	0.0	0.1	0.0	0.1	0.0	0.0	0.0	0.0	0.0	0.0	0.0
Czech Republic	935	451.3	84.6	148.9	69.3	69.9	86.6	142.4	32.0	33.2	41.7	53.6	45.0
Denmark	128	129.5	32.1	28.5	35.8	28.7	21.8	55.8	12.9	12.8	11.9	12.1	12.4
Iceland	176	3.3	1.2	0.4	0.1	9.6	0.3	0.0	0.0	0.0	0.0	0.6	0.0
Israel	436	23.1	6.4	5.1	10.9	6.5	5.7	5.0	1.9	0.8	0.9	3.5	2.9
Japan	158	70.2	14.8	18.4	17.7	17.4	23.9	247.7	56.1	79.8	104.2	112.6	120.5
Korea, Republic of	542	49.8	12.4	14.1	13.4	17.2	12.4	13.0	3.0	2.6	3.8	3.8	3.3
New Zealand	196	2.7	0.9	0.4	0.5	1.2	1.5	0.3	0.2	0.1	0.0	0.0	0.0
Norway	142	66.8	15.8	15.5	24.2	19.9	17.4	1.6	0.6	0.3	0.2	0.5	0.7
San Marino	135	0.0	0.0	....	0.0	....	0.0	0.0	....	0.0	0.0	0.0	0.0
Singapore	576	30.2	6.2	6.3	6.1	4.5	4.2	3.5	0.4	0.7	1.2	0.6	0.5
Sweden	144	192.9	40.9	40.7	48.9	50.9	45.0	61.5	11.7	18.5	19.2	21.1	18.0
Switzerland	146	427.5	72.0	167.6	86.8	126.2	144.7	133.5	24.5	58.2	21.2	56.3	18.8
Taiwan Prov.of China	528	27.4	4.0	3.0	1.4	1.8	4.1	41.3	11.2	9.2	9.2	11.8	11.8
United Kingdom	112	817.6	131.8	398.0	135.2	164.1	150.9	255.0	62.0	71.3	66.4	63.2	56.2
United States	111	448.5	115.3	139.3	118.8	142.5	88.1	1,954.6	673.8	310.4	290.9	240.6	396.1
Emerg. & Dev. Economies	200	1,901.5	422.8	518.4	478.4	516.3	468.0	4,178.5	849.6	1,254.4	778.8	810.4	643.6
Emerg. & Dev. Asia	505	393.6	88.9	104.5	94.4	92.5	103.9	2,825.6	541.2	904.3	429.8	425.9	304.0
Bangladesh	513	11.5	1.1	3.1	1.1	0.3	4.5	0.0	0.0	0.0	0.0	0.0	0.0
Bhutan	514	....	....	....	0.0	....	....	....	....	....	....	....	....
Brunei Darussalam	516	0.1	0.0	0.1	0.0	0.0	0.0	0.0	....	....	....	....	....
Cambodia	522	2.2	0.3	1.1	0.8	1.2	1.0	44.1	13.7	10.6	10.1	8.3	3.0
China,P.R.: Mainland	924	256.2	62.1	65.1	60.5	59.0	68.0	2,700.6	503.9	871.7	398.2	397.6	285.7
Fiji	819	0.0	0.0	0.0	0.1	0.0	0.0	....	....	....	....	....	....
F.T. French Polynesia	887	0.5	0.1	0.1	0.4	0.1	0.0	0.0	0.0	....	0.0	0.0	0.0
F.T. New Caledonia	839	0.7	0.2	0.3	0.1	0.1	0.1	0.0	0.0	0.0	....	....	0.0
Guam	829	0.0	0.0	0.0	0.0	0.0	0.0	....	....	....	....	....	....
India	534	45.1	6.8	11.7	11.0	9.6	9.2	6.7	2.0	1.6	3.8	2.1	2.0
Indonesia	536	9.3	1.6	3.5	4.4	4.1	4.9	0.5	0.2	0.1	0.2	0.1	0.3
Kiribati	826	0.0	....	0.0	....	....	....	....	....	....	....	....	....
Lao People's Dem.Rep	544	0.2	0.1	0.1	0.0	0.0	0.0	0.0	0.0	....	....	....	....
Malaysia	548	14.3	2.3	2.7	4.0	7.0	2.3	18.8	4.4	6.7	5.8	3.3	1.7
Maldives	556	0.1	0.0	0.1	0.0	0.0	0.0	0.0	0.0	....	....	....	....
Mongolia	948	0.4	0.0	0.0	0.0	0.0	0.0	0.0	....	....	....	....	....
Myanmar	518	2.6	0.6	1.8	0.7	0.0	....	....	....	....	0.0	....	....



# Luxembourg (137)

In Millions of U.S. Dollars

		Exports (FOB)						Imports (CIF)					
		2015	2015Q3	2015Q4	2016Q1	2016Q2	2016Q3	2015	2015Q3	2015Q4	2016Q1	2016Q2	2016Q3
Nepal	558	0.2	0.0	0.1	0.0	0.0	0.0	0.1	0.0	0.0	0.0	0.0	0.0
Papua New Guinea	853	0.5	0.0	0.5	1.0	....	0.2	0.0	....	....	0.0	....	....
Philippines	566	12.2	4.3	5.7	1.3	2.0	1.6	5.9	1.8	1.2	1.4	1.2	1.0
Sri Lanka	524	0.5	0.3	0.0	0.6	0.1	0.2	0.1	0.0	0.0	0.0	0.0	....
Thailand	578	16.3	5.2	4.0	3.1	4.4	3.7	6.5	1.8	1.6	1.5	1.4	1.1
Timor-Leste	537	....	....	....	0.0	....	....	....	....	....	....	....	....
Tonga	866	....	....	....	0.0	....	....	....	....	....	....	....	....
Vanuatu	846	0.1	0.0	....	....	....	....	....	....	....	....	....	....
Vietnam	582	20.5	3.9	4.4	5.2	4.6	8.1	42.3	13.5	10.8	8.7	11.9	9.2
Asia n.s.	598	0.1	....	0.1	0.0	0.0	....	....	....	....	....	0.0	....
<b>Europe</b>	<b>170</b>	<b>844.2</b>	<b>203.4</b>	<b>217.9</b>	<b>201.6</b>	<b>229.1</b>	<b>227.4</b>	<b>323.0</b>	<b>78.6</b>	<b>83.9</b>	<b>82.5</b>	<b>88.7</b>	<b>80.0</b>
<b>Emerg. &amp; Dev. Europe</b>	<b>903</b>	<b>635.3</b>	<b>153.3</b>	<b>171.2</b>	<b>161.2</b>	<b>174.1</b>	<b>177.0</b>	<b>307.8</b>	<b>75.5</b>	<b>80.7</b>	<b>78.8</b>	<b>83.7</b>	<b>77.2</b>
Albania	914	0.3	0.0	0.0	0.0	0.1	0.0	0.0	0.0	0.0	....	0.0	....
Bosnia and Herzegovina	963	0.7	0.2	0.2	0.1	0.1	0.1	2.3	0.5	0.3	0.4	0.3	0.3
Bulgaria	918	27.6	4.9	3.6	6.8	6.7	4.2	1.9	0.2	0.5	0.3	0.4	0.1
Croatia	960	6.4	1.3	2.3	1.2	1.5	2.8	5.2	1.0	1.8	1.1	1.6	2.7
Faroe Islands	816	0.1	0.0	0.0	0.0	0.1	0.0	....	....	....	....	....	....
Gibraltar	823	14.6	4.4	2.5	3.4	2.4	4.3	0.0	....	....	....	0.0	0.0
Hungary	944	61.1	16.3	15.8	15.0	20.9	19.3	59.8	11.6	14.6	15.9	14.0	11.5
Kosovo	967	0.5	0.1	0.1	0.3	0.1	0.1	0.1	0.0	0.0	0.7	0.1	0.3
Macedonia, FYR	962	2.7	0.5	0.7	0.3	0.4	0.3	2.3	0.6	0.8	0.3	0.4	0.2
Montenegro	943	0.2	0.0	0.0	0.0	0.0	0.1	0.1	0.0	0.0	....	0.1	0.0
Poland	964	275.6	69.1	62.7	67.8	75.4	78.8	180.4	46.6	47.2	46.9	50.2	51.3
Romania	968	110.5	26.0	44.8	33.2	24.9	25.5	19.3	4.5	5.6	4.1	5.6	3.3
Serbia, Republic of	942	7.0	1.9	1.9	1.9	1.6	1.3	11.7	4.2	3.6	3.7	3.9	2.3
Turkey	186	128.1	28.4	36.5	31.2	39.9	40.3	24.5	6.2	6.2	5.3	7.1	5.1
<b>CIS</b>	<b>901</b>	<b>206.3</b>	<b>49.4</b>	<b>46.2</b>	<b>39.6</b>	<b>54.6</b>	<b>49.9</b>	<b>15.2</b>	<b>3.1</b>	<b>3.2</b>	<b>3.7</b>	<b>5.0</b>	<b>2.9</b>
Armenia	911	0.1	0.1	0.0	0.2	0.0	0.1	0.5	0.2	0.1	0.3	0.3	0.1
Azerbaijan, Rep. of	912	13.7	2.5	3.6	2.5	2.2	2.7	0.0	0.0	0.0	0.0	0.0	0.0
Belarus	913	2.4	0.9	0.6	0.4	0.4	1.1	2.3	0.5	0.6	0.8	0.8	0.7
Georgia	915	1.9	0.2	0.4	0.3	0.2	0.4	0.0	0.0	0.0	0.2	0.0	0.0
Kazakhstan	916	45.7	4.7	5.0	3.9	6.2	1.6	0.0	0.0	0.0	0.0	0.0	0.0
Kyrgyz Republic	917	0.3	0.0	0.0	0.2	0.5	0.1	0.0	0.0	....	....	....	....
Moldova	921	2.4	0.2	0.2	0.1	0.5	0.3	0.0	0.0	0.0	0.0	0.0	0.0
Russian Federation	922	124.5	37.2	33.3	26.4	39.1	36.4	7.8	1.4	1.2	1.4	2.4	0.7
Tajikistan	923	0.7	0.2	....	....	0.0	....	0.0	....	....	....	....	0.0
Turkmenistan	925	3.8	0.4	0.7	0.2	0.1	0.4	....	....	....	....	....	....
Ukraine	926	7.8	1.7	1.8	3.9	2.2	6.7	4.7	0.9	1.3	1.1	1.4	1.3
Uzbekistan	927	2.9	1.3	0.5	1.5	3.3	0.3	0.0	....	....	....	0.0	....
Europe n.s.	884	2.6	0.6	0.5	0.7	0.3	0.5	0.0	0.0	0.0	0.0	0.0	0.0
<b>Mid East, N Africa, Pak</b>	<b>440</b>	<b>351.8</b>	<b>68.6</b>	<b>100.5</b>	<b>117.4</b>	<b>136.1</b>	<b>77.8</b>	<b>25.2</b>	<b>5.0</b>	<b>8.2</b>	<b>6.0</b>	<b>6.1</b>	<b>5.3</b>
Afghanistan, I.R. of	512	1.3	0.0	0.1	0.1	0.0	0.1	....	....	....	....	....	....
Algeria	612	29.4	7.1	14.9	8.6	4.7	4.0	0.0	0.0	0.0	0.0	....	0.0
Bahrain, Kingdom of	419	2.0	0.5	0.5	0.3	1.1	0.9	2.5	0.7	1.1	0.0	0.6	....
Djibouti	611	0.2	0.0	0.1	....	0.0	0.0	....	....	....	....	0.0	....
Egypt	469	26.3	10.8	4.4	5.0	7.8	4.6	1.4	0.0	0.3	0.0	0.0	0.0
Iran, I.R. of	429	1.4	0.3	0.2	0.8	0.6	1.2	0.1	0.0	0.1	....	0.0	0.0
Iraq	433	2.6	0.1	0.2	0.8	0.1	0.8	0.0	0.0	0.0	0.0	0.0	0.0
Jordan	439	3.6	0.9	1.0	1.1	0.4	1.0	0.7	0.1	0.5	0.6	0.9	0.4
Kuwait	443	6.6	1.0	1.2	1.4	2.1	2.6	0.2	0.1	0.1	0.0	0.0	0.0
Lebanon	446	2.5	0.4	0.8	0.4	0.5	0.5	0.1	0.0	0.0	0.0	0.0	0.1
Libya	672	0.7	0.2	0.2	0.3	0.1	0.3	....	....	....	....	....	....
Mauritania	682	1.0	0.1	0.1	0.0	0.0	0.0	0.0	....	....	....	....	....
Morocco	686	11.9	3.1	2.3	3.1	3.5	3.3	0.2	0.0	0.0	0.0	0.0	0.0
Oman	449	1.6	0.2	0.4	0.6	0.6	0.5	6.5	2.5	2.0	0.3	....	0.0
Pakistan	564	12.2	2.7	2.5	2.4	2.6	2.0	0.5	0.3	0.1	0.3	0.0	0.0
Qatar	453	117.4	15.5	44.7	66.6	77.6	32.1	0.0	0.0	0.0	0.0	0.0	0.0
Saudi Arabia	456	51.3	9.7	14.1	12.2	19.3	10.9	3.8	0.2	0.5	0.5	0.1	0.4
Somalia	726	2.0	0.7	0.6	....	....	....	....	....	....	....	....	....
Sudan	732	1.7	0.2	0.1	0.3	0.3	0.1	....	....	....	....	....	....

# Luxembourg (137)

In Millions of U.S. Dollars

		Exports (FOB)						Imports (CIF)					
		2015	2015Q3	2015Q4	2016Q1	2016Q2	2016Q3	2015	2015Q3	2015Q4	2016Q1	2016Q2	2016Q3
Syrian Arab Republic	463	1.4	0.0	0.1	0.0	0.0	0.2	0.0	0.0	....	....	....	....
Tunisia	744	6.6	2.0	1.9	2.7	1.1	0.8	0.1	0.0	0.1	0.0	0.0	0.0
United Arab Emirates	466	68.0	13.0	10.2	10.6	13.6	11.8	9.0	0.9	3.5	4.2	4.3	4.4
Yemen, Republic of	474	0.1	0.0	0.1	0.0	0.0	0.0	....	....	....	....	0.1	....
<b>Sub-Saharan Africa</b>	<b>603</b>	<b>155.7</b>	<b>35.5</b>	<b>48.2</b>	<b>40.6</b>	<b>29.6</b>	<b>31.8</b>	<b>37.0</b>	<b>8.6</b>	<b>10.0</b>	<b>8.7</b>	<b>13.6</b>	<b>13.3</b>
Angola	614	5.8	0.2	0.1	0.5	0.3	1.0	0.0	....	....	....	0.0	....
Benin	638	0.5	0.3	0.1	0.0	0.4	0.2	0.0	....	....	....	....	....
Botswana	616	0.6	0.0	0.4	....	0.0	0.0	....	....	....	....	....	....
Burkina Faso	748	1.1	0.6	0.3	0.2	0.4	0.3	0.2	0.0	0.0	0.0	0.3	....
Burundi	618	0.1	0.0	0.0	....	0.0	....	....	....	....	....	....	....
Cabo Verde	624	0.1	0.0	0.0	0.0	0.0	0.0	0.0	0.0	0.0	....	....	....
Cameroon	622	4.2	0.2	0.4	0.4	0.4	0.0	10.0	2.4	3.0	2.2	0.9	1.5
Central African Rep.	626	0.8	0.0	0.4	0.1	0.0	0.0	0.1	0.0	0.1	0.0	....	....
Chad	628	0.2	0.0	0.0	0.6	0.0	0.0	0.0	0.0	0.0	0.0	0.0	0.0
Comoros	632	0.0	....	....	....	....	....	....	....	....	....	....	....
Congo, Dem. Rep. of	636	7.6	0.6	5.1	7.2	0.7	0.3	....	....	....	0.0	0.0	0.0
Congo, Republic of	634	0.7	0.1	0.5	2.3	0.0	0.2	0.0	0.0	0.0	....	0.0	....
Côte d'Ivoire	662	8.4	4.9	2.4	2.8	0.9	1.7	18.1	4.1	4.0	5.0	9.4	8.9
Equatorial Guinea	642	0.0	....	0.0	0.0	0.0	0.0	....	....	....	....	....	....
Eritrea	643	0.0	....	....	....	0.0	....	0.1	....	0.1	....	....	....
Ethiopia	644	0.5	0.2	0.2	0.6	2.4	0.1	0.0	....	....	....	....	....
Gabon	646	1.6	0.4	1.1	0.2	0.1	0.2	....	....	....	....	....	....
Gambia, The	648	0.1	0.0	0.0	....	0.0	0.0	....	....	....	....	....	....
Ghana	652	5.4	1.4	1.2	0.9	1.7	1.4	2.6	0.8	1.1	0.3	0.2	0.6
Guinea	656	4.1	1.2	1.8	1.1	0.0	0.8	....	....	....	....	0.0	....
Guinea-Bissau	654	0.1	....	0.0	0.2	....	....	....	....	....	....	....	....
Kenya	664	8.7	2.3	2.2	0.8	1.4	0.6	1.0	0.0	0.0	0.0	0.0	0.0
Lesotho	666	....	....	....	....	....	....	....	....	....	....	0.0	....
Liberia	668	0.2	....	....	0.7	0.0	0.0	....	....	....	....	....	....
Madagascar	674	3.4	0.5	2.6	0.3	0.8	0.2	0.1	0.0	0.0	0.0	0.0	0.0
Malawi	676	0.9	0.0	0.0	....	0.0	0.0	....	....	....	....	....	....
Mali	678	2.2	0.3	0.6	0.4	0.4	0.3	....	....	....	0.0	0.0	....
Mauritius	684	4.6	0.2	4.1	0.2	0.1	0.4	0.0	0.0	0.0	....	0.0	0.0
Mozambique	688	0.8	0.0	0.8	0.3	0.0	0.6	....	....	....	....	....	....
Namibia	728	0.0	0.0	0.0	0.1	0.0	....	0.0	0.0	0.0	0.0	....	....
Niger	692	0.5	0.0	0.3	0.3	0.0	0.0	0.0	0.0	0.0	0.0	0.0	0.0
Nigeria	694	14.5	3.6	5.4	7.1	2.3	3.3	0.0	0.0	0.0	0.0	....	0.1
Rwanda	714	0.2	0.1	0.1	0.0	0.0	0.0	0.0	0.0	....	....	0.0	....
Senegal	722	2.9	0.4	0.6	0.6	0.9	1.2	0.0	....	0.0	0.0	....	0.0
Seychelles	718	0.0	....	0.0	0.0	....	0.3	....	....	....	0.0	....	....
Sierra Leone	724	1.2	0.2	0.2	....	0.0	0.1	0.0	0.0	....	....	0.0	....
South Africa	199	61.4	16.5	15.8	11.7	15.0	17.6	4.8	1.1	1.7	1.1	2.7	2.2
Swaziland	734	....	....	....	0.0	0.0	....	0.0	....	0.0	....	....	....
Tanzania	738	2.2	0.3	0.7	0.4	0.2	0.9	0.0	....	0.0	0.0	0.0	0.0
Togo	742	1.5	0.3	0.3	0.0	0.2	....	0.0	....	....	....	....	0.0
Uganda	746	2.2	0.3	0.1	0.3	0.2	0.1	0.0	....	....	....	0.0	....
Zambia	754	6.4	0.3	0.0	0.1	0.5	0.0	....	....	....	....	....	0.0
Zimbabwe	698	0.0	0.0	0.0	....	0.0	....	0.0	0.0	....	....	....	....
<b>Western Hemisphere</b>	<b>205</b>	<b>156.2</b>	<b>26.3</b>	<b>47.3</b>	<b>24.5</b>	<b>28.9</b>	<b>27.2</b>	<b>967.6</b>	<b>216.2</b>	<b>248.0</b>	<b>251.8</b>	<b>276.2</b>	<b>240.9</b>
Anguilla	312	0.0	0.0	....	....	0.0	....	....	....	....	....	....	....
Antigua and Barbuda	311	0.2	....	0.0	0.0	0.0	0.1	....	....	....	....	....	....
Argentina	213	6.8	1.9	1.5	1.5	2.1	2.1	1.9	0.3	0.5	0.4	0.6	0.4
Aruba	314	0.0	....	....	....	....	....	....	....	....	....	....	....
Bahamas, The	313	0.9	0.0	0.0	0.0	....	0.0	0.3	....	0.3	....	....	....
Barbados	316	0.9	0.4	0.2	0.1	0.1	0.4	0.0	....	....	....	....	....
Belize	339	0.3	....	....	....	....	....	0.0	....	....	....	....	0.0
Bermuda	319	0.0	0.0	0.0	0.0	0.0	....	0.0	....	....	0.0	....	0.0
Bolivia	218	0.3	0.1	0.0	0.0	0.0	0.0	0.0	....	....	....	0.0	....
Brazil	223	66.1	10.3	29.4	6.1	7.3	6.6	6.8	2.3	2.6	1.9	3.6	48.7
Chile	228	5.0	1.5	1.5	1.2	1.1	1.7	0.2	0.1	0.1	0.1	0.0	0.0

# Luxembourg (137)

In Millions of U.S. Dollars

		Exports (FOB)						Imports (CIF)					
		2015	2015Q3	2015Q4	2016Q1	2016Q2	2016Q3	2015	2015Q3	2015Q4	2016Q1	2016Q2	2016Q3
Colombia	233	6.3	1.2	2.4	1.0	1.0	1.5	0.3	0.1	0.0	0.0	0.1	0.1
Costa Rica	238	0.2	0.0	0.0	0.7	0.0	0.1	0.0	0.0	0.0	....	0.0	....
Curacao	354	....	....	....	0.0	0.1	0.1	....	....	....	....	....	....
Dominica	321	0.0	0.0	....	....	....	....	....	....	....	....	....	0.0
Dominican Republic	243	5.8	1.0	0.7	0.7	0.4	0.5	0.4	0.1	0.3	1.1	0.3	1.3
Ecuador	248	6.0	0.1	1.8	1.6	1.3	1.5	0.1	0.0	0.0	0.2	0.1	0.4
El Salvador	253	0.0	0.0	0.0	0.0	0.0	0.0	0.0	0.0	0.0	0.0	0.0	0.0
Grenada	328	0.1	0.0	....	....	....	....	....	....	....	....	....	....
Guatemala	258	2.2	0.4	0.0	0.1	0.1	0.0	0.0	0.0	0.0	0.0	....	....
Guyana	336	0.6	0.0	0.1	0.4	0.1	0.1	....	....	....	....	....	....
Haiti	263	0.4	0.0	0.2	0.2	0.4	0.1	0.0	....	0.0	....	....	....
Honduras	268	0.4	0.2	0.1	0.1	0.9	0.0	0.0	0.0	0.0	0.0	....	0.0
Jamaica	343	0.1	0.0	0.0	0.0	0.0	0.1	0.0	0.0	....	0.0	....	....
Mexico	273	35.6	7.2	7.8	8.3	11.6	10.7	955.8	213.3	242.6	247.9	271.4	189.9
Nicaragua	278	0.4	0.0	0.0	....	0.0	0.0	0.0	....	0.0	....	0.0	0.0
Panama	283	0.6	0.2	0.1	0.4	0.1	0.3	0.1	0.1	0.0	....	0.0	0.0
Paraguay	288	0.3	0.1	0.2	0.1	....	0.0	....	....	....	0.0	....	....
Peru	293	7.8	0.5	0.6	0.7	1.4	0.8	0.0	0.0	0.0	0.0	0.0	0.0
Sint Maarten	352	....	....	....	0.0	....	....	....	....	....	....	....	....
St. Vincent & Grens.	364	0.0	....	....	....	....	0.0	....	....	....	....	....	....
Suriname	366	0.9	0.3	0.1	0.0	0.0	0.1	....	....	....	....	....	0.0
Trinidad and Tobago	369	7.4	0.8	0.1	0.7	0.7	0.2	0.0	0.0	0.0	....	....	....
Uruguay	298	0.1	0.0	0.0	0.0	0.0	0.1	0.0	....	0.0	0.0	0.0	0.0
Venezuela, Rep. Bol.	299	0.5	0.1	0.1	0.4	0.1	0.0	1.6	0.0	1.5	0.1	....	0.0
Western Hem. n.s.	399	0.0	0.0	0.0	0.0	0.0	0.0	0.0	0.0	0.0	0.0	0.0	....
<b>Other Countries n.i.e</b>	910	<b>0.1</b>	<b>0.0</b>	<b>....</b>	<b>0.1</b>	<b>0.0</b>	<b>0.0</b>	<b>0.0</b>	<b>....</b>	<b>0.0</b>	<b>....</b>	<b>....</b>	<b>....</b>
Cuba	928	0.1	0.0	....	0.1	....	0.0	0.0	....	0.0	....	....	....
Korea, Dem. People's Rep.	954	....	....	....	....	0.0	....	....	....	....	....	....	....
<b>Special Categories</b>	899	<b>0.1</b>	<b>0.0</b>	<b>0.0</b>	<b>0.0</b>	<b>0.1</b>	<b>0.0</b>	<b>0.0</b>	<b>....</b>	<b>....</b>	<b>....</b>	<b>....</b>	<b>....</b>
<b>Countries &amp; Areas n.s.</b>	898	<b>255.5</b>	<b>82.6</b>	<b>21.7</b>	<b>25.6</b>	<b>26.7</b>	<b>14.3</b>	<b>11.2</b>	<b>2.9</b>	<b>2.4</b>	<b>2.7</b>	<b>4.8</b>	<b>2.6</b>
<b>Memorandum Items</b>													
Africa	605	208.4	48.7	68.1	55.3	39.2	40.0	37.3	8.6	10.1	8.7	13.7	13.3
Middle East	405	285.6	52.7	78.0	100.2	123.8	67.5	24.5	4.6	8.1	5.6	6.0	5.3
European Union	998	14,222.2	3,250.7	3,931.2	3,314.5	3,540.4	3,177.7	16,857.2	4,028.0	4,271.3	4,032.6	4,414.4	3,959.9
Export earnings: fuel	080	512.2	99.1	140.8	150.0	173.2	114.2	32.1	5.9	10.0	6.8	7.7	6.2
Export earnings: nonfuel	092	16,706.1	3,830.0	4,615.9	3,864.3	4,159.7	3,750.9	23,282.5	5,597.0	5,946.1	5,272.9	5,631.2	5,147.2

# Macedonia, FYR (962)

In Millions of U.S. Dollars

		Exports (FOB)						Imports (CIF)					
		2015	2015Q3	2015Q4	2016Q1	2016Q2	2016Q3	2015	2015Q3	2015Q4	2016Q1	2016Q2	2016Q3
IFS World		4,489.9	1,149.7	1,153.7	1,086.1	1,180.0	1,270.3	6,399.8	1,550.0	1,745.5	1,497.7	1,756.1	1,713.2
World	001	5,149.8	1,291.0	1,328.4	1,329.4	1,371.3	1,409.8	6,477.0	1,559.0	1,767.0	1,648.6	1,931.5	1,799.2
Advanced Economies	110	3,072.8	764.2	791.7	840.8	831.8	863.0	3,493.5	860.5	949.8	837.4	1,030.0	986.8
Euro Area	163	2,862.0	712.0	743.8	779.6	779.3	798.8	2,425.9	622.4	669.5	598.8	708.8	639.2
Austria	122	40.6	10.0 r	12.0 r	10.8 r	11.4 r	11.5 r	135.6	35.2 r	36.3 r	28.4 r	36.7 r	30.5 r
Belgium	124	143.0	28.2 r	43.1 r	57.0 r	49.3 r	47.1 r	74.8	18.4 r	20.5 r	23.7 r	23.3 r	19.8 r
Cyprus	423	0.8	0.2 r	0.2 r	0.1 r	0.1 r	0.2 r	1.0	0.3 r	0.3 r	0.3 r	0.3 r	0.4 r
Estonia	939	0.1	0.0 r	0.0 r	0.0 r	0.1 r	0.1 r	0.7	0.2 r	0.2 r	0.3 r	0.4 r	0.5 r
Finland	172	9.6	0.6 r	0.3 r	0.3 r	0.5 r	0.4 r	9.2	2.3 r	2.8 r	2.2 r	2.5 r	1.8 r
France	132	39.2	9.2 r	10.5 r	12.2 r	14.3 r	15.9 r	101.7	26.6 r	30.0 r	25.1 r	28.1 r	23.9 r
Germany	134	1,990.1	513.6 r	513.3 r	540.9 r	536.9 r	551.2 r	808.9	204.2 r	237.3 r	225.8 r	248.7 r	219.2 r
Greece	174	165.7	37.4 r	42.9 r	42.2 r	45.5 r	46.3 r	499.3	135.3 r	122.1 r	99.0 r	125.8 r	122.8 r
Ireland	178	0.2	0.0 r	0.1 r	0.0 r	0.0 r	0.0 r	15.9	5.4 r	2.6 r	2.9 r	4.5 r	5.2 r
Italy	136	181.4	43.8 r	40.4 r	39.7 r	42.1 r	44.5 r	386.0	97.1 r	110.2 r	85.7 r	114.0 r	91.5 r
Latvia	941	2.9	0.9 r	0.8 r	0.5 r	1.0 r	0.7 r	0.8	0.2 r	0.2 r	0.1 r	0.1 r	0.2 r
Lithuania	946	1.5	0.3 r	0.2 r	0.3 r	0.6 r	0.3 r	1.6	0.2 r	1.3 r	0.2 r	0.3 r	0.2 r
Luxembourg	137	0.8	0.2 r	0.3 r	0.1 r	0.1 r	0.1 r	3.3	0.5 r	0.8 r	0.4 r	0.5 r	0.4 r
Malta	181	0.1	0.0 r	0.0 r	0.2 r	0.0 r	0.0 r	0.1	0.0 r	0.0 r	0.0 r	0.0 r	0.0 r
Netherlands	138	58.0	14.9 r	13.6 r	15.9 r	14.9 r	19.1 r	114.3	27.2 r	31.8 r	33.1 r	35.4 r	30.8 r
Portugal	182	4.3	2.9 r	0.7 r	0.9 r	1.1 r	6.2 r	22.5	6.9 r	7.4 r	11.4 r	21.1 r	23.8 r
Slovak Republic	936	67.2	16.3 r	19.0 r	13.6 r	16.3 r	11.7 r	44.6	10.2 r	11.5 r	9.7 r	12.5 r	11.3 r
Slovenia	961	55.7	13.1 r	17.7 r	14.5 r	18.0 r	17.8 r	128.9	34.8 r	35.4 r	32.8 r	34.3 r	39.9 r
Spain	184	100.8	20.4 r	28.6 r	30.4 r	27.2 r	25.8 r	76.5	17.6 r	18.8 r	17.3 r	20.4 r	17.1 r
Australia	193	5.1	1.0 r	1.2 r	1.3 r	1.2 r	1.3 r	1.7	0.3 r	0.6 r	0.8 r	2.9 r	8.3 r
Canada	156	5.3	0.9 r	1.1 r	2.0 r	0.6 r	1.3 r	8.2	1.9 r	1.9 r	0.8 r	1.6 r	1.6 r
China,P.R.: Hong Kong	532	3.0	0.6 r	0.3 r	0.7 r	1.1 r	0.7 r	2.4	0.3 r	1.2 r	0.6 r	0.7 r	0.6 r
China,P.R.: Macao	546	0.0	0.0 r	0.0 r	0.0 r	0.0 r	0.0 r	0.1	0.0 r	0.0 r	0.0 r	0.0 r	0.0 r
Czech Republic	935	29.3	7.1 r	5.8 r	5.6 r	7.8 r	9.3 r	77.3	13.4 r	25.0 r	28.2 r	25.4 r	23.2 r
Denmark	128	7.1	1.6 r	1.7 r	1.3 r	1.1 r	1.6 r	15.0	3.3 r	2.6 r	3.3 r	3.5 r	3.0 r
Iceland	176	0.0	0.0 r	0.0 r	0.0 r	0.0 r	0.0 r	0.3	0.2 r	0.1 r	....	0.0 r	0.0 r
Israel	436	4.3	1.1 r	1.1 r	0.8 r	1.0 r	1.4 r	30.4	5.3 r	7.4 r	4.1 r	16.8 r	31.3 r
Japan	158	1.1	0.3 r	0.2 r	0.2 r	0.2 r	0.2 r	56.6	20.6 r	10.0 r	10.4 r	11.6 r	23.2 r
Korea, Republic of	542	0.7	0.2 r	0.3 r	0.2 r	0.5 r	0.5 r	26.3	5.0 r	10.0 r	2.3 r	5.5 r	7.2 r
New Zealand	196	0.1	0.0 r	0.0 r	0.0 r	0.0 r	0.0 r	0.2	0.2 r	0.0 r	0.1 r	0.1 r	0.1 r
Norway	142	1.2	0.3 r	0.2 r	0.2 r	0.4 r	0.2 r	3.4	1.0 r	1.1 r	0.0 r	0.8 r	0.6 r
San Marino	135	....	....	....	....	....	....	0.0	0.0 r	0.0 r	0.0 r	0.0 r	0.0 r
Singapore	576	0.2	0.0 r	0.0 r	0.0 r	0.0 r	0.0 r	2.8	0.7 r	0.6 r	0.5 r	0.3 r	0.6 r
Sweden	144	12.3	3.1 r	3.4 r	7.8 r	4.0 r	3.8 r	24.0	6.9 r	6.9 r	3.6 r	6.8 r	3.6 r
Switzerland	146	42.8	11.2 r	10.2 r	11.0 r	9.0 r	11.0 r	54.6	11.5 r	15.3 r	14.0 r	17.1 r	13.4 r
Taiwan Prov.of China	528	10.8	5.8 r	0.6 r	0.7 r	0.6 r	0.6 r	47.5	8.7 r	13.2 r	12.5 r	11.7 r	5.8 r
United Kingdom	112	47.0	10.3 r	10.3 r	15.3 r	14.7 r	17.7 r	620.5	131.2 r	150.1 r	136.4 r	185.0 r	196.1 r
United States	111	40.5	8.4 r	11.2 r	14.0 r	10.2 r	14.6 r	96.3	27.5 r	34.1 r	21.0 r	31.5 r	29.1 r
Emerg. & Dev. Economies	200	2,077.0	526.8	536.7	488.7	539.6	546.8	2,983.0	698.3	817.1	811.1	901.3	812.2
Emerg. & Dev. Asia	505	160.2	31.7	30.3	18.3	26.6	23.9	558.5	126.0	188.5	166.6	134.5	115.6
Bangladesh	513	0.1	0.0 r	0.0 r	0.0 r	0.0 r	0.0 r	6.9	1.7 r	1.7 r	1.7 r	1.7 r	1.7 r
Brunei Darussalam	516	0.0	0.0 r	0.0 r	0.0 r	0.0 r	0.0 r	0.0	0.0 r	0.0 r	0.0 r	0.0 r	0.0 r
Cambodia	522	....	....	....	....	....	....	1.8	0.5 r	0.5 r	0.4 r	0.5 r	0.5 r
China,P.R.: Mainland	924	142.8	31.3 r	29.8 r	11.4 r	12.9 r	11.8 r	390.5	84.8 r	143.2 r	124.3 r	86.6 r	71.8 r
Fiji	819	....	....	....	....	....	....	0.0	0.0 r	0.0 r	0.0 r	0.0 r	0.0 r
F.T. French Polynesia	887	0.0 e	0.0 e	0.0 e	0.0 e	0.0 e	0.0 e	....	....	....	....	....	....
F.T. New Caledonia	839	0.1 e	0.0 e	0.0 e	0.0 e	0.0 e	0.0 e	....	....	....	....	....	....
Guam	829	0.0	0.0 r	0.0 r	0.0 r	0.0 r	0.0 r	....	....	....	....	....	....
India	534	13.8	0.0 r	0.0 r	5.7 r	12.5 r	10.9 r	48.4	10.3 r	12.8 r	12.4 r	15.0 r	11.6 r
Indonesia	536	2.0	0.0 r	0.0 r	0.6 r	0.0 r	0.0 r	15.0	4.4 r	4.6 r	4.1 r	4.1 r	4.1 r
Kiribati	826	....	....	....	....	....	....	0.0	0.0 r	0.0 r	0.0 r	0.0 r	0.0 r
Lao People's Dem.Rep	544	....	....	....	....	....	....	0.0	0.0 r	0.0 r	0.0 r	0.0 r	0.0 r
Malaysia	548	0.3	0.1 r	0.1 r	0.4 r	0.8 r	0.8 r	16.0	4.0 r	4.0 r	4.1 r	4.7 r	5.0 r
Maldives	556	0.0	0.0 r	0.0 r	0.0 r	0.0 r	0.0 r	0.0	0.0 r	0.0 r	0.0 r	0.0 r	0.0 r
Marshall Islands	867	0.0	0.0 r	0.0 r	0.0 r	0.0 r	0.0 r	....	....	....	....	....	....
Mongolia	948	0.1	0.0 r	0.0 r	0.0 r	0.0 r	0.0 r	0.0	0.0 r	0.0 r	0.0 r	0.0 r	0.0 r

# Macedonia, FYR (962)

In Millions of U.S. Dollars

		Exports (FOB)						Imports (CIF)					
		2015	2015Q3	2015Q4	2016Q1	2016Q2	2016Q3	2015	2015Q3	2015Q4	2016Q1	2016Q2	2016Q3
Myanmar	518	....	....	....	....	....	....	0.1	0.0 r	0.0 r	0.0 r	0.0 r	0.0 r
Nauru	836	....	....	....	....	....	....	0.0	0.0 r	0.0 r	0.0 r	0.0 r	0.0 r
Nepal	558	0.0	0.0 r	0.0 r	0.0 r	0.0 r	0.0 r	0.0	0.0 r	0.0 r	0.0 r	0.0 r	0.0 r
Philippines	566	0.1	0.0 r	0.0 r	0.0 r	0.0 r	0.0 r	2.6	1.1 r	1.2 r	0.4 r	0.4 r	0.4 r
Samoa	862	0.0 e	0.0 e	0.0 e	0.0 e	0.0 e	0.0 e	0.0	0.0 r	0.0 r	0.0 r	0.0 r	0.0 r
Sri Lanka	524	....	....	....	....	....	....	1.8	0.5 r	0.5 r	0.5 r	0.5 r	0.5 r
Thailand	578	0.3	0.1 r	0.1 r	0.1 r	0.1 r	0.1 r	22.4	5.5 r	5.5 r	5.6 r	5.6 r	5.6 r
Tuvalu	869	....	....	....	....	....	....	0.0	0.0 r	0.0 r	0.0 r	0.0 r	0.0 r
Vietnam	582	0.6	0.1 r	0.1 r	0.2 r	0.2 r	0.2 r	27.4	6.8 r	7.6 r	6.7 r	7.9 r	7.4 r
Asia n.s.	598	....	....	....	....	....	....	25.4	6.3 r	7.0 r	6.2 r	7.4 r	6.9 r
<b>Europe</b>	170	<b>1,884.4</b>	<b>482.7</b>	<b>500.5</b>	<b>463.8</b>	<b>507.3</b>	<b>517.4</b>	<b>2,005.7</b>	<b>471.6</b>	<b>545.0</b>	<b>498.4</b>	<b>611.6</b>	<b>548.2</b>
<b>Emerg. &amp; Dev. Europe</b>	903	<b>1,835.3</b>	<b>471.4</b>	<b>487.7</b>	<b>451.3</b>	<b>496.4</b>	<b>506.2</b>	<b>1,791.2</b>	<b>452.4</b>	<b>494.4</b>	<b>442.9</b>	<b>541.7</b>	<b>491.2</b>
Albania	914	66.0	16.3 r	17.3 r	18.1 r	18.5 r	19.4 r	44.8	11.1 r	12.3 r	10.9 r	12.7 r	11.8 r
Bosnia and Herzegovina	963	79.5	19.6 r	20.7 r	21.8 r	22.3 r	23.5 r	62.6	15.7 r	17.6 r	15.6 r	18.3 r	17.0 r
Bulgaria	918	270.8	72.0 r	63.5 r	51.6 r	64.5 r	71.3 r	340.5	86.1 r	89.7 r	82.3 r	90.8 r	80.6 r
Croatia	960	80.0	22.5 r	18.8 r	20.9 r	22.8 r	22.2 r	99.2	26.6 r	25.8 r	23.2 r	27.8 r	33.2 r
Faroe Islands	816	0.0 e	0.0 e	0.0 e	0.0 e	0.0 e	0.0 e	0.0	0.0 r	0.0 r	0.0 r	0.0 r	0.0 r
Hungary	944	21.8	6.5 r	7.9 r	9.6 r	10.2 r	10.2 r	69.7	16.1 r	19.0 r	18.0 r	22.6 r	27.0 r
Kosovo	967	690.4	171.1 r	178.1 r	182.4 r	182.7 r	189.1 r	29.7	7.3 r	8.2 r	7.3 r	8.6 r	8.0 r
Montenegro	943	26.3	6.6 r	6.6 r	6.6 r	6.6 r	6.6 r	4.8	1.2 r	1.2 r	1.2 r	1.2 r	1.2 r
Poland	964	27.7	5.5 r	7.5 r	5.9 r	10.0 r	6.1 r	95.5	24.2 r	26.1 r	23.2 r	27.9 r	29.1 r
Romania	968	107.4	28.0 r	33.6 r	30.9 r	29.2 r	33.4 r	206.6	56.3 r	54.1 r	57.7 r	67.4 r	54.2 r
Serbia, Republic of	942	392.1	104.4 r	113.7 r	83.2 r	107.6 r	108.9 r	518.4	132.0 r	140.6 r	124.8 r	158.3 r	146.5 r
Turkey	186	73.4	18.9 r	20.0 r	20.4 r	22.2 r	15.5 r	319.4	75.6 r	99.8 r	78.8 r	106.2 r	82.6 r
<b>CIS</b>	901	<b>49.1</b>	<b>11.3</b>	<b>12.7</b>	<b>12.5</b>	<b>10.9</b>	<b>11.2</b>	<b>214.5</b>	<b>19.2</b>	<b>50.7</b>	<b>55.5</b>	<b>69.9</b>	<b>57.0</b>
Armenia	911	0.4	0.1 r	0.1 r	0.1 r	0.1 r	0.1 r	....	....	....	....	....	....
Azerbaijan, Rep. of	912	0.5	0.1 r	0.1 r	0.1 r	0.1 r	0.1 r	0.0	0.0 r	0.0 r	0.0 r	0.0 r	0.0 r
Belarus	913	4.3	0.3 r	0.5 r	0.2 r	0.3 r	0.4 r	3.9	0.7 r	1.1 r	0.6 r	1.9 r	0.3 r
Georgia	915	0.8	0.1 r	0.2 r	0.6 r	0.1 r	0.3 r	0.0	....	0.0 r	....	0.0 r	0.0 r
Kazakhstan	916	0.0	0.0 r	0.0 r	0.0 r	0.0 r	0.0 r	0.8	0.2 r	0.2 r	0.2 r	0.2 r	0.2 r
Kyrgyz Republic	917	0.0	0.0 r	0.0 r	0.0 r	0.0 r	0.0 r	2.1	0.5 r	0.6 r	0.5 r	0.6 r	0.6 r
Moldova	921	1.0	0.2 r	0.2 r	0.3 r	0.3 r	0.3 r	1.9	0.5 r	0.5 r	0.5 r	0.5 r	0.5 r
Russian Federation	922	35.1	8.9 r	9.1 r	9.4 r	8.4 r	8.6 r	154.0	11.8 r	33.9 r	24.9 r	40.8 r	24.0 r
Tajikistan	923	0.0	0.0 r	0.0 r	0.0 r	0.0 r	0.0 r	0.1	0.0 r	0.0 r	0.0 r	0.0 r	0.0 r
Turkmenistan	925	0.2	0.0 r	0.0 r	....	....	....	0.6	0.1 r	0.2 r	....	....	....
Ukraine	926	6.7	1.4 r	2.3 r	1.8 r	1.4 r	1.3 r	50.9	5.3 r	14.1 r	28.8 r	25.7 r	31.3 r
Uzbekistan	927	....	....	....	....	....	....	0.3	0.1 r	0.1 r	0.1 r	0.1 r	0.1 r
Europe n.s.	884	0.0	0.0 r	0.0 r	0.0 r	0.0 r	0.0 r	0.0	0.0 r	0.0 r	0.0 r	0.0 r	0.0 r
<b>Mid East, N Africa, Pak</b>	440	<b>13.1</b>	<b>3.1</b>	<b>3.3</b>	<b>3.4</b>	<b>3.2</b>	<b>3.2</b>	<b>57.5</b>	<b>20.2</b>	<b>10.3</b>	<b>9.0</b>	<b>9.9</b>	<b>9.4</b>
Afghanistan, I.R. of	512	0.3	0.1 r	0.1 r	0.1 r	0.1 r	0.1 r	0.0	0.0 r	0.0 r	0.0 r	0.0 r	0.0 r
Algeria	612	0.7	0.2 r	0.2 r	0.2 r	0.2 r	0.2 r	3.5	0.9 r	1.0 r	0.9 r	1.0 r	0.9 r
Bahrain, Kingdom of	419	0.1	0.0 r	0.0 r	0.0 r	0.0 r	0.0 r	0.0	0.0 r	0.0 r	0.0 r	0.0 r	0.0 r
Egypt	469	1.1	0.2 r	0.2 r	0.1 r	0.1 r	0.1 r	4.7	0.6 r	0.7 r	1.0 r	1.1 r	1.0 r
Iran, I.R. of	429	0.3	0.0 r	0.0 r	0.1 r	0.1 r	0.1 r	2.5	0.6 r	0.7 r	0.6 r	0.7 r	0.6 r
Iraq	433	2.8	0.7 r	0.7 r	0.7 r	0.7 r	0.8 r	0.0	0.0 r	0.0 r	0.0 r	0.0 r	0.0 r
Jordan	439	0.8	0.1 r	0.2 r	0.4 r	0.2 r	0.1 r	0.2	0.0 r	0.0 r	0.0 r	0.1 r	0.0 r
Kuwait	443	0.2	0.0 r	0.0 r	0.0 r	0.0 r	0.0 r	0.0	0.0 r	0.0 r	0.0 r	0.0 r	0.0 r
Lebanon	446	0.2	0.0 r	0.0 r	0.0 r	0.0 r	0.0 r	5.5	0.0 r	....	....	....	....
Libya	672	0.3	0.1 r	0.1 r	0.1 r	0.1 r	0.1 r	....	....	....	....	....	....
Mauritania	682	0.0	0.0 r	0.0 r	0.0 r	0.0 r	0.0 r	0.0	0.0 r	0.0 r	0.0 r	0.0 r	0.0 r
Morocco	686	0.0	0.0 r	0.0 r	0.0 r	0.0 r	0.0 r	15.3	11.6 r	1.2 r	0.1 r	0.1 r	0.1 r
Oman	449	0.4	0.1 r	0.1 r	0.1 r	0.1 r	0.1 r	0.1	0.0 r	0.0 r	0.0 r	0.0 r	0.0 r
Pakistan	564	0.7	0.2 r	0.2 r	0.2 r	0.2 r	0.2 r	3.8	1.0 r	1.0 r	1.0 r	1.0 r	1.0 r
Qatar	453	0.4	0.1 r	0.1 r	0.1 r	0.1 r	0.1 r	1.7	0.4 r	0.5 r	0.4 r	0.5 r	0.4 r
Saudi Arabia	456	1.4	0.4 r	0.4 r	0.4 r	0.4 r	0.4 r	7.5	1.9 r	2.1 r	1.9 r	2.2 r	2.0 r
Sudan	732	0.0	0.0 r	0.0 r	0.0 r	0.0 r	0.0 r	0.1	0.0 r	0.0 r	0.0 r	0.0 r	0.0 r
Syrian Arab Republic	463	0.1	0.0 r	0.0 r	0.0 r	0.0 r	0.0 r	0.0	0.0 r	0.0 r	0.0 r	0.0 r	0.0 r
Tunisia	744	0.0	0.0 r	0.0 r	0.0 r	0.0 r	0.0 r	10.8	2.7 r	2.7 r	2.7 r	2.7 r	2.7 r
United Arab Emirates	466	3.2	0.8 r	0.8 r	0.9 r	0.9 r	0.9 r	1.7	0.4 r	0.5 r	0.4 r	0.5 r	0.5 r
Yemen, Republic of	474	0.0	0.0 r	0.0 r	0.0 r	0.0 r	0.0 r	....	....	....	....	....	....

# Macedonia, FYR (962)

In Millions of U.S. Dollars

		Exports (FOB)						Imports (CIF)					
		2015	2015Q3	2015Q4	2016Q1	2016Q2	2016Q3	2015	2015Q3	2015Q4	2016Q1	2016Q2	2016Q3
<b>Sub-Saharan Africa</b>	603	<b>13.8</b>	<b>7.5</b>	<b>1.5</b>	<b>2.3</b>	<b>1.6</b>	<b>1.4</b>	<b>191.3</b>	<b>39.3</b>	<b>25.9</b>	<b>74.1</b>	<b>75.0</b>	<b>74.2</b>
Benin	638	0.1	0.0 r	0.0 r	0.0 r	0.0 r	0.0 r	....	....	....	....	....	....
Botswana	616	0.0 e	0.0 e	0.0 e	0.0 e	0.0 e	0.0 e	0.0	0.0 r	0.0 r	0.0 r	0.0 r	0.0 r
Burkina Faso	748	0.0	0.0 r	0.0 r	0.0 r	0.0 r	0.0 r	0.0	0.0 r	0.0 r	0.0 r	0.0 r	0.0 r
Cabo Verde	624	....	....	....	....	....	....	0.0	0.0 r	0.0 r	0.0 r	0.0 r	0.0 r
Cameroon	622	....	....	....	....	....	....	0.1	0.0 r	0.0 r	0.0 r	0.0 r	0.0 r
Central African Rep.	626	0.0	0.0 r	0.0 r	0.0 r	0.0 r	0.0 r	0.0	0.0 r	0.0 r	0.0 r	0.0 r	0.0 r
Chad	628	....	....	....	....	....	....	0.0	0.0 r	0.0 r	0.0 r	0.0 r	0.0 r
Comoros	632	....	....	....	....	....	....	0.0	0.0 r	0.0 r	0.0 r	0.0 r	0.0 r
Congo, Republic of	634	0.0	0.0 r	0.0 r	0.0 r	0.0 r	0.0 r	....	....	....	....	....	....
Côte d'Ivoire	662	0.2	0.0 r	0.0 r	0.0 r	0.0 r	0.1 r	1.9	0.5 r	0.5 r	0.5 r	0.5 r	0.5 r
Equatorial Guinea	642	0.0	0.0 r	0.0 r	0.0 r	0.0 r	0.0 r	....	....	....	....	....	....
Ethiopia	644	....	....	....	....	....	....	0.1	0.0 r	0.0 r	0.0 r	0.0 r	0.0 r
Gambia, The	648	....	....	....	....	....	....	0.0	0.0 r	0.0 r	0.0 r	0.0 r	0.0 r
Ghana	652	0.8	0.2 r	0.2 r	0.2 r	0.2 r	0.2 r	1.3	0.3 r	0.3 r	0.3 r	0.4 r	0.4 r
Guinea	656	0.0	0.0 r	0.0 r	0.0 r	0.0 r	0.0 r	0.0	0.0 r	0.0 r	0.0 r	0.0 r	0.0 r
Kenya	664	0.0	0.0 r	0.0 r	0.0 r	0.0 r	0.0 r	0.2	0.0 r	0.0 r	0.0 r	0.1 r	0.0 r
Lesotho	666	....	....	....	....	....	....	0.0	0.0 r	0.0 r	0.0 r	0.0 r	0.0 r
Madagascar	674	....	....	....	....	....	....	0.0	0.0 r	0.0 r	0.0 r	0.0 r	0.0 r
Malawi	676	....	....	....	....	....	....	0.2	0.0 r	0.1 r	0.0 r	0.1 r	0.1 r
Mali	678	0.0	0.0 r	0.0 r	0.0 r	0.0 r	0.0 r	0.0	0.0 r	0.0 r	0.0 r	0.0 r	0.0 r
Mauritius	684	0.0	0.0 r	0.0 r	0.0 r	0.0 r	0.0 r	0.1	0.1 r	0.0 r	0.1 r	0.1 r	0.1 r
Mozambique	688	0.0	0.0 r	0.0 r	0.0 r	0.0 r	0.0 r	....	....	....	....	....	....
Namibia	728	0.0	0.0 r	0.0 r	0.0 r	0.0 r	0.0 r	1.1	0.3 r	0.3 r	0.3 r	0.3 r	0.3 r
Nigeria	694	0.0	0.0 r	0.0 r	0.0 r	0.0 r	0.0 r	0.2	0.0 r	0.0 r	0.0 r	0.0 r	0.0 r
Rwanda	714	....	....	....	....	....	....	0.3	0.1 r	0.1 r	0.1 r	0.1 r	0.1 r
Senegal	722	....	....	....	....	....	....	0.1	0.0 r	0.0 r	0.0 r	0.0 r	0.0 r
Seychelles	718	0.0	0.0 r	0.0 r	0.0 r	0.0 r	0.0 r	0.0	0.0 r	0.0 r	0.0 r	0.0 r	0.0 r
Sierra Leone	724	0.0	0.0 r	0.0 r	0.0 r	0.0 r	0.0 r	0.0	0.0 r	0.0 r	0.0 r	0.0 r	0.0 r
South Africa	199	12.4	7.2 r	1.1 r	1.9 r	1.2 r	1.0 r	184.7	37.7 r	24.1 r	72.4 r	73.1 r	72.4 r
Tanzania	738	0.0	0.0 r	0.0 r	0.0 r	0.0 r	0.0 r	0.5	0.1 r	0.1 r	0.1 r	0.1 r	0.1 r
Togo	742	....	....	....	....	....	....	0.1	0.0 r	0.0 r	0.0 r	0.0 r	0.0 r
Uganda	746	0.0	0.0 r	0.0 r	0.0 r	0.0 r	0.0 r	0.4	0.1 r	0.1 r	0.1 r	0.1 r	0.1 r
Zambia	754	0.0	0.0 r	0.0 r	0.0 r	0.0 r	0.0 r	....	....	....	....	....	....
Zimbabwe	698	0.0	0.0 r	0.0 r	0.0 r	0.0 r	0.0 r	0.0	0.0 r	0.0 r	0.0 r	0.0 r	0.0 r
Africa n.s.	799	....	....	....	....	....	....	0.0	0.0 r	0.0 r	0.0 r	0.0 r	0.0 r
<b>Western Hemisphere</b>	205	<b>5.6</b>	<b>1.8</b>	<b>1.2</b>	<b>0.9</b>	<b>0.8</b>	<b>0.8</b>	<b>170.0</b>	<b>41.2</b>	<b>47.3</b>	<b>62.9</b>	<b>70.4</b>	<b>64.8</b>
Antigua and Barbuda	311	....	....	....	....	....	....	0.0	0.0 r	0.0 r	0.0 r	0.0 r	0.0 r
Argentina	213	0.9	0.2 r	0.2 r	0.2 r	0.2 r	0.2 r	16.0	4.0 r	4.0 r	3.9 r	3.9 r	3.9 r
Bahamas, The	313	0.0	0.0 r	0.0 r	0.0 r	0.0 r	0.0 r	0.0	0.0 r	0.0 r	0.0 r	0.0 r	0.0 r
Barbados	316	....	....	....	....	....	....	0.0	0.0 r	0.0 r	0.0 r	0.0 r	0.0 r
Belize	339	0.0	0.0 r	0.0 r	0.0 r	0.0 r	0.0 r	0.0	0.0 r	0.0 r	0.0 r	0.0 r	0.0 r
Bermuda	319	....	....	....	....	....	....	0.0	0.0 r	0.0 r	0.0 r	0.0 r	0.0 r
Bolivia	218	0.0	0.0 r	....	0.0 r	0.0 r	0.0 r	0.2	0.1 r	0.1 r	0.1 r	0.1 r	0.1 r
Brazil	223	3.0	1.0 r	0.6 r	0.1 r	0.2 r	0.2 r	41.6	11.1 r	7.9 r	8.6 r	13.3 r	9.4 r
Chile	228	0.0	0.0 r	0.0 r	0.2 r	0.1 r	0.0 r	1.0	0.2 r	0.2 r	1.3 r	0.4 r	0.2 r
Colombia	233	0.2	0.2 r	0.0 r	0.0 r	0.0 r	0.0 r	8.0	....	8.0 r	23.3 r	23.3 r	23.3 r
Costa Rica	238	....	....	....	....	....	....	3.2	0.8 r	0.9 r	0.8 r	0.9 r	0.9 r
Dominica	321	....	....	....	....	....	....	0.0	0.0 r	0.0 r	0.0 r	0.0 r	0.0 r
Dominican Republic	243	....	....	....	....	....	....	0.8	0.2 r	0.2 r	0.2 r	0.2 r	0.2 r
Ecuador	248	....	....	....	....	....	....	9.3	2.6 r	1.3 r	2.4 r	2.4 r	2.4 r
El Salvador	253	....	....	....	....	....	....	0.0	....	0.0 r	0.1 r	0.1 r	0.1 r
Falkland Islands	323	....	....	....	....	....	....	0.1	0.0 r	0.0 r	0.0 r	0.0 r	0.0 r
Greenland	326	....	....	....	....	....	....	0.0	0.0 r	0.0 r	0.0 r	0.0 r	0.0 r
Guatemala	258	....	....	....	....	....	....	79.0	19.6 r	21.8 r	19.4 r	22.9 r	21.4 r
Guyana	336	0.0	0.0 r	0.0 r	0.0 r	0.0 r	0.0 r	....	....	....	....	....	....
Haiti	263	0.0	0.0 r	0.0 r	0.0 r	0.0 r	0.0 r	0.0	0.0 r	0.0 r	0.0 r	0.0 r	0.0 r
Honduras	268	....	....	....	....	....	....	0.0	0.0 r	0.0 r	0.0 r	0.0 r	0.0 r
Mexico	273	1.4	0.3 r	0.3 r	0.3 r	0.3 r	0.3 r	7.2	1.8 r	1.7 r	1.7 r	1.6 r	1.6 r
Montserrat	351	....	....	....	....	....	....	0.0	0.0 r	0.0 r	0.0 r	0.0 r	0.0 r

# Macedonia, FYR (962)

In Millions of U.S. Dollars

		Exports (FOB)						Imports (CIF)					
		2015	2015Q3	2015Q4	2016Q1	2016Q2	2016Q3	2015	2015Q3	2015Q4	2016Q1	2016Q2	2016Q3
Nicaragua	278	....	....	....	....	....	....	0.0	0.0 r	0.0 r	0.0 r	0.0 r	0.0 r
Panama	283	0.0	0.0 r	0.0 r	0.0 r	0.0 r	0.0 r	0.0	0.0 r	0.0 r	0.0 r	0.0 r	0.0 r
Paraguay	288	....	....	....	....	....	....	0.0	0.0 r	0.0 r	0.0 r	0.0 r	0.0 r
Peru	293	0.0	0.0 r	0.0 r	0.0 r	0.0 r	0.0 r	0.8	0.2 r	0.2 r	0.2 r	0.2 r	0.2 r
St. Kitts and Nevis	361	0.0 e	0.0 e	0.0 e	0.0 e	0.0 e	0.0 e	....	....	....	....	....	....
Suriname	366	0.0	0.0 r	0.0 r	0.0 r	0.0 r	0.0 r	0.0	0.0 r	0.0 r	0.0 r	0.0 r	0.0 r
Uruguay	298	....	....	....	....	....	....	2.4	0.6 r	0.9 r	0.9 r	0.9 r	0.9 r
Venezuela, Rep. Bol.	299	....	....	....	....	....	....	0.0	0.0 r	0.0 r	0.0 r	0.0 r	0.0 r
Western Hem. n.s.	399	....	....	....	....	....	....	0.1	0.0 r	0.0 r	0.0 r	0.0 r	0.0 r
<b>Other Countries n.i.e</b>	910	<b>0.0</b>	<b>0.0</b>	<b>0.0</b>	<b>0.0</b>	<b>0.0</b>	<b>0.0</b>	<b>0.5</b>	<b>0.1</b>	<b>0.1</b>	<b>0.1</b>	<b>0.2</b>	<b>0.1</b>
Cuba	928	....	....	....	....	....	....	0.1	0.0 r	0.0 r	0.0 r	0.0 r	0.0 r
Korea, Dem. People's Rep.	954	0.0	0.0 r	0.0 r	0.0 r	0.0 r	0.0 r	0.4	0.1 r	0.1 r	0.1 r	0.1 r	0.1 r
<b>Memorandum Items</b>													
Africa	605	14.6	7.7	1.7	2.5	1.8	1.7	221.0	54.6	30.8	77.8	78.8	78.0
Middle East	405	11.3	2.7	2.8	2.9	2.7	2.7	23.9	4.1	4.5	4.4	5.1	4.7
European Union	998	3,465.4	868.7	896.4	928.6	943.6	974.3	3,974.1	986.7	1,068.8	974.6	1,165.9	1,089.3
Export earnings: fuel	080	46.0	11.7	11.9	12.2	11.2	11.6	190.0	19.0	48.4	55.1	71.7	54.6
Export earnings: nonfuel	092	5,103.8	1,279.3	1,316.5	1,317.3	1,360.1	1,398.2	6,287.0	1,540.0	1,718.5	1,593.5	1,859.8	1,744.6

# Madagascar (674)

In Millions of U.S. Dollars

		Exports (FOB)						Imports (CIF)					
		2015	2015Q3	2015Q4	2016Q1	2016Q2	2016Q3	2015	2015Q3	2015Q4	2016Q1	2016Q2	2016Q3
IFS World		2,257.6	....	....	....	....	....	3,172.9	....	....	....	....	....
World	001	2,180.3	551.3	501.9	552.1	599.1	553.6	2,978.6	770.9	761.4	618.3	780.7	771.9
Advanced Economies	110	1,560.2	397.1	354.9	398.1	446.9	405.9	786.9	216.4	175.9	142.5	170.7	165.5
Euro Area	163	893.5	246.0	210.2	209.1	239.2	248.7	414.5	97.9	99.6	85.1	101.0	95.9
Austria	122	0.1	0.0 r	0.0 r	0.0 r	0.0 r	0.0 r	1.5	0.1 r	0.4 r	0.3 r	0.4 r	0.2 r
Belgium	124	94.3	23.7 r	27.3 r	14.3 r	11.9 r	8.3 r	27.9	10.9 r	5.8 r	7.5 r	6.4 r	7.3 r
Cyprus	423	0.1	0.0 r	0.1 r	0.1 r	0.0 r	0.0 r	0.0	0.0 r	0.0 r	0.0 r	0.0 r	0.0 r
Estonia	939	0.1	....	0.0 r	0.1 r	0.0 r	0.0 r	1.1	0.4 r	....	....	0.0 r	0.0 r
Finland	172	2.1	0.4 r	0.6 r	1.0 r	0.8 r	1.6 r	2.6	0.2 r	0.5 r	0.3 r	0.2 r	0.1 r
France	132	437.0	107.8 r	102.2 r	116.0 r	146.9 r	124.5 r	183.1	36.1 r	40.2 r	36.5 r	46.2 r	45.2 r
Germany	134	126.0	62.6 r	27.3 r	42.0 r	32.5 r	53.8 r	78.4	21.4 r	16.4 r	13.8 r	15.5 r	16.5 r
Greece	174	2.1	0.4 r	0.7 r	0.8 r	0.5 r	0.4 r	2.0	0.5 r	0.6 r	0.1 r	1.1 r	0.3 r
Ireland	178	2.2	0.0 r	0.0 r	0.0 r	0.0 r	0.0 r	1.5	0.4 r	0.5 r	0.3 r	0.3 r	0.2 r
Italy	136	24.9	3.6 r	3.8 r	5.5 r	4.7 r	6.6 r	47.3	11.4 r	15.1 r	10.2 r	11.9 r	11.8 r
Latvia	941	0.3	0.0 r	0.0 r	0.0 r	0.0 r	0.0 r	1.7	0.6 r	0.3 r	0.0 r	0.1 r	0.1 r
Lithuania	946	....	....	....	....	....	....	0.4	0.2 r	0.2 r	0.1 r	0.1 r	0.1 r
Luxembourg	137	0.1	0.0 r	0.0 r	0.1 r	0.0 r	0.0 r	3.9	0.6 r	3.1 r	0.4 r	0.9 r	0.3 r
Malta	181	0.1	0.0 r	0.0 r	0.0 r	0.0 r	0.0 r	0.3	0.1 r	0.2 r	0.2 r	0.1 r	0.2 r
Netherlands	138	146.0	33.5 r	34.1 r	17.5 r	27.5 r	31.4 r	15.0	4.7 r	3.5 r	3.4 r	4.5 r	4.4 r
Portugal	182	4.1	0.2 r	2.6 r	1.5 r	0.8 r	2.5 r	8.3	2.4 r	2.5 r	1.5 r	3.3 r	2.8 r
Slovak Republic	936	0.1	0.0 r	0.0 r	0.0 r	0.0 r	0.0 r	1.8	0.5 r	0.5 r	0.5 r	0.4 r	0.4 r
Slovenia	961	0.1	0.1 r	0.1 r	0.0 r	0.2 r	0.2 r	0.6	0.0 r	0.3 r	0.2 r	0.2 r	0.2 r
Spain	184	53.9	13.7 r	11.3 r	10.2 r	13.3 r	19.2 r	36.9	7.5 r	9.7 r	9.7 r	9.2 r	5.7 r
Australia	193	3.7	1.2 r	0.8 r	1.3 r	1.0 r	1.4 r	10.3	1.9 r	2.4 r	0.9 r	2.3 r	2.4 r
Canada	156	50.8	11.2 r	9.2 r	16.8 r	15.4 r	3.5 r	18.1	2.0 r	1.6 r	2.8 r	0.9 r	1.4 r
China,P.R.: Hong Kong	532	11.8	1.6 r	3.3 r	3.6 r	2.4 r	2.1 r	3.7	1.0 r	0.8 r	0.7 r	0.9 r	0.9 r
China,P.R.: Macao	546	....	....	....	....	....	....	0.0	0.0 r	0.0 r	0.0 r	0.0 r	0.0 r
Czech Republic	935	0.2	0.0 r	0.0 r	0.0 r	0.0 r	0.0 r	7.8	2.8 r	2.9 r	2.2 r	2.3 r	2.2 r
Denmark	128	0.8	0.2 r	0.2 r	0.1 r	0.1 r	0.1 r	2.5	0.8 r	1.2 r	0.4 r	0.9 r	0.5 r
Iceland	176	0.0	0.0 r	0.0 r	0.0 r	0.0 r	0.0 r	0.0	0.0 r	0.0 r	0.0 r	0.0 r	0.0 r
Israel	436	0.2	0.0 r	0.0 r	0.0 r	0.0 r	0.0 r	1.9	0.4 r	0.4 r	0.4 r	0.4 r	0.4 r
Japan	158	114.4	26.7 r	22.0 r	20.3 r	26.4 r	19.7 r	46.5	13.6 r	17.2 r	10.0 r	7.0 r	9.9 r
Korea, Republic of	542	113.7	25.1 r	20.8 r	21.5 r	25.8 r	19.2 r	35.9	9.0 r	8.5 r	7.1 r	8.2 r	9.2 r
New Zealand	196	0.3	0.0 r	0.1 r	0.1 r	0.0 r	0.1 r	1.3	0.2 r	0.8 r	0.3 r	0.3 r	0.2 r
Norway	142	0.9	0.3 r	0.2 r	0.1 r	0.1 r	0.2 r	0.4	0.1 r	0.0 r	0.0 r	0.0 r	....
San Marino	135	....	....	....	....	....	....	0.0	0.0 r	0.0 r	0.0 r	0.0 r	0.0 r
Singapore	576	31.3	3.3 r	11.6 r	40.2 r	37.9 r	3.7 r	42.0	28.0 r	4.2 r	3.6 r	4.8 r	3.8 r
Sweden	144	39.7	7.9 r	10.5 r	10.2 r	7.8 r	7.4 r	8.6	3.6 r	0.6 r	0.3 r	2.0 r	0.9 r
Switzerland	146	7.8	2.1 r	2.4 r	3.1 r	2.4 r	2.8 r	4.2	0.5 r	1.0 r	0.6 r	1.2 r	1.0 r
Taiwan Prov.of China	528	12.9	2.9 r	2.9 r	4.5 r	4.8 r	4.4 r	17.6	5.3 r	4.1 r	6.5 r	4.8 r	4.2 r
United Kingdom	112	43.7	14.7 r	17.7 r	4.3 r	4.5 r	11.0 r	43.5	6.5 r	13.4 r	8.5 r	10.8 r	3.5 r
United States	111	234.5	53.9 r	43.1 r	62.7 r	78.9 r	81.6 r	128.3	42.9 r	17.1 r	13.0 r	22.9 r	29.0 r
Emerg. & Dev. Economies	200	527.6	130.1	125.7	132.9	127.7	123.0	2,140.8	542.2	572.0	464.6	595.3	592.5
Emerg. & Dev. Asia	505	311.7	69.7	73.2	87.0	79.2	65.2	918.6	234.7	262.2	198.4	259.2	254.4
American Samoa	859	....	....	....	....	....	....	0.0	0.0 r	0.0 r	0.0 r	0.0 r	0.0 r
Bangladesh	513	2.2	0.6 r	0.5 r	0.5 r	0.6 r	0.6 r	0.5	0.2 r	0.2 r	0.1 r	0.1 r	0.1 r
Cambodia	522	0.0	0.0 r	0.0 r	0.0 r	0.0 r	0.0 r	0.1	0.0 r	0.0 r	0.0 r	0.0 r	0.0 r
China,P.R.: Mainland	924	143.0	37.5 r	32.8 r	24.5 r	38.9 r	28.8 r	539.4	123.8 r	157.9 r	121.4 r	178.1 r	159.2 r
Fiji	819	....	....	....	....	....	....	0.0	0.0 r	0.0 r	0.0 r	0.0 r	0.0 r
F.T. French Polynesia	887	0.0	0.0 r	0.0 r	0.0 r	0.0 r	0.0 r	0.2	0.0 r	0.0 r	0.0 r	0.0 r	0.0 r
F.T. New Caledonia	839	0.1	0.0 r	0.0 r	0.0 r	0.0 r	0.0 r	0.0	0.0 r	0.0 r	0.0 r	0.0 r	0.0 r
India	534	118.5	18.9 r	30.2 r	47.4 r	25.8 r	19.1 r	181.0	58.6 r	55.7 r	31.9 r	29.5 r	38.2 r
Indonesia	536	4.9	2.1 r	0.9 r	1.8 r	1.6 r	1.6 r	38.6	6.9 r	9.9 r	10.7 r	14.2 r	13.0 r
Kiribati	826	0.0	0.0 r	0.0 r	0.0 r	0.0 r	0.0 r	....	....	....	....	....	....
Lao People's Dem.Rep	544	0.0	0.0 r	0.0 r	0.0 r	0.0 r	0.0 r	....	....	....	....	....	....
Malaysia	548	6.9	1.8 r	1.1 r	4.3 r	2.1 r	1.7 r	57.8	19.8 r	14.9 r	15.0 r	17.3 r	18.6 r
Maldives	556	0.1	0.0 r	0.0 r	0.0 r	0.0 r	0.0 r	....	....	....	....	....	....
Myanmar	518	....	....	....	....	....	....	0.0	0.0 r	0.0 r	0.0 r	0.0 r	0.0 r
Nauru	836	....	....	....	....	....	....	0.0	0.0 r	0.0 r	0.0 r	0.0 r	0.0 r
Nepal	558	0.1	0.0 r	0.0 r	0.0 r	0.0 r	0.0 r	0.2	0.0 r	0.0 r	0.0 r	0.0 r	0.0 r



# Madagascar (674)

In Millions of U.S. Dollars

		Exports (FOB)						Imports (CIF)					
		2015	2015Q3	2015Q4	2016Q1	2016Q2	2016Q3	2015	2015Q3	2015Q4	2016Q1	2016Q2	2016Q3
Papua New Guinea	853	....	....	....	....	....	....	0.0	0.0 r	0.0 r	0.0 r	0.0 r	0.0 r
Philippines	566	0.1	0.0 r	0.0 r	0.1 r	0.1 r	0.1 r	0.4	0.2 r	0.1 r	0.0 r	0.0 r	0.0 r
Solomon Islands	813	....	....	....	....	....	....	0.1	0.0 r	0.0 r	0.0 r	0.0 r	0.0 r
Sri Lanka	524	1.5	0.2 r	1.1 r	0.5 r	0.6 r	0.8 r	1.8	0.4 r	0.4 r	0.3 r	0.0 r	....
Thailand	578	7.9	1.7 r	0.5 r	1.8 r	2.6 r	5.4 r	43.5	11.5 r	8.2 r	6.8 r	4.0 r	10.1 r
Timor-Leste	537	....	....	....	....	....	....	0.0	0.0 r	0.0 r	0.0 r	0.0 r	0.0 r
Vanuatu	846	0.0	0.0 r	0.0 r	0.0 r	0.0 r	0.0 r	....	....	....	....	....	....
Vietnam	582	26.3	6.8 r	6.0 r	6.0 r	7.0 r	7.0 r	33.6	8.1 r	8.9 r	7.4 r	9.7 r	9.2 r
Asia n.s.	598	....	....	....	....	....	....	21.4	5.2 r	5.7 r	4.7 r	6.2 r	5.8 r
<b>Europe</b>	170	<b>12.7</b>	<b>3.5</b>	<b>4.2</b>	<b>2.5</b>	<b>2.4</b>	<b>3.2</b>	<b>234.6</b>	<b>60.0</b>	<b>61.1</b>	<b>49.4</b>	<b>66.0</b>	<b>63.5</b>
<b>Emerg. &amp; Dev. Europe</b>	903	<b>10.8</b>	<b>3.0</b>	<b>3.7</b>	<b>2.2</b>	<b>2.0</b>	<b>2.6</b>	<b>74.0</b>	<b>19.5</b>	<b>19.1</b>	<b>15.3</b>	<b>20.6</b>	<b>20.8</b>
Albania	914	....	....	....	....	....	....	0.0	0.0 r	0.0 r	0.0 r	0.0 r	0.0 r
Bosnia and Herzegovina	963	....	....	....	....	....	....	0.0	0.0 r	0.0 r	0.0 r	0.0 r	0.0 r
Bulgaria	918	0.0	....	0.0 r	0.0 r	....	0.0 r	1.0	0.0 r	0.7 r	0.0 r	0.0 r	0.0 r
Croatia	960	0.0	0.0 r	0.0 r	0.0 r	0.0 r	0.0 r	0.0	....	....	....	....	....
Faroe Islands	816	0.0 e	0.0 e	0.0 e	0.0 e	0.0 e	0.0 e	....	....	....	....	....	....
Gibraltar	823	....	....	....	....	....	....	0.0	0.0 r	0.0 r	0.0 r	0.0 r	0.0 r
Hungary	944	0.0	0.0 r	0.0 r	0.0 r	0.0 r	0.0 r	2.0	0.7 r	0.3 r	0.3 r	0.9 r	0.4 r
Macedonia, FYR	962	....	....	....	....	....	....	0.0	0.0 r	0.0 r	0.0 r	0.0 r	0.0 r
Montenegro	943	0.0 e	0.0 e	0.0 e	0.0 e	0.0 e	0.0 e	....	....	....	....	....	....
Poland	964	0.2	0.0 r	0.1 r	0.1 r	0.0 r	0.0 r	4.3	0.5 r	1.6 r	1.2 r	1.8 r	1.1 r
Romania	968	2.9	0.8 r	1.0 r	0.6 r	0.9 r	0.6 r	5.4	0.6 r	0.6 r	0.7 r	1.0 r	1.8 r
Serbia, Republic of	942	....	....	....	....	....	....	0.0	0.0 r	0.0 r	0.0 r	0.0 r	0.0 r
Turkey	186	7.5	2.2 r	2.6 r	1.5 r	1.0 r	1.9 r	61.2	17.6 r	15.9 r	13.2 r	16.9 r	17.5 r
<b>CIS</b>	901	<b>1.9</b>	<b>0.5</b>	<b>0.5</b>	<b>0.4</b>	<b>0.4</b>	<b>0.6</b>	<b>12.4</b>	<b>4.5</b>	<b>2.7</b>	<b>1.6</b>	<b>2.6</b>	<b>2.1</b>
Armenia	911	0.0	0.0 r	0.0 r	0.0 r	0.0 r	0.0 r	....	....	....	....	....	....
Belarus	913	....	....	....	....	....	....	1.3	....	0.6 r	....	....	....
Georgia	915	....	....	....	....	....	0.0 r	0.0	0.0 r	0.0 r	0.0 r	0.0 r	0.0 r
Kazakhstan	916	....	....	....	....	....	....	6.6	1.6 r	1.7 r	1.4 r	1.9 r	1.8 r
Kyrgyz Republic	917	0.0	0.0 r	0.0 r	0.0 r	0.0 r	0.0 r	....	....	....	....	....	....
Moldova	921	....	....	....	....	....	....	0.0	0.0 r	0.0 r	0.0 r	0.0 r	0.0 r
Russian Federation	922	1.4	0.4 r	0.4 r	0.4 r	0.3 r	0.5 r	3.8	2.8 r	0.3 r	0.1 r	0.5 r	0.1 r
Turkmenistan	925	....	....	....	....	....	....	0.0	0.0 r	0.0 r	....	....	....
Ukraine	926	0.4	0.1 r	0.1 r	....	0.1 r	0.1 r	0.8	0.1 r	0.0 r	0.1 r	0.2 r	0.2 r
Uzbekistan	927	....	....	....	....	....	....	0.0	0.0 r	0.0 r	0.0 r	0.0 r	0.0 r
Europe n.s.	884	0.0	0.0 r	0.0 r	0.0 r	0.0 r	0.0 r	148.2	35.9 r	39.3 r	32.5 r	42.8 r	40.6 r
<b>Mid East, N Africa, Pak</b>	440	<b>40.1</b>	<b>10.3</b>	<b>9.8</b>	<b>8.4</b>	<b>9.4</b>	<b>9.4</b>	<b>650.2</b>	<b>156.6</b>	<b>168.5</b>	<b>141.5</b>	<b>183.5</b>	<b>174.9</b>
Afghanistan, I.R. of	512	0.1	0.0 r	0.0 r	0.0 r	0.0 r	0.0 r	0.0	0.0 r	0.0 r	0.0 r	0.0 r	0.0 r
Algeria	612	0.5	0.1 r	0.1 r	0.1 r	0.1 r	0.1 r	0.0	0.0 r	0.0 r	0.0 r	0.0 r	0.0 r
Bahrain, Kingdom of	419	0.1	0.0 r	0.0 r	0.0 r	0.0 r	0.0 r	203.7	49.4 r	54.0 r	44.7 r	58.9 r	55.8 r
Djibouti	611	2.2	0.6 r	0.5 r	0.5 r	0.6 r	0.6 r	0.0	0.0 r	0.0 r	0.0 r	0.0 r	0.0 r
Egypt	469	2.8	0.7 r	0.7 r	0.7 r	0.7 r	0.7 r	43.8	11.0 r	11.0 r	11.0 r	11.0 r	11.0 r
Iran, I.R. of	429	....	....	....	....	....	....	0.5	0.1 r	0.1 r	0.1 r	0.1 r	0.1 r
Iraq	433	0.2	0.0 r	0.0 r	0.0 r	0.0 r	0.0 r	0.0	0.0 r	0.0 r	0.0 r	0.0 r	0.0 r
Jordan	439	0.1	0.0 r	0.1 r	0.0 r	0.0 r	0.0 r	0.0	0.0 r	0.0 r	0.0 r	0.0 r	0.0 r
Kuwait	443	1.0	0.3 r	0.2 r	0.2 r	0.3 r	0.3 r	3.7	0.9 r	1.0 r	0.8 r	1.1 r	1.0 r
Lebanon	446	0.0	0.0 r	0.0 r	0.0 r	0.0 r	0.0 r	0.6	0.1 r	0.0 r	0.0 r	0.0 r	0.0 r
Libya	672	0.0	0.0 r	0.0 r	0.0 r	0.0 r	0.0 r	....	....	....	....	....	....
Mauritania	682	....	....	....	....	....	....	0.0	0.0 r	0.0 r	0.0 r	0.0 r	0.0 r
Morocco	686	6.2	1.6 r	1.9 r	0.6 r	0.7 r	0.7 r	5.6	1.5 r	0.5 r	0.0 r	0.0 r	0.0 r
Oman	449	1.0	0.3 r	0.2 r	0.2 r	0.3 r	0.3 r	9.7	2.4 r	2.6 r	2.1 r	2.8 r	2.7 r
Pakistan	564	6.6	1.7 r	1.7 r	1.7 r	1.7 r	1.7 r	101.1	23.1 r	24.6 r	20.9 r	28.3 r	27.4 r
Qatar	453	0.0	0.0 r	0.0 r	0.0 r	0.0 r	0.0 r	66.5	16.1 r	17.6 r	14.6 r	19.2 r	18.2 r
Saudi Arabia	456	4.0	1.0 r	0.8 r	0.8 r	0.9 r	0.9 r	22.6	5.5 r	6.0 r	5.0 r	6.5 r	6.2 r
Somalia	726	0.0	0.0 r	0.0 r	0.0 r	0.0 r	0.0 r	....	....	....	....	....	....
Sudan	732	0.0	0.0 r	0.0 r	....	....	....	0.1	0.0 r	0.0 r	0.0 r	0.0 r	0.0 r
Syrian Arab Republic	463	0.6	0.1 r	0.1 r	0.1 r	0.1 r	0.1 r	....	....	....	....	....	....
Tunisia	744	0.5	0.1 r	0.1 r	0.1 r	0.1 r	0.1 r	2.7	0.7 r	0.7 r	0.6 r	0.7 r	0.7 r
United Arab Emirates	466	14.2	3.7 r	3.3 r	3.2 r	3.8 r	3.8 r	189.4	45.9 r	50.2 r	41.6 r	54.7 r	51.8 r
Yemen, Republic of	474	....	....	....	....	....	....	0.0	0.0 r	0.0 r	0.0 r	0.0 r	0.0 r

# Madagascar (674)

In Millions of U.S. Dollars

		Exports (FOB)						Imports (CIF)					
		2015	2015Q3	2015Q4	2016Q1	2016Q2	2016Q3	2015	2015Q3	2015Q4	2016Q1	2016Q2	2016Q3
<b>Sub-Saharan Africa</b>	603	<b>157.5</b>	<b>45.1</b>	<b>37.3</b>	<b>33.7</b>	<b>35.4</b>	<b>44.1</b>	<b>274.6</b>	<b>69.7</b>	<b>68.0</b>	<b>59.7</b>	<b>69.1</b>	<b>75.2</b>
Angola	614	0.1	0.0 r	0.0 r	0.0 r	0.0 r	0.0 r	....	....	....	....	....	....
Benin	638	1.3	0.3 r	0.3 r	0.3 r	0.3 r	0.3 r	0.0	0.0 r	0.0 r	0.0 r	0.0 r	0.0 r
Botswana	616	0.1	0.0 r	0.0 r	0.0 r	0.0 r	0.0 r	0.0	0.0 r	0.0 r	0.0 r	0.0 r	0.0 r
Burkina Faso	748	0.3	0.1 r	0.1 r	0.1 r	0.1 r	0.1 r	0.0	0.0 r	0.0 r	0.0 r	0.0 r	0.0 r
Cameroon	622	0.2	0.1 r	0.0 r	0.0 r	0.1 r	0.1 r	1.2	0.3 r	0.3 r	0.3 r	0.3 r	0.3 r
Chad	628	....	....	....	....	....	....	0.1	0.0 r	0.0 r	0.0 r	0.0 r	0.0 r
Comoros	632	5.2	1.2 r	1.1 r	1.1 r	1.3 r	1.3 r	0.1	0.0 r	0.0 r	0.0 r	0.0 r	0.0 r
Congo, Dem. Rep. of	636	0.3	0.1 r	0.1 r	0.1 r	0.1 r	0.1 r	0.0	0.0 r	0.0 r	0.0 r	0.0 r	0.0 r
Congo, Republic of	634	0.0	0.0 r	0.0 r	0.0 r	0.0 r	0.0 r	0.0	0.0 r	0.0 r	0.0 r	0.0 r	0.0 r
Côte d'Ivoire	662	1.3	0.3 r	0.3 r	0.3 r	0.3 r	0.3 r	0.2	0.1 r	0.1 r	0.1 r	0.1 r	0.1 r
Eritrea	643	....	....	....	....	....	....	0.0	0.0 r	0.0 r	0.0 r	0.0 r	0.0 r
Ethiopia	644	0.1	0.0 r	0.0 r	0.0 r	0.0 r	0.0 r	0.0	0.0 r	0.0 r	0.0 r	0.0 r	0.0 r
Gabon	646	0.1	0.0 r	0.0 r	0.0 r	0.0 r	0.0 r	0.0	0.0 r	0.0 r	0.0 r	0.0 r	0.0 r
Ghana	652	0.3	0.1 r	0.1 r	0.1 r	0.1 r	0.1 r	0.1	0.0 r	0.0 r	0.0 r	0.0 r	0.0 r
Guinea	656	0.2	0.1 r	0.0 r	0.0 r	0.1 r	0.1 r	0.0	0.0 r	0.0 r	0.0 r	0.0 r	0.0 r
Kenya	664	15.1	3.9 r	3.5 r	3.4 r	4.0 r	4.0 r	6.1	1.5 r	1.6 r	1.3 r	1.8 r	1.7 r
Lesotho	666	....	....	....	....	....	....	0.0	0.0 r	0.0 r	0.0 r	0.0 r	0.0 r
Malawi	676	....	....	....	....	....	....	0.1	0.0 r	0.0 r	0.0 r	0.0 r	0.0 r
Mali	678	2.3	0.6 r	0.5 r	0.5 r	0.6 r	0.6 r	0.1	0.0 r	0.0 r	0.0 r	0.0 r	0.0 r
Mauritius	684	29.7	9.8 r	6.3 r	6.7 r	7.9 r	8.2 r	101.1	26.2 r	24.7 r	20.6 r	27.1 r	25.7 r
Mozambique	688	4.3	1.1 r	1.0 r	1.0 r	1.1 r	1.2 r	3.4	0.8 r	0.9 r	0.7 r	1.0 r	0.9 r
Namibia	728	0.0	0.0 r	0.0 r	0.0 r	0.0 r	0.0 r	0.0	0.0 r	0.0 r	0.0 r	0.0 r	0.0 r
Niger	692	....	....	....	....	....	....	0.0	0.0 r	0.0 r	0.0 r	0.0 r	0.0 r
Nigeria	694	0.2	0.0 r	0.0 r	0.0 r	0.0 r	0.0 r	1.7	0.4 r	0.4 r	0.4 r	0.5 r	0.5 r
Rwanda	714	0.6	0.2 r	0.1 r	0.1 r	0.2 r	0.2 r	0.0	0.0 r	0.0 r	0.0 r	0.0 r	0.0 r
Senegal	722	0.1	0.0 r	....	....	....	....	0.5	0.0 r	0.1 r	0.0 r	0.0 r	0.0 r
Seychelles	718	4.7	1.3 r	1.1 r	1.1 r	1.2 r	1.1 r	4.3	1.1 r	1.2 r	1.0 r	1.3 r	1.2 r
Sierra Leone	724	0.0	0.0 r	0.0 r	0.0 r	0.0 r	0.0 r	0.0	0.0 r	0.0 r	0.0 r	0.0 r	0.0 r
South Africa	199	87.1	24.8 r	21.8 r	17.9 r	16.9 r	25.3 r	139.7	35.5 r	34.3 r	31.8 r	32.4 r	40.4 r
Swaziland	734	0.0	0.0 r	0.0 r	0.0 r	0.0 r	0.0 r	10.3	2.5 r	2.7 r	2.3 r	3.0 r	2.8 r
Tanzania	738	3.2	0.8 r	0.7 r	0.7 r	0.9 r	0.9 r	4.0	1.0 r	1.1 r	0.9 r	1.2 r	1.1 r
Togo	742	0.2	0.1 r	0.1 r	0.1 r	0.1 r	0.1 r	0.1	0.0 r	0.0 r	0.0 r	0.0 r	0.0 r
Uganda	746	0.0	0.0 r	0.0 r	0.0 r	0.0 r	0.0 r	0.0	0.0 r	0.0 r	....	....	....
Zambia	754	0.0	0.0 r	0.0 r	0.0 r	0.0 r	0.0 r	0.2	....	0.1 r	....	0.0 r	0.0 r
Zimbabwe	698	0.5	0.1 r	0.1 r	0.1 r	0.1 r	0.1 r	1.2	0.3 r	0.3 r	0.3 r	0.3 r	0.3 r
<b>Western Hemisphere</b>	205	<b>5.5</b>	<b>1.6</b>	<b>1.1</b>	<b>1.1</b>	<b>1.2</b>	<b>1.2</b>	<b>62.7</b>	<b>21.2</b>	<b>12.3</b>	<b>15.7</b>	<b>17.5</b>	<b>24.5</b>
Antigua and Barbuda	311	....	....	....	....	....	....	0.0	0.0 r	0.0 r	0.0 r	0.0 r	0.0 r
Argentina	213	0.4	0.1 r	0.1 r	0.1 r	0.1 r	0.1 r	23.3	5.8 r	5.8 r	5.8 r	5.8 r	5.8 r
Bahamas, The	313	0.0	0.0 r	0.0 r	0.0 r	0.0 r	0.0 r	....	....	....	....	....	....
Barbados	316	0.0 e	0.0 e	0.0 e	0.0 e	0.0 e	0.0 e	....	....	....	....	....	....
Belize	339	....	....	....	....	....	....	0.0	0.0 r	0.0 r	0.0 r	0.0 r	0.0 r
Bolivia	218	....	....	....	....	....	....	0.0	0.0 r	0.0 r	0.0 r	0.0 r	0.0 r
Brazil	223	1.0	0.4 r	0.1 r	0.1 r	0.1 r	0.1 r	26.8	12.3 r	3.0 r	6.8 r	8.0 r	15.0 r
Chile	228	0.0	0.0 r	0.0 r	0.0 r	0.0 r	0.0 r	0.1	0.1 r	0.0 r	0.0 r	....	0.0 r
Colombia	233	0.1	0.0 r	0.0 r	0.0 r	0.0 r	0.0 r	0.1	0.0 r	0.0 r	0.0 r	0.0 r	0.0 r
Costa Rica	238	0.0	0.0 r	0.0 r	0.0 r	0.0 r	0.0 r	0.0	0.0 r	0.0 r	0.0 r	0.0 r	0.0 r
Dominican Republic	243	0.2	0.1 r	0.1 r	0.1 r	0.1 r	0.1 r	0.0	0.0 r	0.0 r	0.0 r	0.0 r	0.0 r
Ecuador	248	....	....	....	....	....	....	0.2	0.0 r	0.2 r	0.2 r	0.3 r	0.3 r
El Salvador	253	....	....	....	....	....	....	0.0	0.0 r	0.0 r	0.0 r	0.0 r	0.0 r
Grenada	328	0.0	0.0 r	0.0 r	0.0 r	0.0 r	0.0 r	....	....	....	....	....	....
Guatemala	258	....	....	....	....	....	....	0.0	0.0 r	0.0 r	0.0 r	0.0 r	0.0 r
Guyana	336	0.0	0.0 r	0.0 r	0.0 r	0.0 r	0.0 r	0.0	0.0 r	0.0 r	0.0 r	0.0 r	0.0 r
Haiti	263	....	....	....	....	....	....	0.1	0.0 r	0.0 r	0.0 r	0.0 r	0.0 r
Honduras	268	....	....	....	....	....	....	0.0	0.0 r	0.0 r	0.0 r	0.0 r	0.0 r
Jamaica	343	0.0	0.0 r	0.0 r	0.0 r	0.0 r	0.0 r	0.0	0.0 r	0.0 r	0.0 r	0.0 r	0.0 r
Mexico	273	0.9	0.2 r	0.2 r	0.2 r	0.2 r	0.2 r	4.0	1.0 r	1.0 r	1.0 r	1.0 r	1.0 r
Nicaragua	278	....	....	....	....	....	....	0.2	0.0 r	0.1 r	0.0 r	0.1 r	0.1 r
Panama	283	1.2	0.3 r	0.2 r	0.2 r	0.3 r	0.3 r	0.0	0.0 r	0.0 r	0.0 r	0.0 r	0.0 r
Paraguay	288	....	....	....	....	....	....	0.0	0.0 r	0.0 r	0.0 r	0.0 r	0.0 r

# Madagascar (674)

In Millions of U.S. Dollars

		Exports (FOB)						Imports (CIF)					
		2015	2015Q3	2015Q4	2016Q1	2016Q2	2016Q3	2015	2015Q3	2015Q4	2016Q1	2016Q2	2016Q3
Peru	293	1.6	0.4 r	0.4 r	0.4 r	0.4 r	0.4 r	0.0	0.0 r	0.0 r	0.0 r	0.0 r	0.0 r
St. Kitts and Nevis	361	....	....	....	....	....	....	0.0	0.0 r	0.0 r	0.0 r	0.0 r	0.0 r
Suriname	366	....	....	....	....	....	....	0.0	0.0 r	0.0 r	0.0 r	0.0 r	0.0 r
Trinidad and Tobago	369	....	....	....	....	....	....	0.0	0.0 r	0.0 r	0.0 r	0.0 r	0.0 r
Uruguay	298	0.0	0.0 r	....	....	....	....	0.1	0.0 r	0.0 r	0.0 r	0.0 r	0.0 r
Venezuela, Rep. Bol.	299	....	....	....	....	....	....	7.7	1.9 r	2.0 r	1.7 r	2.2 r	2.1 r
Western Hem. n.s.	399	....	....	....	....	....	....	0.0	0.0 r	0.0 r	0.0 r	0.0 r	0.0 r
<b>Other Countries n.i.e</b>	<b>910</b>	<b>0.0</b>	<b>0.0</b>	<b>0.0</b>	<b>0.0</b>	<b>0.0</b>	<b>0.0</b>	<b>0.0</b>	<b>0.0</b>	<b>0.0</b>	<b>0.0</b>	<b>0.0</b>	<b>0.0</b>
Korea, Dem. People's Rep.	954	0.0	0.0 r	0.0 r	0.0 r	0.0 r	0.0 r	0.0	0.0 r	0.0 r	0.0 r	0.0 r	0.0 r
<b>Countries &amp; Areas n.s.</b>	<b>898</b>	<b>92.5</b>	<b>24.0 r</b>	<b>21.2 r</b>	<b>21.1 r</b>	<b>24.5 r</b>	<b>24.7 r</b>	<b>50.8</b>	<b>12.3 r</b>	<b>13.5 r</b>	<b>11.2 r</b>	<b>14.7 r</b>	<b>13.9 r</b>
<b>Memorandum Items</b>													
Africa	605	167.0	47.6	39.9	35.1	37.0	45.7	283.1	71.9	69.3	60.3	69.9	75.9
Middle East	405	24.0	6.1	5.5	5.4	6.2	6.1	540.7	131.4	142.5	119.9	154.4	146.8
European Union	998	981.0	269.6	239.7	224.4	252.6	267.9	489.6	113.5	120.9	98.5	120.6	106.3
Export earnings: fuel	080	22.9	5.9	5.2	5.1	5.8	6.0	516.4	127.1	136.3	112.8	148.8	140.6
Export earnings: nonfuel	092	2,157.4	545.4	496.7	546.9	593.3	547.6	2,462.2	643.9	625.1	505.5	631.9	631.3

# Malawi (676)

In Millions of U.S. Dollars

		Exports (FOB)						Imports (CIF)					
		2015	2015Q3	2015Q4	2016Q1	2016Q2	2016Q3	2015	2015Q3	2015Q4	2016Q1	2016Q2	2016Q3
IFS World		1,374.8	....	....	....	....	....	2,932.0	....	....	....	....	....
World	001	1,079.5	218.2	347.5	279.3	265.8	234.5	2,313.3	640.4	498.1	422.1	506.5	596.5
Advanced Economies	110	417.8	78.6	125.2	102.3	92.4	86.6	535.6	122.7	85.3	91.7	109.0	128.3
Euro Area	163	240.3	37.3	74.4	50.8	55.0	51.1	131.8	41.8	27.8	27.1	33.4	58.2
Austria	122	....	....	....	....	....	....	1.3	1.0 r	0.1 r	0.6 r	0.8 r	0.4 r
Belgium	124	114.0	9.3 r	38.5 r	20.9 r	24.1 r	28.8 r	23.2	11.6 r	7.3 r	7.1 r	2.0 r	8.5 r
Cyprus	423	....	....	....	....	....	....	0.1	0.1 r	0.0 r	....	0.0 r	0.0 r
Estonia	939	....	....	....	....	....	....	0.4	0.1 r	0.1 r	0.0 r	0.1 r	0.1 r
Finland	172	2.0	0.5 r	0.5 r	0.4 r	0.2 r	0.6 r	5.7	1.5 r	2.5 r	0.5 r	1.3 r	0.6 r
France	132	2.3	0.0 r	0.7 r	0.0 r	0.0 r	0.2 r	7.4	2.3 r	1.3 r	1.1 r	3.1 r	23.8 r
Germany	134	50.2	9.8 r	18.5 r	11.4 r	11.3 r	7.6 r	27.8	5.3 r	3.7 r	4.5 r	8.1 r	5.9 r
Greece	174	5.6	1.2 r	0.7 r	2.0 r	1.2 r	1.3 r	0.1	....	0.1 r	0.0 r	....	....
Ireland	178	0.0	0.0 r	0.0 r	0.0 r	0.0 r	0.0 r	5.6	1.6 r	2.2 r	1.4 r	1.4 r	1.7 r
Italy	136	8.4	2.6 r	0.3 r	0.6 r	3.4 r	0.4 r	12.6	3.1 r	2.2 r	2.9 r	5.5 r	3.6 r
Latvia	941	....	....	....	....	....	....	0.0	0.0 r	0.0 r	0.0 r	0.0 r	0.0 r
Lithuania	946	2.8	0.5 r	0.7 r	0.4 r	0.3 r	0.5 r	1.3	0.4 r	0.1 r	0.1 r	0.4 r	0.5 r
Luxembourg	137	0.2	0.0 r	0.0 r	0.0 r	0.0 r	0.0 r	0.0	....	0.0 r	....	0.0 r	0.0 r
Malta	181	....	....	....	....	....	....	0.0	....	....	....	....	....
Netherlands	138	20.6	4.4 r	3.1 r	3.9 r	6.3 r	6.2 r	31.4	9.1 r	6.8 r	7.1 r	9.5 r	11.0 r
Portugal	182	24.8	6.7 r	8.2 r	9.6 r	7.0 r	3.5 r	5.5	1.6 r	0.6 r	0.8 r	0.7 r	1.0 r
Slovak Republic	936	0.0	0.0 r	0.0 r	0.0 r	0.0 r	....	1.1	0.2 r	0.1 r	0.1 r	0.1 r	0.2 r
Slovenia	961	....	....	....	....	....	....	0.0	....	0.0 r	....	0.0 r	....
Spain	184	9.4	2.2 r	3.1 r	1.5 r	1.2 r	1.9 r	8.2	4.2 r	0.9 r	0.6 r	0.4 r	1.0 r
Australia	193	2.0	0.1 r	1.4 r	0.1 r	0.1 r	0.1 r	12.8	5.7 r	0.1 r	5.9 r	2.7 r	0.0 r
Canada	156	2.2	0.5 r	1.1 r	0.7 r	1.0 r	0.7 r	23.9	6.1 r	1.9 r	1.4 r	0.9 r	6.3 r
China,P.R.: Hong Kong	532	4.9	1.9 r	1.4 r	0.2 r	0.2 r	0.6 r	27.5	10.6 r	3.3 r	1.9 r	6.7 r	8.4 r
China,P.R.: Macao	546	....	....	....	....	....	....	0.0	0.0 r	0.0 r	0.0 r	0.0 r	0.0 r
Czech Republic	935	7.8	1.2 r	2.1 r	2.2 r	2.4 r	4.9 r	0.5	0.2 r	0.1 r	0.1 r	0.0 r	0.4 r
Denmark	128	4.9	0.0 r	0.3 r	4.2 r	0.4 r	0.0 r	27.6	8.2 r	6.8 r	4.6 r	3.9 r	4.6 r
Iceland	176	....	....	....	....	....	....	0.0	....	0.0 r	....	....	....
Israel	436	0.2	0.0 r	0.0 r	0.0 r	0.0 r	0.0 r	3.2	....	0.6 r	1.6 r	1.6 r	1.6 r
Japan	158	1.6	0.3 r	0.6 r	0.2 r	0.4 r	0.4 r	72.3	15.2 r	8.7 r	8.7 r	9.2 r	10.5 r
Korea, Republic of	542	12.7	0.1 r	0.4 r	15.6 r	5.3 r	1.0 r	24.1	4.7 r	4.4 r	4.4 r	4.6 r	6.2 r
New Zealand	196	0.6	0.0 r	0.3 r	0.1 r	0.0 r	0.0 r	0.5	0.0 r	....	0.0 r	0.0 r	0.0 r
Norway	142	0.0	0.0 r	0.0 r	0.0 r	0.0 r	0.0 r	2.5	0.4 r	....	0.0 r	0.0 r	0.0 r
Singapore	576	6.9	1.0 r	2.6 r	3.0 r	3.1 r	3.0 r	4.4	1.9 r	0.2 r	0.3 r	0.3 r	0.4 r
Sweden	144	7.2	2.8 r	2.0 r	1.8 r	1.6 r	2.0 r	2.7	0.8 r	0.4 r	1.5 r	0.1 r	0.5 r
Switzerland	146	12.8	3.4 r	2.4 r	1.7 r	2.1 r	1.9 r	70.9	1.6 r	6.6 r	1.1 r	0.6 r	1.9 r
Taiwan Prov.of China	528	1.5 e	0.1 e	0.3 e	1.3 e	0.5 e	0.6 e	1.7 e	0.6 e	0.3 e	0.7 e	0.2 e	0.3 e
United Kingdom	112	63.9	22.3 r	12.5 r	9.6 r	10.2 r	11.6 r	77.3	17.1 r	17.6 r	16.9 r	28.9 r	15.2 r
United States	111	48.3	7.6 r	23.1 r	10.7 r	10.0 r	8.7 r	51.9	7.9 r	6.4 r	15.6 r	15.7 r	13.8 r
Emerg. & Dev. Economies	200	661.7	139.6	222.3	177.0	173.4	147.9	1,777.8	517.7	412.8	330.4	397.4	468.1
Emerg. & Dev. Asia	505	128.0	15.6	42.5	32.9	28.9	12.5	622.9	183.3	148.7	125.5	135.0	162.0
Bangladesh	513	0.7	0.2 r	0.3 r	0.2 r	0.3 r	0.2 r	0.1	0.0 r	0.0 r	0.0 r	0.0 r	0.0 r
Brunei Darussalam	516	....	....	....	....	....	....	0.0	0.0 r	0.0 r	0.0 r	0.0 r	0.0 r
Cambodia	522	1.2	0.3 r	0.5 r	0.4 r	0.4 r	0.4 r	0.0	0.0 r	0.0 r	0.0 r	0.0 r	0.0 r
China,P.R.: Mainland	924	55.9	1.3 r	1.1 r	24.0 r	22.8 r	1.5 r	303.8	86.6 r	87.0 r	50.8 r	82.3 r	79.6 r
Fiji	819	0.0	0.0 r	0.0 r	0.0 r	0.0 r	0.0 r	0.0	0.0 r	0.0 r	0.0 r	0.0 r	0.0 r
F.T. French Polynesia	887	0.0 e	0.0 e	0.0 e	0.0 e	0.0 e	0.0 e	....	....	....	....	....	....
F.T. New Caledonia	839	0.0 e	0.0 e	0.0 e	0.0 e	0.0 e	0.0 e	....	....	....	....	....	....
India	534	52.2	9.6 r	33.8 r	4.1 r	1.7 r	7.3 r	237.7	74.2 r	45.3 r	58.5 r	36.2 r	66.4 r
Indonesia	536	8.4	0.9 r	2.6 r	1.1 r	0.6 r	0.5 r	40.7	12.0 r	9.1 r	5.3 r	6.7 r	7.5 r
Malaysia	548	1.1	0.2 r	0.3 r	0.6 r	0.4 r	0.3 r	23.3	5.9 r	3.6 r	8.4 r	4.0 r	4.5 r
Philippines	566	6.5	2.7 r	3.0 r	1.9 r	2.0 r	1.7 r	0.6	0.6 r	....	....	....	....
Solomon Islands	813	0.1	0.0 r	0.0 r	0.0 r	0.0 r	0.0 r	....	....	....	....	....	....
Sri Lanka	524	0.1	0.0 r	0.0 r	0.0 r	0.1 r	....	0.6	0.1 r	0.0 r	0.0 r	0.0 r	0.0 r
Thailand	578	0.5	0.1 r	0.2 r	0.2 r	0.2 r	0.2 r	7.7	1.7 r	1.8 r	1.1 r	4.0 r	1.8 r
Vietnam	582	1.3	0.3 r	0.6 r	0.4 r	0.5 r	0.4 r	2.2	0.6 r	0.5 r	0.4 r	0.5 r	0.5 r
Asia n.s.	598	....	....	....	....	....	....	6.1	1.6 r	1.3 r	1.0 r	1.4 r	1.6 r

# Malawi (676)

In Millions of U.S. Dollars

		Exports (FOB)						Imports (CIF)					
		2015	2015Q3	2015Q4	2016Q1	2016Q2	2016Q3	2015	2015Q3	2015Q4	2016Q1	2016Q2	2016Q3
<b>Europe</b>	170	<b>84.9</b>	<b>14.9</b>	<b>25.5</b>	<b>31.1</b>	<b>16.3</b>	<b>17.2</b>	<b>42.9</b>	<b>10.1</b>	<b>10.9</b>	<b>4.6</b>	<b>3.5</b>	<b>4.8</b>
<b>Emerg. &amp; Dev. Europe</b>	903	<b>23.1</b>	<b>4.0</b>	<b>4.6</b>	<b>2.7</b>	<b>2.6</b>	<b>2.4</b>	<b>6.4</b>	<b>1.7</b>	<b>1.7</b>	<b>1.4</b>	<b>1.9</b>	<b>1.9</b>
Albania	914	0.0	0.0 r	0.0 r	0.0 r	0.0 r	0.0 r	....	....	....	....	....	....
Bosnia and Herzegovina	963	0.4	0.1 r	0.2 r	0.1 r	0.1 r	0.1 r	0.0	0.0 r	0.0 r	0.0 r	0.0 r	0.0 r
Bulgaria	918	0.5	0.2 r	....	0.3 r	0.6 r	....	1.3	0.5 r	0.3 r	0.3 r	0.4 r	0.2 r
Faroe Islands	816	0.0 e	0.0 e	0.0 e	0.0 e	0.0 e	0.0 e	....	....	....	....	....	....
Gibraltar	823	....	....	....	....	....	....	0.4	0.1 r	0.1 r	0.1 r	0.1 r	0.1 r
Hungary	944	0.1	0.0 r	0.0 r	0.0 r	0.0 r	0.1 r	0.3	0.0 r	0.1 r	0.1 r	0.0 r	0.0 r
Macedonia, FYR	962	0.2 e	0.0 e	0.0 e	0.0 e	0.1 e	0.0 e	....	....	....	....	....	....
Montenegro	943	....	....	....	0.0 e	0.0 e	....	....	....	....	....	....	....
Poland	964	15.4	2.0 r	3.4 r	1.3 r	0.7 r	0.8 r	1.2	0.3 r	0.2 r	0.3 r	0.5 r	1.3 r
Romania	968	1.5	0.3 r	0.0 r	0.3 r	0.2 r	0.3 r	0.0	0.0 r	0.0 r	....	....	0.0 r
Serbia, Republic of	942	1.1	0.7 r	0.0 r	0.0 r	0.1 r	0.2 r	....	....	....	....	0.1 r	....
Turkey	186	3.9	0.7 r	0.9 r	0.5 r	0.8 r	0.9 r	3.1	0.8 r	1.0 r	0.6 r	0.8 r	0.3 r
<b>CIS</b>	901	<b>61.7</b>	<b>10.9</b>	<b>21.0</b>	<b>28.4</b>	<b>13.7</b>	<b>14.8</b>	<b>34.8</b>	<b>8.0</b>	<b>8.8</b>	<b>2.9</b>	<b>1.2</b>	<b>2.5</b>
Armenia	911	3.3	0.0 r	3.3 r	2.0 r	0.0 r	1.6 r	....	....	....	....	....	....
Azerbaijan, Rep. of	912	0.0	0.0 r	0.0 r	0.0 r	0.0 r	0.0 r	....	....	....	....	....	....
Belarus	913	1.0	....	0.3 r	0.1 r	0.5 r	0.5 r	....	....	....	0.0 r	....	....
Georgia	915	0.0	....	....	0.0 r	....	0.0 r	0.0	0.0 r	....	....	....	....
Kazakhstan	916	0.2	0.0 r	0.1 r	0.1 r	0.1 r	0.0 r	....	....	....	....	....	....
Russian Federation	922	37.9	7.2 r	12.8 r	17.3 r	5.9 r	5.9 r	32.9	7.9 r	8.8 r	2.5 r	1.2 r	2.5 r
Ukraine	926	19.3	3.6 r	4.5 r	8.8 r	7.2 r	6.7 r	1.9	....	0.0 r	0.4 r	....	....
Uzbekistan	927	0.0	0.0 r	0.0 r	0.0 r	0.0 r	0.0 r	....	....	....	....	....	....
Europe n.s.	884	....	....	....	....	....	....	1.7	0.5 r	0.4 r	0.3 r	0.4 r	0.4 r
<b>Mid East, N Africa, Pak</b>	440	<b>89.7</b>	<b>21.3</b>	<b>29.2</b>	<b>18.7</b>	<b>19.1</b>	<b>17.9</b>	<b>330.2</b>	<b>94.3</b>	<b>74.3</b>	<b>54.7</b>	<b>66.2</b>	<b>72.5</b>
Algeria	612	2.4	0.6 r	1.1 r	0.8 r	0.8 r	0.7 r	0.0	0.0 r	0.0 r	0.0 r	0.0 r	0.0 r
Bahrain, Kingdom of	419	....	....	....	....	....	....	0.0	0.0 r	0.0 r	0.0 r	0.0 r	0.0 r
Egypt	469	56.8	11.3 r	15.5 r	9.8 r	9.9 r	9.7 r	5.4	1.2 r	1.7 r	1.0 r	1.3 r	1.5 r
Iran, I.R. of	429	0.0	0.0 r	0.0 r	0.0 r	0.0 r	0.0 r	0.0	0.0 r	0.0 r	0.0 r	0.0 r	0.0 r
Jordan	439	2.8	2.3 r	0.0 r	0.3 r	0.0 r	0.2 r	2.7	2.7 r	....	....	....	....
Kuwait	443	....	....	....	....	....	....	30.7	8.1 r	6.6 r	5.1 r	6.6 r	7.6 r
Lebanon	446	0.8	0.7 r	....	....	....	....	0.2	0.1 r	0.1 r	....	....	....
Libya	672	....	....	....	....	....	....	0.0	0.0 r	0.0 r	0.0 r	0.0 r	0.0 r
Mauritania	682	....	....	....	....	....	....	0.0	0.0 r	0.0 r	0.0 r	0.0 r	0.0 r
Morocco	686	3.0	0.0 r	2.4 r	0.4 r	0.5 r	0.4 r	0.2	0.1 r	0.1 r	0.1 r	0.1 r	0.1 r
Oman	449	....	....	....	....	....	....	3.5	0.9 r	0.8 r	0.6 r	0.8 r	0.9 r
Pakistan	564	0.1	0.0 r	0.0 r	0.0 r	0.0 r	0.0 r	10.2	2.9 r	2.5 r	1.9 r	2.0 r	2.1 r
Qatar	453	....	....	....	....	....	....	5.2	1.4 r	1.1 r	0.9 r	1.1 r	1.3 r
Saudi Arabia	456	0.1	0.0 r	0.0 r	0.0 r	0.0 r	0.0 r	18.1	4.8 r	3.9 r	3.0 r	3.9 r	4.5 r
Sudan	732	1.1	1.1 r	....	....	....	....	0.0	0.0 r	0.0 r	0.0 r	0.0 r	0.0 r
Syrian Arab Republic	463	....	....	....	....	....	....	0.0	0.0 r	0.0 r	0.0 r	0.0 r	0.0 r
Tunisia	744	1.4	0.3 r	0.4 r	0.3 r	0.3 r	0.3 r	0.0	0.0 r	0.0 r	0.0 r	0.0 r	0.0 r
United Arab Emirates	466	21.3	5.1 r	9.7 r	7.1 r	7.5 r	6.6 r	253.6	72.1 r	57.6 r	42.1 r	50.5 r	54.7 r
<b>Sub-Saharan Africa</b>	603	<b>357.7</b>	<b>87.6</b>	<b>124.8</b>	<b>94.1</b>	<b>108.8</b>	<b>100.0</b>	<b>771.4</b>	<b>227.6</b>	<b>175.8</b>	<b>143.8</b>	<b>190.9</b>	<b>226.5</b>
Angola	614	0.1	0.0 r	0.0 r	0.0 r	0.0 r	0.0 r	....	....	....	....	....	....
Botswana	616	1.8	0.4 r	0.7 r	0.6 r	0.8 r	0.8 r	8.8	2.4 r	1.9 r	1.5 r	1.8 r	2.0 r
Burkina Faso	748	0.0	0.0 r	0.0 r	0.0 r	0.0 r	0.0 r	0.0	0.0 r	0.0 r	0.0 r	0.0 r	0.0 r
Burundi	618	0.7	0.2 r	0.3 r	0.2 r	0.3 r	0.2 r	0.0	0.0 r	0.0 r	0.0 r	0.0 r	0.0 r
Cameroon	622	0.0	0.0 r	0.0 r	0.0 r	0.0 r	0.0 r	0.0	0.0 r	0.0 r	0.0 r	0.0 r	0.0 r
Congo, Dem. Rep. of	636	1.6	0.4 r	0.7 r	0.5 r	0.6 r	0.5 r	0.5	0.1 r	0.1 r	0.1 r	0.1 r	0.1 r
Congo, Republic of	634	0.0	0.0 r	0.0 r	0.0 r	0.0 r	0.0 r	0.0	0.0 r	0.0 r	0.0 r	0.0 r	0.0 r
Eritrea	643	....	....	....	....	....	....	0.0	0.0 r	0.0 r	0.0 r	0.0 r	0.0 r
Ethiopia	644	0.2	0.0 r	0.1 r	0.1 r	0.1 r	0.1 r	0.5	0.1 r	0.1 r	0.1 r	0.1 r	0.1 r
Gabon	646	0.0	0.0 r	0.0 r	0.0 r	0.0 r	0.0 r	0.0	0.0 r	0.0 r	0.0 r	0.0 r	0.0 r
Gambia, The	648	....	....	....	....	....	....	0.0	0.0 r	0.0 r	0.0 r	0.0 r	0.0 r
Ghana	652	0.0	0.0 r	0.0 r	0.0 r	0.0 r	0.0 r	0.0	0.0 r	0.0 r	0.0 r	0.0 r	0.0 r
Guinea	656	....	....	....	....	....	....	0.0	0.0 r	0.0 r	0.0 r	0.0 r	0.0 r
Kenya	664	15.3	3.2 r	4.6 r	4.2 r	5.6 r	5.7 r	31.5	8.3 r	6.7 r	5.2 r	6.6 r	7.5 r
Lesotho	666	....	....	....	....	....	....	0.3	0.1 r	0.1 r	0.1 r	0.1 r	0.1 r
Liberia	668	0.0	0.0 r	0.0 r	0.0 r	0.0 r	0.0 r	0.0	0.0 r	0.0 r	0.0 r	0.0 r	0.0 r

# Malawi (676)

In Millions of U.S. Dollars

		Exports (FOB)						Imports (CIF)					
		2015	2015Q3	2015Q4	2016Q1	2016Q2	2016Q3	2015	2015Q3	2015Q4	2016Q1	2016Q2	2016Q3
Madagascar	674	0.0	0.0 r	0.0 r	0.0 r	0.0 r	0.0 r	5.2	1.4 r	1.1 r	0.9 r	1.1 r	1.3 r
Mali	678	0.0	0.0 r	0.0 r	0.0 r	0.0 r	0.0 r	0.0	0.0 r	0.0 r	0.0 r	0.0 r	0.0 r
Mauritius	684	0.7	0.4 r	0.4 r	....	....	....	22.3	10.1 r	6.4 r	14.0 r	14.0 r	14.0 r
Mozambique	688	99.6	22.9 r	37.4 r	27.3 r	30.0 r	26.7 r	72.7	19.2 r	15.5 r	12.1 r	15.6 r	17.9 r
Namibia	728	0.1	0.0 r	0.0 r	0.0 r	0.0 r	0.0 r	4.7	1.3 r	1.0 r	0.8 r	1.0 r	1.2 r
Niger	692	0.5	0.1 r	0.2 r	0.2 r	0.2 r	0.2 r	0.0	0.0 r	0.0 r	0.0 r	0.0 r	0.0 r
Nigeria	694	0.0	0.0 r	0.0 r	0.0 r	0.0 r	0.0 r	0.2	0.1 r	0.0 r	0.0 r	0.0 r	0.0 r
Rwanda	714	1.3	0.3 r	0.6 r	0.4 r	0.5 r	0.4 r	0.0	0.0 r	0.0 r	0.0 r	0.0 r	0.0 r
Senegal	722	1.2	....	0.4 r	....	....	....	0.0	0.0 r	0.0 r	0.0 r	0.0 r	0.0 r
Seychelles	718	0.1	0.0 r	0.0 r	0.0 r	0.0 r	0.0 r	0.9	0.2 r	0.2 r	0.1 r	0.2 r	0.2 r
Sierra Leone	724	0.0	0.0 r	0.0 r	0.0 r	0.0 r	0.0 r	0.0	0.0 r	0.0 r	0.0 r	0.0 r	0.0 r
South Africa	199	80.2	23.9 r	17.8 r	16.4 r	22.6 r	22.1 r	417.3	109.8 r	99.9 r	75.6 r	101.3 r	120.8 r
Swaziland	734	0.9	0.2 r	0.4 r	0.3 r	0.3 r	0.3 r	21.3	5.9 r	4.6 r	3.4 r	4.1 r	4.4 r
Tanzania	738	20.1	4.9 r	9.2 r	6.7 r	7.1 r	6.2 r	40.3	10.2 r	8.1 r	6.4 r	8.2 r	9.5 r
Togo	742	....	....	....	....	....	....	0.0	0.0 r	0.0 r	0.0 r	0.0 r	0.0 r
Uganda	746	13.3	3.0 r	2.3 r	2.3 r	2.8 r	2.3 r	1.1	0.7 r	0.1 r	0.0 r	0.1 r	0.1 r
Zambia	754	19.4	3.3 r	3.8 r	1.3 r	2.2 r	3.5 r	118.0	50.9 r	24.4 r	19.3 r	31.1 r	41.1 r
Zimbabwe	698	100.4	24.3 r	45.7 r	33.3 r	35.6 r	31.0 r	25.6	6.8 r	5.5 r	4.3 r	5.5 r	6.3 r
<b>Western Hemisphere</b>	<b>205</b>	<b>1.5</b>	<b>0.2</b>	<b>0.3</b>	<b>0.3</b>	<b>0.3</b>	<b>0.3</b>	<b>10.4</b>	<b>2.3</b>	<b>3.2</b>	<b>1.8</b>	<b>1.8</b>	<b>2.2</b>
Antigua and Barbuda	311	0.0	0.0 r	0.0 r	0.0 r	0.0 r	0.0 r	....	....	....	....	....	....
Argentina	213	0.7	0.2 r	0.2 r	0.2 r	0.2 r	0.2 r	6.5	1.6 r	1.6 r	1.6 r	1.6 r	1.6 r
Belize	339	....	....	....	....	....	....	0.0	0.0 r	0.0 r	0.0 r	0.0 r	0.0 r
Bolivia	218	....	....	....	....	....	....	0.0	0.0 r	0.0 r	0.0 r	0.0 r	0.0 r
Brazil	223	0.2	0.0 r	0.0 r	....	0.0 r	0.0 r	3.3	0.6 r	1.4 r	0.1 r	0.1 r	0.5 r
Chile	228	0.0	....	0.0 r	....	....	0.0 r	0.0	0.0 r	0.0 r	0.0 r	0.0 r	0.0 r
Colombia	233	0.1	0.0 r	0.1 r	0.1 r	0.1 r	0.1 r	0.0	....	....	....	....	....
Costa Rica	238	0.0	0.0 r	0.0 r	0.0 r	0.0 r	0.0 r	0.0	0.0 r	0.0 r	0.0 r	0.0 r	0.0 r
Curacao	354	....	....	....	....	....	....	0.0	0.0 r	0.0 r	0.0 r	0.0 r	0.0 r
Ecuador	248	....	....	....	....	....	....	0.1	0.0 r	0.0 r	0.0 r	0.0 r	0.0 r
Haiti	263	0.1	0.0 r	0.0 r	0.0 r	0.0 r	0.0 r	0.0	0.0 r	0.0 r	0.0 r	0.0 r	0.0 r
Honduras	268	....	....	....	....	....	....	0.0	0.0 r	0.0 r	0.0 r	0.0 r	0.0 r
Jamaica	343	....	....	....	....	....	....	0.0	0.0 r	0.0 r	0.0 r	0.0 r	0.0 r
Mexico	273	....	....	....	....	....	....	0.1	0.0 r	0.0 r	0.0 r	0.0 r	0.0 r
Nicaragua	278	....	....	....	....	....	....	0.0	0.0 r	0.0 r	0.0 r	0.0 r	0.0 r
Paraguay	288	0.0	0.0 r	0.0 r	0.0 r	0.0 r	0.0 r	0.3	0.1 r	0.1 r	0.0 r	0.1 r	0.1 r
Peru	293	....	....	....	....	....	....	0.0	0.0 r	0.0 r	0.0 r	0.0 r	0.0 r
Trinidad and Tobago	369	....	....	....	....	....	....	0.0	0.0 r	0.0 r	0.0 r	0.0 r	0.0 r
Uruguay	298	0.5	....	....	....	....	....	....	....	....	....	....	....
Venezuela, Rep. Bol.	299	....	....	....	....	....	....	0.0	0.0 r	0.0 r	0.0 r	0.0 r	0.0 r
<b>Other Countries n.i.e</b>	<b>910</b>	<b>....</b>	<b>....</b>	<b>....</b>	<b>....</b>	<b>....</b>	<b>....</b>	<b>0.0</b>	<b>0.0</b>	<b>0.0</b>	<b>0.0</b>	<b>0.0</b>	<b>0.0</b>
Cuba	928	....	....	....	....	....	....	0.0	0.0 r	0.0 r	0.0 r	0.0 r	0.0 r
Korea, Dem. People's Rep.	954	....	....	....	....	....	....	0.0	0.0 r	0.0 r	0.0 r	0.0 r	0.0 r
<b>Memorandum Items</b>													
Africa	605	365.6	89.5	128.7	95.6	110.4	101.4	771.7	227.7	175.9	143.9	191.0	226.6
Middle East	405	81.7	19.4	25.3	17.1	17.5	16.5	319.6	91.3	71.7	52.7	64.1	70.3
European Union	998	341.6	66.1	94.7	70.7	71.2	70.8	242.9	69.0	53.4	50.9	67.4	80.4
Export earnings: fuel	080	62.0	13.0	23.8	25.4	14.6	13.4	344.5	95.4	78.8	54.3	64.1	71.4
Export earnings: nonfuel	092	1,017.5	205.2	323.7	253.9	251.2	221.1	1,968.8	545.0	419.3	367.8	442.4	525.1

# Malaysia (548)

In Millions of U.S. Dollars

		Exports (FOB)						Imports (CIF)					
		2015	2015Q3	2015Q4	2016Q1	2016Q2	2016Q3	2015	2015Q3	2015Q4	2016Q1	2016Q2	2016Q3
IFS World		199,158.1	49,325.3	49,374.9	44,108.5	46,777.8	48,230.1	176,010.9	43,910.5	42,223.7	38,366.7	42,297.6	43,802.6
World	001	199,957.6	49,284.5	49,453.5	44,108.1	46,776.6	48,226.6	175,977.0	43,911.0	42,295.2	38,366.7	42,297.6	43,802.9
Advanced Economies	110	116,813.2	28,125.5	29,093.7	26,073.0	26,643.9	27,190.1	95,515.7	23,744.2	22,704.3	20,627.8	23,206.9	24,114.4
Euro Area	163	16,199.5	4,033.6	4,097.2	3,749.9	3,775.2	3,994.5	14,712.7	3,525.4	3,500.0	3,100.5	4,178.0	4,641.3
Austria	122	161.9	47.7	38.4	30.9	33.7 r	30.4 r	634.7	145.8	157.8	134.1	146.4 r	158.7 r
Belgium	124	952.9	255.1	271.7	219.5	270.0 r	279.8 r	667.4	178.6	147.6	133.9	252.1 r	305.7 r
Cyprus	423	8.1	1.9	2.2	1.8	3.3 r	3.6 r	252.5	124.1	1.3	1.3	11.6 r	8.0 r
Estonia	939	55.8	16.5	13.7	9.2	5.1 r	3.8 r	23.0	0.6	0.9	0.9	2.1 r	2.8 r
Finland	172	134.3	29.3	30.4	28.1	21.1 r	21.7 r	161.7	41.1	32.7	38.0	40.8 r	42.2 r
France	132	1,488.5	346.4	422.7	363.0	370.0 r	386.1 r	2,237.2	433.4	470.3	500.8	1,053.5 r	1,355.5 r
Germany	134	5,021.7	1,283.7	1,270.1	1,288.5	1,352.0 r	1,407.3 r	6,009.4	1,528.9	1,393.1	1,367.8	1,471.7 r	1,474.4 r
Greece	174	289.8	30.4	101.4	73.8	16.6 r	14.4 r	12.3	2.7	4.8	3.1	11.8 r	1.7 r
Ireland	178	143.0	38.8	38.7	36.8	36.1 r	41.1 r	302.9	65.3	73.8	92.0	134.9 r	156.8 r
Italy	136	928.0	244.0	232.5	236.8	246.1 r	239.4 r	1,330.1	350.9	326.0	291.5	375.8 r	424.4 r
Latvia	941	36.0	9.6	11.4	12.4	8.1 r	8.9 r	9.7	2.1	4.0	4.1	1.8 r	1.5 r
Lithuania	946	39.9	11.3	11.6	8.6	8.7 r	10.7 r	54.9	15.4	6.2	22.3	18.3 r	21.1 r
Luxembourg	137	24.6	2.6	18.8	2.0	2.1 r	2.1 r	20.3	5.8	5.6	3.3	10.0 r	12.6 r
Malta	181	50.2	11.8	9.5	5.4	6.9 r	7.6 r	87.1	24.1	45.7	11.1	9.5 r	8.0 r
Netherlands	138	6,013.1	1,472.3	1,424.2	1,248.2	1,125.1 r	1,211.7 r	2,329.1	461.6	710.9	366.8	490.3 r	509.1 r
Portugal	182	74.2	15.5	16.1	16.1	18.4 r	19.3 r	44.3	11.2	6.8	6.7	10.5 r	10.6 r
Slovak Republic	936	81.4	30.4	16.3	12.9	13.5 r	13.4 r	27.5	8.6	6.9	7.2	9.0 r	8.2 r
Slovenia	961	103.1	21.7	21.5	24.1	68.1 r	79.0 r	15.0	4.4	4.0	5.1	7.2 r	7.4 r
Spain	184	592.9	164.7	145.9	131.8	170.2 r	214.1 r	493.6	120.9	101.6	110.7	120.8 r	132.5 r
Australia	193	7,213.5	1,508.4	1,940.3	1,587.6	1,621.3 r	1,562.3 r	4,501.1	1,102.5	1,047.0	826.0	1,003.1 r	1,048.9 r
Canada	156	785.7	187.2	174.3	161.5	165.9 r	171.6 r	702.6	167.1	127.3	175.9	212.3 r	219.2 r
China,P.R.: Hong Kong	532	9,482.4	2,281.6	2,151.0	2,122.8	2,323.2 r	2,366.6 r	2,964.9	732.3	683.5	651.5	815.8 r	827.6 r
China,P.R.: Macao	546	26.3	6.1	5.0	6.8	8.9 r	10.6 r	16.9	4.1	4.2	3.5	2.9 r	3.2 r
Czech Republic	935	318.0	75.5	84.8	74.5	81.8 r	78.1 r	226.7	51.8	52.7	41.2	60.2 r	60.2 r
Denmark	128	174.3	46.6	42.5	33.6	32.0 r	29.2 r	296.4	61.5	83.3	43.4	53.9 r	53.6 r
Iceland	176	0.6	0.2	0.2	0.2	0.2 r	0.2 r	0.3	0.1	0.1	0.7	0.7 r	0.5 r
Japan	158	18,999.1	4,361.5	4,567.0	4,120.3	3,336.1 r	3,426.1 r	13,785.4	3,374.2	3,154.1	3,270.7	3,292.5 r	3,205.7 r
Korea, Republic of	542	6,474.7	1,432.6	1,675.1	1,466.3	1,264.8 r	1,254.7 r	7,968.2	1,983.3	1,979.4	1,760.6	2,121.3 r	2,276.1 r
New Zealand	196	1,022.2	234.3	304.9	161.3	189.8 r	228.7 r	782.4	160.0	165.0	169.7	176.4 r	189.7 r
Norway	142	195.9	36.6	34.0	26.6	24.2 r	23.2 r	524.5	65.4	158.8	55.4	69.9 r	45.5 r
Singapore	576	27,807.7	6,938.5	6,829.9	6,255.1	6,745.9 r	6,835.2 r	21,051.6	5,515.2	5,007.1	4,158.0	4,221.0 r	4,292.9 r
Sweden	144	376.1	101.4	90.0	83.9	88.9 r	87.7 r	464.2	118.5	90.3	97.9	128.2 r	140.0 r
Switzerland	146	395.3	100.3	110.6	95.6	83.8 r	95.5 r	2,116.5	530.7	474.8	387.1	395.6 r	453.3 r
Taiwan Prov.of China	528	6,075.4	1,404.6	1,621.0	1,081.6	1,324.3 r	1,275.3 r	9,373.0	2,443.8	2,234.2	2,124.2	2,501.6 r	2,588.3 r
United Kingdom	112	2,386.8	608.0	592.4	501.0	564.2 r	606.1 r	1,834.7	435.7	426.5	420.0	409.0 r	409.0 r
United States	111	18,879.8	4,768.6	4,773.5	4,544.5	5,013.3 r	5,144.5 r	14,193.5	3,472.6	3,515.9	3,341.6	3,564.5 r	3,659.4 r
<b>Emerg. &amp; Dev. Economies</b>	<b>200</b>	<b>83,099.4</b>	<b>21,151.2</b>	<b>20,354.8</b>	<b>18,028.8</b>	<b>20,119.5</b>	<b>21,027.7</b>	<b>78,930.2</b>	<b>19,719.5</b>	<b>19,128.1</b>	<b>17,258.0</b>	<b>18,728.5</b>	<b>19,353.9</b>
<b>Emerg. &amp; Dev. Asia</b>	<b>505</b>	<b>64,804.2</b>	<b>16,481.8</b>	<b>15,848.7</b>	<b>13,821.6</b>	<b>15,487.8</b>	<b>16,343.3</b>	<b>63,077.0</b>	<b>15,501.5</b>	<b>15,743.4</b>	<b>13,922.6</b>	<b>15,770.7</b>	<b>16,396.7</b>
American Samoa	859	9.3	0.2	8.8	0.4	11.2 r	16.8 r	0.4	0.3	0.0	....	0.0 r	0.1 r
Bangladesh	513	997.9	267.4	241.6	255.0	439.6 r	463.7 r	144.3	33.1	40.8	50.0	53.1 r	52.4 r
Bhutan	514	0.5	0.1	0.1	0.5	0.1 r	0.2 r	0.0	0.0	0.0	0.0	0.0 r	0.0 r
Brunei Darussalam	516	690.0	153.2	171.2	121.9	150.2 r	160.4 r	142.2	4.6	42.6	18.0	80.7 r	73.6 r
Cambodia	522	234.6	55.3	63.0	89.0	63.6 r	65.4 r	151.4	33.7	46.6	35.4	29.0 r	33.3 r
China,P.R.: Mainland	924	25,987.0	6,893.1	6,374.3	4,962.7	5,400.4 r	5,701.3 r	33,155.2	8,343.4	8,222.2	7,248.2	8,875.5 r	9,255.5 r
Fiji	819	53.5	14.7	15.2	13.3	10.5 r	9.2 r	2.1	0.2	0.5	0.3	0.3 r	0.4 r
F.T. French Polynesia	887	14.0	1.3	10.4	1.0	5.2 r	7.6 r	....	....	....	....	....	....
F.T. New Caledonia	839	125.4	38.3	19.6	7.4	15.4 r	1.1 r	0.1	....	0.1	0.1	0.0 r	0.0 r
Guam	829	3.7	0.8	1.1	0.7	0.6 r	0.5 r	0.1	0.0	0.0	0.0	0.0 r	0.0 r
India	534	8,128.0	2,048.1	1,955.4	1,794.9	2,011.9 r	2,203.6 r	3,901.3	951.3	894.3	923.3	876.5 r	940.1 r
Indonesia	536	7,472.5	1,819.5	1,767.5	1,562.7	1,786.7 r	1,821.9 r	7,949.5	1,791.0	1,997.8	1,686.8	1,742.9 r	1,706.0 r
Kiribati	826	1.2	0.3	0.3	0.2	0.3 r	0.3 r	0.1	....	....	....	....	....
Lao People's Dem.Rep	544	14.8	3.1	4.6	5.1	6.2 r	5.7 r	2.9	0.2	0.3	4.0	1.0 r	1.1 r
Maldives	556	112.9	30.3	31.0	25.4	32.2 r	34.3 r	0.2	0.0	0.1	0.0	0.0 r	0.0 r
Mongolia	948	13.5	3.1	2.9	3.4	4.9 r	5.6 r	0.1	0.0	0.0	0.1	0.0 r	0.0 r
Myanmar	518	781.3	154.5	237.3	220.4	182.0 r	193.1 r	178.6	39.2	34.9	52.0	57.4 r	65.2 r
Nauru	836	0.3	0.1	0.0	0.1	0.1 r	....	....	....	....	....	....	....

# Malaysia (548)

In Millions of U.S. Dollars

		Exports (FOB)						Imports (CIF)					
		2015	2015Q3	2015Q4	2016Q1	2016Q2	2016Q3	2015	2015Q3	2015Q4	2016Q1	2016Q2	2016Q3
Nepal	558	19.2	4.9	3.9	9.4	6.3 r	5.3 r	0.7	0.2	0.2	0.1	0.1 r	0.2 r
Palau	565	0.6	0.2	0.1	0.1	0.1 r	0.0 r	0.0	....	....	....	....	....
Papua New Guinea	853	355.7	91.8	67.4	89.3	82.2 r	49.3 r	121.2	40.5	27.5	25.9	18.0 r	22.5 r
Philippines	566	3,369.1	945.4	806.0	814.6	837.4 r	876.1 r	1,677.5	410.2	405.2	356.1	391.5 r	386.3 r
Samoa	862	5.2	1.5	1.5	1.3	1.6 r	1.9 r	0.1	0.0	....	....	0.3 r	0.5 r
Solomon Islands	813	28.3	6.7	7.4	7.4	13.5 r	7.2 r	11.0	3.8	2.2	1.5	3.9 r	5.8 r
Sri Lanka	524	481.5	107.5	128.7	119.5	134.2 r	147.9 r	89.6	31.1	13.8	13.8	12.1 r	12.4 r
Thailand	578	11,403.4	2,739.7	2,768.9	2,615.6	2,597.6 r	2,774.9 r	10,691.0	2,569.1	2,760.3	2,487.9	2,655.6 r	2,744.9 r
Timor-Leste	537	29.1	7.3	11.1	8.2	1.3 r	1.0 r	0.1	0.0	0.0	0.1	0.0 r	0.0 r
Tonga	866	2.3	0.4	0.7	0.7	0.7 r	0.8 r	0.0	....	0.0	....	0.0 r	....
Tuvalu	869	3.0	0.6	0.5	0.1	0.1 r	0.1 r	....	....	....	....	0.0 r	0.0 r
Vanuatu	846	8.9	0.9	6.6	0.4	11.6 r	17.8 r	4.3	1.3	1.1	0.9	0.5 r	0.8 r
Vietnam	582	4,452.4	1,090.7	1,140.9	1,090.4	1,679.5 r	1,769.5 r	4,823.1	1,234.4	1,247.9	1,010.6	971.0 r	1,095.3 r
Asia n.s.	598	5.1	0.7	0.6	0.5	0.5 r	0.5 r	29.8	13.8	4.9	7.5	0.9 r	0.0 r
<b>Europe</b>	<b>170</b>	<b>2,722.9</b>	<b>748.1</b>	<b>731.2</b>	<b>727.3</b>	<b>767.9</b>	<b>831.4</b>	<b>1,862.0</b>	<b>377.9</b>	<b>363.9</b>	<b>415.5</b>	<b>365.8</b>	<b>358.8</b>
<b>Emerg. &amp; Dev. Europe</b>	<b>903</b>	<b>1,746.9</b>	<b>444.5</b>	<b>528.6</b>	<b>539.7</b>	<b>554.4</b>	<b>614.4</b>	<b>868.2</b>	<b>208.0</b>	<b>172.6</b>	<b>173.3</b>	<b>166.7</b>	<b>174.2</b>
Albania	914	12.0	0.8	0.9	0.4	0.8 r	0.9 r	0.3	0.0	0.0	0.2	0.1 r	0.2 r
Bosnia and Herzegovina	963	0.5	0.1	0.2	0.0	0.1 r	0.2 r	3.2	0.0	1.6	0.0	0.0 r	0.0 r
Bulgaria	918	57.4	17.3	13.6	15.1	15.8 r	14.5 r	34.8	8.5	9.9	6.7	7.9 r	6.3 r
Croatia	960	19.2	4.4	3.5	3.3	4.3 r	4.5 r	7.0	1.3	2.5	1.7	7.7 r	11.1 r
Faroe Islands	816	0.1	0.0	0.0	....	....	....	0.0	....	0.0	....	....	....
Gibraltar	823	0.1	0.0	0.0	0.0	0.1 r	0.1 r	0.0	....	0.0	....	....	....
Hungary	944	219.8	52.7	56.0	54.2	70.0 r	72.3 r	117.7	26.5	40.6	37.7	35.2 r	38.2 r
Macedonia, FYR	962	....	....	....	0.1	0.8 r	1.1 r	....	....	....	0.3	0.7 r	0.7 r
Montenegro	943	0.9	0.3	0.3	0.2	0.1 r	0.1 r	0.0	0.0	....	0.2	0.0 r	0.0 r
Poland	964	386.6	110.5	80.0	71.6	63.0 r	63.3 r	188.2	33.2	50.7	52.6	48.7 r	53.0 r
Romania	968	92.8	25.1	22.9	25.0	26.7 r	26.9 r	31.7	8.8	8.1	7.5	5.8 r	5.2 r
Serbia, Republic of	942	3.4	0.7	1.0	1.1	1.3 r	1.2 r	1.1	0.3	0.1	0.5	0.8 r	0.5 r
Turkey	186	954.1	232.6	350.1	368.6	371.4 r	429.4 r	484.0	129.4	59.2	65.8	59.6 r	59.1 r
<b>CIS</b>	<b>901</b>	<b>975.4</b>	<b>303.6</b>	<b>202.7</b>	<b>187.4</b>	<b>213.4</b>	<b>217.0</b>	<b>993.7</b>	<b>169.8</b>	<b>191.3</b>	<b>242.2</b>	<b>199.1</b>	<b>184.7</b>
Armenia	911	3.2	0.5	1.7	1.2	0.5 r	0.7 r	0.0	....	0.0	0.1	....	....
Azerbaijan, Rep. of	912	27.9	10.7	1.6	2.5	3.3 r	3.9 r	0.8	0.0	0.2	0.0	....	....
Belarus	913	1.2	0.3	0.1	0.3	0.8 r	1.1 r	64.9	12.6	8.8	3.2	13.2 r	14.9 r
Georgia	915	31.5	8.0	7.6	2.8	9.5 r	7.7 r	55.1	20.5	7.6	1.4	0.4 r	0.3 r
Kazakhstan	916	36.1	7.8	6.7	8.3	12.2 r	12.4 r	2.7	0.5	0.9	1.3	0.2 r	0.0 r
Kyrgyz Republic	917	2.8	0.9	0.5	0.3	0.6 r	0.4 r	0.2	0.1	0.0	0.0	0.0 r	....
Moldova	921	1.2	0.2	0.3	0.2	0.1 r	0.0 r	5.0	2.3	2.2	0.7	1.0 r	1.0 r
Russian Federation	922	593.7	199.3	145.3	118.1	120.0 r	121.0 r	761.6	116.1	135.7	215.1	163.9 r	144.7 r
Tajikistan	923	2.6	0.7	0.3	0.3	0.5 r	0.4 r	....	....	....	....	....	....
Turkmenistan	925	12.4	3.0	1.7	2.1	1.3 r	....	0.2	0.1	0.0	0.2	0.0 r	....
Ukraine	926	165.4	39.5	16.5	27.0	16.1 r	17.4 r	96.3	17.5	35.9	19.3	20.4 r	23.7 r
Uzbekistan	927	97.4	32.6	20.4	24.4	48.6 r	51.9 r	7.0	0.0	0.0	0.8	0.0 r	0.1 r
Europe n.s.	884	0.6	....	0.0	0.1	0.0 r	0.1 r	0.1	....	0.0	....	0.0 r	0.0 r
<b>Mid East, N Africa, Pak</b>	<b>440</b>	<b>7,838.0</b>	<b>1,935.3</b>	<b>1,766.1</b>	<b>1,837.1</b>	<b>2,037.7</b>	<b>2,087.0</b>	<b>7,782.3</b>	<b>2,329.0</b>	<b>1,532.6</b>	<b>1,480.3</b>	<b>1,563.4</b>	<b>1,609.2</b>
Afghanistan, I.R. of	512	97.6	25.8	30.0	16.9	14.2 r	14.5 r	0.0	0.0	0.0	0.0	0.1 r	0.1 r
Algeria	612	115.9	24.3	29.4	37.6	28.0 r	25.6 r	189.8	88.0	27.2	0.1	0.3 r	0.3 r
Bahrain, Kingdom of	419	58.1	15.8	12.9	15.6	20.3 r	21.2 r	54.0	23.3	3.4	25.8	69.3 r	94.5 r
Djibouti	611	63.2	19.1	14.9	20.1	21.7 r	17.0 r	0.0	....	0.0	....	0.1 r	....
Egypt	469	576.9	110.5	125.6	123.3	130.6 r	128.4 r	251.7	110.8	14.7	26.1	23.8 r	23.8 r
Iran, I.R. of	429	496.5	145.0	120.9	123.1	81.2 r	82.1 r	36.6	5.8	6.7	9.4	11.9 r	12.6 r
Iraq	433	117.7	24.0	27.3	19.8	27.9 r	33.2 r	102.8	102.5	0.0	0.1	0.1 r	0.2 r
Jordan	439	116.2	25.4	34.6	31.2	22.9 r	21.2 r	72.8	3.2	14.4	17.2	9.1 r	3.9 r
Kuwait	443	218.1	42.3	44.4	53.5	48.0 r	51.1 r	798.8	220.2	100.7	121.5	70.1 r	51.2 r
Lebanon	446	64.9	15.9	15.6	15.9	16.8 r	16.8 r	8.5	2.6	1.4	2.1	4.1 r	5.6 r
Libya	672	19.6	6.0	3.9	20.4	3.2 r	3.6 r	23.0	21.6	0.1	2.5	0.4 r	0.5 r
Mauritania	682	38.4	8.7	17.4	8.9	7.3 r	4.7 r	0.1	0.0	0.0	0.1	0.0 r	0.0 r
Morocco	686	60.2	13.9	15.3	16.0	19.5 r	22.5 r	19.6	4.7	4.6	6.1	5.3 r	5.1 r
Oman	449	236.8	63.7	51.7	55.0	65.7 r	68.0 r	301.8	113.7	59.1	74.6	52.5 r	62.6 r
Pakistan	564	1,062.1	264.8	219.2	235.4	340.6 r	382.3 r	230.1	60.8	45.5	41.4	54.2 r	50.1 r
Qatar	453	218.2	43.6	35.9	32.7	45.5 r	52.5 r	624.4	131.0	59.0	44.2	68.2 r	86.1 r



# Malaysia (548)

In Millions of U.S. Dollars

		Exports (FOB)						Imports (CIF)					
		2015	2015Q3	2015Q4	2016Q1	2016Q2	2016Q3	2015	2015Q3	2015Q4	2016Q1	2016Q2	2016Q3
Saudi Arabia	456	880.9	209.0	206.9	192.3	206.8 r	221.9 r	1,937.8	558.6	410.8	493.9	658.5 r	676.1 r
Somalia	726	66.6	14.3	17.6	17.6	21.9 r	21.2 r	0.0	....	....	....	....	....
Sudan	732	37.5	6.3	7.0	8.6	10.9 r	10.5 r	0.7	0.3	0.0	0.3	0.2 r	0.2 r
Syrian Arab Republic	463	37.0	9.1	7.1	9.0	10.1 r	9.9 r	0.2	0.1	0.0	0.1	0.1 r	0.1 r
Tunisia	744	56.2	11.1	16.2	13.8	22.9 r	21.2 r	18.9	1.3	0.8	3.6	19.6 r	21.7 r
United Arab Emirates	466	3,040.8	805.2	682.9	741.0	826.8 r	807.5 r	3,102.1	878.6	781.8	609.5	512.4 r	511.2 r
West Bank and Gaza	487	1.0	0.1	0.3	0.6	0.1 r	0.1 r	0.5	0.0	0.0	0.2	0.0 r	0.0 r
Yemen, Republic of	474	157.4	31.3	29.2	28.6	44.8 r	50.1 r	8.0	1.8	2.1	1.5	3.2 r	3.6 r
<b>Sub-Saharan Africa</b>	<b>603</b>	<b>4,204.7</b>	<b>1,100.1</b>	<b>1,109.7</b>	<b>791.2</b>	<b>861.8</b>	<b>755.6</b>	<b>1,951.1</b>	<b>400.5</b>	<b>420.2</b>	<b>365.8</b>	<b>399.4</b>	<b>438.3</b>
Angola	614	487.7	47.9	70.3	23.7	26.0 r	25.5 r	1.8	0.4	0.4	0.5	0.1 r	0.1 r
Benin	638	342.1	101.4	55.7	62.9	88.2 r	84.3 r	1.1	0.0	0.6	0.0	0.0 r	0.0 r
Botswana	616	2.6	0.9	1.0	1.0	0.8 r	0.4 r	0.1	0.1	....	0.0	....	....
Burkina Faso	748	2.5	0.6	0.6	0.1	1.8 r	2.8 r	7.0	1.8	4.0	3.4	1.1 r	0.9 r
Burundi	618	0.5	0.1	0.2	....	0.1 r	....	0.2	....	0.0	....	....	....
Cabo Verde	624	0.5	0.2	0.1	0.1	0.0 r	0.0 r	....	....	....	....	....	....
Cameroon	622	35.5	3.9	7.1	3.9	8.8 r	6.3 r	60.2	13.1	21.0	18.0	14.7 r	12.2 r
Central African Rep.	626	4.4	1.0	1.3	1.0	0.4 r	0.6 r	....	....	....	0.0	0.1 r	....
Chad	628	0.3	0.2	0.0	0.2	0.1 r	0.1 r	0.0	....	0.0	....	....	....
Comoros	632	7.6	0.9	1.1	0.9	0.9 r	0.7 r	....	....	....	....	....	....
Congo, Dem. Rep. of	636	12.7	4.1	2.3	2.6	3.5 r	1.9 r	30.1	2.1	8.3	11.9	10.9 r	11.8 r
Congo, Republic of	634	59.7	16.7	17.7	4.9	13.4 r	14.1 r	43.3	11.6	9.7	3.5	5.5 r	2.7 r
Côte d'Ivoire	662	87.3	31.1	15.2	14.0	19.0 r	20.4 r	239.5	47.4	69.8	87.4	72.0 r	78.5 r
Equatorial Guinea	642	12.7	2.0	3.0	2.6	1.8 r	0.7 r	29.3	29.2	0.0	0.0	....	....
Eritrea	643	5.7	1.2	3.3	0.5	1.7 r	0.7 r	0.0	....	....	....	....	....
Ethiopia	644	84.2	29.8	35.5	26.8	25.1 r	32.4 r	1.6	1.3	0.1	0.0	0.7 r	1.1 r
Gabon	646	29.4	6.6	9.5	6.4	16.0 r	20.1 r	181.8	0.2	39.0	22.1	55.6 r	80.4 r
Gambia, The	648	31.3	9.8	9.0	5.8	4.8 r	5.3 r	0.0	0.0	....	....	....	....
Ghana	652	170.0	62.2	54.1	35.2	57.6 r	55.0 r	282.7	68.3	62.3	40.1	67.8 r	71.7 r
Guinea	656	36.0	6.2	9.1	4.9	9.2 r	2.6 r	2.0	0.0	1.2	2.4	0.4 r	0.6 r
Guinea-Bissau	654	4.4	1.1	1.8	0.5	1.1 r	1.1 r	0.0	....	....	....	....	....
Kenya	664	382.2	53.4	34.0	43.4	49.0 r	56.4 r	7.2	1.5	1.9	2.5	2.1 r	2.5 r
Lesotho	666	0.7	0.1	0.3	0.1	0.9 r	0.7 r	0.0	0.0	....	0.0	0.0 r	0.1 r
Liberia	668	36.9	18.8	7.8	7.8	16.7 r	14.6 r	3.9	0.9	1.7	3.7	0.7 r	0.0 r
Madagascar	674	68.4	23.0	17.3	17.6	20.8 r	25.0 r	7.4	1.9	1.2	4.6	2.1 r	1.8 r
Malawi	676	8.8	2.3	1.4	6.3	1.8 r	2.1 r	3.4	0.6	0.8	1.8	1.4 r	1.1 r
Mali	678	1.5	0.4	0.3	0.4	0.8 r	1.0 r	0.4	0.0	....	0.0	0.0 r	0.0 r
Mauritius	684	79.8	19.6	20.5	17.6	21.3 r	22.5 r	4.8	0.9	2.7	0.7	0.8 r	0.5 r
Mozambique	688	129.2	28.4	75.9	20.5	24.3 r	6.3 r	57.2	7.2	2.2	1.8	0.5 r	0.3 r
Namibia	728	5.9	2.1	2.2	1.6	0.7 r	0.8 r	2.5	0.7	0.4	0.7	0.3 r	....
Niger	692	6.9	2.2	2.6	1.4	2.2 r	1.6 r	0.0	....	0.0	....	....	....
Nigeria	694	675.1	250.9	269.5	210.8	195.4 r	161.2 r	92.2	10.3	14.9	13.7	21.1 r	22.3 r
Rwanda	714	3.8	1.0	0.8	0.3	0.3 r	0.4 r	29.4	9.3	5.2	3.4	4.8 r	6.1 r
São Tomé & Príncipe	716	0.1	0.0	0.0	0.1	0.1 r	0.1 r	....	....	....	....	....	....
Senegal	722	75.8	17.2	19.7	11.7	11.8 r	11.2 r	2.9	0.1	0.0	0.4	3.7 r	0.8 r
Seychelles	718	38.1	2.2	31.5	11.0	2.8 r	2.6 r	0.1	0.0	0.0	0.0	0.0 r	0.0 r
Sierra Leone	724	13.9	3.7	3.0	2.6	1.7 r	1.3 r	0.0	0.0	....	0.0	....	....
South Africa	199	769.7	204.7	161.5	152.0	142.5 r	121.4 r	576.9	126.4	125.6	109.0	105.6 r	118.4 r
South Sudan, Rep. of	733	0.0	0.0	....	0.0	....	....	....	....	....	....	....	....
Swaziland	734	2.1	0.6	1.3	0.1	0.3 r	0.4 r	0.2	0.0	0.0	0.1	0.1 r	0.2 r
Tanzania	738	198.7	53.7	77.0	72.0	55.5 r	22.9 r	134.1	31.4	31.8	26.9	10.6 r	4.0 r
Togo	742	232.4	78.6	69.5	9.9	25.4 r	19.2 r	1.0	0.2	0.7	0.8	0.0 r	0.0 r
Uganda	746	21.2	5.0	12.7	3.1	3.2 r	4.0 r	34.0	5.7	8.3	1.2	15.4 r	19.1 r
Zambia	754	5.4	1.7	1.0	0.5	0.4 r	0.5 r	104.2	27.4	5.8	3.7	0.7 r	0.9 r
Zimbabwe	698	30.8	2.6	1.8	2.5	3.6 r	4.3 r	8.8	0.4	0.7	1.5	0.3 r	0.0 r
Africa n.s.	799	0.1	0.0	....	....	....	....	....	....	....	....	....	....
<b>Western Hemisphere</b>	<b>205</b>	<b>3,529.6</b>	<b>885.9</b>	<b>899.1</b>	<b>851.7</b>	<b>964.4</b>	<b>1,010.5</b>	<b>4,257.7</b>	<b>1,110.7</b>	<b>1,068.0</b>	<b>1,073.9</b>	<b>629.2</b>	<b>551.0</b>
Antigua and Barbuda	311	1.8	0.2	0.2	0.6	0.2 r	0.2 r	0.1	....	0.1	0.2	0.0 r	0.1 r
Argentina	213	205.3	43.5	72.0	39.3	96.2 r	129.4 r	1,105.3	313.2	236.8	211.7	172.5 r	114.0 r
Aruba	314	0.4	0.1	0.0	0.5	0.1 r	0.0 r	0.0	....	0.0	0.0	....	....
Bahamas, The	313	16.5	2.4	1.0	1.3	1.7 r	1.6 r	0.2	0.0	0.1	0.1	....	....

# Malaysia (548)

In Millions of U.S. Dollars

		Exports (FOB)						Imports (CIF)					
		2015	2015Q3	2015Q4	2016Q1	2016Q2	2016Q3	2015	2015Q3	2015Q4	2016Q1	2016Q2	2016Q3
Barbados	316	1.6	0.4	0.5	0.4	0.8 r	0.8 r	0.1	0.0	0.1	0.0	0.0 r	0.0 r
Belize	339	2.7	0.7	0.3	0.6	0.6 r	0.5 r	0.1	0.0	0.0	0.0	....	....
Bermuda	319	0.6	0.0	0.0	0.0	0.0 r	0.0 r	0.0	....	0.0	....	....	....
Bolivia	218	6.9	1.8	2.4	1.3	0.9 r	0.4 r	17.7	5.0	3.5	5.4	4.7 r	2.6 r
Brazil	223	804.3	206.4	158.9	179.7	140.2 r	128.2 r	1,721.6	397.2	498.5	587.3	228.7 r	208.4 r
Chile	228	222.9	42.2	37.6	43.8	52.4 r	63.9 r	192.5	38.7	54.6	24.9	29.2 r	35.7 r
Colombia	233	87.8	25.7	21.5	15.0	17.4 r	17.3 r	51.4	6.8	22.7	10.0	4.4 r	3.6 r
Costa Rica	238	28.3	9.1	6.9	9.9	12.5 r	13.7 r	29.1	5.5	4.7	5.1	4.8 r	4.4 r
Dominica	321	0.6	0.0	0.1	0.1	0.2 r	0.1 r	0.0	0.0	....	0.0	....	....
Dominican Republic	243	28.3	8.1	5.8	7.8	7.2 r	7.7 r	2.1	0.6	0.2	0.4	0.5 r	0.3 r
Ecuador	248	36.1	5.5	5.2	3.0	3.5 r	3.0 r	56.4	6.2	27.0	25.5	9.5 r	11.4 r
El Salvador	253	14.2	3.1	2.7	3.7	5.2 r	5.8 r	15.3	14.7	0.1	0.1	0.7 r	0.5 r
Falkland Islands	323	0.0	0.0	....	....	....	....	0.7	0.7	....	....	....	....
Greenland	326	....	....	....	....	....	....	0.6	0.0	0.1	0.0	0.0 r	0.0 r
Grenada	328	10.1	1.7	1.5	0.9	2.2 r	1.8 r	3.0	0.0	0.0	....	....	....
Guatemala	258	33.5	9.2	7.7	8.3	6.3 r	6.8 r	58.5	33.2	0.7	18.0	18.9 r	0.4 r
Guyana	336	5.1	1.5	1.0	1.1	1.9 r	2.4 r	0.6	0.1	0.1	0.1	0.2 r	0.3 r
Haiti	263	11.8	2.9	2.2	1.5	2.6 r	3.4 r	0.0	0.0	0.0	0.0	0.1 r	0.0 r
Honduras	268	32.4	6.8	6.1	3.3	16.0 r	10.8 r	1.1	0.3	0.2	0.4	0.3 r	0.1 r
Jamaica	343	19.9	5.3	3.6	4.5	5.1 r	5.4 r	3.6	0.7	0.3	0.4	0.0 r	0.0 r
Mexico	273	1,590.2	417.5	457.9	413.4	510.3 r	524.5 r	383.3	92.4	105.1	86.5	85.9 r	93.3 r
Netherlands Antilles	353	1.5	0.2	0.4	0.2	0.1 r	0.1 r	11.0	0.3	10.3	0.1	0.0 r	....
Nicaragua	278	9.3	3.5	0.9	2.9	2.7 r	3.5 r	1.0	0.2	0.4	0.2	0.2 r	0.2 r
Panama	283	124.7	32.3	23.7	22.4	24.6 r	25.2 r	39.0	2.4	0.4	3.1	0.2 r	0.3 r
Paraguay	288	7.3	1.6	2.2	6.6	1.2 r	1.5 r	36.3	11.3	9.9	9.1	3.1 r	4.6 r
Peru	293	90.9	29.5	20.4	18.7	22.9 r	24.4 r	39.1	10.6	7.3	12.3	9.6 r	11.8 r
St. Kitts and Nevis	361	0.2	0.0	0.0	0.0	0.1 r	0.1 r	0.0	0.0	....	0.0	....	....
St. Lucia	362	0.5	0.1	0.2	0.1	0.0 r	0.1 r	0.0	....	0.0	....	....	....
St. Vincent & Grens.	364	0.3	0.0	0.1	0.2	0.0 r	0.0 r	....	....	....	....	....	....
Suriname	366	9.3	1.4	5.0	0.6	0.6 r	0.7 r	0.1	0.0	0.0	0.2	0.2 r	0.1 r
Trinidad and Tobago	369	28.7	10.4	5.2	38.6	6.7 r	5.3 r	0.1	0.0	0.0	25.1	0.0 r	0.0 r
Uruguay	298	31.6	6.9	7.3	5.9	4.0 r	4.0 r	24.9	9.8	6.9	6.3	1.6 r	1.3 r
Venezuela, Rep. Bol.	299	60.9	5.2	38.6	15.4	9.6 r	4.6 r	461.5	160.3	77.8	40.8	53.5 r	57.1 r
Western Hem. n.s.	399	3.1	0.8	0.0	0.4	8.4 r	13.0 r	1.2	0.3	0.1	0.6	0.4 r	0.4 r
<b>Other Countries n.i.e</b>	910	<b>21.8</b>	<b>5.2</b>	<b>3.0</b>	<b>2.6</b>	<b>11.3</b>	<b>6.8</b>	<b>4.5</b>	<b>1.6</b>	<b>1.1</b>	<b>1.0</b>	<b>2.2</b>	<b>0.7</b>
Cuba	928	17.3	4.4	2.1	1.7	9.5 r	4.8 r	3.2	1.0	0.7	1.0	0.4 r	0.6 r
Korea, Dem. People's Rep.	954	4.5	0.9	0.9	0.9	1.8 r	1.9 r	1.3	0.6	0.4	0.0	1.8 r	0.1 r
<b>Special Categories</b>	899	<b>18.0</b>	<b>2.6</b>	<b>2.0</b>	<b>....</b>	<b>....</b>	<b>....</b>	<b>1,430.0</b>	<b>445.8</b>	<b>461.7</b>	<b>....</b>	<b>....</b>	<b>....</b>
<b>Countries &amp; Areas n.s.</b>	898	<b>5.1</b>	<b>....</b>	<b>0.0</b>	<b>3.6</b>	<b>1.9 r</b>	<b>1.9 r</b>	<b>96.6</b>	<b>....</b>	<b>....</b>	<b>479.9</b>	<b>360.0 r</b>	<b>333.9 r</b>
<b>Memorandum Items</b>													
Africa	605	4,642.9	1,197.8	1,227.3	913.8	994.0	878.2	2,180.3	494.8	452.8	376.0	424.9	465.5
Middle East	405	6,240.2	1,547.0	1,399.2	1,462.1	1,550.7	1,567.5	7,323.1	2,173.9	1,454.5	1,428.7	1,483.7	1,531.8
European Union	998	20,230.5	5,075.1	5,083.0	4,612.1	4,721.9	4,977.0	17,914.1	4,271.2	4,264.6	3,809.2	4,934.6	5,417.7
Export earnings: fuel	080	8,434.5	2,164.5	2,025.7	1,902.7	1,977.2	1,967.8	9,022.2	2,496.5	1,825.6	1,764.3	1,846.1	1,897.2
Export earnings: nonfuel	092	191,523.1	47,120.0	47,427.8	42,205.4	44,799.4	46,258.8	166,954.8	41,414.5	40,469.6	36,602.3	40,451.5	41,905.6

# Maldives (556)

In Millions of U.S. Dollars

		Exports (FOB)						Imports (CIF)					
		2015	2015Q3	2015Q4	2016Q1	2016Q2	2016Q3	2015	2015Q3	2015Q4	2016Q1	2016Q2	2016Q3
IFS World		144.1	31.7	33.7	36.4	38.4	23.1	1,896.3	472.2	486.1	483.0	569.1	500.7
World	001	147.7	30.7	32.6	33.9	50.8	41.3	1,909.0	456.0	537.0	560.7	590.9	541.4
Advanced Economies	110	87.1	17.1	20.8	20.6	20.7	12.3	696.7	156.7	211.8	185.8	180.9	170.9
Euro Area	163	46.5	9.6	10.7	11.4	11.4	6.6	168.8	35.1	70.4	58.4	59.1	54.7
Austria	122	....	....	....	....	....	....	2.6	0.6 r	0.7 r	1.4 r	0.7 r	0.7 r
Belgium	124	0.3	0.1 r	0.1 r	0.0 r	0.0 r	0.0 r	4.8	1.1 r	1.7 r	2.0 r	1.6 r	2.1 r
Cyprus	423	0.0	....	....	....	....	....	2.6	0.5 r	0.4 r	0.6 r	0.7 r	0.6 r
Estonia	939	....	....	....	....	....	....	0.0	....	0.0 r	0.0 r	....	0.0 r
Finland	172	0.1	....	0.1 r	0.0 r	0.0 r	0.2 r	0.5	0.1 r	0.2 r	0.1 r	0.1 r	0.2 r
France	132	15.1	2.8 r	3.5 r	3.3 r	3.8 r	1.6 r	19.0	4.8 r	7.4 r	4.2 r	3.9 r	4.4 r
Germany	134	10.0	2.2 r	2.6 r	3.0 r	3.5 r	1.5 r	35.7	8.4 r	12.7 r	11.5 r	8.9 r	9.9 r
Greece	174	....	....	....	....	....	0.0 r	0.4	0.1 r	0.0 r	0.0 r	0.0 r	0.1 r
Ireland	178	6.1	1.8 r	0.8 r	1.7 r	1.3 r	2.5 r	27.1	3.5 r	12.3 r	17.1 r	18.4 r	17.1 r
Italy	136	8.1	1.5 r	1.7 r	1.8 r	1.6 r	0.5 r	23.5	5.6 r	8.3 r	7.3 r	6.8 r	7.4 r
Latvia	941	....	....	....	0.0 e	....	....	0.2	0.0 r	0.1 r	0.0 r	0.0 r	0.1 r
Lithuania	946	....	....	....	0.0 r	....	....	0.1	0.0 r	0.0 r	0.0 r	0.0 r	0.0 r
Luxembourg	137	....	....	....	....	....	....	0.1	0.0 r	0.1 r	0.0 r	0.0 r	0.0 r
Malta	181	....	....	....	....	....	....	0.8	0.2 r	0.1 r	0.3 r	0.4 r	0.3 r
Netherlands	138	5.2	1.1 r	1.3 r	1.1 r	0.9 r	0.2 r	18.1	3.4 r	4.3 r	4.3 r	5.5 r	4.9 r
Portugal	182	0.0	0.0 r	0.0 r	0.0 r	0.0 r	0.0 r	0.1	0.0 r	0.1 r	0.1 r	0.0 r	0.3 r
Slovak Republic	936	0.0 e	....	....	....	....	0.0 e	0.0	0.0 r	0.0 r	0.0 r	0.0 r	0.0 r
Slovenia	961	....	....	....	....	0.0 r	....	0.3	0.1 r	0.1 r	0.1 r	0.1 r	0.1 r
Spain	184	1.6	0.2 r	0.6 r	0.5 r	0.3 r	0.1 r	33.0	6.6 r	21.9 r	9.3 r	11.9 r	6.6 r
Australia	193	0.2	0.0 r	0.1 r	0.1 r	0.0 r	0.0 r	32.1	8.1 r	8.3 r	7.7 r	8.5 r	0.1 r
Canada	156	0.5	0.1 r	0.2 r	0.1 r	0.3 r	0.1 r	15.4	1.8 r	3.1 r	2.5 r	3.3 r	2.6 r
China,P.R.: Hong Kong	532	2.2	0.4 r	0.9 r	1.0 r	0.8 r	0.5 r	30.9	5.5 r	5.9 r	3.4 r	3.0 r	3.1 r
China,P.R.: Macao	546	1.0 e	....	....	....	....	0.0 e	....	....	....	....	....	....
Czech Republic	935	0.2	0.0 r	0.0 r	0.0 r	0.0 r	0.0 r	2.7	0.5 r	0.9 r	0.3 r	0.3 r	0.3 r
Denmark	128	0.1	0.0 r	0.0 r	0.0 r	0.0 r	0.0 r	4.8	1.1 r	1.1 r	1.4 r	3.0 r	1.3 r
Iceland	176	0.1 e	0.0 e	0.0 e	0.0 e	0.0 e	0.0 e	....	....	....	0.0 r	0.0 r	0.0 r
Israel	436	....	....	....	....	....	....	0.1	0.0 r	0.0 r	0.0 r	0.0 r	0.0 r
Japan	158	4.7	0.7 r	0.7 r	0.3 r	1.1 r	0.2 r	16.9	2.9 r	4.5 r	3.8 r	4.9 r	4.0 r
Korea, Republic of	542	0.7	0.0 r	0.0 r	0.1 r	0.0 r	0.0 r	5.5	1.1 r	1.8 r	1.9 r	2.7 r	2.1 r
New Zealand	196	....	....	....	....	....	....	21.8	6.1 r	3.9 r	5.8 r	3.7 r	2.5 r
Norway	142	0.0	0.0 r	0.0 r	0.0 r	0.0 r	0.0 r	0.6	0.2 r	0.1 r	0.6 r	0.1 r	0.1 r
Singapore	576	1.2	0.4 r	0.3 r	0.2 r	0.8 r	0.9 r	325.2	77.9 r	89.7 r	86.4 r	76.7 r	85.6 r
Sweden	144	0.0	0.0 r	0.0 r	0.0 r	0.0 r	0.0 r	2.6	0.6 r	0.7 r	0.3 r	1.4 r	1.7 r
Switzerland	146	4.4	1.0 r	1.3 r	1.2 r	1.1 r	0.6 r	8.0	2.1 r	2.0 r	1.5 r	2.5 r	1.6 r
Taiwan Prov.of China	528	2.4	0.4 r	0.5 r	0.7 r	0.6 r	0.5 r	6.2	1.4 r	2.8 r	1.1 r	0.9 r	0.7 r
United Kingdom	112	8.3	2.1 r	1.4 r	1.2 r	1.3 r	1.1 r	17.8	4.5 r	5.3 r	2.4 r	2.5 r	3.2 r
United States	111	14.7	2.3 r	4.6 r	4.2 r	3.2 r	1.6 r	37.4	7.9 r	11.2 r	8.2 r	8.2 r	7.3 r
Emerg. & Dev. Economies	200	60.6	13.6	11.9	13.3	30.1	29.0	1,212.3	299.2	325.2	374.9	410.0	370.6
Emerg. & Dev. Asia	505	57.4	12.9	11.1	12.7	29.4	28.5	796.9	197.4	220.0	265.1	265.1	244.2
Bangladesh	513	0.1	0.0 r	0.0 r	0.0 r	0.0 r	0.0 r	2.4	0.6 r	0.6 r	0.6 r	0.6 r	0.6 r
Brunei Darussalam	516	0.0 e	0.0 e	0.0 e	0.0 e	0.0 e	0.0 e	0.0	0.0 r	0.0 r	0.0 r	0.0 r	0.0 r
Cambodia	522	....	....	....	....	....	....	0.5	0.1 r	0.1 r	0.1 r	0.2 r	0.1 r
China,P.R.: Mainland	924	0.0	0.0 r	0.0 r	0.0 r	0.0 r	0.0 r	147.3	34.6 r	46.5 r	80.2 r	75.1 r	60.0 r
F.T. New Caledonia	839	0.0 e	0.0 e	0.0 e	0.0 e	0.0 e	0.0 e	....	....	....	....	....	....
India	534	3.0	0.6 r	1.2 r	0.2 r	0.4 r	2.6 r	226.6	59.2 r	58.1 r	61.9 r	58.4 r	62.1 r
Indonesia	536	....	....	....	0.0 r	0.0 r	0.0 r	36.4	8.7 r	9.7 r	8.7 r	8.9 r	7.8 r
Lao People's Dem.Rep	544	....	....	....	....	....	....	0.0	0.0 r	0.0 r	0.0 r	0.0 r	0.0 r
Malaysia	548	0.0	0.0 r	0.0 r	0.0 r	0.0 r	0.0 r	141.9	38.5 r	39.4 r	32.0 r	36.5 r	31.0 r
Nepal	558	....	....	....	....	....	....	0.0	0.0 r	0.0 r	0.0 r	0.0 r	0.0 r
Philippines	566	0.0	0.0 r	0.0 r	0.0 r	0.0 r	0.0 r	1.3	0.3 r	0.3 r	2.4 r	2.8 r	2.5 r
Sri Lanka	524	17.3	4.3 r	4.1 r	8.5 r	14.1 r	20.0 r	133.3	28.1 r	35.7 r	47.3 r	46.3 r	48.1 r
Thailand	578	36.7	7.8 r	5.7 r	3.9 r	14.7 r	5.8 r	91.1	23.1 r	25.4 r	27.7 r	31.4 r	27.8 r
Vietnam	582	0.2	0.0 r	0.0 r	0.0 r	0.0 r	0.0 r	7.1	1.8 r	1.8 r	1.8 r	2.1 r	1.9 r
Asia n.s.	598	....	....	....	....	....	....	8.9	2.2 r	2.3 r	2.3 r	2.7 r	2.3 r

# Maldives (556)

In Millions of U.S. Dollars

		Exports (FOB)						Imports (CIF)					
		2015	2015Q3	2015Q4	2016Q1	2016Q2	2016Q3	2015	2015Q3	2015Q4	2016Q1	2016Q2	2016Q3
<b>Europe</b>	170	<b>0.1</b>	<b>0.0</b>	<b>0.0</b>	<b>0.0</b>	<b>0.0</b>	<b>0.0</b>	<b>26.9</b>	<b>7.6</b>	<b>10.2</b>	<b>9.2</b>	<b>17.2</b>	<b>10.9</b>
<b>Emerg. &amp; Dev. Europe</b>	903	<b>0.1</b>	<b>0.0</b>	<b>0.0</b>	<b>0.0</b>	<b>0.0</b>	<b>0.0</b>	<b>25.4</b>	<b>7.6</b>	<b>9.7</b>	<b>8.7</b>	<b>16.1</b>	<b>10.2</b>
Bosnia and Herzegovina	963	0.0 e	0.0 e	0.0 e	0.0 e	0.0 e	0.0 e	....	....	....	....	....	....
Bulgaria	918	0.0	....	0.0 r	....	0.0 r	....	0.1	0.0 r	0.0 r	0.0 r	0.0 r	0.0 r
Croatia	960	....	....	....	....	0.0 e	....	0.2	0.1 r	0.0 r	0.2 r	0.4 r	0.0 r
Faroe Islands	816	0.0 e	0.0 e	0.0 e	0.0 e	0.0 e	0.0 e	....	....	....	....	....	....
Hungary	944	....	....	....	....	....	....	0.2	0.1 r	0.0 r	0.0 r	0.1 r	0.1 r
Macedonia, FYR	962	0.0 e	0.0 e	0.0 e	0.0 e	0.0 e	0.0 e	0.0 e	0.0 e	0.0 e	0.0 e	0.0 e	0.0 e
Montenegro	943	0.0 e	....	0.0 e	....	0.0 e	....	....	....	....	....	....	....
Poland	964	0.1	0.0 r	0.0 r	0.0 r	0.0 r	0.0 r	4.9	1.2 r	1.4 r	2.2 r	2.1 r	1.9 r
Romania	968	0.0 e	....	....	....	....	....	0.4	0.2 r	0.2 r	0.0 r	0.0 r	....
Serbia, Republic of	942	0.0 e	0.0 e	....	....	....	....	0.0 e	0.0 e	0.0 e	....	0.0 e	....
Turkey	186	....	....	....	0.0 r	....	....	19.7	5.9 r	8.1 r	6.3 r	13.4 r	8.2 r
<b>CIS</b>	901	<b>0.0</b>	<b>0.0</b>	<b>0.0</b>	<b>0.0</b>	<b>0.0</b>	<b>0.0</b>	<b>1.4</b>	<b>0.0</b>	<b>0.5</b>	<b>0.5</b>	<b>1.1</b>	<b>0.6</b>
Armenia	911	0.0 e	....	0.0 e	....	....	....	....	....	....	....	....	....
Azerbaijan, Rep. of	912	0.0 e	0.0 e	0.0 e	0.0 e	0.0 e	0.0 e	....	....	....	....	....	....
Kazakhstan	916	0.0	0.0 r	0.0 r	0.0 r	0.0 r	0.0 r	....	....	....	....	....	....
Moldova	921	....	....	....	....	....	....	0.0 e	0.0 e	0.0 e	0.0 e	0.0 e	0.0 e
Russian Federation	922	0.0	....	0.0 r	0.0 r	0.0 r	....	0.3	....	0.2 r	0.5 r	0.5 r	0.4 r
Ukraine	926	....	....	....	....	....	....	1.1	....	0.2 r	....	0.6 r	0.2 r
Europe n.s.	884	....	....	....	....	....	....	0.1	0.0 r	0.0 r	0.0 r	0.0 r	0.0 r
<b>Mid East, N Africa, Pak</b>	440	<b>1.1</b>	<b>0.2</b>	<b>0.3</b>	<b>0.3</b>	<b>0.3</b>	<b>0.2</b>	<b>357.7</b>	<b>85.0</b>	<b>87.8</b>	<b>92.2</b>	<b>114.1</b>	<b>104.6</b>
Afghanistan, I.R. of	512	0.0 e	0.0 e	0.0 e	0.0 e	0.0 e	0.0 e	....	....	....	....	....	....
Algeria	612	0.1 e	0.0 e	0.0 e	0.0 e	0.0 e	0.0 e	....	....	....	....	....	....
Bahrain, Kingdom of	419	0.0	0.0 r	0.0 r	0.0 r	0.0 r	0.0 r	21.8	5.4 r	5.6 r	5.6 r	6.5 r	5.8 r
Egypt	469	....	....	....	....	....	....	3.8	1.2 r	0.7 r	0.9 r	1.0 r	0.9 r
Iran, I.R. of	429	....	....	....	....	....	....	0.0	0.0 r	0.0 r	0.0 r	0.0 r	0.0 r
Jordan	439	....	....	....	....	....	....	0.0	0.0 r	0.0 r	0.0 r	....	0.0 r
Kuwait	443	....	....	....	....	....	....	0.0	0.0 r	0.0 r	0.0 r	0.0 r	0.0 r
Lebanon	446	....	....	....	....	....	....	1.1	0.1 r	0.1 r	0.0 r	0.0 r	0.0 r
Morocco	686	0.0 e	....	0.0 e	....	....	....	0.1	....	....	....	....	....
Oman	449	....	....	....	....	....	....	4.5	1.1 r	1.1 r	1.1 r	1.3 r	1.2 r
Pakistan	564	....	....	....	....	....	....	7.3	1.9 r	2.0 r	2.0 r	2.3 r	2.1 r
Qatar	453	....	....	....	....	....	....	0.6	0.1 r	0.1 r	0.1 r	0.2 r	0.1 r
Saudi Arabia	456	0.0	0.0 r	0.0 r	0.0 r	0.0 r	0.0 r	1.3	0.3 r	0.3 r	0.3 r	0.4 r	0.3 r
Syrian Arab Republic	463	....	....	....	....	....	....	0.0	0.0 r	0.0 r	0.0 r	0.0 r	0.0 r
Tunisia	744	....	....	....	....	....	....	0.2	0.1 r	0.1 r	0.1 r	0.1 r	0.1 r
United Arab Emirates	466	0.9	0.2 r	0.2 r	0.2 r	0.2 r	0.1 r	317.1	74.7 r	77.8 r	82.2 r	102.3 r	94.1 r
Yemen, Republic of	474	....	....	....	....	....	....	0.0	0.0 r	0.0 r	0.0 r	0.0 r	0.0 r
<b>Sub-Saharan Africa</b>	603	<b>2.0</b>	<b>0.5</b>	<b>0.5</b>	<b>0.3</b>	<b>0.4</b>	<b>0.3</b>	<b>9.0</b>	<b>3.1</b>	<b>2.3</b>	<b>2.9</b>	<b>6.5</b>	<b>4.1</b>
Burkina Faso	748	....	....	....	....	....	....	0.9	0.2 r	0.2 r	0.2 r	0.3 r	0.2 r
Kenya	664	....	....	....	....	....	....	0.1	0.0 r	0.0 r	0.0 r	0.0 r	0.0 r
Liberia	668	....	....	....	....	....	....	0.0	0.0 r	0.0 r	0.0 r	0.0 r	0.0 r
Madagascar	674	....	....	....	....	....	....	0.1	0.0 r	0.0 r	0.0 r	0.0 r	0.0 r
Mauritius	684	0.0	....	0.0 r	0.0 r	0.0 r	0.0 r	1.2	0.4 r	0.4 r	0.4 r	0.5 r	0.4 r
Niger	692	0.0 e	0.0 e	0.0 e	0.0 e	0.0 e	0.0 e	....	....	....	....	....	....
Nigeria	694	1.9 e	0.5 e	0.4 e	0.3 e	0.3 e	0.3 e	....	....	....	....	....	....
Seychelles	718	0.1	0.0 r	0.0 r	0.0 r	0.0 r	0.0 r	0.3	0.1 r	0.1 r	0.1 r	0.1 r	0.1 r
South Africa	199	0.0	....	0.0 r	0.0 r	0.0 r	0.0 r	6.2	2.3 r	1.5 r	2.1 r	5.5 r	3.3 r
Tanzania	738	....	....	....	....	....	....	0.0	0.0 r	0.0 r	0.0 r	0.0 r	0.0 r
Uganda	746	....	....	....	....	....	....	0.2	0.0 r	0.0 r	0.0 r	0.0 r	0.0 r
Zambia	754	0.0 e	....	0.0 e	....	....	....	0.0	0.0 r	0.0 r	0.0 r	0.0 r	0.0 r
<b>Western Hemisphere</b>	205	<b>0.0</b>	<b>0.0</b>	<b>0.0</b>	<b>0.0</b>	<b>0.0</b>	<b>0.0</b>	<b>21.7</b>	<b>6.1</b>	<b>5.0</b>	<b>5.5</b>	<b>7.1</b>	<b>6.8</b>
Antigua and Barbuda	311	0.0 e	0.0 e	0.0 e	0.0 e	0.0 e	0.0 e	....	....	....	....	....	....
Argentina	213	....	....	....	....	....	....	0.7	0.2 r	0.2 r	0.2 r	0.2 r	0.2 r
Bahamas, The	313	....	....	....	....	....	....	0.1	0.0 r	0.0 r	0.0 r	0.0 r	0.0 r
Belize	339	0.0 e	0.0 e	0.0 e	0.0 e	0.0 e	0.0 e	....	....	....	....	....	....
Bermuda	319	....	....	....	....	....	....	0.0	0.0 r	0.0 r	0.0 r	0.0 r	0.0 r
Bolivia	218	0.0 e	....	0.0 e	....	....	....	....	....	....	....	....	....
Brazil	223	....	....	....	....	....	....	15.1	4.6 r	3.2 r	3.8 r	4.8 r	5.0 r

# Maldives (556)

In Millions of U.S. Dollars

		Exports (FOB)						Imports (CIF)					
		2015	2015Q3	2015Q4	2016Q1	2016Q2	2016Q3	2015	2015Q3	2015Q4	2016Q1	2016Q2	2016Q3
Chile	228	....	....	....	....	....	....	0.3	0.1 r	0.0 r	0.1 r	0.2 r	0.1 r
Colombia	233	....	....	....	....	....	....	0.0	0.0 r	....	....	....	....
Dominican Republic	243	0.0 e	0.0 e	0.0 e	0.0 e	0.0 e	0.0 e	0.0 e	0.0 e	0.0 e	0.0 e	0.0 e	0.0 e
Ecuador	248	....	....	....	....	....	....	0.1	0.0 r	0.0 r	0.0 r	0.0 r	0.0 r
El Salvador	253	0.0 e	....	....	....	....	....	....	....	....	....	....	....
Guatemala	258	....	....	....	....	....	....	0.0	0.0 r	0.0 r	0.0 r	0.0 r	0.0 r
Jamaica	343	....	....	....	....	....	....	0.1	0.0 r	0.0 r	0.0 r	0.0 r	0.0 r
Mexico	273	....	....	....	....	....	....	0.4	....	0.2 r	0.2 r	0.5 r	0.2 r
Nicaragua	278	....	....	....	....	....	....	0.0	0.0 r	0.0 r	0.0 r	0.0 r	0.0 r
Panama	283	....	....	....	....	....	....	0.0	0.0 r	0.0 r	0.0 r	0.0 r	0.0 r
St. Lucia	362	....	....	....	....	....	....	4.0	1.0 r	1.0 r	1.0 r	1.2 r	1.0 r
Uruguay	298	....	....	....	....	....	....	0.0	0.0 r	....	....	....	....
Venezuela, Rep. Bol.	299	....	....	....	....	....	....	0.0	0.0 r	0.0 r	0.0 r	0.0 r	0.0 r
Western Hem. n.s.	399	....	....	....	....	....	....	0.9	0.2 r	0.2 r	0.2 r	0.3 r	0.2 r
<b>Other Countries n.i.e</b>	910	....	....	....	....	....	....	<b>0.0</b>	<b>0.0</b>	<b>0.0</b>	<b>0.0</b>	<b>0.0</b>	<b>0.0</b>
Cuba	928	....	....	....	....	....	....	0.0	0.0 r	0.0 r	0.0 r	0.0 r	0.0 r
<b>Memorandum Items</b>													
Africa	605	2.1	0.5	0.5	0.3	0.4	0.3	9.3	3.1	2.3	2.9	6.5	4.2
Middle East	405	0.9	0.2	0.2	0.2	0.2	0.1	350.2	83.1	85.8	90.2	111.7	102.5
European Union	998	55.1	11.8	12.2	12.6	12.7	7.7	202.4	43.4	80.0	65.3	69.1	63.1
Export earnings: fuel	080	3.0	0.7	0.7	0.5	0.6	0.5	345.6	81.8	85.2	89.8	111.2	102.0
Export earnings: nonfuel	092	144.8	30.0	31.9	33.3	50.2	40.8	1,563.5	374.2	451.8	470.8	479.7	439.5

# Mali (678)

In Millions of U.S. Dollars

		Exports (FOB)						Imports (CIF)					
		2015	2015Q3	2015Q4	2016Q1	2016Q2	2016Q3	2015	2015Q3	2015Q4	2016Q1	2016Q2	2016Q3
IFS World		2,532.4	....	....	....	....	....	3,167.3	....	....	....	....	....
World	001	1,048.4	259.3	250.1	270.4	348.6	302.4	3,856.7	1,013.0	993.7	1,037.2	1,124.7	1,018.7
Advanced Economies	110	425.6	111.4	94.5	103.0	127.8	110.8	1,167.5	297.0	304.5	310.6	307.4	306.5
Euro Area	163	67.6	12.9	15.3	10.8	27.9	12.2	841.6	234.2	220.2	244.9	221.0	215.8
Austria	122	0.0	0.0 r	0.0 r	0.0 r	0.0 r	0.0 r	5.0	1.4 r	1.7 r	1.8 r	1.8 r	1.2 r
Belgium	124	2.9	0.3 r	0.1 r	0.1 r	0.8 r	0.1 r	66.7	22.3 r	16.6 r	22.3 r	23.8 r	20.3 r
Cyprus	423	0.0 e	....	....	....	....	....	0.0	0.0 r	0.0 r	....	0.0 r	0.0 r
Estonia	939	0.1	....	0.1 r	....	0.0 r	....	2.7	0.7 r	0.6 r	0.7 r	0.7 r	0.6 r
Finland	172	0.0	....	....	....	0.0 r	0.0 r	56.5	34.2 r	7.7 r	1.2 r	0.6 r	7.2 r
France	132	36.2	7.5 r	9.2 r	6.8 r	16.5 r	7.1 r	415.9	99.3 r	104.5 r	155.0 r	108.5 r	91.3 r
Germany	134	2.9	0.4 r	0.1 r	0.3 r	1.6 r	0.4 r	122.6	29.9 r	40.0 r	27.8 r	29.0 r	38.4 r
Greece	174	....	....	....	....	....	....	1.4	0.2 r	0.7 r	0.6 r	0.6 r	8.7 r
Ireland	178	0.0	0.0 r	0.0 r	0.1 r	0.0 r	0.6 r	16.7	4.6 r	3.9 r	3.8 r	5.8 r	4.9 r
Italy	136	10.4	2.2 r	2.3 r	1.9 r	1.3 r	1.6 r	66.9	18.3 r	19.8 r	9.4 r	22.2 r	12.0 r
Latvia	941	0.0	....	....	....	....	....	0.2	0.0 r	0.0 r	0.0 r	0.2 r	0.0 r
Lithuania	946	0.6	0.1 r	0.1 r	0.1 r	0.1 r	0.1 r	0.2	0.0 r	0.1 r	0.1 r	0.0 r	0.0 r
Luxembourg	137	....	....	....	0.0 e	0.0 e	....	2.4 e	0.3 e	0.7 e	0.4 e	0.5 e	0.3 e
Malta	181	0.0	0.0 r	....	....	....	....	0.0	0.0 r	0.0 r	0.0 r	0.0 r	0.0 r
Netherlands	138	5.1	0.7 r	0.5 r	0.3 r	3.1 r	0.6 r	36.5	10.2 r	11.4 r	11.3 r	9.6 r	13.0 r
Portugal	182	6.6	1.2 r	1.7 r	0.7 r	2.4 r	1.0 r	7.2	2.7 r	1.2 r	0.5 r	1.6 r	1.3 r
Slovak Republic	936	0.0 e	....	....	....	....	0.0 e	1.1 e	0.2 e	0.3 e	0.2 e	3.8 e	2.0 e
Slovenia	961	....	....	....	0.0 r	....	....	0.2	0.0 r	0.2 r	0.0 r	0.2 r	0.1 r
Spain	184	2.8	0.5 r	1.3 r	0.5 r	2.1 r	0.6 r	39.5	9.7 r	10.7 r	9.6 r	12.2 r	14.6 r
Australia	193	1.8	1.1 r	0.6 r	0.7 r	0.6 r	0.1 r	25.3	3.6 r	7.4 r	4.7 r	6.1 r	0.3 r
Canada	156	1.6	0.3 r	0.8 r	0.3 r	0.7 r	0.5 r	21.8	3.0 r	10.8 r	8.3 r	7.8 r	4.3 r
China,P.R.: Hong Kong	532	0.9	0.1 r	0.6 r	0.0 r	0.5 r	0.5 r	3.5	0.7 r	1.1 r	0.4 r	0.5 r	0.2 r
Czech Republic	935	0.0	0.0 r	0.0 r	0.0 r	....	....	0.8	0.2 r	0.3 r	0.1 r	0.2 r	0.2 r
Denmark	128	0.0	0.0 r	0.0 r	0.6 r	0.0 r	0.0 r	6.5	1.0 r	2.2 r	3.0 r	0.9 r	2.3 r
Israel	436	0.2	....	....	....	....	....	0.9	0.3 r	0.1 r	0.1 r	7.4 r	7.5 r
Japan	158	0.2	0.0 r	0.0 r	0.0 r	0.1 r	0.0 r	39.0	8.8 r	5.6 r	4.3 r	8.0 r	27.2 r
Korea, Republic of	542	2.1	0.0 r	0.0 r	0.0 r	0.0 r	0.0 r	12.3	1.7 r	4.4 r	1.7 r	9.7 r	2.8 r
New Zealand	196	0.0	0.0 r	0.0 r	0.0 r	0.0 r	0.0 r	7.5	1.1 r	2.2 r	1.7 r	1.1 r	0.7 r
Norway	142	....	....	....	....	....	....	7.0	0.0 r	5.6 r	0.1 r	0.1 r	0.0 r
Singapore	576	0.1	0.0 r	0.1 r	0.1 r	0.2 r	0.1 r	5.0	1.4 r	0.2 r	0.5 r	0.3 r	0.1 r
Sweden	144	1.6	0.3 r	0.5 r	0.4 r	0.5 r	0.4 r	12.3	3.3 r	3.0 r	6.7 r	4.5 r	1.5 r
Switzerland	146	306.9	84.6 r	69.5 r	77.3 r	89.5 r	92.5 r	7.1	3.8 r	1.1 r	3.2 r	7.3 r	2.3 r
Taiwan Prov.of China	528	5.2 e	1.5 e	0.7 e	1.6 e	0.8 e	....	0.3 e	0.1 e	0.1 e	0.1 e	0.1 e	0.2 e
United Kingdom	112	14.7	1.2 r	0.5 r	0.8 r	2.8 r	0.9 r	61.4	6.9 r	11.8 r	11.6 r	13.5 r	7.7 r
United States	111	22.7	9.3 r	6.0 r	10.2 r	4.3 r	3.5 r	115.1	26.9 r	28.5 r	19.3 r	18.9 r	33.5 r
Emerg. & Dev. Economies	200	622.8	147.9	155.5	167.4	220.7	191.6	2,683.3	714.5	687.6	725.0	815.6	710.6
Emerg. & Dev. Asia	505	250.0	61.9	81.9	92.8	89.5	75.8	557.3	140.2	145.0	181.0	186.6	169.6
Bangladesh	513	8.5	1.8 r	1.1 r	1.2 r	3.7 r	2.6 r	0.2	0.1 r	0.1 r	0.1 r	0.1 r	0.1 r
Bhutan	514	....	....	....	....	....	....	0.0	0.0 r	0.0 r	0.0 r	0.0 r	0.0 r
Cambodia	522	0.8 e	0.2 e	0.2 e	0.2 e	0.2 e	0.2 e	0.0	0.0 r	0.0 r	0.0 r	0.0 r	0.0 r
China,P.R.: Mainland	924	56.1	10.7 r	3.4 r	3.7 r	29.4 r	23.3 r	392.8	96.2 r	105.8 r	132.5 r	138.8 r	127.9 r
Fiji	819	0.0 e	0.0 e	0.0 e	0.0 e	0.0 e	0.0 e	0.0	0.0 r	0.0 r	0.0 r	0.0 r	0.0 r
F.T. French Polynesia	887	0.0 e	0.0 e	0.0 e	0.0 e	0.0 e	0.0 e	....	....	....	....	....	....
F.T. New Caledonia	839	0.0 e	0.0 e	0.0 e	0.0 e	0.0 e	0.0 e	0.0	0.0 r	0.0 r	0.0 r	0.0 r	0.0 r
Guam	829	....	....	....	....	....	....	0.0	0.0 r	0.0 r	0.0 r	0.0 r	0.0 r
India	534	123.6	35.5 r	67.6 r	77.8 r	31.4 r	31.7 r	109.3	30.4 r	23.9 r	32.2 r	24.1 r	25.6 r
Indonesia	536	21.3	3.9 r	3.1 r	3.9 r	14.9 r	10.5 r	3.9	1.4 r	0.6 r	1.4 r	2.0 r	1.8 r
Kiribati	826	0.1 e	0.0 e	0.0 e	0.0 e	0.0 e	0.0 e	....	....	....	....	....	....
Malaysia	548	0.6	0.0 r	....	0.0 r	0.0 r	0.0 r	5.7	1.5 r	1.0 r	1.6 r	3.0 r	3.5 r
Micronesia	868	0.0 e	0.0 e	0.0 e	0.0 e	0.0 e	0.0 e	....	....	....	....	....	....
Myanmar	518	....	....	....	....	....	....	13.8	3.5 r	3.8 r	3.9 r	4.0 r	3.7 r
Philippines	566	0.0	....	0.0 r	....	....	....	0.0	0.0 r	0.0 r	....	....	....
Samoa	862	....	....	....	....	....	....	0.0	0.0 r	0.0 r	0.0 r	0.0 r	0.0 r
Sri Lanka	524	....	....	....	....	....	....	1.0	0.5 r	0.4 r	0.5 r	0.1 r	....
Thailand	578	31.0	8.0 r	5.4 r	5.0 r	6.3 r	5.1 r	13.1	2.3 r	4.9 r	4.0 r	9.6 r	2.5 r
Timor-Leste	537	....	....	....	....	....	....	0.1	0.0 r	0.0 r	0.0 r	0.0 r	0.0 r

# Mali (678)

In Millions of U.S. Dollars

		Exports (FOB)						Imports (CIF)					
		2015	2015Q3	2015Q4	2016Q1	2016Q2	2016Q3	2015	2015Q3	2015Q4	2016Q1	2016Q2	2016Q3
Tonga	866	0.2 e	0.0 e	0.1 e	0.0 e	0.1 e	0.1 e	....	....	....	....	....	....
Vanuatu	846	....	....	....	....	....	....	0.1	0.0 r	0.0 r	0.0 r	0.0 r	0.0 r
Vietnam	582	7.7	1.6 r	1.0 r	1.0 r	3.3 r	2.3 r	15.6	3.9 r	4.2 r	4.3 r	4.4 r	4.0 r
Asia n.s.	598	....	....	....	....	....	....	1.6	0.4 r	0.4 r	0.4 r	0.4 r	0.4 r
<b>Europe</b>	170	<b>84.8</b>	<b>21.9</b>	<b>20.9</b>	<b>20.4</b>	<b>31.8</b>	<b>35.3</b>	<b>173.3</b>	<b>49.0</b>	<b>40.9</b>	<b>38.0</b>	<b>84.8</b>	<b>47.7</b>
<b>Emerg. &amp; Dev. Europe</b>	903	<b>3.2</b>	<b>1.4</b>	<b>0.5</b>	<b>0.1</b>	<b>6.7</b>	<b>3.4</b>	<b>70.5</b>	<b>19.5</b>	<b>17.7</b>	<b>19.3</b>	<b>32.4</b>	<b>17.1</b>
Albania	914	....	....	....	....	....	....	0.2	0.1 r	0.1 r	0.1 r	0.1 r	0.1 r
Bosnia and Herzegovina	963	0.0 e	0.0 e	0.0 e	0.0 e	0.0 e	0.0 e	....	....	....	....	....	....
Bulgaria	918	0.0	0.0 r	0.0 r	0.0 r	0.0 r	0.0 r	0.0	0.0 r	0.0 r	0.0 r	0.0 r	0.0 r
Croatia	960	....	....	....	....	....	....	0.0	....	0.0 r	0.0 r	....	0.1 r
Faroe Islands	816	0.0 e	0.0 e	0.0 e	0.0 e	0.0 e	0.0 e	....	....	....	....	....	....
Hungary	944	....	....	....	....	0.0 r	....	2.7	0.3 r	1.1 r	0.4 r	0.9 r	0.3 r
Macedonia, FYR	962	0.0 e	0.0 e	0.0 e	0.0 e	0.0 e	0.0 e	0.0 e	0.0 e	0.0 e	0.0 e	0.0 e	0.0 e
Montenegro	943	0.0 e	0.0 e	0.0 e	....	....	....	....	....	....	....	....	....
Poland	964	0.0	....	....	0.0 r	....	0.0 r	8.6	2.3 r	2.6 r	2.3 r	3.1 r	2.3 r
Romania	968	....	....	....	....	....	....	4.3	1.1 r	0.4 r	1.0 r	0.4 r	0.2 r
Serbia, Republic of	942	0.0 e	0.0 e	0.0 e	0.0 e	0.0 e	0.0 e	....	....	....	0.0 e	0.0 e	0.0 e
Turkey	186	3.1	1.4 r	0.5 r	0.1 r	6.7 r	3.4 r	54.6	15.6 r	13.6 r	15.5 r	28.0 r	14.0 r
<b>CIS</b>	901	<b>81.6</b>	<b>20.5</b>	<b>20.4</b>	<b>20.4</b>	<b>25.0</b>	<b>31.9</b>	<b>102.6</b>	<b>29.5</b>	<b>23.2</b>	<b>18.7</b>	<b>52.3</b>	<b>30.6</b>
Armenia	911	....	....	....	....	....	....	0.0	0.0 r	0.0 r	0.0 r	0.0 r	0.0 r
Belarus	913	0.0 e	0.0 e	0.0 e	....	3.9 e	11.5 e	0.1	0.0 r	0.1 r	0.1 r	0.1 r	0.1 r
Georgia	915	0.1	0.0 r	0.0 r	0.0 r	0.0 r	0.0 r	0.0	0.0 r	0.0 r	0.0 r	0.0 r	0.0 r
Moldova	921	0.0 e	0.0 e	0.0 e	0.0 e	0.0 e	0.0 e	0.0	0.0 r	0.0 r	0.0 r	0.0 r	0.0 r
Russian Federation	922	21.8	5.5 r	5.4 r	5.4 r	6.0 r	5.4 r	72.8	18.2 r	17.7 r	18.6 r	19.8 r	20.0 r
Ukraine	926	59.7	14.9 r	14.9 r	14.9 r	15.1 r	14.9 r	29.8	11.2 r	5.4 r	....	32.4 r	10.5 r
Europe n.s.	884	....	....	....	....	....	....	0.1	0.0 r	0.0 r	0.0 r	0.0 r	0.0 r
<b>Mid East, N Africa, Pak</b>	440	<b>65.4</b>	<b>10.9</b>	<b>7.5</b>	<b>8.6</b>	<b>27.0</b>	<b>18.9</b>	<b>202.3</b>	<b>52.3</b>	<b>58.3</b>	<b>72.7</b>	<b>75.0</b>	<b>69.4</b>
Afghanistan, I.R. of	512	0.0	0.0 r	0.0 r	0.0 r	0.0 r	0.0 r	0.0	0.0 r	0.0 r	0.0 r	0.0 r	0.0 r
Algeria	612	0.9	0.2 r	0.1 r	0.1 r	0.4 r	0.3 r	2.0	0.5 r	0.5 r	0.6 r	0.6 r	0.5 r
Bahrain, Kingdom of	419	0.8	0.2 r	0.1 r	0.1 r	0.3 r	0.2 r	....	....	....	....	....	....
Egypt	469	0.4	0.1 r	0.1 r	0.1 r	0.1 r	0.1 r	34.4	10.0 r	14.7 r	27.7 r	28.3 r	26.3 r
Iran, I.R. of	429	....	....	....	....	....	....	5.2	1.3 r	1.3 r	1.4 r	1.3 r	1.2 r
Jordan	439	....	....	....	....	....	....	0.3	0.2 r	0.1 r	....	0.7 r	0.2 r
Kuwait	443	0.0	0.0 r	0.0 r	0.0 r	0.0 r	0.0 r	0.0	0.0 r	0.0 r	0.0 r	0.0 r	0.0 r
Lebanon	446	10.7	0.8 r	1.3 r	0.7 r	2.2 r	1.5 r	5.2	1.4 r	1.2 r	2.0 r	2.0 r	1.9 r
Libya	672	0.0	0.0 r	0.0 r	0.0 r	0.0 r	0.0 r	0.0	0.0 r	0.0 r	0.0 r	0.0 r	0.0 r
Mauritania	682	5.3	1.1 r	0.7 r	0.7 r	2.3 r	1.6 r	13.3	3.4 r	3.6 r	3.7 r	3.8 r	3.5 r
Morocco	686	12.2	0.9 r	0.5 r	2.0 r	6.5 r	4.5 r	73.0	18.1 r	18.1 r	18.2 r	18.6 r	17.3 r
Oman	449	0.0 e	0.0 e	0.0 e	0.0 e	0.0 e	0.0 e	2.9	0.7 r	0.8 r	0.8 r	0.8 r	0.8 r
Pakistan	564	0.5	0.1 r	0.1 r	0.1 r	0.1 r	0.1 r	14.8	3.7 r	3.7 r	3.7 r	3.7 r	3.7 r
Qatar	453	....	....	....	....	....	....	0.6	0.1 r	0.2 r	0.2 r	0.2 r	0.2 r
Saudi Arabia	456	16.9	3.6 r	2.2 r	2.3 r	7.2 r	5.0 r	7.7	2.0 r	2.1 r	2.2 r	2.3 r	2.1 r
Sudan	732	....	....	....	....	....	....	0.0	0.0 r	0.0 r	0.0 r	0.0 r	0.0 r
Tunisia	744	1.0	0.2 r	0.1 r	0.1 r	0.4 r	0.3 r	10.3	2.6 r	2.9 r	3.0 r	3.1 r	2.8 r
United Arab Emirates	466	16.6	3.6 r	2.2 r	2.3 r	7.4 r	5.2 r	32.4	8.3 r	9.0 r	9.3 r	9.5 r	8.8 r
<b>Sub-Saharan Africa</b>	603	<b>222.3</b>	<b>53.1</b>	<b>45.2</b>	<b>45.4</b>	<b>72.5</b>	<b>61.5</b>	<b>1,634.9</b>	<b>397.7</b>	<b>430.7</b>	<b>423.2</b>	<b>435.9</b>	<b>408.4</b>
Angola	614	0.0	0.0 r	0.0 r	0.0 r	0.0 r	0.0 r	0.1	0.0 r	0.0 r	0.0 r	0.0 r	0.0 r
Benin	638	5.7	1.2 r	0.8 r	0.8 r	2.6 r	1.8 r	318.4	81.1 r	88.0 r	90.9 r	93.0 r	86.3 r
Botswana	616	....	....	....	....	....	....	0.0	0.0 r	0.0 r	0.0 r	0.0 r	0.0 r
Burkina Faso	748	57.0	12.3 r	7.5 r	7.8 r	24.8 r	17.4 r	36.8	9.3 r	10.0 r	10.3 r	10.5 r	9.7 r
Burundi	618	0.0	0.0 r	0.0 r	0.0 r	0.0 r	0.0 r	0.0	0.0 r	0.0 r	0.0 r	0.0 r	0.0 r
Cameroon	622	0.0	0.0 r	0.0 r	0.0 r	0.0 r	0.0 r	0.4	0.1 r	0.1 r	0.1 r	0.1 r	0.1 r
Central African Rep.	626	0.0	0.0 r	0.0 r	0.0 r	0.0 r	0.0 r	0.0	0.0 r	0.0 r	0.0 r	0.0 r	0.0 r
Chad	628	....	....	....	....	....	....	0.0	0.0 r	0.0 r	0.0 r	0.0 r	0.0 r
Congo, Dem. Rep. of	636	0.0	0.0 r	0.0 r	0.0 r	0.0 r	0.0 r	0.2	0.0 r	0.0 r	0.0 r	0.0 r	0.0 r
Congo, Republic of	634	0.0	0.0 r	0.0 r	0.0 r	0.0 r	0.0 r	0.3	0.1 r	0.1 r	0.1 r	0.1 r	0.1 r
Côte d'Ivoire	662	45.7	11.2 r	10.5 r	10.5 r	12.8 r	11.8 r	311.0	79.0 r	85.3 r	87.8 r	89.6 r	82.9 r
Equatorial Guinea	642	0.1	0.0 r	0.0 r	0.0 r	0.0 r	0.0 r	....	....	....	....	....	....
Eritrea	643	0.0 e	0.0 e	0.0 e	0.0 e	0.0 e	0.0 e	....	....	....	....	....	....
Ethiopia	644	....	....	....	....	....	....	0.0	0.0 r	0.0 r	0.0 r	0.0 r	0.0 r

# Mali (678)

In Millions of U.S. Dollars

		Exports (FOB)						Imports (CIF)					
		2015	2015Q3	2015Q4	2016Q1	2016Q2	2016Q3	2015	2015Q3	2015Q4	2016Q1	2016Q2	2016Q3
Gabon	646	0.0	0.0 r	0.0 r	0.0 r	0.0 r	0.0 r	0.1	0.0 r	0.0 r	0.0 r	0.0 r	0.0 r
Gambia, The	648	0.0	0.0 r	0.0 r	0.0 r	0.0 r	0.0 r	11.7	3.0 r	3.2 r	3.3 r	3.3 r	3.1 r
Ghana	652	2.3	0.5 r	0.3 r	0.3 r	1.0 r	0.7 r	106.6	27.0 r	29.0 r	29.8 r	30.3 r	27.9 r
Guinea	656	9.7	2.1 r	1.3 r	1.3 r	4.3 r	3.0 r	8.1	2.0 r	2.1 r	2.2 r	2.2 r	2.0 r
Guinea-Bissau	654	0.0	0.0 r	0.0 r	0.0 r	0.0 r	0.0 r	....	....	....	....	....	....
Kenya	664	0.0	0.0 r	0.0 r	0.0 r	0.0 r	0.0 r	0.2	0.0 r	0.0 r	0.0 r	0.0 r	0.0 r
Liberia	668	0.0	0.0 r	0.0 r	0.0 r	0.0 r	0.0 r	....	....	....	....	....	....
Madagascar	674	0.1	0.0 r	0.0 r	0.0 r	0.0 r	0.0 r	0.0	0.0 r	0.0 r	0.0 r	0.0 r	0.0 r
Malawi	676	0.0	0.0 r	0.0 r	0.0 r	0.0 r	0.0 r	....	....	....	....	....	....
Mauritius	684	0.2	0.0 r	0.0 r	0.0 r	0.0 r	0.0 r	0.0	0.0 r	....	....	....	....
Mozambique	688	....	....	....	....	....	....	0.0	0.0 r	0.0 r	0.0 r	0.0 r	0.0 r
Namibia	728	0.0 e	0.0 e	0.0 e	0.0 e	0.0 e	0.0 e	0.0	0.0 r	0.0 r	0.0 r	0.0 r	0.0 r
Niger	692	2.4	0.5 r	0.3 r	0.3 r	1.1 r	0.8 r	115.7	29.3 r	31.5 r	32.3 r	32.9 r	30.4 r
Nigeria	694	1.2	0.3 r	0.2 r	0.2 r	0.5 r	0.4 r	5.6	1.4 r	1.6 r	1.6 r	1.7 r	1.5 r
Rwanda	714	0.0	0.0 r	0.0 r	0.0 r	0.0 r	0.0 r	....	....	....	....	....	....
Senegal	722	50.2	13.1 r	12.5 r	12.4 r	12.9 r	12.7 r	576.4	136.0 r	136.0 r	130.1 r	131.5 r	120.7 r
Seychelles	718	0.1 e	0.0 e	0.0 e	0.0 e	0.0 e	0.0 e	0.0	0.0 r	0.0 r	0.0 r	0.0 r	0.0 r
Sierra Leone	724	1.4	0.3 r	0.2 r	0.2 r	0.6 r	0.4 r	0.0	0.0 r	0.0 r	0.0 r	0.0 r	0.0 r
South Africa	199	46.0	11.6 r	11.5 r	11.5 r	11.6 r	12.4 r	114.7	22.2 r	35.1 r	26.8 r	32.7 r	36.0 r
Swaziland	734	0.0	0.0 r	0.0 r	0.0 r	0.0 r	0.0 r	0.3	0.1 r	0.1 r	0.1 r	0.1 r	0.1 r
Tanzania	738	0.0	0.0 r	0.0 r	0.0 r	0.0 r	0.0 r	0.1	0.0 r	0.0 r	0.0 r	0.0 r	0.0 r
Togo	742	....	....	....	....	....	....	27.3	6.9 r	7.4 r	7.6 r	7.8 r	7.2 r
Uganda	746	....	....	....	....	....	....	0.1	0.0 r	0.0 r	0.0 r	0.0 r	0.0 r
Zambia	754	0.1	0.0 r	0.0 r	0.0 r	0.0 r	0.0 r	0.7	0.0 r	0.7 r	0.0 r	0.0 r	0.3 r
Zimbabwe	698	0.0	0.0 r	0.0 r	0.0 r	0.0 r	0.0 r	0.0	0.0 r	0.0 r	0.0 r	0.0 r	0.0 r
<b>Western Hemisphere</b>	<b>205</b>	<b>0.3</b>	<b>0.1</b>	<b>0.1</b>	<b>0.0</b>	<b>0.1</b>	<b>0.1</b>	<b>115.5</b>	<b>75.4</b>	<b>12.7</b>	<b>10.1</b>	<b>33.3</b>	<b>15.6</b>
Antigua and Barbuda	311	....	....	....	....	....	....	0.0	0.0 r	0.0 r	0.0 r	0.0 r	0.0 r
Argentina	213	0.0	0.0 r	0.0 r	0.0 r	0.0 r	0.0 r	5.0	1.2 r	1.2 r	1.2 r	1.2 r	1.2 r
Aruba	314	0.0 e	....	....	....	....	....	....	....	....	....	....	....
Bahamas, The	313	....	....	....	....	....	....	0.0 e	0.0 e	0.0 e	0.0 e	0.0 e	0.0 e
Barbados	316	0.0 e	0.0 e	0.0 e	0.0 e	0.0 e	0.0 e	....	....	....	....	....	....
Belize	339	0.1	0.0 r	0.0 r	0.0 r	0.0 r	0.0 r	....	....	....	....	....	....
Bolivia	218	0.0 e	0.0 e	0.0 e	0.0 e	....	....	....	....	....	....	....	....
Brazil	223	0.1	0.0 r	0.0 r	0.0 r	0.0 r	0.0 r	100.1	72.4 r	9.7 r	7.1 r	30.2 r	12.7 r
Chile	228	0.0	0.0 r	0.0 r	....	....	....	0.1	....	0.1 r	....	....	0.0 r
Colombia	233	....	....	....	....	....	....	0.3	0.1 r	0.1 r	0.1 r	0.1 r	0.1 r
Costa Rica	238	0.0 e	0.0 e	0.0 e	0.0 e	0.0 e	0.0 e	0.0	0.0 r	0.0 r	0.0 r	0.0 r	0.0 r
Curacao	354	....	....	....	....	....	....	0.0	0.0 r	0.0 r	0.0 r	0.0 r	0.0 r
Dominican Republic	243	0.0 e	0.0 e	0.0 e	0.0 e	0.0 e	0.0 e	0.0	0.0 r	0.0 r	0.0 r	0.0 r	0.0 r
El Salvador	253	....	....	....	0.0 r	0.0 r	....	3.8	....	....	....	0.2 r	0.0 r
Falkland Islands	323	0.0	0.0 r	0.0 r	0.0 r	0.0 r	0.0 r	....	....	....	....	....	....
Greenland	326	0.0 e	0.0 e	0.0 e	0.0 e	0.0 e	0.0 e	....	....	....	....	....	....
Grenada	328	0.0	0.0 r	0.0 r	0.0 r	0.0 r	0.0 r	....	....	....	....	....	....
Guatemala	258	0.0	0.0 r	0.0 r	0.0 r	0.0 r	0.0 r	0.9	0.2 r	0.3 r	0.3 r	0.3 r	0.2 r
Honduras	268	0.0	0.0 r	0.0 r	0.0 r	0.0 r	0.0 r	....	....	....	....	....	....
Mexico	273	0.0	0.0 r	0.0 r	0.0 r	0.0 r	0.0 r	0.3	0.1 r	0.1 r	0.1 r	0.1 r	0.1 r
Netherlands Antilles	353	0.0 e	0.0 e	0.0 e	0.0 e	0.0 e	0.0 e	....	....	....	....	....	....
Panama	283	....	....	....	....	....	....	1.4	0.4 r	0.4 r	0.4 r	0.4 r	0.4 r
Peru	293	....	....	....	....	....	....	3.1	0.8 r	0.9 r	0.9 r	0.9 r	0.9 r
St. Kitts and Nevis	361	0.0 e	0.0 e	0.0 e	0.0 e	0.0 e	0.0 e	....	....	....	....	....	....
St. Vincent & Grens.	364	0.0 e	0.0 e	0.0 e	0.0 e	0.0 e	0.0 e	....	....	....	....	....	....
Suriname	366	0.0 e	0.0 e	0.0 e	0.0 e	0.0 e	0.0 e	0.1	0.0 r	0.0 r	0.0 r	0.0 r	0.0 r
Trinidad and Tobago	369	0.0 e	0.0 e	0.0 e	0.0 e	0.0 e	0.0 e	....	....	....	....	....	....
Uruguay	298	....	....	....	....	....	....	0.1	0.1 r	0.0 r	0.0 r	0.0 r	0.0 r
Venezuela, Rep. Bol.	299	0.0	0.0 r	0.0 r	0.0 r	0.0 r	0.0 r	....	....	....	....	....	....
Western Hem. n.s.	399	....	....	....	....	....	....	0.1	0.0 r	0.0 r	0.0 r	0.0 r	0.0 r
<b>Other Countries n.i.e</b>	<b>910</b>	<b>0.0</b>	<b>0.0</b>	<b>0.0</b>	<b>0.0</b>	<b>0.0</b>	<b>0.0</b>	<b>6.0</b>	<b>1.5</b>	<b>1.6</b>	<b>1.7</b>	<b>1.7</b>	<b>1.6</b>
Cuba	928	....	....	....	....	....	....	0.3	0.1 r	0.1 r	0.1 r	0.1 r	0.1 r
Korea, Dem. People's Rep.	954	0.0	0.0 r	0.0 r	0.0 r	0.0 r	0.0 r	5.7	1.4 r	1.6 r	1.6 r	1.6 r	1.5 r
<b>Countries &amp; Areas n.s.</b>	<b>898</b>	<b>....</b>	<b>....</b>	<b>....</b>	<b>....</b>	<b>....</b>	<b>....</b>	<b>0.0</b>	<b>0.0 r</b>	<b>0.0 r</b>	<b>0.0 r</b>	<b>0.0 r</b>	<b>0.0 r</b>



# Mali (678)

In Millions of U.S. Dollars

		Exports (FOB)						Imports (CIF)					
		2015	2015Q3	2015Q4	2016Q1	2016Q2	2016Q3	2015	2015Q3	2015Q4	2016Q1	2016Q2	2016Q3
<b>Memorandum Items</b>													
Africa	605	241.7	55.5	46.6	48.4	82.0	68.2	1,733.5	422.3	455.8	448.6	461.9	432.5
Middle East	405	45.5	8.3	5.9	5.5	17.3	12.1	88.9	24.0	29.5	43.6	45.2	41.5
European Union	998	83.9	14.4	16.3	12.7	31.2	13.5	938.3	249.4	241.4	269.9	244.4	230.4
Export earnings: fuel	080	58.4	13.4	10.3	10.4	22.0	16.6	130.2	32.8	33.5	34.8	36.5	35.4
Export earnings: nonfuel	092	990.0	245.9	239.8	259.9	326.6	285.8	3,726.5	980.2	960.2	1,002.4	1,088.2	983.3

# Malta (181)

In Millions of U.S. Dollars

		Exports (FOB)						Imports (CIF)					
		2015	2015Q3	2015Q4	2016Q1	2016Q2	2016Q3	2015	2015Q3	2015Q4	2016Q1	2016Q2	2016Q3
IFS World		3,849.0	1,019.0	896.1	861.8	1,048.4	1,125.1	6,436.0	1,624.9	1,301.0	1,888.8	1,914.4	1,762.1
World	001	2,573.4	562.8	656.5	716.0	720.0	864.7	5,788.3	1,438.7	1,183.2	1,705.6	1,740.5	1,484.0
Advanced Economies	110	1,816.6	440.7	511.0	579.2	583.3	734.9	4,525.8	1,084.4	909.1	1,030.2	1,204.6	1,152.7
Euro Area	163	867.5	234.2	217.8	229.5	216.7	251.9	2,986.3	772.6	653.6	597.1	694.3	794.4
Austria	122	8.0	1.9	2.4	2.2	1.9	1.6	21.0	4.6	8.5	7.3	5.8	4.7
Belgium	124	6.9	1.9	1.5	1.5	3.1	3.1	145.5	22.5	22.8	18.1	23.3	32.8
Cyprus	423	2.9	0.8	0.8	0.1	0.3	0.1	8.1	1.6	2.8	1.4	2.3	2.7
Estonia	939	0.0	....	....	0.0	....	0.0	1.2	0.2	0.5	0.3	0.3	7.0
Finland	172	4.2	1.0	1.8	1.9	3.0	2.9	2.4	0.7	0.7	1.2	1.9	0.9
France	132	261.7	85.4	55.1	54.8	58.9	76.6	233.6	59.5	63.1	93.9	74.8	59.0
Germany	134	343.1	82.7	93.9	116.9	93.1	107.7	392.9	100.8	121.7	121.6	80.8	91.3
Greece	174	5.0	1.4	2.0	1.6	2.2	2.0	85.6	36.9	12.6	10.9	45.3	32.0
Ireland	178	9.0	2.3	2.1	1.3	1.3	1.2	27.4	6.2	8.7	7.0	9.7	7.2
Italy	136	142.8	32.4	41.7	31.3	34.2	29.8	1,331.3	399.9	286.3	258.2	315.9	406.2
Latvia	941	0.4	0.2	0.1	0.1	0.0	0.1	3.1	0.8	0.8	0.7	0.7	0.8
Lithuania	946	1.7	0.6	0.4	0.5	0.6	0.4	4.6	1.1	2.3	0.3	0.2	0.2
Luxembourg	137	0.2	0.1	0.0	0.0	....	....	0.6	0.4	0.0	0.3	0.0	0.2
Netherlands	138	34.7	12.3	4.7	5.4	4.8	16.0	484.7	62.7	50.6	42.6	83.6	77.0
Portugal	182	3.8	1.2	1.0	1.1	1.2	0.8	9.4	2.8	1.4	1.0	3.5	4.0
Slovak Republic	936	5.2	1.0	2.0	1.5	1.2	1.7	1.2	0.3	0.4	0.4	0.5	0.7
Slovenia	961	1.0	0.3	0.3	0.3	0.3	0.5	7.0	2.3	0.8	1.7	2.4	2.1
Spain	184	36.9	8.7	7.9	9.0	10.6	7.4	226.7	69.4	69.5	30.2	43.2	65.4
Australia	193	11.3	2.0	3.7	2.2	3.3	3.6	35.9	0.8	0.6	0.8	1.1	0.3
Canada	156	41.1	12.0	8.3	9.3	7.9	7.0	351.1	1.5	0.9	229.6	191.2	125.9
China,P.R.: Hong Kong	532	190.2	35.9	33.9	30.1	27.6	34.6	29.8	8.7	8.0	15.6	11.9	6.5
China,P.R.: Macao	546	0.0	0.0	....	....	0.0	....	0.1	0.0	0.0	0.0	....	0.0
Czech Republic	935	7.2	2.5	1.7	3.8	1.2	5.2	9.2	3.6	2.4	3.2	1.7	2.1
Denmark	128	3.0	0.8	0.9	0.7	1.4	2.2	44.6	16.5	7.3	7.1	5.6	14.0
Iceland	176	1.7	0.1	0.4	0.7	0.5	0.2	4.7	1.1	1.0	0.6	1.1	0.5
Israel	436	2.5	0.8	0.5	1.0	0.7	1.1	5.7	1.0	1.2	1.5	0.8	0.8
Japan	158	120.0	5.4	102.7	7.4	4.2	5.8	76.8	20.4	19.2	20.8	11.2	12.7
Korea, Republic of	542	17.5	2.4	9.4	2.6	3.1	2.6	51.3	11.6	13.6	9.9	37.1	13.8
New Zealand	196	1.6	0.5	0.1	0.1	0.1	0.4	3.8	1.1	0.6	0.8	1.0	0.4
Norway	142	7.4	4.2	2.0	0.8	0.7	0.8	0.8	0.1	0.2	0.2	0.3	1.9
San Marino	135	0.0	0.0	0.0	....	0.0	....	0.7	0.3	0.2	0.1	0.3	0.1
Singapore	576	188.1	48.2	48.6	46.0	44.5	41.4	76.7	21.9	8.2	6.5	7.5	12.1
Sweden	144	12.8	4.2	4.4	2.7	3.1	3.0	107.0	8.0	39.3	13.2	15.6	23.1
Switzerland	146	25.6	6.9	5.1	4.9	4.8	8.7	47.3	14.6	13.0	10.3	25.1	10.8
Taiwan Prov.of China	528	5.6	1.7	1.2	1.8	1.4	1.5	58.8	10.7	15.4	7.2	12.8	8.4
United Kingdom	112	164.0	36.2	33.5	28.7	32.1	27.9	433.3	109.2	92.3	81.3	91.2	103.9
United States	111	149.5	42.7	36.8	206.8	229.9	337.0	201.8	80.6	32.2	24.4	94.9	21.1
Vatican	187	....	....	....	....	0.0	....	....	....	....	....	....	....
Emerg. & Dev. Economies	200	568.6	99.1	128.5	126.9	117.8	107.5	1,235.8	354.0	273.6	670.7	535.5	329.4
Emerg. & Dev. Asia	505	108.9	17.1	21.9	28.7	18.4	33.0	430.1	109.0	126.0	97.7	104.8	112.4
American Samoa	859	....	....	....	....	....	....	....	....	....	....	....	0.0
Bangladesh	513	6.9	1.2	2.4	1.7	1.4	1.6	0.3	0.0	0.1	0.1	0.2	0.1
Brunei Darussalam	516	....	....	....	....	0.0	....	....	....	....	....	....	....
Cambodia	522	....	....	....	....	0.0	....	0.6	0.1	0.1	0.1	0.1	0.2
China,P.R.: Mainland	924	27.0	5.8	8.0	8.7	4.5	15.8	235.0	51.7	80.4	47.0	59.6	45.9
Fiji	819	1.4	....	0.9	0.6	....	1.2	....	....	....	....	....	....
F.T. French Polynesia	887	....	....	....	....	0.0	....	0.0	....	....	0.0	....	....
F.T. New Caledonia	839	....	....	....	....	....	0.0	....	....	....	....	....	....
India	534	16.9	1.9	2.7	2.2	4.3	5.6	123.7	43.5	25.6	36.2	28.3	28.3
Indonesia	536	6.2	0.3	0.3	0.2	0.8	0.5	3.7	1.1	0.7	2.1	1.1	0.9
Malaysia	548	15.4	4.4	3.6	3.2	1.5	0.9	29.8	5.6	11.8	5.6	5.1	5.9
Maldives	556	0.7	0.1	0.1	0.3	0.3	0.3	0.1	0.1	....	....	....	....
Marshall Islands	867	....	....	....	....	....	....	0.0	....	....	....	....	25.6
Mongolia	948	....	....	....	0.0	....	0.0	....	....	....	0.0	0.0	....
Myanmar	518	0.1	0.0	....	....	0.0	0.0	0.1	0.0	0.0	0.0	....	....
Nepal	558	0.3	....	....	0.1	0.1	0.0	0.0	0.0	0.0	0.0	0.0	0.0

# Malta (181)

In Millions of U.S. Dollars

		Exports (FOB)						Imports (CIF)					
		2015	2015Q3	2015Q4	2016Q1	2016Q2	2016Q3	2015	2015Q3	2015Q4	2016Q1	2016Q2	2016Q3
Papua New Guinea	853	....	....	....	....	....	....	0.1	....	0.1	....	....	....
Philippines	566	25.1	2.4	2.1	9.6	2.2	5.5	14.1	1.2	1.4	1.8	3.1	1.1
Solomon Islands	813	1.2	....	....	....	0.4	....	....	....	....	....	....	....
Sri Lanka	524	0.5	0.1	0.2	0.3	0.2	0.1	1.5	0.0	0.7	0.1	0.1	0.0
Thailand	578	2.6	0.7	0.7	0.8	1.3	0.8	18.5	4.8	4.5	4.1	6.8	4.3
Tonga	866	1.6	....	....	0.0	....	....	....	....	....	....	....	....
Tuvalu	869	....	....	....	....	....	....	....	....	....	....	....	0.0
Vanuatu	846	....	....	....	....	....	....	....	....	....	....	....	0.0
Vietnam	582	3.0	0.1	0.8	1.0	1.6	0.7	2.5	0.8	0.5	0.7	0.5	0.2
Asia n.s.	598	0.0	....	0.0	....	....	....	0.0	....	0.0	....	....	0.0
<b>Europe</b>	170	<b>81.1</b>	<b>18.5</b>	<b>16.4</b>	<b>18.6</b>	<b>22.2</b>	<b>15.7</b>	<b>465.4</b>	<b>139.9</b>	<b>76.2</b>	<b>49.7</b>	<b>125.8</b>	<b>59.0</b>
<b>Emerg. &amp; Dev. Europe</b>	903	<b>70.1</b>	<b>16.0</b>	<b>16.1</b>	<b>17.8</b>	<b>19.7</b>	<b>15.2</b>	<b>360.5</b>	<b>117.8</b>	<b>59.6</b>	<b>38.4</b>	<b>96.9</b>	<b>56.5</b>
Albania	914	0.4	0.0	....	0.0	0.0	0.0	2.3	0.3	0.7	0.2	0.2	0.2
Bosnia and Herzegovina	963	0.1	....	0.0	0.0	....	....	0.1	0.0	0.0	0.0	0.0	0.0
Bulgaria	918	3.8	0.7	1.4	1.5	1.7	1.3	32.5	2.1	9.9	3.0	19.9	13.5
Croatia	960	0.6	0.1	0.3	0.5	0.5	0.5	67.0	20.8	9.0	0.7	12.7	12.7
Gibraltar	823	0.1	0.0	....	0.2	0.0	0.2	21.8	....	0.0	0.1	1.7	1.1
Hungary	944	6.2	1.5	2.2	3.0	1.7	2.3	10.8	2.6	2.4	1.8	2.5	3.0
Kosovo	967	....	....	....	....	....	....	0.0	....	0.0	....	....	....
Macedonia, FYR	962	0.0	0.0	0.0	0.0	0.0	0.0	0.1	0.0	0.0	0.1	0.0	0.0
Montenegro	943	0.1	....	0.1	0.2	0.0	....	2.9	1.0	0.8	0.4	0.4	0.4
Poland	964	20.9	7.2	5.1	3.7	4.9	4.2	44.8	20.9	7.6	8.5	8.4	4.8
Romania	968	12.1	1.7	2.6	3.9	6.3	3.5	45.3	20.3	7.1	3.1	4.3	5.9
Serbia, Republic of	942	6.5	1.4	0.7	0.9	0.9	0.7	1.1	0.4	0.4	1.0	2.6	0.2
Turkey	186	19.4	3.4	3.8	3.9	3.5	2.5	131.8	49.3	21.7	19.4	44.2	14.6
<b>CIS</b>	901	<b>11.0</b>	<b>2.5</b>	<b>0.3</b>	<b>0.8</b>	<b>2.5</b>	<b>0.5</b>	<b>104.9</b>	<b>22.1</b>	<b>16.6</b>	<b>11.4</b>	<b>28.8</b>	<b>2.5</b>
Armenia	911	0.0	....	....	0.0	0.0	....	0.0	0.0	0.0	0.0	0.0	....
Azerbaijan, Rep. of	912	0.0	0.0	....	0.0	....	....	14.1	14.1	0.0	7.6	5.1	....
Belarus	913	0.0	0.0	....	0.0	0.0	....	0.0	....	0.0	0.0	0.0	0.0
Georgia	915	6.4	0.0	....	....	0.1	0.0	0.0	....	0.0	0.0	0.0	0.0
Kazakhstan	916	0.0	0.0	0.0	0.0	0.0	0.0	0.1	0.1	0.0	....	0.0	....
Kyrgyz Republic	917	1.0	0.6	....	....	0.1	....	....	....	....	....	....	....
Moldova	921	0.0	....	0.0	0.0	0.2	....	0.0	0.0	....	0.0	0.0	0.7
Russian Federation	922	3.5	1.8	0.3	0.8	2.1	0.4	80.7	7.8	15.4	2.7	21.9	1.5
Turkmenistan	925	0.0	....	0.0	....	0.0	....	0.0	....	....	....	....	0.0
Ukraine	926	0.1	0.0	0.0	0.0	0.0	0.0	10.0	0.1	1.1	1.1	1.7	0.3
Uzbekistan	927	....	....	....	....	....	0.0	0.0	....	....	....	....	....
<b>Mid East, N Africa, Pak</b>	440	<b>244.0</b>	<b>37.7</b>	<b>46.0</b>	<b>56.0</b>	<b>49.4</b>	<b>35.5</b>	<b>104.4</b>	<b>36.7</b>	<b>29.0</b>	<b>46.1</b>	<b>41.4</b>	<b>52.8</b>
Afghanistan, I.R. of	512	0.3	....	0.3	1.0	0.7	0.7	0.0	....	....	....	0.0	....
Algeria	612	9.8	0.3	0.5	0.4	0.1	1.0	2.9	0.0	2.9	1.9	0.1	2.4
Bahrain, Kingdom of	419	1.8	0.3	0.2	0.9	0.1	0.1	0.2	0.0	0.0	0.1	0.1	0.0
Djibouti	611	6.8	1.4	1.0	3.0	2.9	0.2	0.0	....	....	....	0.0	0.1
Egypt	469	16.8	2.3	3.1	3.3	2.9	3.1	20.9	5.2	5.9	9.6	26.6	11.7
Iran, I.R. of	429	0.2	0.1	0.0	0.0	....	0.3	0.3	0.1	0.0	0.1	0.2	0.0
Iraq	433	0.8	0.1	0.0	0.2	0.5	0.0	0.0	0.0	....	0.0	0.0	....
Jordan	439	3.0	0.7	0.7	1.0	0.5	0.5	0.9	0.8	0.0	0.0	0.1	0.0
Kuwait	443	2.8	0.3	0.3	2.6	0.7	0.4	0.0	0.0	0.0	0.0	0.0	0.0
Lebanon	446	0.6	0.2	0.1	0.2	0.4	0.1	0.7	0.2	0.1	0.1	0.1	0.6
Libya	672	99.9	18.4	16.9	10.8	26.4	22.5	17.6	12.7	0.1	5.4	2.0	0.4
Mauritania	682	0.2	0.0	....	....	0.1	....	0.1	0.0	....	....	0.0	....
Morocco	686	3.2	0.9	0.7	0.7	0.9	0.5	7.2	2.4	2.9	2.3	1.7	3.0
Oman	449	9.9	3.1	0.6	3.9	0.8	0.2	0.5	0.0	0.1	0.0	0.1	0.0
Pakistan	564	0.6	0.1	0.1	0.1	0.2	0.2	3.0	0.6	0.8	0.5	1.1	0.8
Qatar	453	8.1	2.2	0.6	1.6	0.8	0.8	1.5	0.1	0.6	0.5	0.1	0.1
Saudi Arabia	456	43.6	1.8	15.1	10.3	1.0	0.2	10.2	8.6	0.5	18.3	0.3	11.8
Somalia	726	1.6	0.7	....	0.8	0.1	0.0	....	....	....	....	....	....
Sudan	732	1.6	0.4	0.1	0.3	0.1	0.9	0.0	0.0	0.0	....	....	....
Syrian Arab Republic	463	0.0	....	....	....	....	....	0.1	....	0.0	0.0	....	....
Tunisia	744	8.5	2.0	1.5	1.1	1.4	1.5	25.7	3.3	11.2	5.1	6.8	19.3
United Arab Emirates	466	20.7	2.5	3.9	10.1	8.7	2.3	12.5	2.6	3.8	2.3	1.8	2.6

# Malta (181)

In Millions of U.S. Dollars

		Exports (FOB)						Imports (CIF)					
		2015	2015Q3	2015Q4	2016Q1	2016Q2	2016Q3	2015	2015Q3	2015Q4	2016Q1	2016Q2	2016Q3
West Bank and Gaza	487	0.1	....	0.0	0.1	0.1	0.0	0.0	....	....	....	....	....
Yemen, Republic of	474	3.0	....	....	3.6	0.1	....	....	....	....	....	....	....
<b>Sub-Saharan Africa</b>	<b>603</b>	<b>79.9</b>	<b>17.6</b>	<b>18.2</b>	<b>17.7</b>	<b>20.4</b>	<b>16.4</b>	<b>36.6</b>	<b>10.2</b>	<b>17.3</b>	<b>2.9</b>	<b>3.0</b>	<b>1.9</b>
Angola	614	10.5	1.7	1.1	0.1	0.0	0.7	....	....	....	....	0.4	0.0
Benin	638	0.0	0.0	....	....	0.0	....	....	....	....	....	....	....
Botswana	616	....	....	....	....	....	....	0.4	0.1	0.2	0.1	0.2	....
Burkina Faso	748	0.1	....	0.0	0.1	0.0	0.1	0.0	....	0.0	....	....	....
Cabo Verde	624	1.7	0.1	0.3	0.0	0.3	0.1	....	....	....	....	....	....
Cameron	622	2.0	0.1	0.3	3.8	0.6	0.1	13.6	7.3	5.9	0.0	0.3	....
Central African Rep.	626	0.0	....	0.0	....	....	0.0	0.0	....	....	....	....	....
Chad	628	3.5	0.5	1.9	1.1	0.2	0.1	....	....	....	....	....	....
Comoros	632	....	....	....	0.0	....	....	....	....	....	....	....	....
Congo, Dem. Rep. of	636	1.8	0.2	0.8	0.0	0.2	0.2	0.1	....	....	....	....	....
Congo, Republic of	634	0.2	0.1	0.1	....	0.2	....	0.1	....	0.1	0.0	....	0.0
Côte d'Ivoire	662	0.7	....	0.1	0.4	0.0	0.0	0.2	0.1	0.1	0.1	....	0.1
Eritrea	643	....	....	....	....	....	....	0.0	0.0	0.0	0.0	....	0.0
Ethiopia	644	0.6	....	....	0.0	0.0	....	0.0	0.0	....	0.0	0.0	0.0
Gabon	646	1.4	0.0	1.2	0.0	....	0.0	....	....	....	....	0.0	....
Gambia, The	648	3.8	....	0.3	0.5	0.1	0.1	....	....	....	....	....	....
Ghana	652	13.7	9.5	4.0	0.1	6.5	10.5	0.0	0.0	0.0	....	0.0	0.0
Guinea	656	1.4	0.2	....	0.8	0.5	....	....	....	....	....	....	....
Guinea-Bissau	654	0.2	....	0.2	....	....	0.1	....	....	....	....	....	....
Kenya	664	2.6	0.4	0.9	1.3	0.2	0.2	0.5	0.0	0.0	0.2	0.0	0.3
Lesotho	666	2.1	....	2.1	1.1	....	....	....	....	....	....	....	....
Liberia	668	0.8	0.4	0.3	0.1	0.4	0.5	0.0	....	0.0	....	....	....
Madagascar	674	0.2	0.1	0.1	0.2	0.1	0.2	....	....	....	0.0	....	....
Malawi	676	0.0	....	....	....	....	....	....	....	....	....	....	....
Mali	678	2.7	0.0	0.3	0.6	0.8	0.2	0.0	0.0	....	....	....	....
Mauritius	684	1.2	0.6	0.5	0.1	0.2	0.1	2.0	0.7	0.3	0.6	0.4	0.3
Mozambique	688	2.0	....	0.8	0.0	2.9	....	....	....	....	....	0.0	....
Namibia	728	0.0	....	0.0	....	....	0.0	1.1	0.2	0.6	0.3	0.2	0.2
Niger	692	1.5	....	....	0.0	0.8	....	....	....	....	0.0	0.0	....
Nigeria	694	8.9	0.8	0.7	3.0	2.3	0.2	0.0	0.0	0.0	0.0	0.0	0.0
Rwanda	714	0.4	....	....	0.6	....	....	....	....	....	....	....	....
São Tomé & Príncipe	716	0.0	0.0	....	0.0	....	0.0	0.3	0.3	....	....	....	....
Senegal	722	3.2	0.8	0.3	1.2	2.3	0.1	0.9	0.2	0.2	0.3	0.3	0.3
Seychelles	718	0.1	0.0	0.0	0.0	0.1	0.2	0.5	....	....	....	0.1	0.1
Sierra Leone	724	0.9	0.0	0.1	0.8	0.0	0.0	0.0	0.0	....	0.0	....	0.0
South Africa	199	6.9	2.0	1.5	1.1	1.5	0.9	16.3	1.0	9.8	1.1	0.9	0.6
South Sudan, Rep. of	733	0.4	....	0.3	0.3	0.1	....	....	....	....	....	....	....
Swaziland	734	0.4	0.0	....	....	0.0	....	....	....	....	....	0.0	....
Tanzania	738	0.2	....	....	0.0	0.0	1.5	0.2	0.2	0.1	0.1	0.1	0.0
Togo	742	0.2	....	0.0	0.0	....	0.0	....	....	....	....	....	....
Uganda	746	3.5	0.0	0.3	0.3	0.3	0.0	0.2	0.1	0.1	0.0	0.1	0.0
Zambia	754	....	....	....	....	....	....	....	....	....	....	....	0.0
Zimbabwe	698	....	....	....	....	....	....	....	....	....	0.0	....	0.0
Africa n.s.	799	....	....	....	....	....	....	0.0	....	0.0	....	0.0	....
<b>Western Hemisphere</b>	<b>205</b>	<b>54.7</b>	<b>8.3</b>	<b>25.9</b>	<b>5.9</b>	<b>7.3</b>	<b>6.8</b>	<b>199.4</b>	<b>58.2</b>	<b>25.1</b>	<b>474.2</b>	<b>260.6</b>	<b>103.4</b>
Antigua and Barbuda	311	0.0	....	....	....	....	....	0.0	....	0.0	0.0	0.0	....
Argentina	213	0.3	0.0	0.2	0.1	0.1	0.0	1.4	0.3	0.4	2.4	0.4	0.8
Aruba	314	0.0	0.0	0.0	....	....	....	....	....	....	....	....	....
Bahamas, The	313	0.1	0.0	0.0	0.0	....	0.9	....	....	....	....	....	0.0
Barbados	316	....	....	....	....	....	0.0	....	....	....	....	....	....
Belize	339	1.1	....	0.1	0.0	....	....	0.0	0.0	0.0	....	....	....
Bermuda	319	0.0	....	0.0	....	0.0	....	13.5	....	13.5	0.0	....	....
Bolivia	218	....	....	....	....	....	....	0.2	0.0	....	0.0	....	....
Brazil	223	2.8	0.4	0.5	0.5	0.5	0.7	15.3	3.5	3.1	4.3	4.0	2.9
Chile	228	0.1	0.0	0.0	0.0	0.0	0.0	1.8	0.5	0.4	0.3	0.8	1.9
Colombia	233	0.2	0.1	0.0	....	0.0	0.1	1.5	0.3	0.3	0.5	0.6	0.3
Costa Rica	238	0.0	....	0.0	0.0	0.0	0.0	1.0	0.2	0.1	0.0	0.2	0.1

# Malta (181)

In Millions of U.S. Dollars

		Exports (FOB)						Imports (CIF)					
		2015	2015Q3	2015Q4	2016Q1	2016Q2	2016Q3	2015	2015Q3	2015Q4	2016Q1	2016Q2	2016Q3
Curacao	354	0.0	....	....	....	....	0.0	0.0	....	....	....	0.0	0.0
Dominica	321	0.0	....	....	....	....	....	....	....	....	....	....	....
Dominican Republic	243	1.3	0.4	0.3	0.3	0.5	0.6	0.0	0.0	0.0	0.0	0.0	....
Ecuador	248	0.1	....	0.0	....	....	....	1.9	0.4	0.3	0.5	0.7	0.5
Guatemala	258	0.0	0.0	0.0	0.0	0.0	0.0	0.0	....	....	....	....	....
Guyana	336	0.4	....	0.3	....	0.1	....	....	....	....	....	....	....
Haiti	263	1.1	0.8	....	....	....	0.0	....	....	....	....	....	....
Honduras	268	....	....	....	....	....	....	0.0	0.0	....	....	0.0	....
Jamaica	343	0.0	....	0.0	1.0	1.1	....	0.0	....	0.0	0.0	0.0	0.0
Mexico	273	16.9	4.3	3.3	3.8	4.7	4.3	1.0	0.3	0.3	0.5	0.3	0.4
Nicaragua	278	....	....	....	....	....	....	0.0	0.0	....	0.0	0.0	....
Panama	283	0.8	....	....	0.0	0.2	0.1	1.8	0.3	0.0	....	0.0	0.0
Paraguay	288	0.1	....	....	....	....	....	0.0	....	....	....	....	0.0
Peru	293	4.4	....	0.0	....	0.0	0.0	0.6	0.0	0.2	0.0	0.1	0.1
St. Kitts and Nevis	361	....	....	....	....	....	....	0.0	....	0.0	....	....	....
St. Vincent & Grens.	364	....	....	....	....	....	....	1.4	1.4	....	....	....	....
Suriname	366	0.1	....	....	....	....	....	0.0	0.0	0.0	0.0	0.3	0.0
Trinidad and Tobago	369	0.2	0.1	0.1	0.0	0.1	0.0	0.1	....	0.1	0.0	....	....
Uruguay	298	0.0	....	0.0	0.0	....	....	0.1	....	....	0.2	0.0	0.0
Venezuela, Rep. Bol.	299	24.0	2.3	20.9	....	....	0.0	0.0	0.0	0.0	0.0	0.0	0.0
Western Hem. n.s.	399	0.4	....	0.1	....	0.0	0.0	157.8	51.0	6.4	465.3	253.3	96.3
<b>Other Countries n.i.e</b>	910	....	....	....	....	....	....	<b>0.1</b>	<b>0.0</b>	<b>0.0</b>	....	....	....
Cuba	928	....	....	....	....	....	....	0.1	0.0	0.0	....	....	....
<b>Special Categories</b>	899	<b>187.6</b>	<b>23.0</b>	<b>17.0</b>	<b>9.9</b>	<b>18.8</b>	<b>22.3</b>	<b>0.0</b>	....	....	....	<b>0.0</b>	....
<b>Countries &amp; Areas n.s.</b>	898	<b>0.6</b>	....	<b>0.0</b>	....	<b>0.1</b>	<b>0.0</b>	<b>26.6</b>	<b>0.4</b>	<b>0.5</b>	<b>4.7</b>	<b>0.4</b>	<b>1.9</b>
<b>Memorandum Items</b>													
Africa	605	111.1	23.3	21.8	23.9	25.9	20.5	72.5	16.0	34.4	12.1	11.7	26.7
Middle East	405	211.5	31.9	41.8	48.5	43.0	30.5	65.4	30.3	11.1	36.4	31.5	27.1
European Union	998	1,098.1	289.1	269.7	278.0	269.8	302.1	3,780.8	976.7	830.8	718.8	856.1	977.6
Export earnings: fuel	080	253.6	36.4	64.7	49.8	44.3	29.3	144.4	46.9	24.2	40.0	33.6	19.6
Export earnings: nonfuel	092	2,319.8	526.4	591.8	666.2	675.7	835.4	5,644.0	1,391.8	1,159.0	1,665.6	1,706.9	1,464.4

# Marshall Islands, Republic of (867)

In Millions of U.S. Dollars

		Exports (FOB)						Imports (CIF)					
		2015	2015Q3	2015Q4	2016Q1	2016Q2	2016Q3	2015	2015Q3	2015Q4	2016Q1	2016Q2	2016Q3
IFS World		....	....	....	....	....	....	....	....	....	....	....	....
World	001	368.3	106.9	129.6	133.7	14.9	65.5	1,423.0	570.7	309.6	241.9	820.3	603.8
Advanced Economies	110	134.0	3.1	77.5	124.6	6.9	58.8	940.5	368.9	256.3	91.0	570.8	133.4
Euro Area	163	119.8	3.1	63.4	124.6	6.8	58.7	885.2	367.8	225.7	90.2	569.8	128.4
Austria	122	0.3 e	....	0.3 e	....	0.0 e	....	0.4 e	0.1 e	0.1 e	0.2 e	0.1 e	0.0 e
Belgium	124	0.0 e	....	....	....	0.0 e	....	0.0 e	0.0 e	....	....	0.0 e	0.0 e
Cyprus	423	26.9 e	....	....	....	....	....	....	....	....	....	....	0.0 e
Estonia	939	....	....	....	....	....	....	0.1 e	....	0.0 e	....	0.0 e	0.0 e
Finland	172	0.0 e	....	....	....	....	....	0.1 e	0.0 e	0.0 e	0.0 e	0.0 e	0.0 e
France	132	0.0 e	0.0 e	....	....	0.0 e	0.7 e	30.4 e	0.0 e	13.1 e	40.8 e	61.2 e	0.5 e
Germany	134	10.7 e	0.0 e	0.0 e	0.0 e	0.0 e	0.0 e	688.7 e	323.1 e	148.3 e	36.2 e	22.3 e	98.7 e
Greece	174	81.3 e	3.0 e	63.0 e	124.1 e	5.9 e	1.3 e	102.2 e	28.5 e	34.5 e	12.4 e	32.9 e	17.2 e
Ireland	178	0.1 e	0.0 e	....	....	....	0.0 e	0.0 e	0.0 e	....	0.0 e	....	....
Italy	136	....	....	....	....	....	0.0 e	34.0 e	14.5 e	3.6 e	0.1 e	452.2 e	10.6 e
Latvia	941	0.0 e	....	0.0 e	....	....	0.0 e	1.3 e	0.3 e	0.4 e	0.2 e	0.1 e	0.0 e
Lithuania	946	....	....	....	....	0.0 e	....	0.9 e	0.5 e	0.2 e	0.0 e	0.0 e	0.1 e
Malta	181	0.0 e	....	....	....	....	24.1 e	....	....	....	....	....	....
Netherlands	138	0.3 e	0.0 e	0.0 e	0.4 e	0.4 e	11.2 e	0.5 e	0.3 e	0.0 e	0.1 e	0.2 e	0.3 e
Portugal	182	0.0 e	0.0 e	0.0 e	0.0 e	0.0 e	0.0 e	0.8 e	0.3 e	0.1 e	0.1 e	0.1 e	0.1 e
Slovenia	961	....	....	....	....	....	....	0.0 e	....	0.0 e	....	0.0 e	0.0 e
Spain	184	0.2 e	0.0 e	0.1 e	0.0 e	0.4 e	21.4 e	25.9 e	0.1 e	25.3 e	0.1 e	0.5 e	0.8 e
Czech Republic	935	....	....	....	....	0.1 e	....	1.7 e	0.1 e	0.0 e	....	0.0 e	0.1 e
Denmark	128	14.1 e	....	14.1 e	....	0.0 e	....	51.0 e	0.7 e	29.7 e	0.7 e	0.7 e	4.9 e
Sweden	144	0.0 e	....	....	....	0.0 e	0.0 e	0.0 e	....	0.0 e	0.0 e	0.0 e	0.0 e
United Kingdom	112	0.1 e	0.1 e	0.0 e	0.0 e	0.0 e	0.1 e	2.7 e	0.3 e	0.8 e	0.1 e	0.3 e	0.0 e
Emerg. & Dev. Economies	200	234.3	103.7	52.1	9.2	7.9	6.7	482.5	201.9	53.3	150.9	249.5	470.3
Emerg. & Dev. Asia	505	0.3	0.1	0.1	0.0	0.1	0.2	3.3	0.8	0.8	0.8	0.7	1.0
Fiji	819	0.0 e	0.0 e	0.0 e	0.0 e	0.0 e	0.0 e	1.3 e	0.4 e	0.3 e	0.2 e	0.2 e	0.4 e
F.T. New Caledonia	839	0.0 e	0.0 e	0.0 e	0.0 e	0.0 e	0.0 e	....	....	....	....	....	....
Kiribati	826	0.1 e	0.0 e	0.0 e	0.0 e	0.0 e	0.0 e	1.4 e	0.2 e	0.5 e	0.3 e	0.4 e	0.6 e
Micronesia	868	0.2 e	0.0 e	0.1 e	0.0 e	0.1 e	0.2 e	0.5 e	0.2 e	0.0 e	0.3 e	0.1 e	0.0 e
Palau	565	0.0 e	0.0 e	0.0 e	0.0 e	0.0 e	0.0 e	0.0 e	0.0 e	0.0 e	0.0 e	0.0 e	0.0 e
Papua New Guinea	853	....	....	....	....	....	....	0.1 e	0.0 e	0.0 e	0.0 e	0.0 e	0.0 e
Tonga	866	....	....	....	....	....	....	0.0 e	0.0 e	0.0 e	0.0 e	0.0 e	0.0 e
Vanuatu	846	....	....	....	....	....	....	0.0 e	....	0.0 e	....	....	....
Europe	170	210.4	98.5	46.1	1.3	0.0	0.0	465.4	197.6	49.5	147.7	246.1	466.1
Emerg. & Dev. Europe	903	210.4	98.5	46.1	1.3	0.0	0.0	465.4	197.6	49.5	147.7	246.1	466.1
Albania	914	0.0 e	0.0 e	0.0 e	0.0 e	0.0 e	0.0 e	1.1 e	0.3 e	0.3 e	0.2 e	0.3 e	0.3 e
Bulgaria	918	0.0 e	0.0 e	....	....	....	....	1.8 e	0.4 e	0.3 e	0.1 e	0.0 e	0.0 e
Croatia	960	0.0 e	....	....	....	....	....	64.8 e	61.7 e	0.2 e	0.1 e	0.5 e	0.5 e
Faroe Islands	816	0.0 e	0.0 e	0.0 e	0.0 e	0.0 e	0.0 e	....	....	....	....	....	....
Macedonia, FYR	962	....	....	....	....	....	....	0.0 e	0.0 e	0.0 e	0.0 e	0.0 e	0.0 e
Poland	964	210.3 e	98.5 e	46.0 e	1.3 e	0.0 e	0.0 e	80.6 e	0.2 e	0.1 e	1.7 e	0.9 e	351.6 e
Romania	968	....	....	....	....	....	....	317.1 e	135.1 e	48.7 e	145.6 e	244.4 e	113.7 e
Serbia, Republic of	942	0.1 e	....	0.1 e	0.0 e	....	....	....	....	....	....	....	....
CIS	901	0.0	0.0	0.0	0.0	0.0	0.0	....	....	....	....	....	....
Kazakhstan	916	0.0 e	0.0 e	0.0 e	0.0 e	0.0 e	0.0 e	....	....	....	....	....	....
Mid East, N Africa, Pak	440	22.8	4.9	5.7	7.7	7.6	6.3	0.3	0.1	0.1	0.1	0.1	0.1
Afghanistan, I.R. of	512	22.7 e	4.9 e	5.6 e	7.6 e	7.6 e	6.3 e	....	....	....	....	....	....
Algeria	612	0.0 e	0.0 e	0.0 e	0.0 e	0.0 e	0.0 e	....	....	....	....	....	....
Bahrain, Kingdom of	419	0.0 e	0.0 e	0.0 e	0.0 e	0.0 e	0.0 e	0.3 e	0.1 e	0.1 e	0.1 e	0.1 e	0.1 e
Kuwait	443	0.0 e	0.0 e	0.0 e	0.0 e	0.0 e	0.0 e	....	....	....	....	....	....
Pakistan	564	0.0 e	0.0 e	0.0 e	0.0 e	0.0 e	0.0 e	....	....	....	....	....	....
Saudi Arabia	456	0.1 e	0.0 e	0.0 e	0.0 e	0.0 e	0.0 e	....	....	....	....	....	....
Tunisia	744	....	....	....	....	....	....	0.0 e	0.0 e	0.0 e	0.0 e	0.0 e	0.0 e
Sub-Saharan Africa	603	0.8	0.2	0.2	0.1	0.2	0.2	13.0	3.2	2.7	2.2	2.5	3.1
Angola	614	0.1 e	0.0 e	0.0 e	0.0 e	0.0 e	0.0 e	11.3 e	2.8 e	2.3 e	1.8 e	2.1 e	2.8 e
Côte d'Ivoire	662	0.0 e	0.0 e	0.0 e	0.0 e	0.0 e	0.0 e	0.4 e	0.1 e	0.1 e	0.1 e	0.1 e	0.1 e
Kenya	664	....	....	....	....	....	....	0.0 e	0.0 e	0.0 e	0.0 e	0.0 e	0.0 e
Mozambique	688	0.1 e	0.0 e	0.0 e	0.0 e	0.0 e	0.0 e	0.0 e	0.0 e	0.0 e	0.0 e	0.0 e	0.0 e

# Marshall Islands, Republic of (867)

In Millions of U.S. Dollars

		Exports (FOB)						Imports (CIF)					
		2015	2015Q3	2015Q4	2016Q1	2016Q2	2016Q3	2015	2015Q3	2015Q4	2016Q1	2016Q2	2016Q3
Namibia	728	0.1 e	0.0 e	0.0 e	0.0 e	0.0 e	0.0 e	1.3 e	0.3 e	0.3 e	0.3 e	0.3 e	0.2 e
Tanzania	738	0.4 e	0.1 e	0.1 e	0.1 e	0.1 e	0.1 e	....	....	....	....	....	....
Togo	742	....	....	....	....	....	....	0.0 e	0.0 e	0.0 e	0.0 e	0.0 e	0.0 e
<b>Western Hemisphere</b>	205	<b>0.1</b>	<b>0.0</b>	<b>0.0</b>	<b>0.0</b>	<b>0.0</b>	<b>0.0</b>	<b>0.6</b>	<b>0.1</b>	<b>0.1</b>	<b>0.1</b>	<b>0.1</b>	<b>0.1</b>
Antigua and Barbuda	311	0.0 e	0.0 e	0.0 e	0.0 e	0.0 e	0.0 e	....	....	....	....	....	....
Barbados	316	0.0 e	0.0 e	0.0 e	0.0 e	0.0 e	0.0 e	0.0 e	0.0 e	0.0 e	0.0 e	0.0 e	0.0 e
Costa Rica	238	0.1 e	0.0 e	0.0 e	0.0 e	0.0 e	0.0 e	....	....	....	....	....	....
Dominican Republic	243	....	....	....	....	....	....	0.0 e	0.0 e	0.0 e	0.0 e	0.0 e	0.0 e
Greenland	326	0.0 e	0.0 e	0.0 e	0.0 e	0.0 e	0.0 e	....	....	....	....	....	....
Montserrat	351	....	....	....	....	....	....	0.1 e	0.0 e	0.0 e	0.0 e	0.0 e	0.0 e
St. Lucia	362	....	....	....	....	....	....	0.2 e	0.0 e	0.0 e	0.0 e	0.0 e	0.0 e
Trinidad and Tobago	369	0.0 e	0.0 e	0.0 e	0.0 e	0.0 e	0.0 e	....	....	....	....	....	....
Uruguay	298	0.0 e	....	0.0 e	0.0 e	0.0 e	0.0 e	0.3 e	0.1 e	0.1 e	0.1 e	0.1 e	0.1 e
<b>Memorandum Items</b>													
Africa	605	0.8	0.2	0.2	0.1	0.2	0.2	13.0	3.2	2.7	2.2	2.5	3.1
Middle East	405	0.1	0.0	0.0	0.0	0.0	0.0	0.3	0.1	0.1	0.1	0.1	0.1
European Union	998	344.2	101.7	123.5	125.9	7.0	58.8	1,404.8	566.2	305.6	238.5	816.6	599.2
Export earnings: fuel	080	0.2	0.0	0.0	0.0	0.0	0.0	11.6	2.9	2.3	1.8	2.2	2.8
Export earnings: nonfuel	092	368.1	106.8	129.5	133.7	14.8	65.4	1,411.5	567.9	307.2	240.1	818.1	601.0

# Mauritania (682)

In Millions of U.S. Dollars

		Exports (FOB)						Imports (CIF)					
		2015	2015Q3	2015Q4	2016Q1	2016Q2	2016Q3	2015	2015Q3	2015Q4	2016Q1	2016Q2	2016Q3
IFS World		....	....	....	....	....	....	....	....	....	....	....	....
World	001	1,576.3	396.2	399.9	353.7	330.7	356.4	2,894.5	758.0	738.6	615.4	697.3	545.2
Advanced Economies	110	833.7	185.3	202.8	193.1	151.9	152.3	1,625.9	440.5	357.5	319.3	361.9	265.4
Euro Area	163	381.3	84.6	88.7	86.7	77.7	64.3	918.4	210.6	225.4	210.3	261.4	179.6
Austria	122	0.0 e	....	0.0 e	0.0 e	0.0 e	....	....	....	....	....	....	....
Belgium	124	0.0	....	0.0 r	0.0 r	....	0.0 r	188.9	44.5 r	41.5 r	53.1 r	63.0 r	38.4 r
Cyprus	423	0.3	....	....	0.3 r	0.1 r	....	0.2	0.1 r	0.1 r	0.1 r	....	0.0 r
Estonia	939	....	....	....	....	0.0 r	....	0.0	....	....	0.0 r	0.0 r	....
Finland	172	0.8	....	....	0.4 r	1.1 r	0.6 r	270.3	67.4 r	67.5 r	67.4 r	69.1 r	68.3 r
France	132	30.8	2.8 r	6.7 r	8.0 r	4.1 r	11.2 r	252.0	54.3 r	63.0 r	44.1 r	80.2 r	35.1 r
Germany	134	63.4	15.5 r	17.7 r	7.7 r	8.6 r	0.1 r	36.5	9.0 r	7.2 r	10.2 r	8.5 r	6.8 r
Greece	174	....	....	....	....	....	....	5.3	2.0 r	1.5 r	2.2 r	2.1 r	1.4 r
Ireland	178	0.0	0.0 r	0.0 r	0.0 r	0.0 r	0.0 r	0.2	0.0 r	0.0 r	0.0 r	0.0 r	0.1 r
Italy	136	77.8	22.0 r	15.0 r	17.5 r	9.4 r	7.9 r	7.3	1.5 r	1.9 r	1.8 r	1.4 r	2.7 r
Latvia	941	....	....	....	0.0 r	0.0 r	0.0 r	....	....	....	....	....	....
Lithuania	946	0.2	0.1 r	0.0 r	0.0 r	0.1 r	0.1 r	0.2	0.0 r	0.1 r	0.1 r	0.0 r	0.0 r
Luxembourg	137	0.0 e	....	....	....	....	....	1.4	0.1 r	0.1 r	0.0 r	0.0 r	0.0 r
Malta	181	0.1	0.0 r	....	....	0.0 r	....	0.0	0.0 r	....	....	0.0 r	....
Netherlands	138	16.0	0.5 r	3.3 r	3.5 r	4.7 r	2.8 r	20.6	5.3 r	5.6 r	5.6 r	2.9 r	2.8 r
Portugal	182	8.2	2.3 r	2.4 r	0.3 r	0.2 r	2.3 r	3.5	0.7 r	0.3 r	0.6 r	1.1 r	0.5 r
Slovak Republic	936	....	....	....	....	....	....	0.0	....	0.0 r	0.0 r	0.0 r	0.0 r
Slovenia	961	....	....	....	....	....	....	0.0	0.0 r	....	....	0.0 r	....
Spain	184	183.7	41.4 r	43.5 r	48.8 r	49.4 r	39.3 r	131.9	25.5 r	36.6 r	25.0 r	33.1 r	23.5 r
Australia	193	0.0	....	0.0 r	0.0 r	0.0 r	0.0 r	11.5	2.9 r	2.8 r	3.5 r	3.8 r	1.9 r
Canada	156	0.0	0.0 r	0.0 r	0.0 r	0.0 r	0.0 r	3.6	0.7 r	1.1 r	0.4 r	1.6 r	2.9 r
China,P.R.: Hong Kong	532	0.1	0.0 r	0.0 r	0.0 r	0.0 r	0.0 r	3.1	1.4 r	0.6 r	0.2 r	0.1 r	0.6 r
Czech Republic	935	....	....	....	....	....	....	0.0	0.0 r	0.0 r	0.0 r	0.0 r	0.0 r
Denmark	128	7.9	0.0 r	4.7 r	1.6 r	3.2 r	4.8 r	2.4	0.9 r	0.8 r	1.6 r	0.8 r	0.6 r
Iceland	176	....	....	....	....	....	....	0.1	0.0 r	0.1 r	....	0.0 r	0.0 r
Israel	436	....	....	....	....	....	....	0.0	0.0 r	0.0 r	0.0 r	0.0 r	0.0 r
Japan	158	124.0	30.7 r	35.9 r	15.9 r	20.4 r	26.9 r	28.3	7.3 r	1.9 r	3.1 r	9.6 r	3.7 r
Korea, Republic of	542	32.7	7.8 r	9.7 r	7.9 r	6.0 r	5.9 r	1.0	0.3 r	0.2 r	0.2 r	0.2 r	0.2 r
New Zealand	196	0.0 e	0.0 e	0.0 e	0.0 e	0.0 e	0.0 e	....	....	....	....	1.8 r	0.0 r
Norway	142	6.3	0.1 r	1.9 r	1.8 r	2.9 r	1.8 r	2.0	0.1 r	0.7 r	1.4 r	1.9 r	4.4 r
Singapore	576	....	....	....	....	....	....	14.2	3.6 r	4.0 r	3.2 r	3.1 r	4.8 r
Sweden	144	0.0	0.0 r	....	....	....	....	2.6	0.5 r	0.2 r	2.6 r	4.7 r	11.2 r
Switzerland	146	273.7	60.1 r	60.1 r	77.7 r	40.0 r	46.0 r	5.1	0.8 r	1.1 r	0.8 r	1.3 r	1.1 r
Taiwan Prov.of China	528	7.0 e	2.0 e	1.5 e	1.2 e	1.3 e	2.1 e	1.6 e	0.2 e	0.4 e	0.1 e	0.7 e	0.3 e
United Kingdom	112	0.7	0.1 r	0.2 r	0.2 r	0.1 r	0.1 r	48.6	14.2 r	12.4 r	10.5 r	8.2 r	8.0 r
United States	111	0.0	0.0 r	0.0 r	0.0 r	0.3 r	0.3 r	583.4	196.9 r	105.8 r	81.4 r	62.8 r	46.1 r
<b>Emerg. &amp; Dev. Economies</b>	<b>200</b>	<b>742.6</b>	<b>210.9</b>	<b>197.0</b>	<b>160.6</b>	<b>178.8</b>	<b>204.1</b>	<b>1,267.4</b>	<b>317.2</b>	<b>380.8</b>	<b>295.9</b>	<b>335.1</b>	<b>279.6</b>
<b>Emerg. &amp; Dev. Asia</b>	<b>505</b>	<b>486.9</b>	<b>138.3</b>	<b>130.7</b>	<b>106.3</b>	<b>114.0</b>	<b>137.7</b>	<b>301.1</b>	<b>76.3</b>	<b>106.2</b>	<b>82.2</b>	<b>100.4</b>	<b>72.6</b>
American Samoa	859	....	....	....	....	....	....	0.0	0.0 r	0.0 r	0.0 r	0.0 r	0.0 r
Bangladesh	513	0.0	0.0 r	0.0 r	0.0 r	0.0 r	0.0 r	0.3	0.1 r	0.1 r	0.1 r	0.1 r	0.1 r
Bhutan	514	....	....	....	....	....	....	0.0	0.0 r	0.0 r	0.0 r	0.0 r	0.0 r
Brunei Darussalam	516	0.2	0.0 r	0.0 r	0.0 r	0.0 r	0.0 r	....	....	....	....	....	....
Cambodia	522	....	....	....	....	....	....	0.4	0.1 r	0.1 r	0.1 r	0.1 r	0.1 r
China,P.R.: Mainland	924	469.0	134.0 r	127.4 r	103.1 r	111.7 r	134.4 r	244.5	64.0 r	87.8 r	66.4 r	84.4 r	62.0 r
F.T. French Polynesia	887	0.0 e	0.0 e	0.0 e	0.0 e	0.0 e	0.0 e	....	....	....	....	....	....
F.T. New Caledonia	839	0.0 e	0.0 e	0.0 e	0.0 e	0.0 e	0.0 e	....	....	....	....	....	....
India	534	8.3	1.3 r	1.4 r	1.4 r	0.6 r	1.3 r	19.9	4.4 r	5.9 r	4.8 r	6.2 r	4.6 r
Indonesia	536	1.0	0.3 r	0.1 r	....	....	....	11.8	2.9 r	3.6 r	3.3 r	3.2 r	2.3 r
Malaysia	548	....	....	....	....	....	....	14.4	3.4 r	7.1 r	3.8 r	3.1 r	1.4 r
Mongolia	948	0.0 e	0.0 e	0.0 e	0.0 e	0.0 e	0.0 e	0.0	0.0 r	0.0 r	0.0 r	0.0 r	0.0 r
Myanmar	518	....	....	....	....	....	....	0.0	0.0 r	0.0 r	0.0 r	0.0 r	0.0 r
Nepal	558	0.1 e	0.0 e	0.0 e	0.0 e	0.0 e	0.0 e	0.1	0.0 r	0.0 r	0.0 r	0.0 r	0.0 r
Philippines	566	....	....	....	....	....	....	0.0	....	0.0 r	....	....	....
Sri Lanka	524	....	....	....	....	0.0 e	....	0.2	0.1 r	0.0 r	0.0 r	0.0 r	0.0 r
Thailand	578	1.5	0.9 r	0.0 r	0.3 r	0.1 r	0.2 r	8.0	0.9 r	1.2 r	3.3 r	2.8 r	1.8 r
Timor-Leste	537	0.0	0.0 r	0.0 r	0.0 r	0.0 r	0.0 r	....	....	....	....	....	....



# Mauritania (682)

In Millions of U.S. Dollars

		Exports (FOB)						Imports (CIF)					
		2015	2015Q3	2015Q4	2016Q1	2016Q2	2016Q3	2015	2015Q3	2015Q4	2016Q1	2016Q2	2016Q3
Tuvalu	869	....	....	....	....	....	....	0.0	0.0 r	0.0 r	0.0 r	0.0 r	0.0 r
Vanuatu	846	0.0 e	0.0 e	0.0 e	0.0 e	0.0 e	0.0 e	0.0	0.0 r	0.0 r	0.0 r	0.0 r	0.0 r
Vietnam	582	6.8	1.7 r	1.7 r	1.4 r	1.6 r	1.7 r	1.2	0.3 r	0.4 r	0.3 r	0.3 r	0.3 r
Asia n.s.	598	....	....	....	....	....	....	0.3	0.1 r	0.1 r	0.1 r	0.1 r	0.1 r
<b>Europe</b>	170	<b>67.8</b>	<b>25.4</b>	<b>18.0</b>	<b>13.6</b>	<b>17.1</b>	<b>19.2</b>	<b>129.8</b>	<b>32.3</b>	<b>32.3</b>	<b>20.5</b>	<b>17.5</b>	<b>34.6</b>
<b>Emerg. &amp; Dev. Europe</b>	903	<b>9.2</b>	<b>3.3</b>	<b>1.7</b>	<b>1.8</b>	<b>1.7</b>	<b>2.5</b>	<b>90.8</b>	<b>20.0</b>	<b>22.4</b>	<b>17.0</b>	<b>14.7</b>	<b>11.2</b>
Albania	914	0.0	0.0 r	0.0 r	0.0 r	0.0 r	0.0 r	0.2	0.1 r	0.1 r	0.1 r	0.1 r	0.0 r
Bulgaria	918	0.0	....	....	....	0.0 r	0.0 r	0.0	....	0.0 r	0.0 r	0.0 r	0.0 r
Croatia	960	....	....	....	....	0.0 r	....	0.1	....	....	....	....	....
Faroe Islands	816	0.0 e	0.0 e	0.0 e	0.0 e	0.0 e	0.0 e	....	....	....	....	....	....
Hungary	944	0.0 e	....	0.0 e	....	....	....	0.0	0.0 r	0.0 r	0.0 r	0.0 r	0.0 r
Macedonia, FYR	962	0.0 e	0.0 e	0.0 e	0.0 e	0.0 e	0.0 e	....	....	....	....	....	....
Montenegro	943	0.0 e	0.0 e	0.0 e	0.0 e	0.0 e	0.0 e	....	....	....	....	....	....
Poland	964	....	....	....	....	....	....	11.5	0.6 r	4.2 r	0.7 r	1.1 r	0.7 r
Romania	968	....	....	....	....	....	....	6.1	5.8 r	0.0 r	1.4 r	0.2 r	0.2 r
Serbia, Republic of	942	0.0 e	0.0 e	0.0 e	0.0 e	0.0 e	0.0 e	0.0	0.0 r	0.0 r	0.0 r	0.1 r	0.1 r
Turkey	186	9.1	3.3 r	1.7 r	1.8 r	1.6 r	2.4 r	72.8	13.5 r	18.1 r	14.8 r	13.2 r	10.2 r
<b>CIS</b>	901	<b>58.6</b>	<b>22.0</b>	<b>16.3</b>	<b>11.9</b>	<b>15.4</b>	<b>16.8</b>	<b>36.2</b>	<b>11.6</b>	<b>9.0</b>	<b>2.8</b>	<b>2.0</b>	<b>22.8</b>
Armenia	911	....	....	....	....	....	....	0.0	0.0 r	0.0 r	0.0 r	0.0 r	0.0 r
Azerbaijan, Rep. of	912	....	....	....	....	....	....	0.1	0.0 r	0.0 r	0.0 r	0.0 r	0.0 r
Belarus	913	....	....	....	....	....	....	0.0	....	....	0.0 r	....	....
Georgia	915	....	....	....	....	....	....	0.0	0.0 r	0.0 r	0.0 r	0.0 r	0.0 r
Kazakhstan	916	....	....	....	....	....	....	0.0 e	0.0 e	0.0 e	0.0 e	0.0 e	0.0 e
Russian Federation	922	56.0	21.7 r	15.9 r	10.7 r	14.8 r	16.0 r	29.9	8.1 r	7.7 r	2.6 r	1.6 r	20.0 r
Tajikistan	923	0.1 e	0.0 e	0.0 e	0.0 e	0.0 e	0.0 e	0.0 e	0.0 e	0.0 e	0.0 e	0.0 e	0.0 e
Ukraine	926	2.5	0.3 r	0.4 r	1.1 r	0.6 r	0.7 r	6.1	3.5 r	1.3 r	0.2 r	0.3 r	2.8 r
Uzbekistan	927	....	....	....	....	....	....	0.0	0.0 r	0.0 r	0.0 r	0.0 r	0.0 r
Europe n.s.	884	....	....	....	....	....	....	2.9	0.7 r	0.8 r	0.7 r	0.8 r	0.6 r
<b>Mid East, N Africa, Pak</b>	440	<b>51.5</b>	<b>13.0</b>	<b>13.1</b>	<b>11.0</b>	<b>12.0</b>	<b>12.9</b>	<b>682.0</b>	<b>171.8</b>	<b>193.2</b>	<b>155.3</b>	<b>182.4</b>	<b>136.7</b>
Afghanistan, I.R. of	512	....	....	....	....	....	....	0.0	0.0 r	0.0 r	0.0 r	0.0 r	0.0 r
Algeria	612	0.0	0.0 r	0.0 r	0.0 r	0.0 r	0.0 r	1.9	0.5 r	0.5 r	0.5 r	0.5 r	0.4 r
Bahrain, Kingdom of	419	0.1 e	0.0 e	0.0 e	0.0 e	0.0 e	0.0 e	0.3	0.1 r	0.1 r	0.1 r	0.1 r	0.1 r
Djibouti	611	1.5 e	0.4 e	0.4 e	0.4 e	0.5 e	0.4 e	1.2	0.3 r	0.3 r	0.3 r	0.3 r	0.2 r
Egypt	469	0.6	0.2 r	0.3 r	0.2 r	0.2 r	0.2 r	8.1	1.7 r	2.3 r	1.0 r	1.1 r	0.8 r
Iran, I.R. of	429	0.0	0.0 r	0.0 r	0.0 r	0.0 r	0.0 r	0.0	0.0 r	0.0 r	0.0 r	0.0 r	0.0 r
Jordan	439	....	....	....	....	....	....	0.3	0.1 r	0.1 r	0.2 r	0.1 r	0.0 r
Kuwait	443	0.0 e	0.0 e	0.0 e	0.0 e	0.0 e	0.0 e	0.1	0.0 r	0.0 r	0.0 r	0.0 r	0.0 r
Lebanon	446	1.0	0.2 r	0.3 r	0.2 r	0.2 r	0.2 r	0.2	0.0 r	0.1 r	0.0 r	0.0 r	0.0 r
Libya	672	....	....	....	....	....	....	0.3	0.1 r	0.1 r	0.1 r	0.1 r	0.1 r
Morocco	686	0.6	0.1 r	0.0 r	0.0 r	0.0 r	0.0 r	111.5	26.5 r	27.5 r	18.5 r	21.8 r	16.1 r
Oman	449	....	....	....	....	....	....	0.2	0.0 r	0.0 r	0.0 r	0.0 r	0.0 r
Pakistan	564	6.0	1.5 r	1.5 r	1.5 r	1.5 r	1.5 r	27.6	6.9 r	7.0 r	6.9 r	7.0 r	6.9 r
Qatar	453	0.0	0.0 r	0.0 r	0.0 r	0.0 r	0.0 r	0.3	0.1 r	0.1 r	0.1 r	0.1 r	0.1 r
Saudi Arabia	456	1.3	0.3 r	0.3 r	0.3 r	0.3 r	0.3 r	6.9	1.8 r	2.3 r	1.9 r	2.4 r	1.8 r
Syrian Arab Republic	463	....	....	....	....	....	....	0.1	0.0 r	0.0 r	0.0 r	0.0 r	0.0 r
Tunisia	744	0.7	0.2 r	0.2 r	0.1 r	0.1 r	0.1 r	10.4	2.7 r	3.1 r	2.6 r	3.1 r	2.3 r
United Arab Emirates	466	39.4	9.9 r	10.1 r	8.4 r	9.2 r	10.0 r	512.3	130.8 r	149.6 r	123.2 r	145.7 r	107.8 r
West Bank and Gaza	487	0.0 e	0.0 e	0.0 e	0.0 e	0.0 e	0.0 e	0.1 e	0.0 e	0.0 e	0.0 e	0.0 e	0.0 e
Yemen, Republic of	474	....	....	....	....	....	....	0.2	0.0 r	0.0 r	0.0 r	0.0 r	0.0 r
<b>Sub-Saharan Africa</b>	603	<b>136.1</b>	<b>34.2</b>	<b>35.1</b>	<b>29.6</b>	<b>35.5</b>	<b>34.3</b>	<b>59.2</b>	<b>13.5</b>	<b>19.6</b>	<b>14.0</b>	<b>16.4</b>	<b>12.8</b>
Angola	614	1.4	0.4 r	0.4 r	0.3 r	0.3 r	0.4 r	0.5	0.1 r	0.1 r	0.1 r	0.1 r	0.1 r
Benin	638	9.8	2.5 r	2.5 r	2.1 r	2.3 r	2.5 r	0.0	0.0 r	0.0 r	0.0 r	0.0 r	0.0 r
Botswana	616	0.0 e	0.0 e	0.0 e	0.0 e	0.0 e	0.0 e	0.0	0.0 r	0.0 r	0.0 r	0.0 r	0.0 r
Burkina Faso	748	....	....	....	....	....	....	0.1	0.0 r	0.0 r	0.0 r	0.0 r	0.0 r
Burundi	618	....	....	....	....	....	....	0.0	0.0 r	0.0 r	0.0 r	0.0 r	0.0 r
Cabo Verde	624	0.7	0.2 r	0.2 r	0.2 r	0.2 r	0.2 r	0.0	0.0 r	0.0 r	0.0 r	0.0 r	0.0 r
Cameroon	622	3.1	0.8 r	0.8 r	0.7 r	0.7 r	0.8 r	0.1	0.0 r	0.0 r	0.0 r	0.0 r	0.0 r
Central African Rep.	626	....	....	....	....	....	....	0.0	0.0 r	0.0 r	0.0 r	0.0 r	0.0 r
Chad	628	....	....	....	....	....	....	0.0	0.0 r	0.0 r	0.0 r	0.0 r	0.0 r
Congo, Dem. Rep. of	636	3.1	0.8 r	0.8 r	0.7 r	0.7 r	0.8 r	....	....	....	....	....	....

# Mauritania (682)

In Millions of U.S. Dollars

		Exports (FOB)						Imports (CIF)					
		2015	2015Q3	2015Q4	2016Q1	2016Q2	2016Q3	2015	2015Q3	2015Q4	2016Q1	2016Q2	2016Q3
Congo, Republic of	634	0.1	0.0 r	0.0 r	0.0 r	0.0 r	0.0 r	0.4	0.1 r	0.1 r	0.1 r	0.1 r	0.1 r
Côte d'Ivoire	662	70.9	17.9 r	18.1 r	15.0 r	16.5 r	18.0 r	2.4	0.6 r	0.7 r	0.6 r	0.7 r	0.5 r
Equatorial Guinea	642	....	....	....	....	....	....	0.7	0.2 r	0.2 r	0.2 r	0.2 r	0.1 r
Eritrea	643	....	....	....	....	....	....	0.0	0.0 r	0.0 r	0.0 r	0.0 r	0.0 r
Ethiopia	644	....	....	....	....	....	....	0.0	0.0 r	0.0 r	0.0 r	0.0 r	0.0 r
Gabon	646	....	....	....	....	....	....	0.0	0.0 r	0.0 r	0.0 r	0.0 r	0.0 r
Gambia, The	648	....	....	....	....	....	....	0.3	0.1 r	0.1 r	0.1 r	0.1 r	0.1 r
Ghana	652	4.9	1.2 r	1.3 r	1.0 r	1.1 r	1.3 r	1.0	0.3 r	0.3 r	0.2 r	0.3 r	0.2 r
Guinea	656	0.3	0.1 r	0.1 r	0.1 r	0.1 r	0.1 r	0.1	0.0 r	0.0 r	0.0 r	0.0 r	0.0 r
Guinea-Bissau	654	....	....	....	....	....	....	0.0	0.0 r	0.0 r	0.0 r	0.0 r	0.0 r
Kenya	664	....	....	....	....	....	....	0.3	0.1 r	0.1 r	0.1 r	0.1 r	0.1 r
Liberia	668	0.9	0.2 r	0.2 r	0.2 r	0.2 r	0.2 r	....	....	....	....	....	....
Madagascar	674	0.0 e	0.0 e	0.0 e	0.0 e	0.0 e	0.0 e	....	....	....	....	....	....
Malawi	676	0.0 e	0.0 e	0.0 e	0.0 e	0.0 e	0.0 e	0.0	0.0 r	0.0 r	0.0 r	0.0 r	0.0 r
Mali	678	3.2	0.8 r	0.8 r	0.7 r	0.8 r	0.8 r	0.6	0.1 r	0.2 r	0.1 r	0.2 r	0.1 r
Mauritius	684	0.5 e	0.1 e	0.4 e	0.0 e	0.0 e	0.0 e	0.0	....	0.0 r	0.0 r	0.0 r	0.0 r
Mozambique	688	0.0	0.0 r	0.0 r	0.0 r	0.0 r	0.0 r	....	....	....	....	....	....
Namibia	728	....	....	....	....	....	....	0.2	0.0 r	0.0 r	0.0 r	0.0 r	0.0 r
Niger	692	....	....	....	....	....	....	0.0	0.0 r	0.0 r	0.0 r	0.0 r	0.0 r
Nigeria	694	32.9	8.3 r	8.4 r	7.0 r	7.7 r	8.3 r	0.0	0.0 r	0.0 r	0.0 r	0.0 r	0.0 r
Senegal	722	2.2	0.6 r	0.5 r	0.4 r	0.4 r	0.5 r	21.6	3.8 r	9.0 r	4.3 r	5.1 r	3.8 r
Sierra Leone	724	....	....	....	....	....	....	0.0	0.0 r	0.0 r	0.0 r	0.0 r	0.0 r
South Africa	199	0.0	0.0 r	0.0 r	0.4 r	4.1 r	0.0 r	9.2	2.5 r	2.3 r	2.9 r	3.2 r	3.0 r
Swaziland	734	....	....	....	....	....	....	21.2	5.4 r	6.2 r	5.1 r	6.0 r	4.5 r
Tanzania	738	....	....	....	....	....	....	0.0	0.0 r	0.0 r	0.0 r	0.0 r	0.0 r
Togo	742	1.6	0.4 r	0.4 r	0.4 r	0.4 r	0.4 r	0.2	0.0 r	0.0 r	0.0 r	0.0 r	0.0 r
Uganda	746	....	....	....	....	....	....	0.1	0.0 r	0.0 r	0.0 r	0.0 r	0.0 r
Zambia	754	0.3 e	....	0.2 e	0.6 e	0.0 e	0.0 e	0.0	....	....	....	0.0 r	0.0 r
Zimbabwe	698	0.0	0.0 r	0.0 r	0.0 r	0.0 r	0.0 r	0.0	0.0 r	0.0 r	0.0 r	0.0 r	0.0 r
Africa n.s.	799	....	....	....	....	....	....	0.1	0.0 r	0.0 r	0.0 r	0.0 r	0.0 r
<b>Western Hemisphere</b>	<b>205</b>	<b>0.3</b>	<b>0.1</b>	<b>0.1</b>	<b>0.1</b>	<b>0.1</b>	<b>0.1</b>	<b>95.3</b>	<b>23.3</b>	<b>29.4</b>	<b>23.8</b>	<b>18.4</b>	<b>22.8</b>
Antigua and Barbuda	311	....	....	....	....	....	....	0.0	0.0 r	0.0 r	0.0 r	0.0 r	0.0 r
Argentina	213	....	....	....	....	....	....	0.9	0.2 r	0.2 r	0.2 r	0.2 r	0.2 r
Barbados	316	0.0 e	0.0 e	0.0 e	0.0 e	0.0 e	0.0 e	....	....	....	....	....	....
Belize	339	....	....	....	....	....	....	5.6	1.4 r	1.6 r	1.3 r	1.6 r	1.2 r
Bermuda	319	0.0	0.0 r	0.0 r	0.0 r	0.0 r	0.0 r	0.0	0.0 r	0.0 r	0.0 r	0.0 r	0.0 r
Bolivia	218	0.0 e	....	0.0 e	0.0 e	....	....	....	....	....	....	....	....
Brazil	223	....	....	....	....	....	....	43.3	10.2 r	16.0 r	10.8 r	5.0 r	10.0 r
Chile	228	....	....	....	....	....	....	0.1	0.0 r	0.0 r	0.0 r	0.0 r	0.0 r
Colombia	233	....	....	....	....	....	....	0.0	0.0 r	0.0 r	....	....	....
Costa Rica	238	0.0	0.0 r	0.0 r	0.0 r	0.0 r	0.0 r	0.0	0.0 r	0.0 r	0.0 r	0.0 r	0.0 r
Dominican Republic	243	0.0	0.0 r	0.0 r	0.0 r	0.0 r	0.0 r	....	....	....	....	....	....
El Salvador	253	....	....	....	....	....	....	0.0	0.0 r	0.0 r	0.0 r	0.0 r	0.0 r
Grenada	328	0.0 e	0.0 e	0.0 e	0.0 e	0.0 e	0.0 e	....	....	....	....	....	....
Guatemala	258	....	....	....	....	....	....	0.0	0.0 r	0.0 r	0.0 r	0.0 r	0.0 r
Haiti	263	....	....	....	....	....	....	0.0	0.0 r	0.0 r	0.0 r	0.0 r	0.0 r
Honduras	268	0.0	0.0 r	0.0 r	0.0 r	0.0 r	0.0 r	0.0	0.0 r	0.0 r	0.0 r	0.0 r	0.0 r
Jamaica	343	....	....	....	....	....	....	0.0	0.0 r	0.0 r	0.0 r	0.0 r	0.0 r
Mexico	273	....	....	....	....	....	....	0.7	0.2 r	0.2 r	0.2 r	0.2 r	0.2 r
Montserrat	351	....	....	....	....	....	....	0.0	0.0 r	0.0 r	0.0 r	0.0 r	0.0 r
Panama	283	0.3	0.1 r	0.1 r	0.1 r	0.1 r	0.1 r	42.6	10.7 r	10.7 r	10.7 r	10.7 r	10.7 r
Paraguay	288	....	....	....	....	....	....	0.0	0.0 r	0.0 r	0.0 r	0.0 r	0.0 r
Peru	293	0.0	0.0 r	0.0 r	0.0 r	0.0 r	0.0 r	1.3	0.3 r	0.4 r	0.3 r	0.4 r	0.3 r
Suriname	366	....	....	....	....	....	....	0.0	0.0 r	0.0 r	0.0 r	0.0 r	0.0 r
Trinidad and Tobago	369	....	....	....	....	....	....	0.0	0.0 r	0.0 r	0.0 r	0.0 r	0.0 r
Uruguay	298	....	....	....	....	....	....	0.7	0.2 r	0.3 r	0.2 r	0.3 r	0.2 r
Venezuela, Rep. Bol.	299	....	....	....	....	....	....	0.0	0.0 r	0.0 r	0.0 r	0.0 r	0.0 r
Western Hem. n.s.	399	....	....	....	....	....	....	0.0	0.0 r	0.0 r	0.0 r	0.0 r	0.0 r
<b>Other Countries n.i.e</b>	<b>910</b>	<b>0.0</b>	<b>0.0</b>	<b>0.0</b>	<b>0.0</b>	<b>0.0</b>	<b>0.0</b>	<b>1.2</b>	<b>0.3</b>	<b>0.3</b>	<b>0.3</b>	<b>0.3</b>	<b>0.2</b>
Korea, Dem. People's Rep.	954	0.0	0.0 r	0.0 r	0.0 r	0.0 r	0.0 r	1.2	0.3 r	0.3 r	0.3 r	0.3 r	0.2 r

# Mauritania (682)

In Millions of U.S. Dollars

		Exports (FOB)						Imports (CIF)					
		2015	2015Q3	2015Q4	2016Q1	2016Q2	2016Q3	2015	2015Q3	2015Q4	2016Q1	2016Q2	2016Q3
<b>Memorandum Items</b>													
Africa	605	139.1	34.9	35.8	30.1	36.1	34.9	184.1	43.5	51.0	35.8	42.2	31.9
Middle East	405	42.5	10.7	11.0	9.0	9.9	10.8	529.4	134.9	154.8	126.6	149.7	110.8
European Union	998	389.9	84.6	93.7	88.5	81.1	69.3	989.7	232.6	243.0	227.1	276.5	200.4
Export earnings: fuel	080	131.5	40.7	35.2	26.7	32.4	35.2	554.0	141.9	161.0	128.8	151.1	130.6
Export earnings: nonfuel	092	1,444.8	355.5	364.7	327.0	298.3	321.2	2,340.5	616.1	577.6	486.6	546.2	414.6

# Mauritius (684)

In Millions of U.S. Dollars

		Exports (FOB)						Imports (CIF)					
		2015	2015Q3	2015Q4	2016Q1	2016Q2	2016Q3	2015	2015Q3	2015Q4	2016Q1	2016Q2	2016Q3
IFS World		2,685.0	679.3	627.8	....	....	....	4,791.9	1,186.6	1,235.9	....	....	....
World	001	2,403.2	616.5	555.2	521.9	510.2	545.2	4,691.0	1,147.0	1,192.0	965.6	1,263.2	1,138.8
Advanced Economies	110	1,451.4	370.4	361.1	340.2	332.5	355.4	1,602.9	418.3	428.2	337.9	442.1	398.5
Euro Area	163	701.1	165.3	184.6	165.4	161.7	172.8	801.1	209.1	215.8	172.1	225.1	202.9
Austria	122	5.5	1.0	2.3	2.3 r	2.2 r	2.4 r	9.0	1.4	2.5	2.9 r	3.8 r	3.4 r
Belgium	124	46.0	11.2	11.0	10.1 r	9.9 r	10.5 r	34.2	8.8	9.5	6.9 r	9.0 r	8.1 r
Cyprus	423	0.0	0.0	0.0	0.0 r	0.0 r	0.0 r	1.4	0.3	0.5	0.4 r	0.6 r	0.5 r
Estonia	939	0.0	....	....	....	....	....	0.3	0.0	0.1	0.1 r	0.2 r	0.2 r
Finland	172	8.2	1.8	2.2	1.0 r	1.0 r	1.1 r	2.7	0.8	0.5	0.5 r	0.6 r	0.6 r
France	132	284.8	67.1	80.5	72.7 r	71.1 r	75.9 r	334.5	87.5	89.0	70.0 r	91.5 r	82.5 r
Germany	134	26.9	7.0	5.6	5.9 r	5.8 r	6.2 r	110.1	27.5	28.5	21.0 r	27.4 r	24.7 r
Greece	174	14.7	3.3	4.6	7.1 r	6.9 r	7.4 r	2.2	0.5	0.8	0.5 r	0.6 r	0.6 r
Ireland	178	2.2	0.6	0.6	0.7 r	0.7 r	0.8 r	13.3	2.8	4.0	3.5 r	4.6 r	4.1 r
Italy	136	129.7	27.1	41.9	30.8 r	30.1 r	32.2 r	100.7	22.8	31.0	28.6 r	37.4 r	33.7 r
Latvia	941	0.2	0.0	0.0	....	....	....	0.4	0.1	0.1	0.2 r	0.3 r	0.3 r
Lithuania	946	0.0	....	0.0	0.0 r	0.0 r	0.0 r	3.6	1.4	0.9	1.1 r	1.4 r	1.3 r
Luxembourg	137	0.1	0.0	0.0	....	....	....	4.4	0.2	2.8	6.4 r	8.4 r	7.6 r
Malta	181	3.2	0.7	0.2	0.3 r	0.3 r	0.4 r	0.3	0.1	0.1	0.1 r	0.1 r	0.1 r
Netherlands	138	63.1	16.6	13.1	11.2 r	11.0 r	11.7 r	24.8	4.9	7.0	5.7 r	7.4 r	6.7 r
Portugal	182	11.4	2.2	3.7	1.6 r	1.6 r	1.7 r	12.1	3.4	2.6	1.4 r	1.9 r	1.7 r
Slovak Republic	936	0.1	0.1	0.0	0.0 r	0.0 r	0.0 r	1.4	0.4	0.3	0.2 r	0.3 r	0.3 r
Slovenia	961	0.2	....	....	....	....	....	2.1	0.4	1.3	0.7 r	0.9 r	0.9 r
Spain	184	104.8	26.5	18.7	21.6 r	21.1 r	22.6 r	143.5	45.6	34.3	21.8 r	28.5 r	25.7 r
Australia	193	14.5	4.3	3.3	5.0 r	4.9 r	5.2 r	118.8	34.4	33.9	14.9 r	19.4 r	17.5 r
Canada	156	9.7	2.0	2.8	2.7 r	2.6 r	2.8 r	37.6	9.0	8.1	5.1 r	6.6 r	6.0 r
China,P.R.: Hong Kong	532	8.6	2.1	3.6	3.8 r	3.7 r	4.0 r	21.4	4.3	8.0	6.9 r	9.0 r	8.1 r
China,P.R.: Macao	546	0.0	0.0	0.0	....	....	....	0.0	0.0	0.0	....	....	....
Czech Republic	935	4.4	0.6	1.1	2.4 r	2.3 r	2.5 r	10.0	2.7	2.7	1.7 r	2.2 r	2.0 r
Denmark	128	5.5	1.4	1.5	2.2 r	2.1 r	2.3 r	9.9	2.6	2.8	2.0 r	2.6 r	2.3 r
Iceland	176	....	....	....	....	....	....	0.1	0.0	0.0	0.0 r	0.0 r	0.0 r
Israel	436	1.4	0.4	0.1	0.3 r	0.3 r	0.3 r	4.9	1.1	1.5	1.4 r	1.8 r	1.6 r
Japan	158	26.9	8.1	5.2	3.2 r	3.1 r	3.3 r	113.8	30.3	31.4	26.6 r	34.8 r	31.4 r
Korea, Republic of	542	5.6	1.5	1.3	0.7 r	0.7 r	0.7 r	54.2	13.7	11.4	8.7 r	11.4 r	10.3 r
New Zealand	196	1.2	0.5	0.1	0.2 r	0.2 r	0.2 r	65.6	15.6	16.0	13.4 r	17.5 r	15.8 r
Norway	142	2.7	0.4	0.0	0.0 r	0.0 r	0.0 r	5.2	1.7	0.9	0.4 r	0.6 r	0.5 r
Singapore	576	32.0	10.8	10.6	9.1 r	8.9 r	9.5 r	28.9	6.2	6.3	5.4 r	7.1 r	6.4 r
Sweden	144	5.8	1.6	1.0	1.6 r	1.6 r	1.7 r	7.1	1.8	2.2	2.0 r	2.7 r	2.4 r
Switzerland	146	27.6	6.4	6.7	5.7 r	5.5 r	5.9 r	35.3	9.3	9.6	9.9 r	13.0 r	11.7 r
Taiwan Prov.of China	528	29.9	11.3	8.1	10.3 r	10.1 r	10.7 r	106.2	31.0	26.6	27.9 r	36.5 r	32.9 r
United Kingdom	112	318.2	82.6	68.9	62.6 r	61.1 r	65.3 r	101.3	26.7	28.2	18.5 r	24.2 r	21.8 r
United States	111	256.2	71.0	62.2	65.1 r	63.6 r	68.0 r	81.4	18.8	22.6	21.1 r	27.6 r	24.8 r
Emerg. & Dev. Economies	200	951.8	246.0	194.2	181.7	177.6	189.8	3,088.0	728.6	763.7	627.6	821.1	740.2
Emerg. & Dev. Asia	505	165.1	41.5	42.9	41.5	40.6	43.3	2,185.5	491.0	515.6	419.2	548.4	494.4
American Samoa	859	....	....	....	....	....	....	0.0	0.0	....	....	....	....
Bangladesh	513	14.1	3.1	3.4	3.1 r	3.0 r	3.3 r	3.8	0.9	1.1	1.3 r	1.7 r	1.5 r
Bhutan	514	0.0	....	....	....	....	....	0.0	0.0	....	....	....	....
Cambodia	522	0.0	0.0	0.0	0.0 r	0.0 r	0.0 r	0.5	0.2	0.2	0.2 r	0.3 r	0.2 r
China,P.R.: Mainland	924	18.4	5.2	5.0	6.2 r	6.0 r	6.5 r	835.1	198.2	221.1	173.7 r	227.2 r	204.8 r
Fiji	819	....	....	....	....	....	....	0.0	0.0	....	....	....	....
F.T. French Polynesia	887	0.0	0.0	....	....	....	....	0.0	0.0	0.0	0.0 r	0.0 r	0.0 r
F.T. New Caledonia	839	0.0	....	0.0	....	....	....	0.0	0.0	0.0	....	....	....
Guam	829	....	....	....	....	....	....	0.0	....	....	....	....	....
India	534	20.5	6.7	4.8	4.8 r	4.6 r	5.0 r	876.5	181.9	203.7	174.5 r	228.3 r	205.8 r
Indonesia	536	1.1	0.2	0.4	0.1 r	0.1 r	0.1 r	70.3	18.4	19.3	15.6 r	20.4 r	18.4 r
Lao People's Dem.Rep	544	....	....	....	....	....	....	0.3	0.0	0.0	0.0 r	0.0 r	0.0 r
Malaysia	548	4.0	1.0	1.3	2.0 r	1.9 r	2.0 r	86.9	23.0	24.2	19.5 r	25.4 r	22.9 r
Maldives	556	1.1	0.3	0.4	0.3 r	0.3 r	0.4 r	0.0	....	0.0	0.0 r	0.0 r	0.0 r
Mongolia	948	....	....	....	....	....	....	0.0	....	....	....	....	....
Myanmar	518	....	....	....	....	....	....	1.4	0.2	0.2	0.3 r	0.4 r	0.3 r
Nauru	836	....	....	....	....	....	....	0.0	0.0	0.0	0.0 r	0.0 r	0.0 r

# Mauritius (684)

In Millions of U.S. Dollars

		Exports (FOB)						Imports (CIF)					
		2015	2015Q3	2015Q4	2016Q1	2016Q2	2016Q3	2015	2015Q3	2015Q4	2016Q1	2016Q2	2016Q3
Nepal	558	0.0	....	....	....	....	....	0.0	0.0	0.0	0.0 r	0.0 r	0.0 r
Papua New Guinea	853	0.0	....	....	....	....	....	0.0	0.0	....	....	....	....
Philippines	566	0.8	0.4	0.1	0.1 r	0.1 r	0.1 r	3.2	0.8	0.9	0.6 r	0.8 r	0.7 r
Sri Lanka	524	0.8	0.2	0.1	0.3 r	0.3 r	0.3 r	2.6	0.8	0.8	0.5 r	0.7 r	0.6 r
Thailand	578	12.1	3.6	3.6	6.2 r	6.1 r	6.5 r	96.9	22.2	26.3	21.4 r	28.0 r	25.3 r
Vanuatu	846	4.1	0.0	0.1	0.2 r	0.2 r	0.2 r	0.0	....	0.0	0.0 r	0.0 r	0.0 r
Vietnam	582	87.5	20.8	23.6	18.3 r	17.9 r	19.1 r	206.1	43.7	17.6	11.6 r	15.2 r	13.7 r
Asia n.s.	598	0.3	0.0	0.1	....	....	....	1.8	0.7	0.3	0.0 r	0.0 r	0.0 r
<b>Europe</b>	170	<b>13.7</b>	<b>3.2</b>	<b>3.9</b>	<b>4.3</b>	<b>4.2</b>	<b>4.4</b>	<b>93.5</b>	<b>21.7</b>	<b>22.0</b>	<b>20.4</b>	<b>26.7</b>	<b>24.1</b>
<b>Emerg. &amp; Dev. Europe</b>	903	<b>11.1</b>	<b>2.6</b>	<b>3.2</b>	<b>3.4</b>	<b>3.4</b>	<b>3.6</b>	<b>63.9</b>	<b>15.9</b>	<b>16.9</b>	<b>15.3</b>	<b>20.0</b>	<b>18.1</b>
Albania	914	....	....	....	....	....	....	0.1	0.0	0.0	0.0 r	0.0 r	0.0 r
Bosnia and Herzegovina	963	0.2	0.0	0.1	0.0 r	0.0 r	0.0 r	0.0	0.0	0.0	0.0 r	0.0 r	0.0 r
Bulgaria	918	0.6	0.2	0.2	0.1 r	0.1 r	0.1 r	0.9	0.3	0.3	0.3 r	0.4 r	0.3 r
Croatia	960	0.3	0.1	0.1	0.1 r	0.1 r	0.1 r	0.8	0.0	0.1	0.0 r	0.1 r	0.1 r
Hungary	944	0.6	0.2	0.2	0.1 r	0.1 r	0.1 r	6.5	1.2	1.2	0.9 r	1.1 r	1.0 r
Macedonia, FYR	962	0.1	0.0	0.0	0.0 r	0.0 r	0.0 r	0.0	0.0	0.0	0.0 r	0.0 r	0.0 r
Poland	964	5.2	0.9	1.6	1.9 r	1.9 r	2.0 r	13.0	3.3	3.9	3.6 r	4.8 r	4.3 r
Romania	968	0.6	0.2	0.2	0.1 r	0.1 r	0.1 r	1.5	0.4	0.5	0.5 r	0.6 r	0.6 r
Turkey	186	3.4	0.9	1.0	1.1 r	1.0 r	1.1 r	41.0	10.6	10.9	10.0 r	13.1 r	11.8 r
<b>CIS</b>	901	<b>2.6</b>	<b>0.6</b>	<b>0.7</b>	<b>0.8</b>	<b>0.8</b>	<b>0.8</b>	<b>29.6</b>	<b>5.8</b>	<b>5.0</b>	<b>5.1</b>	<b>6.7</b>	<b>6.0</b>
Armenia	911	0.0	....	....	....	....	....	0.0	....	0.0	0.0 r	0.0 r	0.0 r
Azerbaijan, Rep. of	912	....	....	....	....	....	....	0.0	0.0	....	....	....	....
Belarus	913	....	....	....	....	....	....	0.4	0.4	....	....	....	....
Georgia	915	....	....	....	....	....	....	0.2	0.1	0.1	0.0 r	0.0 r	0.0 r
Kazakhstan	916	0.0	0.0	0.0	....	....	....	0.0	0.0	....	....	....	....
Kyrgyz Republic	917	....	....	....	....	....	....	0.0	0.0	....	....	....	....
Moldova	921	0.0	0.0	....	....	....	....	0.1	0.0	0.0	0.0 r	0.0 r	0.0 r
Russian Federation	922	2.4	0.6	0.7	0.8 r	0.8 r	0.8 r	20.5	4.9	4.4	4.7 r	6.1 r	5.5 r
Tajikistan	923	....	....	....	....	....	....	0.0	....	....	....	....	....
Ukraine	926	0.1	....	0.0	0.0 r	0.0 r	0.0 r	8.3	0.4	0.4	0.3 r	0.4 r	0.4 r
Uzbekistan	927	0.0	....	....	....	....	....	0.0	....	0.0	0.1 r	0.1 r	0.1 r
<b>Mid East, N Africa, Pak</b>	440	<b>317.5</b>	<b>78.0</b>	<b>18.8</b>	<b>18.5</b>	<b>18.1</b>	<b>19.3</b>	<b>147.7</b>	<b>44.6</b>	<b>36.5</b>	<b>28.0</b>	<b>36.6</b>	<b>33.0</b>
Afghanistan, I.R. of	512	0.0	0.0	....	....	....	....	0.0	....	0.0	....	....	....
Algeria	612	0.2	0.0	0.0	0.0 r	0.0 r	0.0 r	0.2	0.0	0.0	0.0 r	0.0 r	0.0 r
Bahrain, Kingdom of	419	0.0	....	....	....	....	....	5.6	0.5	0.5	0.5 r	0.6 r	0.6 r
Djibouti	611	0.1	0.0	0.0	0.0 r	0.0 r	0.0 r	0.0	0.0	....	....	....	....
Egypt	469	3.1	0.3	0.2	0.0 r	0.0 r	0.0 r	22.6	6.3	5.3	4.4 r	5.8 r	5.2 r
Iran, I.R. of	429	0.7	0.4	0.2	....	....	....	0.5	0.1	0.1	0.1 r	0.1 r	0.1 r
Iraq	433	0.0	....	0.0	0.0 r	0.0 r	0.0 r	....	....	....	....	....	....
Jordan	439	....	....	....	....	....	....	0.8	0.5	0.1	0.1 r	0.2 r	0.2 r
Kuwait	443	0.1	0.0	0.0	....	....	....	0.3	0.1	0.1	0.1 r	0.2 r	0.1 r
Lebanon	446	0.0	0.0	....	....	....	....	0.2	0.1	0.1	0.1 r	0.2 r	0.1 r
Mauritania	682	0.0	....	0.0	0.0 r	0.0 r	0.0 r	0.5	0.1	0.4	0.0 r	0.0 r	0.0 r
Morocco	686	1.1	0.1	0.1	0.2 r	0.2 r	0.2 r	8.4	1.9	2.0	1.5 r	1.9 r	1.7 r
Oman	449	2.7	0.9	0.4	0.8 r	0.8 r	0.9 r	6.9	2.0	1.7	1.6 r	2.0 r	1.8 r
Pakistan	564	1.1	0.2	0.3	0.5 r	0.5 r	0.5 r	20.5	4.5	4.0	3.8 r	5.0 r	4.5 r
Qatar	453	8.7	8.7	0.0	0.0 r	0.0 r	0.0 r	1.0	0.4	0.3	0.5 r	0.6 r	0.6 r
Saudi Arabia	456	1.2	0.3	0.3	0.8 r	0.7 r	0.8 r	5.6	3.0	1.0	1.1 r	1.5 r	1.3 r
Sudan	732	0.1	0.0	0.0	....	....	....	....	....	....	....	....	....
Syrian Arab Republic	463	....	....	....	....	....	....	0.0	0.0	0.0	....	....	....
Tunisia	744	0.4	0.0	0.1	0.0 r	0.0 r	0.0 r	2.8	0.9	0.8	0.9 r	1.1 r	1.0 r
United Arab Emirates	466	298.0	66.9	17.1	16.1 r	15.8 r	16.8 r	71.6	24.4	20.2	13.3 r	17.4 r	15.7 r
Yemen, Republic of	474	....	....	....	....	....	....	0.2	....	....	....	....	....
<b>Sub-Saharan Africa</b>	603	<b>441.5</b>	<b>121.3</b>	<b>122.4</b>	<b>112.0</b>	<b>109.5</b>	<b>117.0</b>	<b>517.4</b>	<b>130.9</b>	<b>143.5</b>	<b>122.4</b>	<b>160.2</b>	<b>144.4</b>
Angola	614	0.8	0.6	0.0	....	....	....	0.1	0.0	0.0	....	....	....
Benin	638	0.1	....	0.1	0.0 r	0.0 r	0.0 r	1.4	0.7	....	....	....	....
Botswana	616	0.0	0.0	0.0	....	....	....	1.4	0.0	0.2	0.2 r	0.3 r	0.2 r
Burkina Faso	748	0.0	....	0.0	0.0 r	0.0 r	0.0 r	1.1	0.2	....	....	....	....
Burundi	618	0.3	0.1	....	....	....	....	0.0	0.0	....	....	....	....
Cabo Verde	624	0.3	....	....	....	....	....	....	....	....	....	....	....

# Mauritius (684)

In Millions of U.S. Dollars

		Exports (FOB)						Imports (CIF)					
		2015	2015Q3	2015Q4	2016Q1	2016Q2	2016Q3	2015	2015Q3	2015Q4	2016Q1	2016Q2	2016Q3
Cameroon	622	0.1	0.0	0.0	0.0 r	0.0 r	0.0 r	1.5	0.4	0.6	0.9 r	1.2 r	1.1 r
Central African Rep.	626	0.0	....	0.0	0.0 r	0.0 r	0.0 r	0.0	....	0.0	0.1 r	0.1 r	0.1 r
Chad	628	0.1	0.0	0.1	0.1 r	0.1 r	0.1 r	....	....	....	....	....	....
Comoros	632	5.3	1.1	1.3	1.0 r	1.0 r	1.1 r	1.9	....	0.0	....	....	....
Congo, Republic of	634	0.9	0.5	0.0	0.0 r	0.0 r	0.0 r	1.3	0.3	0.6	0.6 r	0.7 r	0.7 r
Côte d'Ivoire	662	0.5	0.2	....	....	....	....	4.4	0.5	0.4	....	....	....
Equatorial Guinea	642	0.0	0.0	....	....	....	....	....	....	....	....	....	....
Ethiopia	644	0.4	0.0	0.0	0.0 r	0.0 r	0.0 r	0.0	0.0	0.0	0.0 r	0.0 r	0.0 r
Gabon	646	1.0	0.0	0.0	0.0 r	0.0 r	0.0 r	0.1	0.0	0.0	....	....	....
Gambia, The	648	0.0	....	0.0	0.0 r	0.0 r	0.0 r	0.0	0.0	....	....	....	....
Ghana	652	0.6	0.1	0.1	0.1 r	0.1 r	0.1 r	0.6	0.0	0.4	0.1 r	0.2 r	0.1 r
Guinea	656	0.0	....	0.0	....	....	....	0.0	0.0	0.0	....	....	....
Kenya	664	21.3	5.1	7.3	6.4 r	6.3 r	6.7 r	35.0	10.0	9.9	9.4 r	12.3 r	11.1 r
Lesotho	666	0.0	0.0	0.0	....	....	....	1.4	0.2	0.5	0.4 r	0.5 r	0.4 r
Liberia	668	0.1	....	0.1	0.2 r	0.2 r	0.2 r	0.3	0.0	0.2	....	....	....
Madagascar	674	156.3	40.8	38.7	34.7 r	33.9 r	36.2 r	42.8	14.5	9.3	8.1 r	10.6 r	9.5 r
Malawi	676	0.1	0.0	0.0	0.1 r	0.1 r	0.1 r	4.0	2.0	2.0	....	....	....
Mali	678	0.0	0.0	....	....	....	....	0.1	0.0	....	....	....	....
Mozambique	688	1.2	0.4	0.2	0.1 r	0.1 r	0.1 r	17.9	0.4	9.6	8.4 r	11.0 r	9.9 r
Namibia	728	0.2	0.1	0.0	....	....	....	1.3	0.1	0.7	0.4 r	0.5 r	0.4 r
Niger	692	....	....	....	....	....	....	0.0	0.0	0.0	0.0 r	0.0 r	0.0 r
Nigeria	694	0.6	0.3	0.1	0.0 r	0.0 r	0.0 r	0.1	0.0	0.0	0.0 r	0.0 r	0.0 r
Rwanda	714	3.3	0.2	0.6	0.4 r	0.4 r	0.5 r	0.0	0.0	0.0	0.0 r	0.0 r	0.0 r
Senegal	722	0.1	....	0.0	0.0 r	0.0 r	0.0 r	0.3	0.1	0.1	0.0 r	0.1 r	0.0 r
Seychelles	718	26.2	6.0	7.6	6.4 r	6.3 r	6.7 r	52.0	12.5	15.7	10.0 r	13.0 r	11.7 r
Sierra Leone	724	....	....	....	....	....	....	11.0	2.6	1.2	0.4 r	0.5 r	0.4 r
South Africa	199	206.5	61.3	62.1	60.8 r	59.4 r	63.5 r	306.4	79.8	80.0	79.1 r	103.5 r	93.3 r
Swaziland	734	0.0	....	....	....	....	....	10.2	2.1	3.0	2.2 r	2.8 r	2.6 r
Tanzania	738	5.9	1.1	1.8	0.1 r	0.1 r	0.1 r	18.0	4.2	7.3	2.2 r	2.9 r	2.6 r
Togo	742	....	....	....	....	....	....	0.0	0.0	0.0	....	....	....
Uganda	746	1.3	0.2	0.5	0.3 r	0.3 r	0.3 r	0.5	....	0.0	....	....	....
Zambia	754	3.6	2.0	0.7	0.6 r	0.5 r	0.6 r	0.0	0.0	0.0	0.0 r	0.0 r	0.0 r
Zimbabwe	698	4.4	1.0	1.0	0.7 r	0.7 r	0.7 r	2.1	0.0	1.7	0.0 r	0.0 r	0.0 r
Africa n.s.	799	....	....	....	....	....	....	0.0	....	0.0	....	....	....
<b>Western Hemisphere</b>	<b>205</b>	<b>14.1</b>	<b>2.0</b>	<b>6.0</b>	<b>5.5</b>	<b>5.4</b>	<b>5.7</b>	<b>143.9</b>	<b>40.5</b>	<b>46.1</b>	<b>37.6</b>	<b>49.2</b>	<b>44.3</b>
Antigua and Barbuda	311	0.0	....	0.0	0.1 r	0.1 r	0.1 r	0.0	....	....	....	....	....
Argentina	213	0.1	0.1	0.0	0.0 r	0.0 r	0.0 r	47.9	13.6	15.1	25.6 r	33.5 r	30.2 r
Aruba	314	....	....	....	....	....	....	0.0	....	0.0	0.0 r	0.0 r	0.0 r
Bahamas, The	313	....	....	....	....	....	....	0.0	0.0	0.0	....	....	....
Barbados	316	0.0	0.0	....	....	....	....	0.0	0.0	0.0	0.0 r	0.0 r	0.0 r
Belize	339	0.1	....	0.1	0.2 r	0.2 r	0.2 r	0.2	....	0.2	0.3 r	0.4 r	0.3 r
Bermuda	319	3.5	....	3.5	3.5 r	3.5 r	3.7 r	42.0	18.1	4.1	....	....	....
Bolivia	218	....	....	....	....	....	....	0.0	0.0	0.0	0.0 r	0.0 r	0.0 r
Brazil	223	0.8	0.2	0.1	0.1 r	0.1 r	0.1 r	39.4	6.4	17.8	3.5 r	4.6 r	4.2 r
Chile	228	0.2	0.0	0.0	0.0 r	0.0 r	0.0 r	0.8	0.1	0.2	0.1 r	0.2 r	0.2 r
Colombia	233	....	....	....	....	....	....	0.3	0.1	0.1	0.1 r	0.2 r	0.2 r
Costa Rica	238	0.0	....	0.0	....	....	....	0.1	0.0	0.0	0.0 r	0.0 r	0.0 r
Dominican Republic	243	....	....	....	....	....	....	0.1	0.0	0.0	0.0 r	0.0 r	0.0 r
Ecuador	248	....	....	....	....	....	....	0.3	0.1	0.0	0.0 r	0.0 r	0.0 r
El Salvador	253	0.3	....	....	....	....	....	0.0	0.0	....	....	....	....
Greenland	326	....	....	....	....	....	....	0.0	....	0.0	0.0 r	0.0 r	0.0 r
Grenada	328	0.0	....	0.0	0.0 r	0.0 r	0.0 r	0.0	....	....	....	....	....
Guatemala	258	....	....	....	....	....	....	0.1	0.0	0.1	0.0 r	0.0 r	0.0 r
Guyana	336	0.0	0.0	0.0	....	....	....	0.1	0.0	....	....	....	....
Haiti	263	0.0	....	0.0	0.0 r	0.0 r	0.0 r	0.0	....	....	....	....	....
Honduras	268	....	....	....	....	....	....	0.0	0.0	0.0	0.0 r	0.0 r	0.0 r
Jamaica	343	0.1	0.0	0.0	....	....	....	0.0	0.0	0.0	....	....	....
Mexico	273	4.7	1.1	1.3	0.8 r	0.8 r	0.8 r	3.2	0.9	0.9	0.8 r	1.0 r	0.9 r
Netherlands Antilles	353	0.1	....	....	....	....	....	0.8	0.8	....	....	....	....
Nicaragua	278	0.0	....	0.0	0.0 r	0.0 r	0.0 r	0.0	0.0	0.0	0.0 r	0.0 r	0.0 r

# Mauritius (684)

In Millions of U.S. Dollars

		Exports (FOB)						Imports (CIF)					
		2015	2015Q3	2015Q4	2016Q1	2016Q2	2016Q3	2015	2015Q3	2015Q4	2016Q1	2016Q2	2016Q3
Panama	283	4.1	0.6	0.9	0.8 r	0.7 r	0.8 r	0.0	0.0	0.0	0.0 r	0.0 r	0.0 r
Paraguay	288	....	....	....	....	....	....	6.9	0.0	6.9	6.4 r	8.4 r	7.6 r
Peru	293	0.1	0.0	0.1	0.0 r	0.0 r	0.0 r	1.4	0.2	0.6	0.6 r	0.8 r	0.7 r
St. Kitts and Nevis	361	....	....	....	....	....	....	0.0	....	....	....	....	....
St. Lucia	362	....	....	....	....	....	....	0.0	0.0	....	....	....	....
Suriname	366	....	....	....	....	....	....	0.0	0.0	....	....	....	....
Trinidad and Tobago	369	....	....	....	....	....	....	0.0	0.0	0.0	0.0 r	0.0 r	0.0 r
Uruguay	298	0.0	0.0	....	....	....	....	0.2	0.1	0.0	0.0 r	0.0 r	0.0 r
Venezuela, Rep. Bol.	299	....	....	....	....	....	....	0.0	0.0	0.0	0.0 r	0.0 r	0.0 r
Western Hem. n.s.	399	....	....	....	....	....	....	0.0	....	....	....	....	....
<b>Other Countries n.i.e</b>	910	....	....	....	....	....	....	<b>0.2</b>	<b>0.0</b>	<b>0.0</b>	<b>0.0</b>	<b>0.0</b>	<b>0.0</b>
Cuba	928	....	....	....	....	....	....	0.1	0.0	0.0	0.0 r	0.0 r	0.0 r
Korea, Dem. People's Rep.	954	....	....	....	....	....	....	0.0	0.0	0.0	....	....	....
<b>Memorandum Items</b>													
Africa	605	443.4	121.6	122.7	112.3	109.8	117.3	529.4	133.7	146.6	124.8	163.2	147.2
Middle East	405	314.5	77.5	18.2	17.8	17.4	18.5	115.3	37.2	29.4	21.8	28.5	25.7
European Union	998	1,042.4	253.0	259.2	236.5	231.2	247.0	952.0	248.0	257.7	201.5	263.6	237.7
Export earnings: fuel	080	317.5	79.4	19.1	18.7	18.3	19.6	114.4	35.8	29.2	22.5	29.5	26.6
Export earnings: nonfuel	092	2,085.7	537.1	536.1	503.2	491.9	525.6	4,576.6	1,111.2	1,162.8	943.0	1,233.7	1,112.2

# Mexico (273)

In Millions of U.S. Dollars

		Exports (FOB)						Imports (FOB)					
		2015	2015Q3	2015Q4	2016Q1	2016Q2	2016Q3	2015	2015Q3	2015Q4	2016Q1	2016Q2	2016Q3
IFS World		380,763.0	96,093.6	96,140.6	85,122.7	93,683.0	94,807.0	395,232.2	102,562.5	100,079.7	89,133.4	96,813.6	100,155.0
World	001	380,622.9	95,891.2	96,294.9	85,148.0	93,683.0	94,807.1	395,232.3	102,562.5	100,079.7	89,133.3	96,813.6	100,155.0
Advanced Economies	110	347,233.1	87,303.0	88,386.1	78,323.0	85,795.9	86,165.8	279,796.6	71,938.7	69,928.4	62,430.4	67,900.0	69,376.9
Euro Area	163	14,981.5	3,748.1	3,305.8	3,270.9	3,520.6	4,050.3	35,491.3	9,195.6	8,823.5	7,851.4	8,679.2	9,131.0
Austria	122	204.6	49.2	38.9	45.8	52.1	44.7	1,106.8	293.1	315.3	309.3	319.0	319.8
Finland	172	116.6	24.5	36.7	48.3	29.8	25.7	500.2	121.9	126.2	96.6	97.7	110.8
France	132	2,119.5	557.4	508.9	508.0	424.8	618.6	3,726.6	968.2	923.3	930.0	936.5	957.8
Germany	134	3,509.3	873.7	730.4	769.6	926.2	944.8	13,974.7	3,509.1	3,538.1	3,253.7	3,528.4	3,514.5
Greece	174	28.3	5.0	11.4	9.1	10.6	6.8	224.5	50.0	56.9	61.6	54.7	54.3
Ireland	178	247.6	64.7	62.2	60.5	67.9	80.8	1,526.0	450.2	384.7	369.9	376.6	407.5
Italy	136	1,673.4	400.7	407.8	437.4	329.7	446.7	5,061.6	1,293.7	1,329.6	1,153.1	1,371.6	1,413.9
Netherlands	138	1,834.9	400.9	480.2	393.8	373.0	494.1	3,252.7	944.8	661.1	343.1	411.1	744.5
Portugal	182	166.2	11.5	14.2	39.9	60.6	55.8	425.4	111.8	99.2	91.3	98.5	105.7
Spain	184	3,350.1	891.9	583.2	611.7	798.8	916.1	4,554.4	1,165.4	1,125.7	1,002.1	1,198.2	1,194.2
Australia	193	1,050.3	326.2	233.6	267.2	139.6	193.1	598.8	134.7	176.4	161.3	166.9	90.5
Canada	156	10,544.7	2,544.5	2,576.4	2,559.3	2,659.3	2,589.5	9,947.9	2,507.8	2,666.6	2,146.4	2,504.7	2,488.2
China,P.R.: Hong Kong	532	767.3	170.3	210.4	142.2	117.2	132.4	253.7	60.9	69.6	59.9	62.9	72.3
China,P.R.: Macao	546	0.4	0.1	0.1	0.1	0.1	0.1	1.6	0.2	0.4	0.3	0.4	0.2
Denmark	128	173.9	39.8	43.6	50.1	53.3	41.7	483.4	126.2	128.3	230.5	166.5	136.9
Israel	436	147.0	36.7	35.5	53.4	45.1	41.7	694.9	176.8	188.8	172.5	185.8	184.3
Japan	158	3,017.5	764.9	787.2	675.7	926.0	1,028.3	17,368.2	4,249.5	4,566.7	3,936.9	4,792.8	4,297.5
Korea, Republic of	542	2,815.9	723.8	685.2	474.8	580.0	735.3	14,633.1	3,959.5	3,490.2	3,042.7	3,329.3	3,639.6
New Zealand	196	105.6	33.5	28.8	21.3	21.7	28.1	348.5	79.0	66.6	104.3	77.3	81.1
Norway	142	62.7	8.6	11.5	11.2	13.5	13.6	189.4	59.7	31.3	43.0	42.4	55.3
Singapore	576	522.5	144.4	127.3	184.8	175.2	265.6	1,328.3	372.9	323.9	281.0	280.4	400.5
Sweden	144	157.0	39.0	31.0	31.4	26.1	20.4	1,003.5	258.2	244.2	224.3	218.5	267.9
Switzerland	146	1,758.2	463.1	343.1	198.4	177.8	132.6	1,676.9	423.4	438.7	356.1	455.0	437.1
Taiwan Prov.of China	528	270.3	63.8	58.9	46.0	59.4	62.6	6,630.4	1,754.3	1,731.1	1,544.5	1,665.5	1,736.8
United Kingdom	112	1,967.6	484.9	588.2	788.8	912.7	765.5	2,344.8	590.5	568.6	488.6	530.7	566.3
United States	111	308,890.7	77,711.3	79,319.6	69,547.2	76,368.1	76,065.0	186,802.0	47,989.7	46,413.5	41,786.6	44,741.7	45,791.3
Emerg. & Dev. Economies	200	32,949.4	8,474.0	7,817.3	6,730.3	7,783.5	8,527.6	115,402.7	30,615.4	30,145.5	26,698.1	28,902.5	30,770.2
Emerg. & Dev. Asia	505	8,001.8	2,113.8	2,027.3	1,665.9	2,242.5	2,648.3	94,408.5	25,066.6	24,982.5	22,135.9	23,709.9	25,194.1
China,P.R.: Mainland	924	4,873.1	1,266.1	1,217.7	1,180.3	1,123.2	1,303.9	69,987.8	18,720.4	18,458.1	15,993.3	17,177.1	18,472.1
India	534	1,788.3	522.7	353.9	174.5	427.9	631.0	4,066.9	954.6	979.8	1,003.6	1,136.4	1,059.8
Indonesia	536	88.0	22.1	17.8	17.4	15.2	14.9	1,327.1	341.4	330.3	329.5	333.4	330.3
Malaysia	548	122.2	31.1	29.9	31.9	37.6	35.7	7,463.2	1,968.0	2,111.1	1,967.0	2,086.6	2,026.5
Maldives	556	0.2	.....	0.1	0.1	0.3	0.1	0.5	0.2	0.0	0.0	0.0	0.0
Philippines	566	83.2	18.9	17.4	26.9	12.4	26.7	1,993.1	513.3	485.1	504.4	547.3	589.5
Sri Lanka	524	5.6	1.4	1.6	1.9	1.5	1.2	156.4	42.3	45.7	47.0	43.0	45.0
Thailand	578	323.0	89.5	101.0	69.5	105.0	99.6	4,957.9	1,286.3	1,376.5	1,230.1	1,194.5	1,406.4
Asia n.s.	598	718.1	162.0	287.9	163.5	519.5	535.2	4,455.6	1,240.1	1,195.9	1,061.0	1,191.6	1,264.4
Europe	170	1,446.5	346.1	399.3	331.6	357.9	411.7	6,896.2	1,775.2	1,667.2	1,530.7	1,596.5	1,715.4
Emerg. & Dev. Europe	903	1,095.5	264.1	327.3	256.2	294.6	330.5	4,688.3	1,255.9	1,208.8	1,006.9	1,082.8	1,069.6
Bulgaria	918	13.3	4.1	1.5	2.5	0.5	22.0	57.1	14.1	17.6	14.1	13.7	16.5
Hungary	944	220.3	51.5	62.9	76.2	83.4	77.1	971.6	272.8	236.2	222.5	241.9	238.5
Poland	964	314.4	67.3	102.6	67.6	57.1	58.1	1,130.2	337.9	255.0	179.1	224.8	208.4
Romania	968	96.4	21.4	24.6	20.7	15.8	20.0	357.3	95.6	105.0	95.3	83.0	82.1
Turkey	186	216.0	57.8	71.0	41.1	77.1	80.9	668.4	168.8	150.4	145.6	169.3	187.7
CIS	901	212.5	45.6	37.5	55.4	42.5	49.6	1,726.8	391.9	334.4	401.3	328.9	402.3
Russian Federation	922	200.3	42.0	34.8	49.2	39.4	45.6	1,543.3	364.6	281.3	371.7	290.7	315.8
Ukraine	926	12.3	3.5	2.7	6.2	3.2	3.9	183.5	27.3	53.1	29.6	38.2	86.6
Europe n.s.	884	138.5	36.4	34.5	20.1	20.8	31.6	481.2	127.4	124.0	122.4	184.9	243.4
Mid East, N Africa, Pak	440	803.3	218.5	122.5	61.2	163.4	182.1	488.9	121.5	122.8	117.1	209.0	166.6
Algeria	612	233.4	125.5	70.6	8.1	68.5	80.9	9.9	8.7	0.8	4.3	17.3	21.5
Egypt	469	50.3	10.7	10.8	14.2	18.6	21.6	32.5	10.9	7.6	8.1	24.8	15.7
Iran, I.R. of	429	0.3	0.1	0.2	0.0	0.0	0.3	3.3	0.7	2.0	0.9	7.5	1.3
Kuwait	443	77.8	21.2	2.9	4.7	34.4	30.5	0.1	0.0	0.0	0.0	0.0	0.0
Lebanon	446	19.4	4.9	4.4	2.7	3.8	3.2	0.9	0.1	0.4	0.2	0.2	0.2
Libya	672	0.7	0.0	0.4	0.3	0.1	0.1	0.0	0.0	0.0	0.0	0.0	0.0
Morocco	686	29.9	3.5	5.3	4.5	3.3	4.7	233.2	46.4	59.8	51.6	59.9	52.7



# Mexico (273)

In Millions of U.S. Dollars

		Exports (FOB)						Imports (FOB)					
		2015	2015Q3	2015Q4	2016Q1	2016Q2	2016Q3	2015	2015Q3	2015Q4	2016Q1	2016Q2	2016Q3
Pakistan	564	22.6	4.0	4.1	6.8	3.3	2.0	190.1	50.9	48.5	46.0	48.8	45.9
Saudi Arabia	456	368.8	48.6	23.9	20.0	31.3	38.9	19.0	3.6	3.8	5.9	50.6	29.3
<b>Sub-Saharan Africa</b>	603	<b>432.3</b>	<b>125.9</b>	<b>115.3</b>	<b>86.1</b>	<b>158.0</b>	<b>256.0</b>	<b>704.8</b>	<b>240.7</b>	<b>133.8</b>	<b>133.6</b>	<b>178.8</b>	<b>157.2</b>
Congo, Republic of	634	5.2	0.2	2.1	0.7	5.4	3.4	3.7	1.9	0.1	0.1	4.0	0.4
Côte d'Ivoire	662	4.1	0.8	1.5	0.9	0.7	0.9	99.8	26.6	23.2	26.9	25.4	25.2
Kenya	664	7.1	1.9	1.9	1.1	2.4	2.2	2.3	0.6	0.9	0.4	0.4	1.0
Liberia	668	0.6	0.0	0.3	0.1	0.3	0.2	0.4	0.0	0.3	0.4	0.5	0.6
Mozambique	688	1.2	0.0	0.8	0.1	2.4	6.8	3.9	0.0	1.2	1.3	6.7	7.8
Nigeria	694	51.5	10.3	14.6	7.7	15.1	8.6	249.0	117.3	26.2	9.7	40.6	27.9
Africa n.s.	799	362.6	112.7	94.2	75.6	131.7	234.0	345.7	94.3	81.9	94.8	101.2	94.3
<b>Western Hemisphere</b>	205	<b>22,265.5</b>	<b>5,669.7</b>	<b>5,152.8</b>	<b>4,585.4</b>	<b>4,861.7</b>	<b>5,029.4</b>	<b>12,904.3</b>	<b>3,411.4</b>	<b>3,239.2</b>	<b>2,780.9</b>	<b>3,208.3</b>	<b>3,536.9</b>
Argentina	213	1,497.1	391.3	302.5	328.0	381.5	388.8	1,056.9	263.5	271.0	165.5	227.3	278.3
Bahamas, The	313	13.5	3.8	2.2	2.6	32.8	3.8	25.8	24.8	0.1	16.0	1.0	84.2
Belize	339	125.4	30.4	31.5	25.2	31.2	29.4	6.6	0.4	0.2	0.5	0.3	0.2
Bermuda	319	2.2	0.2	0.9	0.2	0.7	0.2	0.0	0.0	0.0	0.0	0.0	0.0
Bolivia	218	172.0	41.8	42.7	30.2	36.2	35.2	29.8	6.3	6.4	7.1	8.9	5.8
Brazil	223	3,798.9	874.8	669.9	563.0	755.7	869.8	4,622.1	1,215.4	1,266.6	1,015.1	1,262.7	1,256.1
Chile	228	1,861.4	551.3	447.5	399.2	429.5	459.1	1,480.4	373.9	372.0	356.9	345.2	325.3
Colombia	233	3,668.1	884.5	1,023.5	787.0	755.0	725.1	922.5	219.1	214.5	213.7	253.7	310.9
Costa Rica	238	964.2	255.3	246.2	221.0	225.2	232.3	550.0	128.4	128.6	77.7	110.1	96.7
Dominican Republic	243	713.7	177.0	202.3	215.9	250.5	212.0	143.4	40.9	37.6	32.1	34.0	44.7
Ecuador	248	543.3	123.1	107.5	101.7	103.7	116.9	164.3	46.5	42.8	37.4	55.8	50.6
El Salvador	253	637.1	164.5	165.9	148.8	136.6	149.9	136.3	36.1	36.2	29.2	34.3	27.1
Guatemala	258	1,817.6	478.4	458.6	402.3	418.9	444.8	461.2	126.0	118.9	102.9	113.9	145.7
Haiti	263	54.3	15.9	9.5	10.8	10.5	11.8	22.1	6.0	6.0	5.3	8.7	8.2
Honduras	268	555.5	137.6	137.2	135.0	146.6	150.0	415.0	108.0	103.6	97.4	109.5	123.6
Jamaica	343	126.3	22.9	20.3	45.7	23.5	59.4	3.8	0.8	0.6	1.2	0.5	0.5
Netherlands Antilles	353	8.5	1.6	2.2	1.5	1.2	1.1	27.5	0.3	27.0	2.7	0.7	0.0
Nicaragua	278	942.0	248.2	231.8	229.7	228.9	234.2	549.6	141.8	151.2	179.7	178.8	158.4
Panama	283	1,042.4	283.4	250.8	219.4	228.8	218.2	120.8	69.7	7.6	19.0	5.3	12.5
Paraguay	288	96.8	24.6	17.6	20.1	20.0	22.6	127.7	47.2	5.3	3.8	55.7	68.0
Peru	293	1,650.8	406.6	422.6	385.4	325.3	327.9	681.3	153.4	158.4	124.8	131.8	189.6
Trinidad and Tobago	369	87.0	25.5	19.6	16.8	19.9	26.3	316.4	102.0	41.1	78.6	47.3	78.8
Uruguay	298	218.2	55.7	45.0	28.9	40.5	44.1	373.2	109.7	81.0	88.9	86.9	84.7
Venezuela, Rep. Bol.	299	1,221.8	363.8	197.9	174.2	166.2	154.6	130.5	44.7	36.0	30.2	35.2	59.1
Western Hem. n.s.	399	447.5	107.3	97.1	92.6	92.7	111.5	536.9	146.9	126.5	95.5	100.3	128.0
<b>Other Countries n.i.e</b>	910	<b>355.7</b>	<b>93.5</b>	<b>76.5</b>	<b>72.4</b>	<b>77.3</b>	<b>84.9</b>	<b>12.4</b>	<b>3.0</b>	<b>2.2</b>	<b>1.8</b>	<b>1.5</b>	<b>3.3</b>
Cuba	928	355.7	93.5	76.5	72.4	77.3	84.9	12.4	3.0	2.2	1.8	1.5	3.3
<b>Countries &amp; Areas n.s.</b>	898	<b>84.9</b>	<b>20.7</b>	<b>14.9</b>	<b>22.3</b>	<b>26.3</b>	<b>28.8</b>	<b>20.7</b>	<b>5.4</b>	<b>3.6</b>	<b>3.1</b>	<b>9.5</b>	<b>4.5</b>
<b>Memorandum Items</b>													
Africa	605	695.6	254.9	191.2	98.7	229.8	341.6	947.9	295.8	194.4	189.5	256.0	231.4
Middle East	405	517.4	85.5	42.6	41.9	88.3	94.6	55.7	15.4	13.7	15.1	83.0	46.5
European Union	998	17,924.5	4,456.2	4,160.1	4,308.2	4,669.5	5,055.1	41,839.1	10,890.9	10,378.4	9,305.7	10,158.3	10,647.5
Export earnings: fuel	080	6,630.0	1,686.7	1,540.7	1,200.6	1,275.4	1,266.3	3,391.8	915.3	655.0	759.5	811.6	901.4
Export earnings: nonfuel	092	373,992.9	94,204.5	94,754.1	83,947.4	92,407.6	93,540.7	391,840.5	101,647.2	99,424.8	88,373.9	96,002.0	99,253.6

# Micronesia, Federated States of (868)

In Millions of U.S. Dollars

		Exports (FOB)						Imports (CIF)					
		2015	2015Q3	2015Q4	2016Q1	2016Q2	2016Q3	2015	2015Q3	2015Q4	2016Q1	2016Q2	2016Q3
IFS World		....	....	....	....	....	....	....	....	....	....	....	....
World	001	10.0	3.4	1.3	4.9	1.3	1.1	194.6	44.6	56.1	39.9	52.7	85.8
Advanced Economies	110	1.3	0.4	0.2	0.5	0.2	0.2	112.9	28.2	28.1	28.1	28.1	28.1
Euro Area	163	0.4	0.2	0.0	0.3	0.0	0.0	0.3	0.1	0.0	0.0	0.1	0.1
Austria	122	....	....	....	....	....	....	0.0	....	....	....	....	....
Belgium	124	0.0 e	....	....	0.0 e	0.0 e	0.0 e	....	....	....	....	....	....
Cyprus	423	....	....	....	....	....	....	0.0	....	0.0 r	....	....	....
Finland	172	....	....	....	....	....	....	0.0	0.0 r	....	....	0.0 r	....
France	132	0.0 e	....	0.0 e	0.0 e	0.0 e	....	....	....	....	....	....	....
Germany	134	0.0 e	0.0 e	0.0 e	0.0 e	....	0.0 e	0.1	0.0 r	0.0 r	0.0 r	0.0 r	....
Greece	174	....	....	....	....	....	....	0.0	....	....	....	....	....
Ireland	178	0.0 e	0.0 e	....	0.0 e	0.0 e	0.0 e	....	....	....	....	....	....
Italy	136	0.3 e	0.2 e	0.0 e	....	....	....	0.0	0.0 r	....	....	0.0 r	....
Lithuania	946	....	....	....	....	....	....	....	....	....	....	0.0 e	....
Netherlands	138	0.0 e	0.0 e	....	0.0 e	0.0 e	....	....	....	....	....	....	....
Portugal	182	0.0 e	....	....	....	....	....	....	....	....	....	....	....
Slovak Republic	936	....	....	....	....	....	....	0.0	0.0 r	0.0 r	0.0 r	0.0 r	0.1 r
Slovenia	961	....	....	....	....	....	....	0.1	0.0 r	0.0 r	0.0 r	0.0 r	0.0 r
Spain	184	0.0 e	0.0 e	0.0 e	0.3 e	....	0.0 e	....	....	....	....	....	....
Australia	193	....	....	....	....	....	....	10.2	2.5 r	2.5 r	2.5 r	2.4 r	2.4 r
China,P.R.: Hong Kong	532	....	....	....	....	....	....	3.6	0.9 r	0.9 r	0.9 r	0.9 r	0.9 r
China,P.R.: Macao	546	....	....	....	....	....	....	0.0	0.0 r	0.0 r	0.0 r	0.0 r	0.0 r
Denmark	128	....	....	....	....	....	....	0.0	0.0 r	0.0 r	0.0 r	0.0 r	0.0 r
Iceland	176	....	....	....	....	....	....	0.0	0.0 r	0.0 r	0.0 r	0.0 r	0.0 r
Israel	436	....	....	....	....	....	....	0.0	0.0 r	0.0 r	0.0 r	0.0 r	0.0 r
Japan	158	....	....	....	....	....	....	12.6	3.2 r	3.2 r	3.2 r	3.2 r	3.2 r
Korea, Republic of	542	....	....	....	....	....	....	5.6	1.4 r	1.4 r	1.4 r	1.4 r	1.4 r
New Zealand	196	....	....	....	....	....	....	1.2	0.3 r	0.3 r	0.3 r	0.3 r	0.3 r
Singapore	576	....	....	....	....	....	....	8.9	2.2 r	2.2 r	2.2 r	2.2 r	2.2 r
Sweden	144	0.0 e	0.0 e	....	....	....	....	....	....	....	....	....	....
Switzerland	146	....	....	....	....	....	....	1.0	0.3 r	0.3 r	0.3 r	0.3 r	0.3 r
United Kingdom	112	0.1 e	0.0 e	0.0 e	0.0 e	0.0 e	0.0 e	0.0	0.0 r	0.0 r	0.0 r	0.0 r	0.0 r
United States	111	0.7	0.2 r	0.2 r	0.2 r	0.2 r	0.2 r	69.4	17.3 r	17.3 r	17.3 r	17.3 r	17.3 r
Emerg. & Dev. Economies	200	8.7	3.0	1.0	4.4	1.0	0.9	60.3	11.1	22.4	6.7	19.2	51.4
Emerg. & Dev. Asia	505	7.5	2.8	0.7	4.2	0.8	0.7	59.0	10.8	22.1	6.4	18.9	50.9
Bangladesh	513	....	....	....	....	....	....	0.0	0.0 r	0.0 r	0.0 r	0.0 r	0.0 r
Brunei Darussalam	516	....	....	....	....	....	....	0.0	0.0 r	0.0 r	0.0 r	0.0 r	0.0 r
China,P.R.: Mainland	924	....	....	....	....	....	....	5.1	1.3 r	1.3 r	1.3 r	1.3 r	1.3 r
Fiji	819	....	....	....	....	....	....	0.1	0.0 r	0.0 r	0.0 r	0.0 r	0.1 r
F.T. New Caledonia	839	....	....	....	....	....	....	0.0	0.0 r	0.0 r	0.0 r	0.0 r	0.0 r
Guam	829	6.9	2.6 r	0.6 r	3.9 r	0.7 r	0.6 r	41.5	6.5 r	17.4 r	2.4 r	14.3 r	45.2 r
India	534	....	....	....	....	....	....	0.8	0.2 r	0.2 r	0.2 r	0.2 r	0.2 r
Indonesia	536	....	....	....	....	....	....	0.2	0.0 r	0.0 r	0.0 r	0.0 r	0.0 r
Malaysia	548	....	....	....	....	....	....	0.1	0.0 r	0.0 r	0.0 r	0.0 r	0.0 r
Marshall Islands	867	0.5	0.2 r	0.0 r	0.3 r	0.0 r	0.0 r	0.2	0.0 r	0.1 r	0.0 r	0.1 r	0.2 r
Mongolia	948	....	....	....	....	....	....	0.0	0.0 r	0.0 r	0.0 r	0.0 r	0.0 r
Palau	565	0.1 e	0.0 e	0.1 e	0.0 e	0.0 e	0.1 e	0.1	0.0 r	0.0 r	0.0 r	0.0 r	0.1 r
Papua New Guinea	853	....	....	....	....	....	....	0.0	0.0 r	0.0 r	0.0 r	0.0 r	0.0 r
Philippines	566	....	....	....	....	....	....	5.6	1.4 r	1.4 r	1.4 r	1.4 r	1.4 r
Samoa	862	....	....	....	....	....	....	0.0	0.0 r	0.0 r	0.0 r	0.0 r	0.0 r
Sri Lanka	524	....	....	....	....	....	....	0.0	0.0 r	0.0 r	0.0 r	0.0 r	0.0 r
Thailand	578	....	....	....	....	....	....	1.0	0.3 r	0.3 r	0.3 r	0.3 r	0.3 r
Vietnam	582	....	....	....	....	....	....	0.2	0.0 r	0.1 r	0.0 r	0.1 r	0.2 r
Asia n.s.	598	....	....	....	....	....	....	4.0	0.9 r	1.2 r	0.8 r	1.1 r	1.9 r
Europe	170	0.0	0.0	0.0	0.0	0.0	0.0	0.7	0.2	0.2	0.2	0.2	0.2
Emerg. & Dev. Europe	903	....	....	....	....	....	....	0.2	0.1	0.1	0.1	0.1	0.1
Hungary	944	....	....	....	....	....	....	0.2	0.1 r	0.1 r	0.1 r	0.1 r	0.1 r
Turkey	186	....	....	....	....	....	....	0.0	0.0 r	0.0 r	0.0 r	0.0 r	0.0 r
CIS	901	0.0	0.0	0.0	0.0	0.0	0.0	0.4	0.1	0.1	0.1	0.1	0.1
Georgia	915	....	....	....	....	....	....	0.4	0.1 r	0.1 r	0.1 r	0.1 r	0.1 r

# Micronesia, Federated States of (868)

In Millions of U.S. Dollars

		Exports (FOB)						Imports (CIF)					
		2015	2015Q3	2015Q4	2016Q1	2016Q2	2016Q3	2015	2015Q3	2015Q4	2016Q1	2016Q2	2016Q3
Kazakhstan	916	0.0 e	0.0 e	0.0 e	0.0 e	0.0 e	0.0 e	....	....	....	....	....	....
<b>Mid East, N Africa, Pak</b>	<b>440</b>	<b>0.7</b>	<b>0.2</b>	<b>0.2</b>	<b>0.2</b>	<b>0.2</b>	<b>0.1</b>	<b>0.3</b>	<b>0.1</b>	<b>0.1</b>	<b>0.1</b>	<b>0.1</b>	<b>0.1</b>
Morocco	686	....	....	....	....	....	....	0.2	0.0 r	0.0 r	0.0 r	0.0 r	0.0 r
Pakistan	564	0.0 e	0.0 e	0.0 e	0.0 e	0.0 e	0.0 e	0.0	0.0 r	0.0 r	0.0 r	0.0 r	0.0 r
Saudi Arabia	456	0.7 e	0.2 e	0.2 e	0.2 e	0.2 e	0.1 e	0.0	0.0 r	0.0 r	0.0 r	0.0 r	0.0 r
Sudan	732	....	....	....	....	....	....	0.0	0.0 r	0.0 r	0.0 r	0.0 r	0.0 r
Tunisia	744	....	....	....	....	....	....	0.0	0.0 r	0.0 r	0.0 r	0.0 r	0.0 r
<b>Sub-Saharan Africa</b>	<b>603</b>	<b>....</b>	<b>....</b>	<b>....</b>	<b>....</b>	<b>....</b>	<b>....</b>	<b>0.3</b>	<b>0.1</b>	<b>0.1</b>	<b>0.1</b>	<b>0.1</b>	<b>0.1</b>
Congo, Dem. Rep. of	636	....	....	....	....	....	....	0.0	0.0 r	0.0 r	0.0 r	0.0 r	0.0 r
Gambia, The	648	....	....	....	....	....	....	0.0	0.0 r	0.0 r	0.0 r	0.0 r	0.0 r
Mali	678	....	....	....	....	....	....	0.0	0.0 r	0.0 r	0.0 r	0.0 r	0.0 r
Senegal	722	....	....	....	....	....	....	0.2	0.0 r	0.0 r	0.0 r	0.0 r	0.0 r
South Africa	199	....	....	....	....	....	....	0.0	0.0 r	0.0 r	0.0 r	0.0 r	0.0 r
Uganda	746	....	....	....	....	....	....	0.0	0.0 r	0.0 r	0.0 r	0.0 r	0.0 r
Africa n.s.	799	....	....	....	....	....	....	0.0	0.0 r	0.0 r	0.0 r	0.0 r	0.0 r
<b>Western Hemisphere</b>	<b>205</b>	<b>0.4</b>	<b>0.1</b>	<b>0.1</b>	<b>0.1</b>	<b>0.1</b>	<b>0.1</b>	<b>0.1</b>	<b>0.0</b>	<b>0.0</b>	<b>0.0</b>	<b>0.0</b>	<b>0.1</b>
Curacao	354	....	....	....	....	....	....	0.0	0.0 r	0.0 r	0.0 r	0.0 r	0.0 r
Dominican Republic	243	0.0 e	0.0 e	0.0 e	0.0 e	0.0 e	0.0 e	0.0	0.0 r	0.0 r	0.0 r	0.0 r	0.0 r
Ecuador	248	....	....	....	....	....	....	0.0	0.0 r	0.0 r	0.0 r	0.0 r	0.0 r
Guyana	336	0.0 e	0.0 e	0.0 e	0.0 e	0.0 e	0.0 e	....	....	....	....	....	....
Honduras	268	....	....	....	....	....	....	0.0	0.0 r	0.0 r	0.0 r	0.0 r	0.0 r
Mexico	273	....	....	....	....	....	....	0.1	0.0 r	0.0 r	0.0 r	0.0 r	0.0 r
Netherlands Antilles	353	0.0 e	0.0 e	0.0 e	0.0 e	0.0 e	0.0 e	....	....	....	....	....	....
Nicaragua	278	....	....	....	....	....	....	0.0	0.0 r	0.0 r	0.0 r	0.0 r	0.0 r
Panama	283	....	....	....	....	....	....	0.0	0.0 r	0.0 r	0.0 r	0.0 r	0.0 r
Peru	293	....	....	....	....	....	....	0.0	0.0 r	0.0 r	0.0 r	0.0 r	0.0 r
St. Kitts and Nevis	361	0.4 e	0.1 e	0.1 e	0.1 e	0.1 e	0.1 e	....	....	....	....	....	....
Trinidad and Tobago	369	0.0 e	0.0 e	0.0 e	0.0 e	0.0 e	0.0 e	....	....	....	....	....	....
<b>Countries &amp; Areas n.s.</b>	<b>898</b>	<b>....</b>	<b>....</b>	<b>....</b>	<b>....</b>	<b>....</b>	<b>....</b>	<b>21.5</b>	<b>5.3 r</b>	<b>5.6 r</b>	<b>5.1 r</b>	<b>5.5 r</b>	<b>6.3 r</b>
<b>Memorandum Items</b>													
Africa	605	....	....	....	....	....	....	0.5	0.1	0.1	0.1	0.1	0.2
Middle East	405	0.7	0.2	0.2	0.2	0.2	0.1	0.0	0.0	0.0	0.0	0.0	0.0
European Union	998	0.6	0.2	0.1	0.3	0.1	0.0	0.6	0.2	0.1	0.1	0.1	0.2
Export earnings: fuel	080	0.7	0.2	0.2	0.2	0.2	0.1	0.0	0.0	0.0	0.0	0.0	0.0
Export earnings: nonfuel	092	9.2	3.3	1.1	4.8	1.1	1.0	194.6	44.5	56.1	39.9	52.7	85.7

# Moldova (921)

In Millions of U.S. Dollars

		Exports (FOB)						Imports (CIF)					
		2015	2015Q3	2015Q4	2016Q1	2016Q2	2016Q3	2015	2015Q3	2015Q4	2016Q1	2016Q2	2016Q3
IFS World		1,967.5	455.5	519.2	416.5	488.9	527.3	3,986.5	977.2	1,024.3	861.4	1,007.7	1,026.9
World	001	1,938.7	470.6	541.6	441.7	497.4	531.1	3,999.2	980.5	979.6	858.3	943.9	925.5
Advanced Economies	110	736.4	170.4	189.1	166.5	179.7	181.8	1,349.8	314.9	340.9	292.3	339.5	313.3
Euro Area	163	498.1	112.0	129.9	117.5	120.7	126.0	1,001.6	235.7	259.3	222.5	267.1	240.7
Austria	122	21.6	5.7 r	7.3 r	4.6 r	4.2 r	6.3 r	89.5	22.5 r	21.1 r	20.5 r	21.7 r	25.7 r
Belgium	124	9.4	2.1 r	3.2 r	2.8 r	3.0 r	2.2 r	32.8	6.8 r	7.1 r	6.0 r	9.3 r	6.2 r
Cyprus	423	7.0	3.0 r	0.6 r	0.7 r	0.5 r	2.2 r	0.7	0.2 r	0.1 r	0.2 r	0.2 r	0.1 r
Estonia	939	4.3	0.7 r	1.6 r	1.1 r	1.2 r	0.7 r	6.1	1.0 r	3.0 r	1.4 r	1.3 r	1.5 r
Finland	172	0.3	0.0 r	0.0 r	0.0 r	0.0 r	0.1 r	13.0	4.1 r	3.0 r	1.5 r	4.3 r	3.9 r
France	132	43.1	4.6 r	15.0 r	17.4 r	9.9 r	3.8 r	81.0	14.4 r	19.4 r	22.5 r	19.2 r	13.1 r
Germany	134	117.2	28.3 r	29.2 r	27.8 r	27.7 r	29.1 r	321.3	78.3 r	77.8 r	71.0 r	82.4 r	79.6 r
Greece	174	25.4	5.2 r	7.2 r	5.0 r	7.0 r	13.0 r	19.7	4.9 r	5.1 r	2.0 r	4.3 r	4.4 r
Ireland	178	0.2	0.0 r	0.1 r	0.2 r	0.3 r	0.2 r	6.9	2.5 r	1.6 r	0.3 r	0.8 r	0.6 r
Italy	136	197.0	52.3 r	46.0 r	45.0 r	52.1 r	53.2 r	279.2	66.2 r	75.3 r	60.5 r	83.3 r	69.8 r
Latvia	941	10.6	1.5 r	2.0 r	1.3 r	1.5 r	1.3 r	8.7	1.9 r	3.1 r	2.1 r	1.9 r	2.3 r
Lithuania	946	8.7	1.5 r	2.2 r	2.1 r	2.0 r	1.3 r	11.0	3.3 r	4.3 r	2.7 r	2.8 r	3.1 r
Luxembourg	137	0.4	0.0 r	0.3 r	0.8 r	0.8 r	0.8 r	2.5	0.2 r	0.2 r	0.1 r	0.5 r	0.3 r
Malta	181	0.3	0.1 r	....	0.0 r	0.0 r	0.7 r	0.2	....	0.2 r	0.5 r	0.7 r	0.5 r
Netherlands	138	24.2	2.6 r	4.5 r	4.2 r	3.9 r	3.1 r	41.7	8.6 r	13.0 r	9.9 r	11.8 r	10.4 r
Portugal	182	0.4	0.0 r	0.4 r	0.0 r	0.0 r	0.7 r	7.6	1.8 r	2.6 r	1.3 r	1.9 r	1.7 r
Slovak Republic	936	8.9	2.4 r	2.6 r	2.0 r	1.3 r	1.5 r	15.4	3.6 r	4.2 r	2.9 r	2.9 r	3.4 r
Slovenia	961	0.4	0.0 r	0.1 r	0.2 r	0.6 r	0.5 r	19.4	3.5 r	7.0 r	3.4 r	5.0 r	4.9 r
Spain	184	18.6	2.2 r	7.5 r	2.5 r	4.7 r	5.4 r	44.8	11.9 r	11.1 r	13.5 r	12.9 r	9.4 r
Australia	193	0.2	0.0 r	0.0 r	0.1 r	0.0 r	0.0 r	0.7	0.4 r	0.0 r	0.1 r	0.1 r	0.3 r
Canada	156	2.6	0.5 r	0.4 r	0.8 r	0.6 r	0.7 r	5.7	1.2 r	2.8 r	1.2 r	0.9 r	0.9 r
China,P.R.: Hong Kong	532	0.2	0.1 r	0.0 r	0.0 r	0.1 r	0.1 r	3.4	0.7 r	1.2 r	0.5 r	0.4 r	0.5 r
China,P.R.: Macao	546	....	....	....	....	....	....	0.0	0.0 r	0.0 r	0.0 r	0.0 r	0.0 r
Czech Republic	935	27.7	6.2 r	7.2 r	7.8 r	7.5 r	7.0 r	51.1	13.8 r	14.7 r	11.0 r	14.1 r	11.4 r
Denmark	128	3.0	0.7 r	1.2 r	0.3 r	0.5 r	0.3 r	14.8	4.2 r	2.9 r	2.9 r	2.6 r	3.2 r
Iceland	176	....	....	....	....	....	....	4.0	2.3 r	1.7 r	4.9 r	4.8 r	4.9 r
Israel	436	2.3	0.4 r	0.9 r	0.9 r	0.7 r	1.1 r	28.3	8.6 r	7.8 r	2.2 r	4.6 r	0.5 r
Japan	158	1.3	0.5 r	0.3 r	0.3 r	0.3 r	0.6 r	42.1	2.5 r	1.7 r	1.3 r	2.2 r	6.8 r
Korea, Republic of	542	0.2	0.1 r	0.0 r	0.0 r	0.0 r	0.0 r	22.7	7.1 r	4.5 r	7.4 r	7.6 r	6.4 r
New Zealand	196	0.0	0.0 r	0.0 r	0.0 r	0.0 r	0.0 r	1.9	0.0 r	0.1 r	0.3 r	0.3 r	0.3 r
Norway	142	0.6	0.2 r	0.2 r	0.2 r	0.2 r	0.1 r	6.1	2.1 r	1.2 r	0.4 r	1.8 r	1.6 r
San Marino	135	0.0	0.0 r	0.0 r	0.0 r	0.0 r	0.0 r	0.1	0.0 r	0.0 r	0.0 r	0.0 r	0.0 r
Singapore	576	0.5	0.1 r	0.2 r	0.2 r	0.1 r	0.2 r	2.3	0.5 r	0.6 r	0.2 r	0.3 r	0.5 r
Sweden	144	3.1	0.4 r	1.0 r	0.2 r	0.3 r	0.7 r	16.4	2.5 r	3.3 r	3.9 r	4.4 r	4.9 r
Switzerland	146	35.4	9.2 r	8.3 r	9.9 r	8.2 r	9.9 r	32.2	5.4 r	7.4 r	3.2 r	4.8 r	5.0 r
Taiwan Prov.of China	528	1.0	0.3 r	0.4 r	0.2 r	0.1 r	0.5 r	12.4	3.5 r	3.7 r	1.8 r	2.6 r	3.9 r
United Kingdom	112	138.2	34.6 r	35.2 r	24.9 r	34.6 r	28.6 r	53.1	12.3 r	13.8 r	14.0 r	14.3 r	15.6 r
United States	111	22.0	5.1 r	3.8 r	3.2 r	5.8 r	5.9 r	50.8	12.1 r	13.9 r	14.5 r	6.5 r	5.7 r
Vatican	187	....	....	....	....	....	....	0.0	0.0 r	0.0 r	0.0 r	0.0 r	0.0 r
Emerg. & Dev. Economies	200	1,202.4	300.1	352.5	275.2	317.6	349.3	2,643.3	664.1	637.2	564.7	602.8	610.6
Emerg. & Dev. Asia	505	29.5	8.3	8.8	10.1	10.3	11.8	442.7	110.8	114.9	81.9	86.5	89.6
Bangladesh	513	0.6	0.1 r	0.1 r	0.1 r	0.1 r	0.1 r	5.5	0.5 r	2.1 r	0.8 r	0.8 r	0.8 r
Bhutan	514	....	....	....	....	....	....	0.0	0.0 r	0.0 r	0.0 r	0.0 r	0.0 r
Cambodia	522	0.1	0.0 r	0.0 r	0.0 r	0.0 r	0.0 r	0.6	0.2 r	0.2 r	0.1 r	0.2 r	0.2 r
China,P.R.: Mainland	924	8.6	2.6 r	1.8 r	2.1 r	2.0 r	2.5 r	366.4	93.9 r	97.2 r	66.9 r	70.8 r	73.3 r
India	534	0.3	0.0 r	0.2 r	0.0 r	0.0 r	0.0 r	26.2	6.6 r	5.8 r	5.3 r	5.2 r	6.0 r
Indonesia	536	11.6	1.6 r	4.1 r	6.7 r	6.9 r	7.4 r	4.6	0.8 r	1.1 r	1.1 r	1.1 r	1.1 r
Lao People's Dem.Rep	544	....	....	....	....	....	....	0.0	0.0 r	0.0 r	0.0 r	0.0 r	0.0 r
Malaysia	548	3.1	1.4 r	1.4 r	0.5 r	0.6 r	0.7 r	7.5	1.4 r	1.7 r	2.2 r	2.1 r	2.0 r
Maldives	556	0.0	0.0 r	0.0 r	0.0 r	0.0 r	0.0 r	....	....	....	....	....	....
Mongolia	948	0.4	0.1 r	0.1 r	0.1 r	0.1 r	0.1 r	....	....	....	....	....	....
Myanmar	518	1.0	0.2 r	0.3 r	0.2 r	0.3 r	0.3 r	0.0	0.0 r	0.0 r	0.0 r	0.0 r	0.0 r
Nepal	558	0.2	0.0 r	0.0 r	0.0 r	0.0 r	0.0 r	0.0	0.0 r	0.0 r	0.0 r	0.0 r	0.0 r
Papua New Guinea	853	....	....	....	....	....	....	0.0	0.0 r	0.0 r	0.0 r	0.0 r	0.0 r
Philippines	566	0.3	....	....	0.0 r	0.0 r	0.0 r	1.3	....	0.3 r	....	....	....
Sri Lanka	524	1.6	1.6 r	0.0 r	....	0.0 r	0.0 r	2.0	0.6 r	0.4 r	0.3 r	0.4 r	0.2 r

# Moldova (921)

In Millions of U.S. Dollars

		Exports (FOB)						Imports (CIF)					
		2015	2015Q3	2015Q4	2016Q1	2016Q2	2016Q3	2015	2015Q3	2015Q4	2016Q1	2016Q2	2016Q3
Thailand	578	0.9	0.3 r	0.4 r	0.1 r	0.0 r	0.2 r	5.2	1.1 r	0.1 r	0.0 r	0.0 r	0.0 r
Vanuatu	846	....	....	....	....	....	....	0.0	0.0 r	0.0 r	0.0 r	0.0 r	0.0 r
Vietnam	582	0.9	0.2 r	0.2 r	0.2 r	0.2 r	0.2 r	11.8	2.9 r	3.1 r	2.6 r	3.1 r	3.1 r
Asia n.s.	598	....	....	....	....	....	....	11.5	2.8 r	2.9 r	2.5 r	2.9 r	3.0 r
<b>Europe</b>	<b>170</b>	<b>1,127.5</b>	<b>283.8</b>	<b>332.1</b>	<b>256.5</b>	<b>294.4</b>	<b>326.8</b>	<b>2,144.7</b>	<b>536.8</b>	<b>512.2</b>	<b>471.9</b>	<b>505.3</b>	<b>509.3</b>
<b>Emerg. &amp; Dev. Europe</b>	<b>903</b>	<b>617.3</b>	<b>155.9</b>	<b>158.3</b>	<b>138.5</b>	<b>171.7</b>	<b>159.6</b>	<b>1,124.5</b>	<b>294.4</b>	<b>268.4</b>	<b>253.6</b>	<b>309.6</b>	<b>299.6</b>
Albania	914	0.0	0.0 r	0.0 r	0.0 r	0.0 r	0.0 r	0.1	0.0 r	0.0 r	0.0 r	0.0 r	0.0 r
Bosnia and Herzegovina	963	0.8	0.2 r	0.2 r	0.2 r	0.2 r	0.2 r	1.9	0.5 r	0.5 r	0.4 r	0.5 r	0.5 r
Bulgaria	918	28.2	8.6 r	7.5 r	8.3 r	15.9 r	15.9 r	68.4	10.4 r	14.1 r	13.6 r	4.6 r	3.7 r
Croatia	960	0.2	0.1 r	0.1 r	0.1 r	0.1 r	0.1 r	2.1	0.4 r	0.9 r	0.1 r	2.0 r	1.7 r
Faroe Islands	816	0.0 e	0.0 e	0.0 e	0.0 e	0.0 e	0.0 e	2.2	0.5 r	0.6 r	0.5 r	0.6 r	0.6 r
Gibraltar	823	0.0	0.0 r	0.0 r	0.0 r	0.0 r	0.0 r	0.0	0.0 r	0.0 r	0.0 r	0.0 r	0.0 r
Hungary	944	4.3	0.6 r	1.0 r	1.1 r	1.5 r	2.4 r	69.3	14.0 r	15.2 r	17.6 r	19.0 r	17.6 r
Macedonia, FYR	962	1.9	0.4 r	0.5 r	0.4 r	0.5 r	0.5 r	1.8	0.5 r	0.4 r	0.4 r	0.5 r	0.5 r
Montenegro	943	0.0	0.0 r	0.0 r	0.0 r	0.0 r	0.0 r	0.0	0.0 r	....	....	0.0 r	....
Poland	964	68.5	18.1 r	24.9 r	13.0 r	12.7 r	16.9 r	122.4	35.1 r	35.2 r	23.5 r	27.9 r	30.9 r
Romania	968	446.4	120.2 r	114.5 r	105.3 r	114.9 r	118.0 r	555.1	155.8 r	119.6 r	110.8 r	146.2 r	157.9 r
Serbia, Republic of	942	2.6	0.6 r	0.5 r	0.4 r	0.3 r	0.2 r	15.9	5.6 r	3.4 r	2.3 r	3.7 r	5.4 r
Turkey	186	64.4	7.1 r	9.1 r	9.7 r	25.6 r	5.3 r	285.1	71.6 r	78.4 r	84.3 r	104.5 r	80.8 r
<b>CIS</b>	<b>901</b>	<b>510.2</b>	<b>127.9</b>	<b>173.8</b>	<b>118.1</b>	<b>122.7</b>	<b>167.2</b>	<b>1,020.0</b>	<b>242.4</b>	<b>243.8</b>	<b>218.3</b>	<b>195.7</b>	<b>209.7</b>
Armenia	911	1.1	0.3 r	0.3 r	0.2 r	0.2 r	0.2 r	0.6	0.2 r	0.3 r	0.0 r	0.0 r	0.2 r
Azerbaijan, Rep. of	912	3.5	0.8 r	0.9 r	0.8 r	1.0 r	1.2 r	0.3	0.1 r	0.1 r	0.1 r	0.1 r	0.1 r
Belarus	913	131.6	23.3 r	65.9 r	46.2 r	16.5 r	16.2 r	84.2	25.6 r	21.5 r	14.0 r	21.6 r	25.9 r
Georgia	915	17.9	3.8 r	4.5 r	3.9 r	2.7 r	4.8 r	1.9	0.5 r	0.3 r	0.1 r	0.2 r	0.2 r
Kazakhstan	916	58.6	14.1 r	16.0 r	12.3 r	13.8 r	14.2 r	11.0	2.7 r	2.8 r	2.4 r	2.8 r	2.8 r
Kyrgyz Republic	917	1.9	0.4 r	0.5 r	0.4 r	0.5 r	0.6 r	0.2	0.0 r	0.1 r	0.0 r	0.1 r	0.1 r
Russian Federation	922	240.6	72.1 r	69.6 r	41.4 r	74.9 r	113.7 r	535.7	96.3 r	126.9 r	135.1 r	80.1 r	81.4 r
Tajikistan	923	0.7	0.2 r	0.2 r	0.2 r	0.2 r	0.2 r	0.1	0.0 r	0.0 r	0.0 r	0.0 r	0.0 r
Turkmenistan	925	1.8	0.4 r	0.5 r	....	....	....	2.7	0.7 r	0.7 r	....	....	....
Ukraine	926	45.8	10.9 r	13.7 r	11.3 r	11.4 r	14.4 r	371.1	113.4 r	88.1 r	64.2 r	87.9 r	96.1 r
Uzbekistan	927	6.6	1.5 r	1.7 r	1.4 r	1.6 r	1.7 r	12.3	3.0 r	3.1 r	2.5 r	2.9 r	2.9 r
Europe n.s.	884	....	....	....	....	....	....	0.2	0.0 r	0.0 r	0.0 r	0.0 r	0.0 r
<b>Mid East, N Africa, Pak</b>	<b>440</b>	<b>40.9</b>	<b>6.9</b>	<b>10.4</b>	<b>7.7</b>	<b>11.9</b>	<b>9.5</b>	<b>17.2</b>	<b>5.4</b>	<b>3.3</b>	<b>3.2</b>	<b>3.2</b>	<b>3.3</b>
Afghanistan, I.R. of	512	0.0	0.0 r	0.0 r	0.0 r	0.0 r	0.0 r	0.0	0.0 r	0.0 r	0.0 r	0.0 r	0.0 r
Algeria	612	0.2	0.0 r	0.0 r	0.0 r	0.0 r	0.0 r	0.0	0.0 r	0.0 r	0.0 r	0.0 r	0.0 r
Egypt	469	3.1	0.0 r	0.9 r	0.0 r	0.0 r	0.0 r	6.3	2.9 r	0.6 r	0.5 r	0.5 r	0.5 r
Iran, I.R. of	429	0.9	0.2 r	0.2 r	0.2 r	0.2 r	0.2 r	1.1	0.3 r	0.3 r	0.2 r	0.3 r	0.3 r
Iraq	433	17.1	4.0 r	4.5 r	3.6 r	4.2 r	4.6 r	....	....	....	....	....	....
Jordan	439	0.6	0.0 r	0.0 r	0.0 r	3.0 r	0.0 r	0.6	....	0.1 r	0.4 r	0.1 r	0.2 r
Kuwait	443	0.1	0.0 r	0.0 r	0.0 r	0.0 r	0.0 r	0.0	0.0 r	0.0 r	0.0 r	0.0 r	0.0 r
Lebanon	446	8.6	0.3 r	1.9 r	1.5 r	1.7 r	1.9 r	0.4	0.1 r	....	....	....	....
Libya	672	0.3	0.1 r	0.1 r	0.1 r	0.1 r	0.1 r	0.6	0.2 r	0.2 r	0.1 r	0.2 r	0.2 r
Mauritania	682	....	....	....	....	....	....	0.2	0.1 r	0.1 r	0.0 r	0.1 r	0.1 r
Morocco	686	0.0	0.0 r	0.0 r	0.0 r	0.0 r	0.0 r	1.4	0.3 r	0.3 r	0.3 r	0.3 r	0.3 r
Oman	449	....	....	....	....	....	....	0.0	0.0 r	0.0 r	0.0 r	0.0 r	0.0 r
Pakistan	564	0.6	0.2 r	0.2 r	0.2 r	0.2 r	0.2 r	3.2	0.8 r	0.8 r	0.8 r	0.8 r	0.8 r
Qatar	453	0.1	0.0 r	0.0 r	0.0 r	0.0 r	0.0 r	0.3	0.1 r	0.1 r	0.1 r	0.1 r	0.1 r
Saudi Arabia	456	0.5	0.1 r	0.1 r	0.1 r	0.1 r	0.1 r	0.2	0.1 r	0.1 r	0.0 r	0.1 r	0.1 r
Sudan	732	2.2	0.6 r	0.6 r	0.6 r	0.6 r	0.6 r	0.0	0.0 r	0.0 r	0.0 r	0.0 r	0.0 r
Syrian Arab Republic	463	5.7	1.3 r	1.5 r	1.2 r	1.4 r	1.5 r	0.0	0.0 r	0.0 r	0.0 r	0.0 r	0.0 r
Tunisia	744	0.0	0.0 r	0.0 r	0.0 r	0.0 r	0.0 r	1.9	0.5 r	0.5 r	0.5 r	0.5 r	0.5 r
United Arab Emirates	466	0.8	0.2 r	0.2 r	0.2 r	0.2 r	0.2 r	0.9	0.2 r	0.2 r	0.2 r	0.2 r	0.2 r
West Bank and Gaza	487	....	....	....	....	....	....	0.0	0.0 r	0.0 r	0.0 r	0.0 r	0.0 r
Yemen, Republic of	474	0.0	0.0 r	0.0 r	0.0 r	0.0 r	0.0 r	....	....	....	....	....	....
<b>Sub-Saharan Africa</b>	<b>603</b>	<b>2.7</b>	<b>0.6</b>	<b>0.8</b>	<b>0.6</b>	<b>0.6</b>	<b>0.7</b>	<b>9.6</b>	<b>4.7</b>	<b>1.2</b>	<b>1.1</b>	<b>1.2</b>	<b>1.1</b>
Benin	638	....	....	....	....	....	....	0.0	0.0 r	0.0 r	0.0 r	0.0 r	0.0 r
Burkina Faso	748	....	....	....	....	....	....	0.0	0.0 r	0.0 r	0.0 r	0.0 r	0.0 r
Cabo Verde	624	0.0 e	0.0 e	0.0 e	0.0 e	0.0 e	0.0 e	....	....	....	....	....	....
Cameroon	622	0.0	0.0 r	0.0 r	0.0 r	0.0 r	0.0 r	0.0	0.0 r	0.0 r	0.0 r	0.0 r	0.0 r
Central African Rep.	626	....	....	....	....	....	....	0.0	0.0 r	0.0 r	0.0 r	0.0 r	0.0 r

# Moldova (921)

In Millions of U.S. Dollars

		Exports (FOB)						Imports (CIF)					
		2015	2015Q3	2015Q4	2016Q1	2016Q2	2016Q3	2015	2015Q3	2015Q4	2016Q1	2016Q2	2016Q3
Comoros	632	....	....	....	....	....	....	0.0	0.0 r	0.0 r	0.0 r	0.0 r	0.0 r
Congo, Republic of	634	0.1	0.0 r	0.0 r	0.0 r	0.0 r	0.0 r	....	....	....	....	....	....
Côte d'Ivoire	662	0.5	0.1 r	0.1 r	0.1 r	0.1 r	0.1 r	2.1	0.5 r	0.4 r	0.4 r	0.3 r	0.2 r
Equatorial Guinea	642	....	....	....	....	....	....	0.0	0.0 r	0.0 r	0.0 r	0.0 r	0.0 r
Ethiopia	644	....	....	....	....	....	....	0.0	0.0 r	0.0 r	0.0 r	0.0 r	0.0 r
Gabon	646	0.3 e	0.1 e	0.1 e	0.0 e	0.0 e	0.1 e	....	....	....	....	....	....
Ghana	652	0.5	0.1 r	0.1 r	0.1 r	0.1 r	0.1 r	1.7	0.4 r	0.4 r	0.4 r	0.4 r	0.4 r
Guinea	656	....	....	....	....	....	....	0.0	0.0 r	0.0 r	0.0 r	0.0 r	0.0 r
Guinea-Bissau	654	....	....	....	....	....	....	0.0	0.0 r	0.0 r	0.0 r	0.0 r	0.0 r
Kenya	664	0.0	0.0 r	0.0 r	0.0 r	0.0 r	0.0 r	0.1	0.0 r	0.0 r	0.0 r	0.0 r	0.0 r
Liberia	668	0.0	0.0 r	0.0 r	0.0 r	0.0 r	0.0 r	....	....	....	....	....	....
Madagascar	674	0.0	0.0 r	0.0 r	0.0 r	0.0 r	0.0 r	0.1	0.0 r	0.0 r	0.0 r	0.0 r	0.0 r
Malawi	676	....	....	....	....	....	....	0.0	0.0 r	0.0 r	0.0 r	0.0 r	0.0 r
Mali	678	....	....	....	....	....	....	0.0	0.0 r	0.0 r	0.0 r	0.0 r	0.0 r
Mauritius	684	....	....	....	....	....	....	0.0	0.0 r	....	....	....	....
Namibia	728	....	....	....	....	....	....	0.0	0.0 r	0.0 r	0.0 r	0.0 r	0.0 r
Niger	692	0.0	0.0 r	0.0 r	0.0 r	0.0 r	0.0 r	0.0	0.0 r	0.0 r	0.0 r	0.0 r	0.0 r
Nigeria	694	0.8	0.2 r	0.2 r	0.2 r	0.2 r	0.2 r	0.0	0.0 r	0.0 r	0.0 r	0.0 r	0.0 r
Rwanda	714	0.0	0.0 r	0.0 r	0.0 r	0.0 r	0.0 r	....	....	....	....	....	....
São Tomé & Príncipe	716	....	....	....	....	....	....	0.0	0.0 r	0.0 r	0.0 r	0.0 r	0.0 r
Senegal	722	0.3	0.1 r	0.1 r	0.1 r	0.1 r	0.1 r	0.0	0.0 r	0.0 r	0.0 r	0.0 r	0.0 r
Sierra Leone	724	....	....	....	....	....	....	0.0	0.0 r	0.0 r	0.0 r	0.0 r	0.0 r
South Africa	199	0.1	0.0 r	0.1 r	0.0 r	0.0 r	0.0 r	4.5	3.4 r	0.0 r	0.1 r	0.1 r	0.1 r
Swaziland	734	....	....	....	....	....	....	0.0	0.0 r	0.0 r	0.0 r	0.0 r	0.0 r
Tanzania	738	....	....	....	....	....	....	0.1	0.0 r	0.0 r	0.0 r	0.0 r	0.0 r
Togo	742	....	....	....	....	....	....	0.0	0.0 r	0.0 r	0.0 r	0.0 r	0.0 r
Uganda	746	....	....	....	....	....	....	0.9	0.2 r	0.2 r	0.2 r	0.2 r	0.2 r
Zimbabwe	698	....	....	....	....	....	....	0.0	0.0 r	0.0 r	0.0 r	0.0 r	0.0 r
Africa n.s.	799	....	....	....	....	....	....	0.0	0.0 r	0.0 r	0.0 r	0.0 r	0.0 r
<b>Western Hemisphere</b>	205	<b>1.7</b>	<b>0.4</b>	<b>0.4</b>	<b>0.4</b>	<b>0.4</b>	<b>0.4</b>	<b>29.1</b>	<b>6.4</b>	<b>5.7</b>	<b>6.6</b>	<b>6.7</b>	<b>7.2</b>
Antigua and Barbuda	311	0.9	0.2 r	0.2 r	0.2 r	0.2 r	0.2 r	0.0	0.0 r	0.0 r	0.0 r	0.0 r	0.0 r
Argentina	213	....	....	....	....	....	....	5.8	1.5 r	1.5 r	1.5 r	1.5 r	1.5 r
Bahamas, The	313	0.1	0.0 r	0.0 r	0.0 r	0.0 r	0.0 r	0.1	0.0 r	0.0 r	0.0 r	0.0 r	0.0 r
Barbados	316	0.0 e	0.0 e	0.0 e	0.0 e	0.0 e	0.0 e	0.0	0.0 r	0.0 r	0.0 r	0.0 r	0.0 r
Belize	339	....	....	....	....	....	....	0.0	0.0 r	0.0 r	0.0 r	0.0 r	0.0 r
Bermuda	319	....	....	....	....	....	....	0.0	0.0 r	0.0 r	0.0 r	0.0 r	0.0 r
Bolivia	218	0.0 e	....	....	0.0 e	0.0 e	0.0 e	0.0	0.0 r	0.0 r	0.0 r	0.0 r	0.0 r
Brazil	223	0.0	0.0 r	0.0 r	0.0 r	0.0 r	0.0 r	5.4	1.5 r	1.4 r	1.9 r	1.7 r	1.9 r
Chile	228	....	....	....	....	....	....	1.4	0.4 r	0.4 r	0.4 r	0.1 r	0.1 r
Colombia	233	0.0	0.0 r	0.0 r	0.0 r	0.0 r	0.0 r	0.4	0.2 r	0.1 r	0.2 r	0.2 r	0.2 r
Costa Rica	238	0.0	0.0 r	0.0 r	0.0 r	0.0 r	0.0 r	1.8	0.4 r	0.5 r	0.4 r	0.5 r	0.5 r
Curacao	354	....	....	....	....	....	....	0.0	0.0 r	0.0 r	0.0 r	0.0 r	0.0 r
Dominica	321	....	....	....	....	....	....	0.0	0.0 r	0.0 r	0.0 r	0.0 r	0.0 r
Dominican Republic	243	....	....	....	....	....	....	0.0	0.0 r	0.0 r	0.0 r	0.0 r	0.0 r
Ecuador	248	0.0	....	....	....	....	....	7.4	0.6 r	0.4 r	0.9 r	1.2 r	1.5 r
El Salvador	253	....	....	....	....	....	....	0.0	0.0 r	0.0 r	0.0 r	0.0 r	0.0 r
Falkland Islands	323	....	....	....	....	....	....	0.1	0.0 r	0.0 r	0.0 r	0.0 r	0.0 r
Greenland	326	....	....	....	....	....	....	1.2	0.3 r	0.3 r	0.3 r	0.3 r	0.3 r
Grenada	328	....	....	....	....	....	....	0.0	0.0 r	0.0 r	0.0 r	0.0 r	0.0 r
Guatemala	258	....	....	....	....	....	....	0.0	0.0 r	0.0 r	0.0 r	0.0 r	0.0 r
Guyana	336	....	....	....	....	....	....	0.0	0.0 r	0.0 r	0.0 r	0.0 r	0.0 r
Haiti	263	....	....	....	....	....	....	0.0	0.0 r	0.0 r	0.0 r	0.0 r	0.0 r
Honduras	268	....	....	....	....	....	....	0.0	0.0 r	0.0 r	0.0 r	0.0 r	0.0 r
Jamaica	343	0.0 e	0.0 e	0.0 e	0.0 e	0.0 e	0.0 e	0.1	0.0 r	0.0 r	0.0 r	0.0 r	0.0 r
Mexico	273	0.0	0.0 r	0.0 r	0.0 r	0.0 r	0.0 r	3.5	0.8 r	0.9 r	0.9 r	1.0 r	1.0 r
Nicaragua	278	....	....	....	....	....	....	0.1	0.0 r	0.0 r	0.0 r	0.0 r	0.0 r
Panama	283	0.7	0.2 r	0.2 r	0.2 r	0.2 r	0.2 r	0.0	0.0 r	0.0 r	0.0 r	0.0 r	0.0 r
Paraguay	288	....	....	....	....	....	....	0.2	0.0 r	0.0 r	0.0 r	0.0 r	0.0 r
Peru	293	0.0	0.0 r	0.0 r	0.0 r	0.0 r	0.0 r	0.3	0.1 r	0.1 r	0.1 r	0.1 r	0.1 r
St. Kitts and Nevis	361	....	....	....	....	....	....	0.0	0.0 r	0.0 r	0.0 r	0.0 r	0.0 r

# Moldova (921)

In Millions of U.S. Dollars

		Exports (FOB)						Imports (CIF)					
		2015	2015Q3	2015Q4	2016Q1	2016Q2	2016Q3	2015	2015Q3	2015Q4	2016Q1	2016Q2	2016Q3
Suriname	366	....	....	....	....	....	....	0.0	0.0 r	0.0 r	0.0 r	0.0 r	0.0 r
Trinidad and Tobago	369	0.0	0.0 r	0.0 r	0.0 r	0.0 r	0.0 r	0.0	0.0 r	0.0 r	0.0 r	0.0 r	0.0 r
Uruguay	298	....	....	....	....	....	....	1.0	0.5 r	....	....	....	....
Venezuela, Rep. Bol.	299	....	....	....	....	....	....	0.0	0.0 r	0.0 r	0.0 r	0.0 r	0.0 r
Western Hem. n.s.	399	....	....	....	....	....	....	0.0	0.0 r	0.0 r	0.0 r	0.0 r	0.0 r
<b>Other Countries n.i.e</b>	910	....	....	....	....	....	....	<b>0.3</b>	<b>0.1</b>	<b>0.1</b>	<b>0.1</b>	<b>0.1</b>	<b>0.1</b>
Cuba	928	....	....	....	....	....	....	0.1	0.0 r	0.0 r	0.0 r	0.0 r	0.0 r
Korea, Dem. People's Rep.	954	....	....	....	....	....	....	0.2	0.0 r	0.1 r	0.0 r	0.0 r	0.1 r
<b>Countries &amp; Areas n.s.</b>	898	....	....	....	....	....	....	<b>5.9</b>	<b>1.4 r</b>	<b>1.5 r</b>	<b>1.3 r</b>	<b>1.5 r</b>	<b>1.5 r</b>
<b>Memorandum Items</b>													
Africa	605	5.1	1.2	1.4	1.2	1.2	1.3	13.1	5.6	2.1	2.0	2.0	2.0
Middle East	405	37.8	6.2	9.6	6.9	11.1	8.8	10.5	3.8	1.5	1.5	1.4	1.6
European Union	998	1,217.6	301.5	322.6	278.6	308.6	315.8	1,954.3	484.2	479.0	420.0	502.2	487.6
Export earnings: fuel	080	325.7	92.3	92.7	59.0	94.9	134.7	560.6	101.2	131.8	139.3	85.3	86.8
Export earnings: nonfuel	092	1,613.0	378.2	448.9	382.8	402.4	396.3	3,438.6	879.3	847.8	719.0	858.7	838.7

# Mongolia (948)

In Millions of U.S. Dollars

		Exports (FOB)						Imports (CIF)					
		2015	2015Q3	2015Q4	2016Q1	2016Q2	2016Q3	2015	2015Q3	2015Q4	2016Q1	2016Q2	2016Q3
IFS World		4,669.5	1,170.7	1,128.6	959.0	1,233.9	1,139.9	3,797.2	1,018.1	940.4	599.1	900.0	948.9
World	001	4,668.5	1,166.0	1,122.8	964.0	1,229.9	1,140.4	3,803.3	1,011.8	945.3	645.3	918.2	965.3
Advanced Economies	110	661.9	168.9	161.8	142.5	169.5	156.3	1,067.3	281.0	271.9	208.7	280.4	297.6
Euro Area	163	64.7	16.3	16.1	14.2	17.9	16.9	269.1	73.3	68.5	43.8	65.6	69.2
Austria	122	1.0	0.3 r	0.3 r	0.3 r	0.3 r	0.3 r	23.9	7.0 r	6.3 r	3.7 r	5.0 r	4.8 r
Belgium	124	0.3	0.1 r	0.1 r	0.1 r	0.1 r	0.1 r	6.6	1.9 r	1.8 r	1.2 r	1.8 r	1.9 r
Cyprus	423	....	....	....	....	....	....	0.8	0.2 r	0.2 r	0.1 r	0.2 r	0.2 r
Estonia	939	....	....	....	....	....	....	1.3	0.4 r	0.4 r	0.4 r	0.3 r	0.3 r
Finland	172	0.4	0.1 r	0.1 r	0.1 r	0.1 r	0.1 r	6.6	1.9 r	1.9 r	1.3 r	2.0 r	2.1 r
France	132	7.3	1.8 r	1.7 r	1.8 r	1.8 r	1.9 r	27.5	7.0 r	6.5 r	4.4 r	6.8 r	7.5 r
Germany	134	10.8	2.7 r	2.7 r	2.4 r	3.2 r	3.0 r	124.4	34.0 r	31.9 r	20.4 r	30.8 r	32.5 r
Greece	174	....	....	....	....	....	....	1.1	0.3 r	0.3 r	0.2 r	0.3 r	0.3 r
Ireland	178	0.0	0.0 r	0.0 r	0.0 r	0.0 r	0.0 r	3.1	0.8 r	0.8 r	0.5 r	0.7 r	0.7 r
Italy	136	43.4	11.1 r	10.9 r	9.3 r	12.0 r	11.1 r	33.3	8.9 r	8.3 r	5.2 r	7.9 r	8.3 r
Latvia	941	0.0	0.0 r	0.0 r	0.0 r	0.0 r	0.0 r	1.4	0.3 r	0.3 r	0.2 r	0.3 r	0.4 r
Lithuania	946	0.0	0.0 r	0.0 r	0.0 r	0.0 r	0.0 r	1.2	0.3 r	0.4 r	0.3 r	0.6 r	0.8 r
Luxembourg	137	....	....	....	....	....	....	0.1	0.0 r	0.0 r	0.0 r	0.0 r	0.0 r
Malta	181	0.0	0.0 r	0.0 r	0.0 r	0.0 r	0.0 r	0.1	0.0 r	0.0 r	0.0 r	0.0 r	0.0 r
Netherlands	138	0.5	0.1 r	0.1 r	0.1 r	0.1 r	0.1 r	14.5	4.0 r	3.7 r	2.3 r	3.4 r	3.6 r
Portugal	182	0.0	0.0 r	0.0 r	0.0 r	0.0 r	0.0 r	0.8	0.2 r	0.2 r	0.1 r	0.2 r	0.2 r
Slovak Republic	936	0.0	0.0 r	0.0 r	0.0 r	0.0 r	0.0 r	3.2	0.9 r	0.8 r	0.5 r	0.7 r	0.7 r
Slovenia	961	....	....	....	....	....	....	11.1	3.1 r	2.9 r	1.7 r	2.5 r	2.5 r
Spain	184	0.8	0.2 r	0.2 r	0.2 r	0.2 r	0.2 r	8.2	1.9 r	1.8 r	1.3 r	2.2 r	2.5 r
Australia	193	2.9	0.7 r	0.7 r	0.8 r	0.8 r	0.8 r	11.8	3.3 r	3.4 r	2.3 r	3.6 r	4.0 r
Canada	156	1.6	0.4 r	0.4 r	0.3 r	0.4 r	0.4 r	19.6	5.4 r	6.2 r	6.9 r	7.4 r	7.9 r
China,P.R.: Hong Kong	532	11.8	3.3 r	3.3 r	3.1 r	2.8 r	2.7 r	20.5	4.9 r	4.9 r	5.0 r	5.2 r	5.3 r
China,P.R.: Macao	546	....	....	....	....	....	....	0.0	0.0 r	0.0 r	0.0 r	0.0 r	0.0 r
Czech Republic	935	0.2	0.1 r	0.1 r	0.0 r	0.1 r	0.0 r	7.2	2.0 r	1.8 r	1.2 r	1.8 r	1.9 r
Denmark	128	0.1	0.0 r	0.0 r	0.0 r	0.0 r	0.0 r	4.9	1.3 r	1.3 r	0.9 r	1.4 r	1.6 r
Iceland	176	....	....	....	....	....	....	0.0	0.0 r	0.0 r	0.0 r	0.0 r	0.0 r
Israel	436	0.0	0.0 r	0.0 r	0.0 r	0.0 r	0.0 r	0.7	0.2 r	0.2 r	0.2 r	0.2 r	0.2 r
Japan	158	20.3	5.0 r	4.8 r	4.0 r	5.0 r	4.6 r	274.6	73.9 r	68.2 r	43.3 r	64.8 r	68.1 r
Korea, Republic of	542	66.6	18.8 r	18.2 r	14.1 r	16.4 r	13.8 r	258.7	62.9 r	65.0 r	69.2 r	73.3 r	76.6 r
New Zealand	196	0.1	0.0 r	0.0 r	0.0 r	0.0 r	0.0 r	8.9	2.7 r	2.6 r	1.6 r	2.3 r	2.4 r
Norway	142	0.6	0.1 r	0.2 r	0.1 r	0.1 r	0.1 r	1.1	0.3 r	0.3 r	0.2 r	0.3 r	0.3 r
Singapore	576	26.6	7.2 r	6.9 r	5.5 r	6.6 r	5.7 r	22.1	5.4 r	5.1 r	3.6 r	5.9 r	6.6 r
Sweden	144	0.8	0.2 r	0.2 r	0.2 r	0.2 r	0.2 r	12.8	3.7 r	3.6 r	2.3 r	3.6 r	3.8 r
Switzerland	146	109.2	27.4 r	26.4 r	29.4 r	29.9 r	29.7 r	8.5	2.3 r	2.2 r	1.3 r	2.0 r	2.0 r
Taiwan Prov.of China	528	0.1	0.0 r	0.0 r	0.0 r	0.0 r	0.0 r	6.7	1.8 r	1.7 r	1.1 r	1.6 r	1.7 r
United Kingdom	112	337.7	84.3 r	80.0 r	66.9 r	84.8 r	77.4 r	23.7	6.6 r	6.2 r	3.9 r	5.9 r	6.1 r
United States	111	18.7	4.9 r	4.6 r	3.7 r	4.5 r	3.9 r	116.4	30.9 r	30.9 r	21.8 r	35.6 r	39.9 r
Vatican	187	....	....	....	....	....	....	0.0	0.0 r	0.0 r	0.0 r	0.0 r	0.0 r
Emerg. & Dev. Economies	200	4,005.9	996.9	960.8	821.3	1,060.2	984.0	2,735.1	730.6	673.1	436.5	637.6	667.6
Emerg. & Dev. Asia	505	3,909.3	971.9	936.5	800.7	1,035.3	961.2	1,510.7	407.3	374.6	239.8	347.9	361.5
Bangladesh	513	....	....	....	....	....	....	4.6	1.2 r	1.2 r	1.1 r	1.1 r	1.0 r
Brunei Darussalam	516	....	....	....	....	....	....	0.0	0.0 r	0.0 r	0.0 r	0.0 r	0.0 r
Cambodia	522	....	....	....	....	....	....	0.5	0.1 r	0.1 r	0.1 r	0.1 r	0.1 r
China,P.R.: Mainland	924	3,897.4	968.9 r	933.6 r	797.8 r	1,032.5 r	958.4 r	1,360.7	367.9 r	337.0 r	210.6 r	310.8 r	323.0 r
Fiji	819	....	....	....	....	....	....	0.0	0.0 r	0.0 r	0.0 r	0.0 r	0.0 r
India	534	3.8	1.0 r	0.9 r	0.9 r	0.8 r	0.8 r	16.8	4.8 r	4.6 r	2.9 r	4.2 r	4.4 r
Indonesia	536	1.7	0.4 r	0.4 r	0.4 r	0.4 r	0.4 r	11.8	3.2 r	2.9 r	1.9 r	2.7 r	2.9 r
Lao People's Dem.Rep	544	....	....	....	....	....	....	0.1	0.0 r	0.0 r	0.0 r	0.0 r	0.0 r
Malaysia	548	0.1	0.0 r	0.0 r	0.0 r	0.0 r	0.0 r	38.8	9.1 r	9.4 r	10.4 r	11.3 r	12.0 r
Myanmar	518	0.0	0.0 r	0.0 r	0.0 r	0.0 r	0.0 r	0.1	0.0 r	0.0 r	0.0 r	0.0 r	0.0 r
Nauru	836	....	....	....	....	....	....	0.0	0.0 r	0.0 r	0.0 r	0.0 r	0.0 r
Nepal	558	0.0	0.0 r	0.0 r	0.0 r	0.0 r	0.0 r	0.0	0.0 r	0.0 r	0.0 r	0.0 r	0.0 r
Papua New Guinea	853	....	....	....	....	....	....	0.0	0.0 r	0.0 r	0.0 r	0.0 r	0.0 r
Philippines	566	0.9	0.3 r	0.3 r	0.3 r	0.3 r	0.3 r	4.6	1.3 r	1.2 r	0.7 r	1.0 r	1.0 r
Sri Lanka	524	0.0	0.0 r	0.0 r	0.0 r	0.0 r	0.0 r	1.2	0.3 r	0.3 r	0.3 r	0.3 r	0.3 r
Thailand	578	0.4	0.1 r	0.1 r	0.1 r	0.1 r	0.1 r	33.5	9.0 r	8.2 r	5.2 r	7.7 r	8.0 r



# Mongolia (948)

In Millions of U.S. Dollars

		Exports (FOB)						Imports (CIF)					
		2015	2015Q3	2015Q4	2016Q1	2016Q2	2016Q3	2015	2015Q3	2015Q4	2016Q1	2016Q2	2016Q3
Vanuatu	846	0.1	0.0 r	0.0 r	0.0 r	0.0 r	0.0 r	0.1	0.0 r	0.0 r	0.0 r	0.0 r	0.0 r
Vietnam	582	4.7	1.2 r	1.2 r	1.1 r	1.1 r	1.0 r	29.1	8.2 r	7.4 r	4.5 r	6.3 r	6.3 r
Asia n.s.	598	....	....	....	....	....	....	8.7	2.1 r	2.1 r	2.2 r	2.3 r	2.4 r
<b>Europe</b>	170	<b>81.3</b>	<b>21.5</b>	<b>20.9</b>	<b>17.2</b>	<b>21.4</b>	<b>19.2</b>	<b>1,198.5</b>	<b>316.7</b>	<b>292.0</b>	<b>190.7</b>	<b>283.0</b>	<b>299.2</b>
<b>Emerg. &amp; Dev. Europe</b>	903	<b>0.6</b>	<b>0.2</b>	<b>0.2</b>	<b>0.2</b>	<b>0.2</b>	<b>0.1</b>	<b>87.2</b>	<b>23.6</b>	<b>22.0</b>	<b>14.3</b>	<b>20.7</b>	<b>21.5</b>
Albania	914	....	....	....	....	....	....	0.1	0.0 r	0.0 r	0.0 r	0.0 r	0.0 r
Bosnia and Herzegovina	963	....	....	....	....	....	....	0.1	0.0 r	0.0 r	0.0 r	0.0 r	0.0 r
Bulgaria	918	0.0	0.0 r	0.0 r	0.0 r	0.0 r	0.0 r	1.9	0.5 r	0.5 r	0.4 r	0.6 r	0.6 r
Croatia	960	....	....	....	....	....	....	0.3	0.1 r	0.1 r	0.1 r	0.1 r	0.1 r
Gibraltar	823	....	....	....	....	....	....	0.1	0.0 r	0.0 r	0.0 r	0.0 r	0.0 r
Hungary	944	0.1	0.0 r	0.0 r	0.0 r	0.0 r	0.0 r	9.5	2.6 r	2.4 r	1.4 r	2.1 r	2.2 r
Macedonia, FYR	962	....	....	....	....	....	....	3.3	0.8 r	0.8 r	0.8 r	0.8 r	0.8 r
Poland	964	0.1	0.0 r	0.0 r	0.0 r	0.0 r	0.0 r	39.8	10.9 r	10.2 r	6.4 r	9.4 r	9.8 r
Romania	968	0.0	0.0 r	0.0 r	0.0 r	0.0 r	0.0 r	3.1	0.9 r	0.8 r	0.5 r	0.8 r	0.9 r
Serbia, Republic of	942	0.0	0.0 r	0.0 r	0.0 r	0.0 r	0.0 r	0.7	0.2 r	0.2 r	0.2 r	0.2 r	0.2 r
Turkey	186	0.4	0.1 r	0.1 r	0.1 r	0.1 r	0.1 r	28.4	7.6 r	7.0 r	4.4 r	6.6 r	6.9 r
<b>CIS</b>	901	<b>80.7</b>	<b>21.4</b>	<b>20.7</b>	<b>17.1</b>	<b>21.3</b>	<b>19.1</b>	<b>1,111.3</b>	<b>293.1</b>	<b>270.0</b>	<b>176.4</b>	<b>262.3</b>	<b>277.7</b>
Armenia	911	0.0	0.0 r	0.0 r	0.0 r	0.0 r	0.0 r	0.1	0.0 r	0.0 r	0.0 r	0.0 r	0.0 r
Azerbaijan, Rep. of	912	....	....	....	....	....	....	0.3	0.1 r	0.1 r	0.0 r	0.1 r	0.1 r
Belarus	913	0.1	0.0 r	0.0 r	0.0 r	0.0 r	0.0 r	17.9	5.5 r	6.2 r	4.6 r	7.6 r	8.7 r
Georgia	915	....	....	....	....	....	....	0.8	0.2 r	0.2 r	0.2 r	0.2 r	0.2 r
Kazakhstan	916	2.1	0.4 r	0.4 r	0.3 r	0.5 r	0.5 r	29.2	7.4 r	7.4 r	7.5 r	7.5 r	7.6 r
Kyrgyz Republic	917	1.6	0.4 r	0.4 r	0.3 r	0.4 r	0.3 r	0.3	0.1 r	0.1 r	0.0 r	0.1 r	0.1 r
Moldova	921	....	....	....	....	....	....	0.6	0.2 r	0.1 r	0.1 r	0.1 r	0.1 r
Russian Federation	922	76.9	20.5 r	19.9 r	16.4 r	20.4 r	18.3 r	1,020.7	269.3 r	246.4 r	157.3 r	237.1 r	250.6 r
Tajikistan	923	....	....	....	....	....	....	0.0	0.0 r	0.0 r	0.0 r	0.0 r	0.0 r
Ukraine	926	0.0	0.0 r	0.0 r	0.0 r	0.0 r	0.0 r	36.9	9.3 r	8.4 r	5.5 r	8.5 r	9.1 r
Uzbekistan	927	0.0	0.0 r	0.0 r	0.0 r	0.0 r	0.0 r	4.4	1.1 r	1.1 r	1.1 r	1.2 r	1.2 r
<b>Mid East, N Africa, Pak</b>	440	<b>15.3</b>	<b>3.5</b>	<b>3.3</b>	<b>3.4</b>	<b>3.5</b>	<b>3.5</b>	<b>6.9</b>	<b>1.8</b>	<b>1.7</b>	<b>1.6</b>	<b>1.7</b>	<b>1.6</b>
Afghanistan, I.R. of	512	....	....	....	....	....	....	0.0	0.0 r	0.0 r	0.0 r	0.0 r	0.0 r
Bahrain, Kingdom of	419	....	....	....	....	....	....	0.0	0.0 r	0.0 r	0.0 r	0.0 r	0.0 r
Egypt	469	0.0	0.0 r	0.0 r	0.0 r	0.0 r	0.0 r	2.2	0.5 r	0.5 r	0.5 r	0.5 r	0.5 r
Iran, I.R. of	429	....	....	....	....	....	....	0.4	0.1 r	0.1 r	0.1 r	0.1 r	0.1 r
Jordan	439	0.0	0.0 r	0.0 r	0.0 r	0.0 r	0.0 r	0.1	0.0 r	0.0 r	0.0 r	0.0 r	0.0 r
Kuwait	443	0.1	0.0 r	0.0 r	0.0 r	0.0 r	0.0 r	....	....	....	....	....	....
Lebanon	446	0.0	0.0 r	0.0 r	0.0 r	0.0 r	0.0 r	0.0	0.0 r	0.0 r	0.0 r	0.0 r	0.0 r
Mauritania	682	....	....	....	....	....	....	0.0	0.0 r	0.0 r	0.0 r	0.0 r	0.0 r
Morocco	686	....	....	....	....	....	....	0.9	0.2 r	0.2 r	0.2 r	0.2 r	0.2 r
Pakistan	564	0.0	0.0 r	0.0 r	0.0 r	0.0 r	0.0 r	1.0	0.3 r	0.3 r	0.3 r	0.2 r	0.2 r
Qatar	453	0.3	0.1 r	0.1 r	0.1 r	0.1 r	0.1 r	0.0	0.0 r	0.0 r	0.0 r	0.0 r	0.0 r
Saudi Arabia	456	0.0	0.0 r	0.0 r	0.0 r	0.0 r	0.0 r	0.3	0.1 r	0.1 r	0.0 r	0.1 r	0.1 r
Somalia	726	....	....	....	....	....	....	0.0	0.0 r	0.0 r	0.0 r	0.0 r	0.0 r
Syrian Arab Republic	463	....	....	....	....	....	....	0.0	0.0 r	0.0 r	0.0 r	0.0 r	0.0 r
Tunisia	744	....	....	....	....	....	....	0.6	0.2 r	0.2 r	0.1 r	0.1 r	0.1 r
United Arab Emirates	466	14.7	3.4 r	3.2 r	3.3 r	3.3 r	3.4 r	1.4	0.4 r	0.4 r	0.4 r	0.4 r	0.3 r
<b>Sub-Saharan Africa</b>	603	<b>0.0</b>	<b>0.0</b>	<b>0.0</b>	<b>0.0</b>	<b>0.0</b>	<b>0.0</b>	<b>2.0</b>	<b>0.4</b>	<b>0.4</b>	<b>0.4</b>	<b>0.6</b>	<b>0.8</b>
Botswana	616	....	....	....	....	....	....	0.0	0.0 r	0.0 r	0.0 r	0.0 r	0.0 r
Burundi	618	....	....	....	....	....	....	0.0	0.0 r	0.0 r	0.0 r	0.0 r	0.0 r
Cameroon	622	....	....	....	....	....	....	0.0	0.0 r	0.0 r	0.0 r	0.0 r	0.0 r
Eritrea	643	....	....	....	....	....	....	0.0	0.0 r	0.0 r	0.0 r	0.0 r	0.0 r
Ethiopia	644	....	....	....	....	....	....	0.0	0.0 r	0.0 r	0.0 r	0.0 r	0.0 r
Ghana	652	....	....	....	....	....	....	0.0	0.0 r	0.0 r	0.0 r	0.0 r	0.0 r
Kenya	664	....	....	....	....	....	....	0.0	0.0 r	0.0 r	0.0 r	0.0 r	0.0 r
Madagascar	674	....	....	....	....	....	....	0.0	0.0 r	0.0 r	0.0 r	0.0 r	0.0 r
Mauritius	684	....	....	....	....	....	....	0.0	0.0 r	0.0 r	0.0 r	0.0 r	0.0 r
Namibia	728	0.0	0.0 r	0.0 r	0.0 r	0.0 r	0.0 r	0.0	0.0 r	0.0 r	0.0 r	0.0 r	0.0 r
Niger	692	....	....	....	....	....	....	0.0	0.0 r	0.0 r	0.0 r	0.0 r	0.0 r
Senegal	722	....	....	....	....	....	....	0.0	0.0 r	0.0 r	0.0 r	0.0 r	0.0 r
Seychelles	718	....	....	....	....	....	....	0.1	0.0 r	0.0 r	0.0 r	0.0 r	0.0 r
Sierra Leone	724	....	....	....	....	....	....	0.0	0.0 r	0.0 r	0.0 r	0.0 r	0.0 r

# Mongolia (948)

In Millions of U.S. Dollars

		Exports (FOB)						Imports (CIF)					
		2015	2015Q3	2015Q4	2016Q1	2016Q2	2016Q3	2015	2015Q3	2015Q4	2016Q1	2016Q2	2016Q3
South Africa	199	0.0	0.0 r	0.0 r	0.0 r	0.0 r	0.0 r	1.8	0.3 r	0.3 r	0.3 r	0.6 r	0.7 r
Swaziland	734	0.0	0.0 r	0.0 r	0.0 r	0.0 r	0.0 r	0.0	0.0 r	0.0 r	0.0 r	0.0 r	0.0 r
Uganda	746	0.0	0.0 r	0.0 r	0.0 r	0.0 r	0.0 r	....	....	....	....	....	....
Zimbabwe	698	....	....	....	....	....	....	0.0	0.0 r	0.0 r	0.0 r	0.0 r	0.0 r
Africa n.s.	799	....	....	....	....	....	....	0.0	0.0 r	0.0 r	0.0 r	0.0 r	0.0 r
<b>Western Hemisphere</b>	<b>205</b>	<b>0.1</b>	<b>0.0</b>	<b>0.0</b>	<b>0.0</b>	<b>0.0</b>	<b>0.0</b>	<b>17.1</b>	<b>4.4</b>	<b>4.4</b>	<b>4.0</b>	<b>4.4</b>	<b>4.4</b>
Argentina	213	....	....	....	....	....	....	2.8	0.8 r	0.8 r	0.5 r	0.7 r	0.7 r
Aruba	314	....	....	....	....	....	....	0.0	0.0 r	0.0 r	0.0 r	0.0 r	0.0 r
Bahamas, The	313	....	....	....	....	....	....	0.0	0.0 r	0.0 r	0.0 r	0.0 r	0.0 r
Barbados	316	....	....	....	....	....	....	0.0	0.0 r	0.0 r	0.0 r	0.0 r	0.0 r
Belize	339	....	....	....	....	....	....	0.4	0.1 r	0.1 r	0.1 r	0.1 r	0.1 r
Bermuda	319	....	....	....	....	....	....	0.0	0.0 r	0.0 r	0.0 r	0.0 r	0.0 r
Bolivia	218	0.0	0.0 r	0.0 r	0.0 r	0.0 r	0.0 r	....	....	....	....	....	....
Brazil	223	....	....	....	....	....	....	3.9	1.1 r	1.1 r	1.1 r	1.1 r	1.1 r
Chile	228	0.0	0.0 r	0.0 r	0.0 r	0.0 r	0.0 r	1.4	0.3 r	0.2 r	0.2 r	0.3 r	0.4 r
Colombia	233	....	....	....	....	....	....	0.0	0.0 r	0.0 r	0.0 r	0.0 r	0.0 r
Costa Rica	238	....	....	....	....	....	....	0.0	0.0 r	0.0 r	0.0 r	0.0 r	0.0 r
Curacao	354	....	....	....	....	....	....	0.0	0.0 r	0.0 r	0.0 r	0.0 r	0.0 r
Dominica	321	....	....	....	....	....	....	0.0	0.0 r	0.0 r	0.0 r	0.0 r	0.0 r
Dominican Republic	243	....	....	....	....	....	....	0.1	0.0 r	0.0 r	0.0 r	0.0 r	0.0 r
Ecuador	248	....	....	....	....	....	....	0.4	0.1 r	0.1 r	0.1 r	0.1 r	0.1 r
El Salvador	253	....	....	....	....	....	....	0.0	0.0 r	0.0 r	0.0 r	0.0 r	0.0 r
Guatemala	258	....	....	....	....	....	....	1.3	0.3 r	0.3 r	0.3 r	0.3 r	0.3 r
Honduras	268	....	....	....	....	....	....	0.0	0.0 r	0.0 r	0.0 r	0.0 r	0.0 r
Jamaica	343	....	....	....	....	....	....	0.0	0.0 r	0.0 r	0.0 r	0.0 r	0.0 r
Mexico	273	0.0	0.0 r	0.0 r	0.0 r	0.0 r	0.0 r	6.5	1.6 r	1.6 r	1.6 r	1.6 r	1.6 r
Nicaragua	278	....	....	....	....	....	....	0.0	0.0 r	0.0 r	0.0 r	0.0 r	0.0 r
Panama	283	....	....	....	....	....	....	0.0	0.0 r	0.0 r	0.0 r	0.0 r	0.0 r
Peru	293	....	....	....	....	....	....	0.1	0.0 r	0.0 r	0.0 r	0.0 r	0.0 r
Trinidad and Tobago	369	....	....	....	....	....	....	0.0	0.0 r	0.0 r	0.0 r	0.0 r	0.0 r
Uruguay	298	....	....	....	....	....	....	0.0	0.0 r	0.0 r	0.0 r	0.0 r	0.0 r
Venezuela, Rep. Bol.	299	....	....	....	....	....	....	0.0	0.0 r	0.0 r	0.0 r	0.0 r	0.0 r
Western Hem. n.s.	399	....	....	....	....	....	....	0.0	0.0 r	0.0 r	0.0 r	0.0 r	0.0 r
<b>Other Countries n.i.e</b>	<b>910</b>	<b>0.7</b>	<b>0.2</b>	<b>0.2</b>	<b>0.2</b>	<b>0.2</b>	<b>0.2</b>	<b>0.9</b>	<b>0.3</b>	<b>0.2</b>	<b>0.1</b>	<b>0.2</b>	<b>0.2</b>
Cuba	928	....	....	....	....	....	....	0.1	0.0 r	0.0 r	0.0 r	0.0 r	0.0 r
Korea, Dem. People's Rep.	954	0.7	0.2 r	0.2 r	0.2 r	0.2 r	0.2 r	0.8	0.2 r	0.2 r	0.1 r	0.2 r	0.2 r
<b>Countries &amp; Areas n.s.</b>	<b>898</b>	<b>....</b>	<b>....</b>	<b>....</b>	<b>....</b>	<b>....</b>	<b>....</b>	<b>0.0</b>	<b>0.0 r</b>	<b>0.0 r</b>	<b>0.0 r</b>	<b>0.0 r</b>	<b>0.0 r</b>
<b>Memorandum Items</b>													
Africa	605	0.0	0.0	0.0	0.0	0.0	0.0	3.5	0.8	0.8	0.7	1.0	1.1
Middle East	405	15.2	3.5	3.3	3.4	3.5	3.5	4.4	1.1	1.1	1.1	1.1	1.1
European Union	998	403.6	100.9	96.4	81.4	103.0	94.6	372.2	101.7	95.3	61.0	91.3	96.2
Export earnings: fuel	080	94.2	24.4	23.6	20.1	24.3	22.2	1,052.7	277.4	254.5	165.4	245.2	258.8
Export earnings: nonfuel	092	4,574.3	1,141.6	1,099.1	943.9	1,205.6	1,118.2	2,750.6	734.4	690.7	479.9	672.9	706.5

# Montenegro (943)

In Millions of U.S. Dollars

		Exports (FOB)						Imports (CIF)					
		2015	2015Q3	2015Q4	2016Q1	2016Q2	2016Q3	2015	2015Q3	2015Q4	2016Q1	2016Q2	2016Q3
IFS World		351.7	82.9	107.4	....	....	....	2,038.2	580.2	500.6	....	....	....
World	001	351.8	83.0	107.4	64.8	98.3	95.8	2,039.3	580.2	501.5	416.8	677.2	641.4
Advanced Economies	110	116.5	21.4	28.9	17.9	27.3	20.9	716.9	198.5	185.3	172.7	303.9	273.7
Euro Area	163	93.4	17.3	23.2	13.8	21.6	16.4	597.5	164.4	153.2	142.5	255.8	230.6
Austria	122	2.7	0.6	0.2	0.8	5.8	0.9	31.6	7.4	10.0	7.8	13.2	11.7
Belgium	124	0.6	0.2	0.2	0.2	0.1	0.1	8.5	1.9	2.6	1.9	4.3	3.4
Cyprus	423	0.3	0.1	0.1	0.0	0.0	0.1	0.9	0.2	0.1	1.8	0.2	0.1
Estonia	939	0.0	0.0	....	....	....	....	0.2	0.0	0.0	0.0	0.1	0.3
Finland	172	0.0	....	0.0	....	0.0	0.1	2.5	1.0	0.9	0.4	2.2	1.0
France	132	5.1	1.9	1.2	0.9	0.9	1.1	24.7	5.9	6.9	9.3	13.7	12.1
Germany	134	16.6	4.0	4.2	4.3	3.5	2.7	128.8	34.6	36.1	34.9	94.7	63.7
Greece	174	6.1	0.0	6.0	0.0	0.6	0.1	126.6	40.7	25.1	21.4	30.5	40.6
Ireland	178	0.0	....	....	....	....	....	2.7	0.4	1.4	0.3	0.5	0.7
Italy	136	44.9	5.7	6.1	4.2	7.0	4.6	130.3	35.5	31.3	32.2	54.8	45.3
Latvia	941	0.0	0.0	0.0	....	0.0	0.0	0.3	0.1	0.0	0.1	0.1	0.1
Lithuania	946	0.0	....	0.0	....	0.0	....	0.5	0.2	0.1	0.1	0.2	12.4
Luxembourg	137	1.0	0.0	0.9	0.0	0.1	0.0	0.9	0.2	0.5	0.2	0.5	0.4
Malta	181	1.3	0.3	0.4	0.2	0.2	0.2	0.1	0.1	0.0	0.0	0.0	0.0
Netherlands	138	0.5	0.1	0.2	0.1	0.2	0.4	34.8	8.9	10.6	8.9	9.2	9.2
Portugal	182	0.0	....	....	0.0	....	0.0	0.6	0.1	0.1	0.4	0.8	1.2
Slovak Republic	936	0.7	0.2	0.4	0.1	0.2	0.1	5.1	1.3	1.8	1.3	2.0	2.0
Slovenia	961	13.2	4.0	3.3	2.9	3.0	6.0	63.3	17.8	16.5	10.1	16.5	14.0
Spain	184	0.2	0.1	0.0	0.0	0.0	0.1	35.0	8.1	9.1	11.3	12.1	12.3
Australia	193	0.2	0.1	0.1	0.0	0.0	0.0	0.3	0.0	0.0	0.1	0.0	0.1
Canada	156	0.3	0.0	0.2	0.0	0.2	0.0	1.3	0.5	0.3	0.3	0.4	0.8
China,P.R.: Hong Kong	532	0.0	....	0.0	0.0	0.0	0.1	1.3	0.3	0.7	0.2	0.2	0.3
China,P.R.: Macao	546	....	....	....	....	....	....	0.0	0.0	0.0	0.0	....	0.0
Czech Republic	935	3.9	0.8	1.4	0.4	1.6	1.0	17.7	3.8	5.1	7.8	8.5	6.8
Denmark	128	0.4	0.1	0.2	0.3	0.4	0.1	4.0	0.7	1.3	1.1	1.4	1.0
Iceland	176	....	....	....	....	....	....	0.7	0.4	0.3	0.0	0.1	0.1
Israel	436	0.0	0.0	0.0	0.1	0.0	0.1	1.1	0.4	0.2	0.3	0.2	0.4
Japan	158	3.5	0.7	0.9	1.3	0.4	0.4	18.4	4.9	4.6	4.2	4.9	6.2
Korea, Republic of	542	....	....	....	....	0.0	....	15.3	7.2	2.3	1.7	2.4	1.3
New Zealand	196	....	....	....	....	....	....	0.2	0.1	0.1	0.0	0.1	0.3
Norway	142	0.0	0.0	0.0	0.0	0.0	0.0	1.0	0.4	0.4	0.0	0.6	5.8
Singapore	576	0.0	....	0.0	0.1	0.0	....	0.8	0.3	0.2	0.1	0.2	0.2
Sweden	144	3.1	0.7	0.8	0.6	0.7	0.7	7.0	0.7	2.7	2.5	8.9	3.5
Switzerland	146	4.1	0.1	0.5	0.1	1.2	0.8	13.2	3.5	3.9	2.5	3.4	4.3
Taiwan Prov.of China	528	0.0	....	....	....	....	....	4.2	1.0	1.4	1.6	1.4	1.1
United Kingdom	112	6.1	1.5	1.2	0.9	0.9	0.9	13.4	4.9	2.9	3.2	4.9	4.8
United States	111	1.4	0.2	0.6	0.3	0.3	0.4	19.6	5.1	5.8	4.5	10.3	6.0
Emerg. & Dev. Economies	200	224.2	54.7	76.3	46.4	70.0	68.6	1,321.9	381.6	315.9	244.0	373.3	367.6
Emerg. & Dev. Asia	505	13.9	5.7	4.9	2.3	8.3	10.3	253.4	70.4	58.7	55.0	75.7	69.4
Bangladesh	513	3.5	1.0	2.5	1.0	1.1	1.2	7.1	2.2	1.7	1.6	1.8	2.4
Bhutan	514	....	....	....	....	....	....	0.0	....	....	....	....	....
Cambodia	522	....	....	....	....	....	....	0.9	0.3	0.2	0.3	0.3	0.6
China,P.R.: Mainland	924	8.8	4.7	1.0	0.8	7.2	9.0	210.1	57.6	50.3	44.4	62.2	53.1
F.T. French Polynesia	887	....	....	....	....	....	....	0.0	....	0.0	....	....	0.0
India	534	0.1	....	0.1	....	0.0	0.0	7.2	1.8	1.7	1.8	3.4	4.0
Indonesia	536	0.0	....	....	0.2	....	0.1	6.3	2.7	0.9	2.1	1.6	1.7
Kiribati	826	....	....	....	....	....	....	0.0	....	....	....	....	....
Lao People's Dem.Rep	544	....	....	....	....	....	....	0.0	0.0	....	0.0	0.0	0.0
Malaysia	548	1.3	....	1.3	0.2	0.0	....	2.2	0.6	0.5	0.3	1.2	0.6
Maldives	556	....	....	....	....	....	....	0.0	....	0.0	....	0.0	....
Myanmar	518	....	....	....	....	....	....	0.2	0.0	0.0	0.1	0.0	0.1
Nauru	836	....	....	....	....	....	....	0.0	....	....	0.0	....	....
Nepal	558	....	....	....	....	....	....	0.0	0.0	0.0	....	....	0.0
Palau	565	....	....	....	....	....	....	....	....	....	....	0.0	....
Papua New Guinea	853	0.1	....	....	....	....	....	....	....	....	....	0.0	....
Philippines	566	....	....	....	....	....	....	0.6	0.2	0.2	0.1	0.2	0.2

# Montenegro (943)

In Millions of U.S. Dollars

		Exports (FOB)						Imports (CIF)					
		2015	2015Q3	2015Q4	2016Q1	2016Q2	2016Q3	2015	2015Q3	2015Q4	2016Q1	2016Q2	2016Q3
Sri Lanka	524	....	....	....	0.0	....	....	0.3	0.1	0.1	0.1	0.1	0.1
Thailand	578	0.1	0.0	0.0	0.0	0.0	....	5.1	1.3	1.2	0.8	1.3	1.4
Timor-Leste	537	....	....	....	....	....	....	....	....	....	....	0.0	....
Tuvalu	869	....	....	....	....	....	....	0.0	0.0	0.0	0.0	0.0	....
Vanuatu	846	....	....	....	....	....	....	0.0	....	....	....	0.0	....
Vietnam	582	....	....	....	....	....	....	13.4	3.6	1.8	3.5	3.4	5.3
Asia n.s.	598	....	....	....	....	....	....	0.0	....	....	....	....	....
<b>Europe</b>	170	<b>199.3</b>	<b>45.7</b>	<b>68.5</b>	<b>42.0</b>	<b>60.7</b>	<b>56.1</b>	<b>1,032.4</b>	<b>301.1</b>	<b>249.1</b>	<b>181.6</b>	<b>286.1</b>	<b>286.1</b>
<b>Emerg. &amp; Dev. Europe</b>	903	<b>194.7</b>	<b>44.7</b>	<b>67.4</b>	<b>41.6</b>	<b>60.1</b>	<b>55.3</b>	<b>1,022.4</b>	<b>298.7</b>	<b>247.5</b>	<b>179.9</b>	<b>283.2</b>	<b>283.6</b>
Albania	914	14.8	4.0	3.7	2.4	3.9	5.1	33.1	7.9	8.3	5.0	10.6	7.1
Bosnia and Herzegovina	963	32.7	6.0	6.8	3.9	6.2	7.5	133.0	36.7	29.1	23.4	32.9	32.8
Bulgaria	918	1.6	0.4	0.1	0.1	0.2	0.1	11.2	3.1	2.6	3.3	3.6	4.1
Croatia	960	3.5	1.5	0.9	0.6	0.7	0.5	122.3	37.5	28.0	21.6	34.4	35.4
Faroe Islands	816	....	....	....	....	....	....	0.0	0.0	0.0	....	....	0.0
Gibraltar	823	....	....	....	....	....	....	0.0	0.0	....	....	....	....
Hungary	944	3.1	1.7	1.2	9.1	15.8	9.9	22.0	5.3	6.3	4.1	6.2	6.0
Kosovo	967	22.2	6.7	6.9	3.0	5.3	6.3	2.8	0.9	0.7	0.5	0.9	1.3
Poland	964	9.9	3.0	1.9	2.0	3.3	2.9	21.5	6.0	4.2	6.1	9.7	9.1
Romania	968	0.8	0.1	0.6	0.0	0.2	0.1	24.5	6.7	5.3	5.7	7.4	7.7
Serbia, Republic of	942	77.8	17.2	25.2	17.8	21.6	20.4	574.2	172.1	143.0	94.5	139.3	153.2
Turkey	186	23.4	2.6	18.6	2.0	1.6	1.0	47.3	12.6	12.0	10.6	30.7	17.0
<b>CIS</b>	901	<b>4.5</b>	<b>0.9</b>	<b>1.1</b>	<b>0.4</b>	<b>0.6</b>	<b>0.9</b>	<b>10.0</b>	<b>2.4</b>	<b>1.7</b>	<b>1.7</b>	<b>2.9</b>	<b>2.5</b>
Armenia	911	....	....	....	....	....	....	0.0	....	0.0	....	....	0.0
Azerbaijan, Rep. of	912	....	....	....	....	....	0.3	0.0	0.0	0.0	0.0	0.0	0.0
Belarus	913	....	....	....	....	0.0	....	0.3	0.0	0.0	0.0	0.1	0.0
Georgia	915	....	....	....	0.0	....	....	0.0	0.0	0.0	....	0.0	0.0
Kazakhstan	916	....	....	....	....	....	....	0.0	0.0	0.0	0.0	0.0	0.0
Kyrgyz Republic	917	....	....	....	....	....	....	0.4	0.1	0.1	0.3	0.1	0.1
Moldova	921	0.0	0.0	....	....	0.0	....	0.2	0.1	0.0	0.0	0.1	0.1
Russian Federation	922	2.9	0.8	0.7	0.4	0.4	0.6	4.8	1.6	0.9	0.8	1.5	1.1
Tajikistan	923	....	....	....	....	....	....	0.0	0.0	0.0	0.0	....	....
Turkmenistan	925	....	....	....	....	....	....	0.0	0.0	0.0	0.0	0.0	0.0
Ukraine	926	1.4	0.1	0.3	....	0.0	0.0	4.2	0.7	0.5	0.5	1.1	1.2
Uzbekistan	927	0.2	....	0.1	....	0.1	....	....	....	....	....	....	0.0
<b>Mid East, N Africa, Pak</b>	440	<b>10.8</b>	<b>3.2</b>	<b>2.9</b>	<b>2.1</b>	<b>1.0</b>	<b>1.9</b>	<b>6.7</b>	<b>2.1</b>	<b>1.5</b>	<b>1.6</b>	<b>2.2</b>	<b>1.9</b>
Afghanistan, I.R. of	512	....	....	....	....	....	....	0.0	....	0.0	....	0.0	0.0
Algeria	612	....	....	....	....	....	0.2	0.7	0.5	....	0.0	0.0	....
Bahrain, Kingdom of	419	....	....	....	....	....	....	0.0	....	....	....	0.0	....
Egypt	469	1.8	0.6	0.6	0.4	0.5	0.6	1.3	0.2	0.3	0.1	0.3	0.2
Iran, I.R. of	429	0.0	....	....	....	....	....	0.4	0.1	0.1	0.1	0.1	0.1
Iraq	433	0.2	....	....	....	....	....	0.0	....	0.0	0.0	0.0	0.0
Jordan	439	0.2	0.1	0.0	0.0	....	0.0	0.0	0.0	0.0	0.0	0.0	0.0
Kuwait	443	....	....	....	....	0.0	....	0.0	0.0	0.0	0.0	0.0	0.0
Lebanon	446	0.0	....	....	....	....	....	0.0	0.0	0.0	0.0	0.0	0.0
Libya	672	5.8	1.3	1.0	0.4	....	....	....	....	....	....	0.0	....
Mauritania	682	....	....	....	....	....	....	0.0	0.0	0.0	0.0	0.0	0.0
Morocco	686	....	....	....	....	....	....	1.7	0.6	0.4	0.4	0.7	0.6
Oman	449	0.0	....	0.0	....	....	....	0.0	0.0	....	....	0.0	0.0
Pakistan	564	0.0	0.0	....	....	....	....	1.1	0.3	0.3	0.3	0.4	0.5
Qatar	453	0.0	....	0.0	....	....	....	0.0	0.0	0.0	0.0	0.0	0.0
Saudi Arabia	456	2.0	1.2	0.8	0.8	0.2	....	0.1	0.0	0.0	0.0	0.0	0.0
Somalia	726	....	....	....	....	....	....	0.0	....	....	....	....	....
Sudan	732	....	....	....	....	....	....	0.0	0.0	0.0	....	0.0	....
Syrian Arab Republic	463	....	....	....	....	....	....	0.0	0.0	0.0	0.0	0.0	0.0
Tunisia	744	0.0	....	....	....	....	....	1.0	0.3	0.2	0.4	0.3	0.4
United Arab Emirates	466	0.8	0.0	0.6	0.4	0.2	1.1	0.2	0.1	0.1	0.2	0.2	0.1
Yemen, Republic of	474	....	....	....	....	....	....	0.0	....	....	....	....	....
<b>Sub-Saharan Africa</b>	603	<b>0.1</b>	<b>0.0</b>	<b>0.0</b>	<b>0.1</b>	<b>0.0</b>	<b>0.1</b>	<b>2.5</b>	<b>0.8</b>	<b>0.5</b>	<b>0.3</b>	<b>0.7</b>	<b>1.1</b>
Angola	614	....	....	....	....	....	....	0.0	0.0	....	....	....	....
Benin	638	....	....	....	....	....	....	0.0	0.0	....	....	0.0	....

# Montenegro (943)

In Millions of U.S. Dollars

		Exports (FOB)						Imports (CIF)					
		2015	2015Q3	2015Q4	2016Q1	2016Q2	2016Q3	2015	2015Q3	2015Q4	2016Q1	2016Q2	2016Q3
Botswana	616	....	....	....	....	....	....	0.0	....	0.0	....	....	....
Burkina Faso	748	0.1	....	....	....	....	....	0.0	....	0.0	....	....	....
Burundi	618	....	....	....	....	....	....	0.0	....	....	....	0.0	....
Cabo Verde	624	....	....	....	....	....	....	0.0	0.0	....	....	0.0	0.0
Cameroon	622	....	....	....	....	....	....	0.0	....	....	....	0.0	0.1
Central African Rep.	626	....	....	....	....	....	....	....	....	....	....	....	0.0
Chad	628	....	....	....	....	....	....	0.0	0.0	....	0.0	0.0	....
Comoros	632	....	....	....	....	....	....	0.0	0.0	0.0	0.0	0.0	0.0
Congo, Dem. Rep. of	636	....	....	....	....	....	....	0.0	0.0	....	....	....	....
Congo, Republic of	634	....	....	....	....	....	....	0.0	....	....	....	....	....
Côte d'Ivoire	662	....	....	....	....	....	....	0.0	0.0	0.0	0.0	0.0	0.0
Equatorial Guinea	642	....	....	....	....	....	....	0.0	0.0	....	0.0	....	....
Ethiopia	644	....	....	....	....	....	0.1	0.0	0.0	0.0	0.0	0.0	0.0
Gabon	646	....	....	....	....	....	....	0.0	....	0.0	....	0.2	....
Gambia, The	648	....	....	....	....	....	....	....	....	....	0.0	....	....
Ghana	652	....	....	....	....	....	....	0.0	0.0	0.0	0.0	0.0	0.0
Guinea	656	....	....	....	....	....	....	0.0	0.0	....	....	0.0	....
Guinea-Bissau	654	....	....	....	....	....	....	0.0	0.0	0.0	0.0	0.0	0.0
Kenya	664	....	....	....	....	....	....	0.2	0.0	0.0	0.1	0.0	0.0
Liberia	668	0.0	0.0	0.0	....	....	0.0	0.0	....	....	....	....	0.0
Madagascar	674	....	....	....	....	....	....	0.0	0.0	0.0	0.0	0.0	0.0
Malawi	676	....	....	....	....	....	....	....	....	....	0.0	0.0	....
Mali	678	....	....	....	....	....	....	0.0	0.0	0.0	....	....	....
Mauritius	684	....	....	....	....	....	....	0.2	0.0	0.0	0.0	0.0	0.1
Mozambique	688	....	....	....	....	....	....	0.0	0.0	....	....	....	....
Namibia	728	....	....	....	....	....	....	0.0	0.0	0.0	0.0	0.0	0.0
Nigeria	694	0.0	....	0.0	0.1	0.0	0.0	0.0	....	....	0.0	0.0	....
Senegal	722	....	....	....	....	....	....	0.0	0.0	0.0	0.0	0.0	0.0
Seychelles	718	....	....	....	....	....	....	0.0	....	....	....	....	....
Sierra Leone	724	....	....	....	....	....	....	0.0	....	0.0	....	....	0.0
South Africa	199	....	....	....	....	....	0.0	1.3	0.6	0.3	0.2	0.3	0.8
Swaziland	734	0.0	0.0	0.0	0.0	....	....	0.5	0.0	0.0	0.0	0.0	0.0
Tanzania	738	....	....	....	....	....	....	0.0	0.0	0.0	0.0	0.0	0.0
Togo	742	....	....	....	....	....	....	0.0	....	....	....	....	....
Uganda	746	....	....	....	....	....	....	0.0	0.0	0.0	0.0	0.0	0.0
Zambia	754	....	....	....	....	....	....	0.0	0.0	0.0	0.0	0.0	0.0
Zimbabwe	698	....	....	....	....	....	....	0.0	0.0	....	0.0	0.0	0.1
Africa n.s.	799	....	....	....	....	....	....	0.0	....	....	....	....	0.0
<b>Western Hemisphere</b>	205	<b>0.1</b>	<b>0.0</b>	<b>0.0</b>	<b>0.0</b>	<b>0.0</b>	<b>0.1</b>	<b>27.0</b>	<b>7.2</b>	<b>6.1</b>	<b>5.6</b>	<b>8.6</b>	<b>9.1</b>
Argentina	213	....	....	....	....	0.0	....	1.9	1.0	0.3	0.2	0.7	1.5
Aruba	314	....	....	....	....	....	....	0.0	0.0	....	....	....	0.0
Bahamas, The	313	....	....	....	....	....	....	0.0	0.0	....	....	....	....
Barbados	316	....	....	....	....	....	....	0.0	0.0	0.0	0.0	0.0	0.0
Belize	339	....	....	....	....	....	....	0.0	0.0	....	0.0	0.0	0.0
Bermuda	319	....	....	....	....	0.0	....	....	....	....	0.0	0.0	0.0
Bolivia	218	....	....	....	....	....	....	0.0	0.0	0.0	0.0	0.0	0.0
Brazil	223	....	....	....	....	....	....	13.5	2.7	3.3	2.5	4.3	4.2
Chile	228	0.0	0.0	....	....	....	....	0.5	0.1	0.1	0.1	0.1	0.2
Colombia	233	....	....	....	....	....	....	0.2	0.0	0.0	0.0	0.0	0.2
Costa Rica	238	....	....	....	....	....	....	0.8	0.1	0.1	0.1	0.3	0.3
Dominica	321	....	....	....	....	....	....	0.1	0.0	0.0	0.0	0.0	0.0
Ecuador	248	....	....	....	....	....	....	5.6	1.7	1.5	1.8	2.1	1.6
El Salvador	253	....	....	....	....	....	....	0.0	0.0	0.0	0.0	0.0	0.0
Falkland Islands	323	....	....	....	....	....	....	0.9	0.4	0.1	0.2	0.2	0.4
Greenland	326	....	....	....	....	....	....	....	....	....	....	0.0	....
Grenada	328	....	....	....	....	....	....	0.0	0.0	....	....	....	....
Guatemala	258	....	....	....	....	....	....	0.0	0.0	0.0	0.0	0.0	0.0
Guyana	336	....	....	....	....	....	....	0.0	....	....	....	....	....
Haiti	263	....	....	....	....	....	....	0.0	....	....	....	....	0.0
Honduras	268	....	....	....	....	....	....	0.0	0.0	0.0	0.0	0.0	0.0

# Montenegro (943)

In Millions of U.S. Dollars

		Exports (FOB)						Imports (CIF)					
		2015	2015Q3	2015Q4	2016Q1	2016Q2	2016Q3	2015	2015Q3	2015Q4	2016Q1	2016Q2	2016Q3
Jamaica	343	....	....	....	....	....	....	0.0	0.0	0.0	0.0	0.0	0.0
Mexico	273	....	....	....	....	....	0.1	2.5	0.6	0.4	0.4	0.6	0.6
Nicaragua	278	....	....	....	....	....	....	0.0	0.0	0.0	0.0	....	0.0
Panama	283	0.0	0.0	....	0.0	....	....	0.1	0.0	0.0	0.0	0.0	0.0
Paraguay	288	....	....	....	....	....	....	0.2	0.0	0.1	0.1	0.0	0.0
Peru	293	....	....	....	....	....	....	0.3	0.1	0.1	0.1	0.1	0.1
Suriname	366	....	....	....	....	....	....	0.2	0.2	0.0	0.0	0.0	0.0
Uruguay	298	....	....	....	....	....	....	0.2	0.1	0.0	0.0	0.0	0.0
Venezuela, Rep. Bol.	299	....	....	....	....	....	....	0.0	0.0	0.0	....	0.0	0.0
Western Hem. n.s.	399	0.0	....	0.0	....	0.0	....	0.1	0.0	0.0	0.0	0.0	0.0
<b>Other Countries n.i.e</b>	910	....	....	....	....	....	....	<b>0.5</b>	<b>0.1</b>	<b>0.3</b>	<b>0.1</b>	<b>0.0</b>	<b>0.1</b>
Cuba	928	....	....	....	....	....	....	0.2	0.1	0.0	0.0	0.0	0.1
Korea, Dem. People's Rep.	954	....	....	....	....	....	....	0.3	0.0	0.3	0.1	0.0	0.0
<b>Countries &amp; Areas n.s.</b>	898	<b>11.1</b>	<b>6.9</b>	<b>2.1</b>	<b>0.5</b>	<b>1.0</b>	<b>6.3</b>	....	....	....	....	<b>0.0</b>	....
<b>Memorandum Items</b>													
Africa	605	0.1	0.0	0.0	0.1	0.0	0.4	5.9	2.2	1.1	1.1	1.7	2.1
Middle East	405	10.8	3.2	2.9	2.1	1.0	1.7	2.1	0.4	0.6	0.5	0.7	0.4
European Union	998	125.8	27.0	31.4	27.7	45.3	32.6	841.0	233.2	211.6	197.8	340.9	309.1
Export earnings: fuel	080	11.8	3.3	3.0	2.1	0.8	2.2	12.2	4.0	2.7	3.0	4.3	3.1
Export earnings: nonfuel	092	340.0	79.6	104.4	62.8	97.4	93.6	2,027.1	576.2	498.9	413.8	672.9	638.3

# Montserrat (351)

In Millions of U.S. Dollars

		Exports (FOB)						Imports (CIF)					
		2015	2015Q3	2015Q4	2016Q1	2016Q2	2016Q3	2015	2015Q3	2015Q4	2016Q1	2016Q2	2016Q3
IFS World		3.0	0.8	0.8	....	....	....	38.6	9.1	11.8	....	....	....
World	001	3.0	0.7	1.0	0.6	1.0	1.2	39.8	9.8	10.1	19.5	16.7	9.7
Advanced Economies	110	1.5	0.3	0.6	0.4	0.6	0.7	33.7	8.3	8.3	10.4	9.7	8.3
Euro Area	163	0.6	0.1	0.4	0.2	0.4	0.5	1.8	0.4	0.4	0.4	0.3	0.5
Austria	122	0.0 e	0.0 e	0.0 e	0.0 e	0.0 e	0.0 e	0.0	0.0 r	0.0 r	0.0 r	0.0 r	0.0 r
Belgium	124	0.3 e	0.1 e	0.1 e	0.1 e	0.1 e	0.1 e	0.0	....	0.0 r	0.3 r	0.0 r	0.0 r
Finland	172	0.0 e	....	....	....	....	....	0.0	....	....	....	....	....
France	132	0.3	0.0 r	0.3 r	0.1 r	0.2 r	0.4 r	1.2	0.2 r	0.2 r	0.0 r	0.1 r	0.4 r
Germany	134	0.0	....	0.0 r	....	....	....	0.0	0.0 r	0.0 r	0.0 r	0.0 r	0.0 r
Greece	174	....	....	....	....	....	....	0.3	0.1 r	0.1 r	....	....	....
Ireland	178	0.0 e	....	0.0 e	....	0.1 e	....	0.0	....	....	....	0.0 r	....
Italy	136	0.0 e	....	....	....	0.0 e	0.0 e	0.0	0.0 r	0.0 r	0.0 r	0.0 r	0.0 r
Netherlands	138	....	....	....	....	....	....	0.2	0.1 r	0.0 r	0.0 r	0.1 r	0.0 r
Portugal	182	....	....	....	....	....	....	....	....	....	....	0.1 r	....
Spain	184	0.0 e	....	....	....	0.0 e	0.0 e	0.0	0.0 r	0.0 r	0.0 r	0.0 r	0.0 r
Canada	156	....	....	....	....	....	....	0.9	0.2 r	0.2 r	0.2 r	0.2 r	0.2 r
China,P.R.: Hong Kong	532	....	....	....	....	....	....	0.0	0.0 r	0.0 r	0.0 r	0.0 r	0.0 r
Czech Republic	935	....	....	....	....	....	....	....	....	....	....	0.0 r	....
Denmark	128	0.0 e	0.0 e	....	0.0 e	....	....	0.1	0.0 r	0.0 r	0.0 r	....	....
Japan	158	....	....	....	....	....	....	0.9	0.2 r	0.2 r	0.2 r	0.2 r	0.2 r
Korea, Republic of	542	....	....	....	....	....	....	0.0	0.0 r	0.0 r	0.0 r	0.0 r	0.0 r
New Zealand	196	....	....	....	....	....	....	0.0	0.0 r	0.0 r	0.0 r	0.0 r	0.0 r
Singapore	576	....	....	....	....	....	....	0.0	0.0 r	0.0 r	0.0 r	0.0 r	0.0 r
Switzerland	146	....	....	....	....	....	....	0.0	0.0 r	0.0 r	0.0 r	0.0 r	0.0 r
United Kingdom	112	0.0	0.0 r	0.0 r	0.0 r	0.0 r	0.0 r	0.1	0.0 r	0.1 r	2.2 r	1.6 r	0.0 r
United States	111	0.8	0.2 r	0.2 r	0.2 r	0.2 r	0.2 r	29.9	7.5 r	7.4 r	7.4 r	7.4 r	7.3 r
Emerg. & Dev. Economies	200	1.5	0.4	0.4	0.2	0.4	0.4	6.0	1.4	1.8	9.0	6.8	1.3
Emerg. & Dev. Asia	505	0.1	0.0	0.0	0.0	0.0	0.0	0.3	0.1	0.1	0.1	0.1	0.1
China,P.R.: Mainland	924	....	....	....	....	....	....	0.2	0.1 r	0.1 r	0.1 r	0.0 r	0.0 r
India	534	....	....	....	....	....	....	0.0	0.0 r	0.0 r	0.0 r	0.0 r	0.0 r
Marshall Islands	867	0.1	0.0 r	0.0 r	0.0 r	0.0 r	0.0 r	....	....	....	....	....	....
Samoa	862	0.0 e	0.0 e	0.0 e	0.0 e	0.0 e	0.0 e	....	....	....	....	....	....
Solomon Islands	813	....	....	....	....	....	....	0.0 e	....	0.0 e	....	....	....
Thailand	578	....	....	....	....	....	....	0.0	0.0 r	0.0 r	0.0 r	0.0 r	0.0 r
Vanuatu	846	0.0 e	0.0 e	0.0 e	0.0 e	0.0 e	0.0 e	....	....	....	....	....	....
Asia n.s.	598	....	....	....	....	....	....	0.0	0.0 r	0.0 r	0.0 r	0.0 r	0.0 r
Europe	170	0.0	0.0	0.0	0.0	0.0	0.0	0.0	....	....	0.0	....	0.0
Emerg. & Dev. Europe	903	0.0	0.0	0.0	0.0	0.0	0.0	0.0	....	....	0.0	....	0.0
Bulgaria	918	....	....	....	....	....	....	0.0	....	....	....	....	....
Macedonia, FYR	962	0.0 e	0.0 e	0.0 e	0.0 e	0.0 e	0.0 e	....	....	....	....	....	....
Romania	968	....	....	....	....	....	....	....	....	....	0.0 r	....	0.0 r
Serbia, Republic of	942	0.0 e	0.0 e	....	....	....	....	....	....	....	....	....	....
CIS	901	0.0	0.0	0.0	0.0	0.0	0.0	....	....	....	....	....	....
Kazakhstan	916	0.0 e	0.0 e	0.0 e	0.0 e	0.0 e	0.0 e	....	....	....	....	....	....
Mid East, N Africa, Pak	440	0.0	0.0	0.0	0.0	0.0	0.0	0.1	0.0	0.0	0.2	0.1	0.0
Bahrain, Kingdom of	419	0.0 e	0.0 e	0.0 e	0.0 e	0.0 e	0.0 e	....	....	....	....	....	....
Kuwait	443	0.0 e	0.0 e	0.0 e	0.0 e	0.0 e	0.0 e	....	....	....	....	....	....
Mauritania	682	0.0 e	0.0 e	0.0 e	0.0 e	0.0 e	0.0 e	....	....	....	....	....	....
Pakistan	564	0.0 e	0.0 e	0.0 e	0.0 e	0.0 e	0.0 e	....	....	....	....	....	....
United Arab Emirates	466	0.0 e	0.0 e	0.0 e	0.0 e	0.0 e	0.0 e	0.1	0.0 r	0.0 r	0.2 r	0.1 r	0.0 r
Sub-Saharan Africa	603	0.1	0.0	0.0	0.0	0.0	0.0	0.0	0.0	0.0	0.0	0.0	0.0
Côte d'Ivoire	662	0.0 e	0.0 e	0.0 e	0.0 e	0.0 e	0.0 e	....	....	....	....	....	....
Gabon	646	0.0	0.0 r	0.0 r	0.0 r	0.0 r	0.0 r	....	....	....	....	....	....
Kenya	664	0.0 e	0.0 e	0.0 e	0.0 e	0.0 e	0.0 e	0.0 e	0.0 e	0.0 e	0.0 e	0.0 e	0.0 e
Nigeria	694	....	....	....	....	....	....	0.0	0.0 r	0.0 r	0.0 r	0.0 r	0.0 r
Swaziland	734	....	....	....	....	....	....	0.0	0.0 r	0.0 r	0.0 r	0.0 r	0.0 r
Togo	742	0.1	0.0 r	0.0 r	0.0 r	0.0 r	0.0 r	....	....	....	....	....	....
Western Hemisphere	205	1.3	0.3	0.3	0.2	0.3	0.4	5.6	1.3	1.7	8.7	6.6	1.2
Anguilla	312	0.2	0.1 r	0.1 r	0.0 r	0.1 r	0.1 r	0.1	0.0 r	0.0 r	0.2 r	0.1 r	0.0 r
Antigua and Barbuda	311	0.1	0.0 r	0.0 r	0.0 r	0.0 r	0.1 r	0.6	0.1 r	0.2 r	1.0 r	0.7 r	0.1 r

# Montserrat (351)

In Millions of U.S. Dollars

		Exports (FOB)						Imports (CIF)					
		2015	2015Q3	2015Q4	2016Q1	2016Q2	2016Q3	2015	2015Q3	2015Q4	2016Q1	2016Q2	2016Q3
Argentina	213	....	....	....	....	....	....	0.1	0.0 r	0.0 r	0.0 r	0.0 r	0.0 r
Aruba	314	0.1	0.0 r	0.0 r	0.0 r	0.0 r	0.0 r	0.0	0.0 r	0.0 r	0.0 r	0.0 r	0.0 r
Barbados	316	....	....	....	....	....	....	0.3	0.1 r	0.1 r	0.1 r	0.1 r	0.1 r
Belize	339	0.0 e	0.0 e	0.0 e	0.0 e	0.0 e	0.0 e	....	....	....	....	....	....
Brazil	223	....	....	....	....	....	....	0.1	0.0 r	0.0 r	0.0 r	0.0 r	0.0 r
Colombia	233	....	....	....	....	....	....	0.0	0.0 r	0.0 r	0.0 r	0.0 r	0.0 r
Costa Rica	238	0.0 e	0.0 e	0.0 e	0.0 e	0.0 e	0.0 e	....	....	....	....	....	....
Curacao	354	....	....	....	....	....	....	0.4	0.1 r	0.1 r	0.6 r	0.5 r	0.1 r
Dominica	321	0.0	0.0 r	0.0 r	0.0 r	0.0 r	0.0 r	0.2	0.0 r	0.1 r	0.3 r	0.2 r	0.0 r
Dominican Republic	243	....	....	....	....	....	....	0.0	0.0 r	0.0 r	0.1 r	0.1 r	0.0 r
Grenada	328	....	....	....	....	....	....	0.0	0.0 r	0.0 r	0.0 r	0.0 r	0.0 r
Guyana	336	....	....	....	....	....	....	0.1	0.0 r	0.0 r	0.0 r	0.0 r	0.0 r
Honduras	268	....	....	....	....	....	....	0.1	0.0 r	0.0 r	0.0 r	0.0 r	0.0 r
Jamaica	343	....	....	....	....	....	....	0.5	0.1 r	0.2 r	1.0 r	0.7 r	0.1 r
Panama	283	....	....	....	....	....	....	0.0	0.0 r	0.0 r	0.0 r	0.0 r	0.0 r
Paraguay	288	....	....	....	....	....	....	0.0	0.0 r	0.0 r	0.0 r	0.0 r	0.0 r
Peru	293	....	....	....	....	....	....	0.0	0.0 r	0.0 r	0.0 r	0.0 r	0.0 r
St. Kitts and Nevis	361	0.6	0.2 r	0.1 r	0.1 r	0.2 r	0.2 r	0.5	0.1 r	0.1 r	0.8 r	0.6 r	0.1 r
St. Lucia	362	0.0	0.0 r	0.0 r	0.0 r	0.0 r	0.0 r	0.0	0.0 r	0.0 r	0.1 r	0.0 r	0.0 r
St. Vincent & Grens.	364	....	....	....	....	....	....	0.2	0.1 r	0.1 r	0.4 r	0.3 r	0.0 r
Trinidad and Tobago	369	0.3	0.1 r	0.1 r	0.0 r	0.1 r	0.1 r	2.3	0.6 r	0.7 r	4.1 r	3.1 r	0.5 r
Western Hem. n.s.	399	....	....	....	....	....	....	0.0	0.0 r	0.0 r	0.1 r	0.1 r	0.0 r
<b>Other Countries n.i.e</b>	910	<b>0.0</b>	<b>0.0</b>	<b>0.0</b>	<b>0.0</b>	<b>0.0</b>	<b>0.0</b>	....	....	....	....	....	....
Cuba	928	0.0 e	0.0 e	0.0 e	0.0 e	0.0 e	0.0 e	....	....	....	....	....	....
<b>Countries &amp; Areas n.s.</b>	898	....	....	....	....	....	....	<b>0.1</b>	<b>0.0 r</b>	<b>0.0 r</b>	<b>0.1 r</b>	<b>0.1 r</b>	<b>0.0 r</b>
<b>Memorandum Items</b>													
Africa	605	0.1	0.0	0.0	0.0	0.0	0.0	0.0	0.0	0.0	0.0	0.0	0.0
Middle East	405	0.0	0.0	0.0	0.0	0.0	0.0	0.1	0.0	0.0	0.2	0.1	0.0
European Union	998	0.6	0.1	0.4	0.2	0.4	0.5	2.0	0.5	0.5	2.6	1.9	0.6
Export earnings: fuel	080	0.3	0.1	0.1	0.0	0.1	0.1	2.5	0.6	0.8	4.3	3.2	0.5
Export earnings: nonfuel	092	2.7	0.6	0.9	0.6	1.0	1.1	37.3	9.2	9.3	15.3	13.4	9.1



# Morocco (686)

In Millions of U.S. Dollars

		Exports (FOB)						Imports (CIF)					
		2015	2015Q3	2015Q4	2016Q1	2016Q2	2016Q3	2015	2015Q3	2015Q4	2016Q1	2016Q2	2016Q3
IFS World		21,886.2	....	....	....	....	....	37,513.7	....	....	....	....	....
World	001	21,140.2	5,008.3	4,960.2	4,806.0	4,355.0	3,522.3	37,030.0	8,598.3	9,067.9	8,569.1	9,709.4	8,551.9
Advanced Economies	110	14,456.8	3,377.3	3,316.5	2,877.5	2,607.5	2,108.9	22,689.4	5,131.5	5,703.5	5,458.7	6,185.0	5,447.7
Euro Area	163	11,841.7	2,774.2	2,650.7	2,000.8	1,813.0	1,466.4	17,158.3	3,887.6	4,517.5	4,321.0	4,896.0	4,312.3
Austria	122	142.3	36.4	19.7	4.4 r	4.0 r	3.2 r	180.2	42.7	48.1	43.6 r	49.4 r	43.5 r
Belgium	124	329.1	72.9	57.8	42.8 r	38.8 r	31.4 r	609.8	135.7	132.0	134.6 r	152.5 r	134.3 r
Cyprus	423	1.2	0.2	0.2	0.5 r	0.4 r	0.4 r	2.8	0.7	0.8	0.1 r	0.1 r	0.1 r
Estonia	939	1.1	0.3	0.4	....	....	....	8.2	1.7	2.5	5.0 r	5.7 r	5.0 r
Finland	172	3.5	0.6	0.7	0.4 r	0.3 r	0.3 r	198.4	51.1	49.2	45.1 r	51.1 r	45.0 r
France	132	4,172.4	910.8	1,099.5	655.2 r	593.7 r	480.2 r	4,578.2	996.7	1,129.1	1,016.9 r	1,152.2 r	1,014.8 r
Germany	134	529.3	110.8	143.8	154.3 r	139.8 r	113.1 r	2,148.1	466.9	581.5	595.5 r	674.7 r	594.3 r
Greece	174	29.6	12.9	6.5	14.0 r	12.7 r	10.2 r	49.7	13.3	14.7	11.3 r	12.8 r	11.3 r
Ireland	178	144.5	28.8	21.3	3.0 r	2.7 r	2.2 r	105.3	28.8	21.0	17.9 r	20.3 r	17.9 r
Italy	136	901.4	218.7	187.9	204.1 r	185.0 r	149.6 r	2,039.2	469.1	559.8	530.7 r	601.3 r	529.6 r
Latvia	941	14.3	2.4	0.4	0.6 r	0.5 r	0.4 r	191.6	43.5	45.5	5.8 r	6.5 r	5.7 r
Lithuania	946	28.7	3.5	0.3	0.1 r	0.1 r	0.1 r	30.4	8.3	12.5	2.3 r	2.6 r	2.3 r
Luxembourg	137	4.8	1.1	1.3	2.3 r	2.1 r	1.7 r	11.2	2.4	3.0	1.9 r	2.2 r	1.9 r
Malta	181	10.4	6.2	1.8	1.7 r	1.6 r	1.3 r	2.9	0.8	0.5	0.5 r	0.6 r	0.5 r
Netherlands	138	555.6	116.0	84.7	65.1 r	59.0 r	47.7 r	691.3	127.9	149.8	160.9 r	182.3 r	160.6 r
Portugal	182	271.3	65.8	59.3	50.0 r	45.3 r	36.6 r	1,008.9	245.1	258.6	262.4 r	297.3 r	261.9 r
Slovak Republic	936	27.5	3.5	3.7	0.7 r	0.6 r	0.5 r	123.0	31.6	40.8	33.4 r	37.9 r	33.4 r
Slovenia	961	10.3	0.8	1.7	0.5 r	0.5 r	0.4 r	35.3	6.7	10.5	15.3 r	17.3 r	15.2 r
Spain	184	4,664.4	1,182.7	959.8	801.2 r	726.0 r	587.2 r	5,143.7	1,214.8	1,457.6	1,438.0 r	1,629.4 r	1,435.2 r
Australia	193	14.3	2.5	2.4	1.9 r	1.7 r	1.4 r	24.6	3.0	1.9	1.8 r	2.1 r	1.8 r
Canada	156	184.1	33.7	55.3	82.8 r	75.1 r	60.7 r	399.6	68.7	84.2	109.1 r	123.6 r	108.9 r
China,P.R.: Hong Kong	532	8.5	2.9	1.7	3.3 r	3.0 r	2.4 r	22.0	6.1	5.4	6.4 r	7.2 r	6.4 r
China,P.R.: Macao	546	0.1	....	0.1	....	....	....	0.4	0.1	0.0	0.0 r	0.0 r	0.0 r
Czech Republic	935	49.7	10.1	10.9	3.3 r	3.0 r	2.4 r	184.0	28.9	40.2	26.5 r	30.1 r	26.5 r
Denmark	128	30.0	6.0	10.3	13.9 r	12.6 r	10.2 r	60.0	14.5	16.7	20.9 r	23.7 r	20.9 r
Iceland	176	3.5	1.0	1.0	0.0 r	0.0 r	0.0 r	2.3	0.6	0.3	0.5 r	0.5 r	0.5 r
Japan	158	163.2	28.2	22.4	40.2 r	36.5 r	29.5 r	282.4	64.1	69.6	70.4 r	79.8 r	70.3 r
Korea, Republic of	542	73.6	18.0	17.5	19.7 r	17.9 r	14.4 r	403.5	95.1	88.3	59.4 r	67.3 r	59.3 r
New Zealand	196	50.1	14.4	7.0	0.1 r	0.1 r	0.1 r	57.7	12.6	9.2	9.8 r	11.1 r	9.8 r
Norway	142	74.8	23.0	17.5	13.0 r	11.8 r	9.5 r	71.9	24.0	8.6	9.7 r	11.0 r	9.7 r
Singapore	576	244.9	66.3	53.3	69.8 r	63.3 r	51.2 r	91.5	22.4	20.5	20.3 r	23.0 r	20.3 r
Sweden	144	105.6	14.6	26.1	9.9 r	9.0 r	7.3 r	360.5	85.4	89.9	75.8 r	85.8 r	75.6 r
Switzerland	146	114.8	33.8	20.9	32.8 r	29.7 r	24.1 r	262.6	63.4	69.9	64.4 r	73.0 r	64.3 r
Taiwan Prov.of China	528	14.5	3.0	3.8	4.4 r	4.0 r	3.3 r	92.5	22.4	21.9	24.0 r	27.2 r	24.0 r
United Kingdom	112	567.5	134.0	109.2	73.7 r	66.7 r	54.0 r	811.1	178.2	186.6	195.1 r	221.1 r	194.7 r
United States	111	915.8	211.7	306.5	507.8 r	460.2 r	372.2 r	2,404.4	554.2	472.9	443.5 r	502.5 r	442.6 r
<b>Emerg. &amp; Dev. Economies</b>	<b>200</b>	<b>6,388.5</b>	<b>1,547.0</b>	<b>1,562.8</b>	<b>1,850.4</b>	<b>1,676.8</b>	<b>1,356.2</b>	<b>14,206.2</b>	<b>3,423.5</b>	<b>3,338.1</b>	<b>3,109.7</b>	<b>3,523.5</b>	<b>3,103.5</b>
<b>Emerg. &amp; Dev. Asia</b>	<b>505</b>	<b>1,507.0</b>	<b>369.1</b>	<b>497.1</b>	<b>526.8</b>	<b>477.4</b>	<b>386.1</b>	<b>4,129.4</b>	<b>1,035.2</b>	<b>1,087.8</b>	<b>1,118.9</b>	<b>1,267.8</b>	<b>1,116.6</b>
American Samoa	859	....	....	....	....	....	....	0.0	....	0.0	....	....	....
Bangladesh	513	128.8	48.1	12.5	....	....	....	29.2	8.0	6.5	8.4 r	9.5 r	8.4 r
Brunei Darussalam	516	....	....	....	....	....	....	0.0	....	0.0	....	....	....
Cambodia	522	0.1	0.0	0.0	....	....	....	3.4	1.2	0.8	0.7 r	0.8 r	0.7 r
China,P.R.: Mainland	924	225.9	43.2	50.6	66.3 r	60.1 r	48.6 r	3,131.7	773.7	820.9	864.1 r	979.1 r	862.4 r
Fiji	819	0.2	....	0.2	0.2 r	0.2 r	0.2 r	0.0	....	0.0	....	....	....
F.T. French Polynesia	887	0.6	0.1	0.1	....	....	....	....	....	....	....	....	....
F.T. New Caledonia	839	1.1	0.2	0.4	0.7 r	0.6 r	0.5 r	0.1	0.0	0.0	....	....	....
India	534	1,040.0	247.8	403.1	434.6 r	393.8 r	318.5 r	397.0	94.8	115.0	85.8 r	97.2 r	85.6 r
Indonesia	536	58.2	13.9	15.2	0.5 r	0.4 r	0.3 r	134.6	43.5	37.2	42.6 r	48.3 r	42.5 r
Kiribati	826	....	....	....	....	....	....	0.0	0.0	....	....	....	....
Lao People's Dem.Rep	544	....	....	....	....	....	....	0.3	0.1	0.1	....	....	....
Malaysia	548	4.2	0.5	1.9	2.4 r	2.2 r	1.7 r	85.1	22.2	22.0	31.0 r	35.2 r	31.0 r
Maldives	556	0.1	....	....	....	....	....	0.0	....	0.0	....	....	....
Mongolia	948	....	....	....	....	....	....	0.0	0.0	....	....	....	....
Myanmar	518	0.0	....	0.0	0.1 r	0.1 r	0.0 r	0.3	0.0	0.1	0.1 r	0.1 r	0.1 r
Nepal	558	....	....	....	....	....	....	0.1	0.0	0.0	0.0 r	0.0 r	0.0 r
Palau	565	....	....	....	....	....	....	0.0	....	0.0	0.0 r	0.0 r	0.0 r

# Morocco (686)

In Millions of U.S. Dollars

		Exports (FOB)						Imports (CIF)					
		2015	2015Q3	2015Q4	2016Q1	2016Q2	2016Q3	2015	2015Q3	2015Q4	2016Q1	2016Q2	2016Q3
Philippines	566	1.9	0.5	0.6	1.1 r	1.0 r	0.8 r	17.2	4.8	4.4	5.4 r	6.1 r	5.4 r
Sri Lanka	524	0.7	....	0.0	0.0 r	0.0 r	0.0 r	5.5	1.7	1.2	1.3 r	1.4 r	1.3 r
Thailand	578	43.2	14.5	11.3	17.7 r	16.1 r	13.0 r	129.1	32.0	35.6	27.4 r	31.1 r	27.4 r
Vanuatu	846	0.0	0.0	....	....	....	....	....	....	....	....	....	....
Vietnam	582	2.0	0.4	1.0	3.3 r	3.0 r	2.4 r	195.3	52.6	44.0	52.0 r	58.9 r	51.9 r
Asia n.s.	598	0.1	....	0.0	....	....	....	0.5	0.5	0.0	0.0 r	0.0 r	0.0 r
<b>Europe</b>	170	<b>1,196.7</b>	<b>368.2</b>	<b>267.2</b>	<b>124.4</b>	<b>112.7</b>	<b>91.1</b>	<b>4,610.2</b>	<b>1,112.1</b>	<b>1,015.0</b>	<b>720.0</b>	<b>815.8</b>	<b>718.5</b>
<b>Emerg. &amp; Dev. Europe</b>	903	<b>1,004.6</b>	<b>338.6</b>	<b>192.2</b>	<b>85.9</b>	<b>77.9</b>	<b>63.0</b>	<b>2,449.4</b>	<b>559.9</b>	<b>592.5</b>	<b>529.8</b>	<b>600.3</b>	<b>528.7</b>
Albania	914	3.3	0.8	0.8	0.3 r	0.3 r	0.2 r	1.4	0.1	1.0	0.0 r	0.0 r	0.0 r
Bosnia and Herzegovina	963	1.7	0.5	0.7	0.2 r	0.1 r	0.1 r	10.2	0.1	0.2	0.4 r	0.4 r	0.4 r
Bulgaria	918	82.9	22.7	10.5	1.6 r	1.4 r	1.1 r	75.4	18.8	14.2	23.2 r	26.3 r	23.2 r
Croatia	960	14.7	9.7	1.3	1.1 r	1.0 r	0.8 r	8.6	2.7	1.4	0.4 r	0.4 r	0.4 r
Gibraltar	823	0.1	0.0	0.0	0.0 r	0.0 r	0.0 r	4.8	1.9	0.2	0.5 r	0.6 r	0.5 r
Hungary	944	19.6	4.9	4.7	0.8 r	0.7 r	0.6 r	168.4	35.0	43.8	42.5 r	48.2 r	42.5 r
Kosovo	967	0.1	0.0	0.1	0.2 r	0.2 r	0.1 r	0.0	0.0	0.0	....	....	....
Macedonia, FYR	962	1.3	1.0	0.1	0.0 r	0.0 r	0.0 r	0.2	0.0	0.1	0.0 r	0.0 r	0.0 r
Montenegro	943	2.8	1.1	0.8	0.1 r	0.1 r	0.1 r	0.0	0.0	0.0	....	....	....
Poland	964	137.7	44.4	25.2	14.6 r	13.2 r	10.7 r	351.0	65.9	76.2	78.4 r	88.8 r	78.2 r
Romania	968	111.3	34.9	9.4	1.6 r	1.4 r	1.2 r	250.6	58.3	60.8	38.3 r	43.4 r	38.3 r
Serbia, Republic of	942	1.8	0.3	0.5	0.8 r	0.8 r	0.6 r	3.8	0.7	1.3	0.7 r	0.8 r	0.7 r
Turkey	186	627.3	218.2	138.2	64.8 r	58.7 r	47.5 r	1,574.8	376.3	393.3	345.4 r	391.3 r	344.7 r
<b>CIS</b>	901	<b>191.4</b>	<b>29.4</b>	<b>74.9</b>	<b>38.4</b>	<b>34.8</b>	<b>28.2</b>	<b>2,160.7</b>	<b>552.2</b>	<b>422.4</b>	<b>190.1</b>	<b>215.4</b>	<b>189.7</b>
Armenia	911	....	....	....	....	....	....	0.0	....	0.0	....	....	....
Azerbaijan, Rep. of	912	0.8	0.0	0.0	0.0 r	0.0 r	0.0 r	0.1	0.1	0.0	....	....	....
Belarus	913	17.8	10.5	3.6	1.7 r	1.6 r	1.3 r	2.9	0.6	0.2	0.1 r	0.1 r	0.1 r
Georgia	915	7.0	1.4	0.6	1.1 r	1.0 r	0.8 r	9.1	7.1	0.2	0.0 r	0.0 r	0.0 r
Kazakhstan	916	0.9	0.1	0.4	0.2 r	0.2 r	0.1 r	4.4	4.4	0.0	0.0 r	0.0 r	0.0 r
Kyrgyz Republic	917	0.6	0.1	0.1	....	....	....	....	....	....	....	....	....
Moldova	921	....	....	....	....	....	....	5.9	1.1	1.5	0.1 r	0.1 r	0.1 r
Russian Federation	922	145.1	8.5	66.8	33.6 r	30.4 r	24.6 r	1,615.3	405.1	292.5	109.1 r	123.7 r	108.9 r
Tajikistan	923	....	....	....	....	....	....	0.1	0.0	0.1	0.1 r	0.2 r	0.1 r
Turkmenistan	925	....	....	....	....	....	....	3.4	0.0	3.0	....	....	....
Ukraine	926	19.1	8.8	3.3	1.9 r	1.7 r	1.4 r	515.9	133.2	124.4	80.5 r	91.3 r	80.4 r
Uzbekistan	927	0.2	0.0	....	....	....	....	3.6	0.6	0.6	0.0 r	0.0 r	0.0 r
Europe n.s.	884	0.8	0.3	0.1	....	....	....	0.1	0.1	0.1	0.1 r	0.1 r	0.1 r
<b>Mid East, N Africa, Pak</b>	440	<b>1,344.1</b>	<b>318.5</b>	<b>257.8</b>	<b>321.5</b>	<b>291.4</b>	<b>235.7</b>	<b>3,546.1</b>	<b>778.3</b>	<b>763.3</b>	<b>750.1</b>	<b>850.0</b>	<b>748.6</b>
Afghanistan, I.R. of	512	0.1	....	0.1	....	....	....	....	....	....	....	....	....
Algeria	612	192.5	39.6	42.3	55.2 r	50.0 r	40.5 r	816.9	185.2	197.7	242.1 r	274.3 r	241.6 r
Bahrain, Kingdom of	419	3.6	1.3	0.6	0.6 r	0.6 r	0.5 r	67.7	12.5	19.6	16.4 r	18.6 r	16.4 r
Djibouti	611	1.0	0.2	0.1	0.4 r	0.3 r	0.3 r	0.0	....	0.0	....	....	....
Egypt	469	245.2	47.5	64.3	90.5 r	82.0 r	66.3 r	384.3	93.4	100.8	85.4 r	96.8 r	85.3 r
Iran, I.R. of	429	0.6	0.2	0.1	0.4 r	0.4 r	0.3 r	1.7	0.4	0.1	0.0 r	0.0 r	0.0 r
Iraq	433	10.8	1.9	4.5	2.6 r	2.3 r	1.9 r	364.1	105.2	0.3	0.5 r	0.5 r	0.5 r
Jordan	439	22.0	5.2	5.8	7.1 r	6.4 r	5.2 r	23.4	6.8	3.7	4.8 r	5.4 r	4.8 r
Kuwait	443	18.3	6.8	4.5	2.1 r	1.9 r	1.5 r	37.9	2.1	10.9	1.5 r	1.7 r	1.5 r
Lebanon	446	75.2	20.1	21.8	24.7 r	22.4 r	18.1 r	21.6	7.7	3.5	4.9 r	5.5 r	4.9 r
Libya	672	62.4	19.8	7.6	8.9 r	8.1 r	6.6 r	3.6	0.0	....	....	....	....
Mauritania	682	161.1	38.5	39.9	48.6 r	44.1 r	35.6 r	0.6	0.1	0.0	0.0 r	0.0 r	0.0 r
Oman	449	6.3	1.0	1.9	2.3 r	2.1 r	1.7 r	46.3	7.9	14.2	12.8 r	14.5 r	12.8 r
Pakistan	564	220.3	72.1	0.6	0.6 r	0.5 r	0.4 r	31.8	13.6	5.8	6.0 r	6.7 r	5.9 r
Qatar	453	18.3	2.2	2.5	2.1 r	1.9 r	1.5 r	52.7	14.6	18.1	20.0 r	22.6 r	19.9 r
Saudi Arabia	456	93.1	11.0	13.1	11.0 r	10.0 r	8.1 r	947.9	138.8	207.2	122.0 r	138.2 r	121.7 r
Somalia	726	....	....	....	....	....	....	0.0	0.0	0.0	....	....	....
Sudan	732	11.0	0.6	0.6	0.6 r	0.5 r	0.4 r	7.8	7.0	0.0	0.0 r	0.0 r	0.0 r
Syrian Arab Republic	463	40.2	4.6	14.2	23.3 r	21.1 r	17.1 r	11.0	2.8	3.8	3.5 r	3.9 r	3.4 r
Tunisia	744	93.9	23.7	17.4	24.5 r	22.2 r	18.0 r	188.1	35.4	33.1	36.2 r	41.0 r	36.1 r
United Arab Emirates	466	52.5	18.3	11.9	10.4 r	9.4 r	7.6 r	538.8	144.9	144.4	193.9 r	219.7 r	193.5 r
West Bank and Gaza	487	6.2	2.0	1.3	1.9 r	1.7 r	1.4 r	0.0	....	0.0	0.1 r	0.1 r	0.1 r
Yemen, Republic of	474	9.5	1.9	2.5	3.7 r	3.4 r	2.7 r	0.0	....	....	....	....	....

# Morocco (686)

In Millions of U.S. Dollars

		Exports (FOB)						Imports (CIF)					
		2015	2015Q3	2015Q4	2016Q1	2016Q2	2016Q3	2015	2015Q3	2015Q4	2016Q1	2016Q2	2016Q3
<b>Sub-Saharan Africa</b>	603	<b>1,316.1</b>	<b>308.8</b>	<b>250.1</b>	<b>307.6</b>	<b>278.7</b>	<b>225.4</b>	<b>521.0</b>	<b>115.0</b>	<b>109.6</b>	<b>102.3</b>	<b>116.0</b>	<b>102.1</b>
Angola	614	44.9	12.1	9.3	7.5 r	6.8 r	5.5 r	0.0	....	....	....	....	....
Benin	638	46.5	23.0	5.6	6.6 r	6.0 r	4.8 r	0.2	0.1	0.0	0.0 r	0.0 r	0.0 r
Burkina Faso	748	45.7	14.0	13.0	16.2 r	14.7 r	11.9 r	1.4	0.2	0.3	0.7 r	0.8 r	0.7 r
Burundi	618	0.5	0.0	0.0	0.0 r	0.0 r	0.0 r	....	....	....	....	....	....
Cabo Verde	624	1.5	0.1	0.3	0.2 r	0.2 r	0.1 r	2.3	1.2	1.1	2.5 r	2.8 r	2.5 r
Cameroon	622	59.9	13.1	16.0	17.6 r	15.9 r	12.9 r	4.0	1.7	0.7	1.2 r	1.3 r	1.2 r
Central African Rep.	626	0.9	0.5	0.2	0.5 r	0.4 r	0.3 r	5.9	1.3	1.7	1.6 r	1.9 r	1.6 r
Chad	628	2.9	0.6	0.4	0.2 r	0.2 r	0.2 r	0.0	0.0	0.0	0.0 r	0.0 r	0.0 r
Comoros	632	1.6	0.2	0.4	0.7 r	0.6 r	0.5 r	....	....	....	....	....	....
Congo, Dem. Rep. of	636	11.7	4.8	1.0	0.5 r	0.5 r	0.4 r	8.1	2.6	2.7	6.6 r	7.5 r	6.6 r
Congo, Republic of	634	44.9	13.9	10.4	14.5 r	13.1 r	10.6 r	8.2	1.0	1.9	1.6 r	1.9 r	1.6 r
Côte d'Ivoire	662	173.4	37.0	33.8	40.8 r	36.9 r	29.9 r	11.4	3.7	3.0	2.5 r	2.9 r	2.5 r
Equatorial Guinea	642	23.2	5.1	3.6	6.5 r	5.9 r	4.8 r	0.1	0.0	0.1	....	....	....
Ethiopia	644	176.1	1.8	1.1	0.6 r	0.6 r	0.4 r	0.3	0.0	0.1	0.1 r	0.1 r	0.1 r
Gabon	646	48.8	13.3	15.1	19.6 r	17.7 r	14.3 r	15.3	3.8	2.8	2.3 r	2.6 r	2.3 r
Gambia, The	648	5.4	1.2	1.2	1.4 r	1.3 r	1.0 r	0.0	....	....	....	....	....
Ghana	652	59.3	9.0	12.0	14.3 r	12.9 r	10.4 r	3.6	0.5	1.0	0.6 r	0.7 r	0.6 r
Guinea	656	61.3	12.3	15.5	12.7 r	11.5 r	9.3 r	14.2	1.7	2.7	2.2 r	2.5 r	2.2 r
Guinea-Bissau	654	2.6	0.6	0.6	0.6 r	0.5 r	0.4 r	0.0	0.0	....	....	....	....
Kenya	664	0.5	0.2	0.2	0.1 r	0.1 r	0.1 r	7.5	0.8	1.4	1.4 r	1.5 r	1.4 r
Liberia	668	6.9	1.7	1.8	1.4 r	1.3 r	1.0 r	0.1	....	....	....	....	....
Madagascar	674	2.6	0.7	0.3	0.0 r	0.0 r	0.0 r	7.2	1.9	2.2	0.8 r	0.9 r	0.8 r
Malawi	676	....	....	....	....	....	....	3.9	0.0	3.0	0.8 r	0.9 r	0.8 r
Mali	678	76.8	18.9	18.7	24.9 r	22.5 r	18.2 r	1.5	0.1	0.1	0.2 r	0.2 r	0.2 r
Mauritius	684	7.1	1.6	1.2	1.6 r	1.4 r	1.2 r	1.2	0.3	0.1	0.1 r	0.1 r	0.1 r
Mozambique	688	0.3	0.2	0.1	0.2 r	0.1 r	0.1 r	0.3	0.2	0.0	0.0 r	0.0 r	0.0 r
Namibia	728	9.7	3.6	3.4	5.4 r	4.9 r	4.0 r	0.0	....	0.0	0.0 r	0.0 r	0.0 r
Niger	692	20.3	4.3	6.5	10.1 r	9.1 r	7.4 r	0.0	....	....	....	....	....
Nigeria	694	97.0	30.9	22.2	17.4 r	15.7 r	12.7 r	26.9	5.5	14.4	6.1 r	6.9 r	6.1 r
Rwanda	714	0.2	0.0	0.1	0.2 r	0.2 r	0.2 r	0.1	....	0.0	0.0 r	0.0 r	0.0 r
São Tomé & Príncipe	716	....	....	....	....	....	....	0.0	....	0.0	....	....	....
Senegal	722	137.6	33.7	35.5	54.7 r	49.6 r	40.1 r	6.3	2.5	0.6	1.1 r	1.2 r	1.1 r
Seychelles	718	0.3	0.0	0.0	....	....	....	0.2	0.0	....	....	....	....
Sierra Leone	724	13.9	2.8	3.6	4.0 r	3.6 r	2.9 r	0.9	0.2	0.4	0.1 r	0.1 r	0.1 r
South Africa	199	77.9	36.8	7.1	12.8 r	11.6 r	9.3 r	362.0	81.2	65.2	67.4 r	76.4 r	67.2 r
Swaziland	734	2.1	0.1	0.0	....	....	....	0.2	0.1	0.0	0.1 r	0.1 r	0.1 r
Tanzania	738	1.3	0.3	0.2	0.6 r	0.5 r	0.4 r	4.7	1.3	0.8	0.4 r	0.5 r	0.4 r
Togo	742	49.4	10.2	9.6	13.5 r	12.2 r	9.9 r	12.6	1.4	0.4	0.1 r	0.1 r	0.1 r
Uganda	746	0.7	0.3	0.2	0.0 r	0.0 r	0.0 r	8.0	1.5	1.9	1.7 r	2.0 r	1.7 r
Zambia	754	0.1	....	0.0	....	....	....	1.5	....	0.0	0.0 r	0.0 r	0.0 r
Zimbabwe	698	0.3	....	....	....	....	....	0.9	0.0	0.9	....	....	....
Africa n.s.	799	....	....	....	....	....	....	0.0	....	0.0	....	....	....
<b>Western Hemisphere</b>	205	<b>1,024.6</b>	<b>182.4</b>	<b>290.6</b>	<b>570.1</b>	<b>516.6</b>	<b>417.8</b>	<b>1,399.5</b>	<b>383.0</b>	<b>362.5</b>	<b>418.4</b>	<b>474.1</b>	<b>417.6</b>
Antigua and Barbuda	311	0.1	0.1	....	....	....	....	....	....	....	....	....	....
Argentina	213	3.9	0.3	1.9	0.3 r	0.3 r	0.3 r	410.4	120.8	66.9	53.3 r	60.4 r	53.2 r
Aruba	314	....	....	....	....	....	....	0.0	....	....	....	....	....
Bahamas, The	313	0.1	0.1	....	....	....	....	17.0	2.3	....	....	....	....
Barbados	316	0.1	0.1	0.0	0.0 r	0.0 r	0.0 r	0.0	0.0	0.0	0.0 r	0.0 r	0.0 r
Belize	339	0.0	....	0.0	....	....	....	0.4	....	....	....	....	....
Bermuda	319	0.0	0.0	....	....	....	....	0.0	....	0.0	....	....	....
Bolivia	218	....	....	....	....	....	....	0.4	0.1	0.1	0.1 r	0.2 r	0.1 r
Brazil	223	841.7	145.2	254.2	537.8 r	487.3 r	394.2 r	620.5	190.6	215.0	303.1 r	343.4 r	302.5 r
Chile	228	11.4	2.0	1.6	0.8 r	0.7 r	0.6 r	36.8	16.1	5.2	4.4 r	5.0 r	4.4 r
Colombia	233	8.8	0.3	2.5	0.2 r	0.2 r	0.1 r	4.5	1.3	0.8	0.3 r	0.4 r	0.3 r
Costa Rica	238	0.9	0.2	0.6	1.7 r	1.6 r	1.3 r	4.6	1.1	0.8	0.6 r	0.6 r	0.6 r
Dominica	321	0.3	0.2	....	....	....	....	0.1	0.0	0.0	0.0 r	0.0 r	0.0 r
Dominican Republic	243	1.6	0.3	0.3	0.1 r	0.1 r	0.1 r	0.6	0.3	0.1	0.1 r	0.1 r	0.1 r
Ecuador	248	2.1	0.1	0.0	....	....	....	7.7	2.3	2.2	2.7 r	3.0 r	2.7 r
El Salvador	253	0.3	0.0	0.2	0.3 r	0.2 r	0.2 r	1.6	0.1	1.3	3.8 r	4.3 r	3.8 r

# Morocco (686)

In Millions of U.S. Dollars

		Exports (FOB)						Imports (CIF)					
		2015	2015Q3	2015Q4	2016Q1	2016Q2	2016Q3	2015	2015Q3	2015Q4	2016Q1	2016Q2	2016Q3
Falkland Islands	323	....	....	....	....	....	....	0.2	0.1	0.0	0.0 r	0.1 r	0.0 r
Greenland	326	....	....	....	....	....	....	12.4	3.9	2.2	1.7 r	2.0 r	1.7 r
Grenada	328	0.1	0.1	....	....	....	....	0.0	....	....	....	....	....
Guatemala	258	0.2	0.0	0.1	0.1 r	0.1 r	0.1 r	1.4	0.4	0.1	0.2 r	0.3 r	0.2 r
Guyana	336	1.4	0.5	0.1	....	....	....	0.0	....	....	....	....	....
Haiti	263	1.2	0.4	0.2	0.2 r	0.2 r	0.2 r	0.0	0.0	0.0	....	....	....
Honduras	268	0.1	0.0	0.1	0.3 r	0.2 r	0.2 r	0.6	0.1	0.0	....	....	....
Jamaica	343	0.1	0.1	....	....	....	....	0.0	0.0	0.0	0.0 r	0.0 r	0.0 r
Mexico	273	81.7	13.5	7.5	5.5 r	5.0 r	4.0 r	67.0	12.0	14.5	13.6 r	15.4 r	13.6 r
Netherlands Antilles	353	0.2	0.0	0.1	0.2 r	0.2 r	0.1 r	....	....	....	....	....	....
Nicaragua	278	....	....	....	....	....	....	0.2	0.1	0.0	....	....	....
Panama	283	0.6	0.1	0.1	0.1 r	0.1 r	0.0 r	2.1	0.0	0.0	0.0 r	0.0 r	0.0 r
Paraguay	288	0.5	0.0	0.1	0.5 r	0.4 r	0.4 r	40.3	7.4	12.1	0.0 r	0.0 r	0.0 r
Peru	293	40.2	12.1	18.7	21.9 r	19.9 r	16.1 r	15.6	3.9	1.9	2.5 r	2.9 r	2.5 r
St. Kitts and Nevis	361	0.1	0.1	....	....	....	....	....	....	....	....	....	....
St. Lucia	362	0.2	0.2	....	....	....	....	....	....	....	....	....	....
St. Vincent & Grens.	364	0.1	0.1	....	....	....	....	....	....	....	....	....	....
Suriname	366	0.3	....	0.1	....	....	....	0.0	0.0	....	....	....	....
Trinidad and Tobago	369	3.9	2.0	0.1	....	....	....	12.3	....	10.3	....	....	....
Uruguay	298	0.1	0.0	0.0	0.0 r	0.0 r	0.0 r	17.4	3.4	3.3	2.4 r	2.7 r	2.4 r
Venezuela, Rep. Bol.	299	22.1	4.0	2.2	0.2 r	0.2 r	0.1 r	125.1	16.6	25.7	29.4 r	33.3 r	29.4 r
Western Hem. n.s.	399	....	....	....	....	....	....	0.1	0.1	....	....	....	....
<b>Other Countries n.i.e</b>	<b>910</b>	<b>0.8</b>	<b>0.2</b>	<b>0.2</b>	<b>0.5</b>	<b>0.4</b>	<b>0.4</b>	<b>2.6</b>	<b>0.7</b>	<b>0.7</b>	<b>0.6</b>	<b>0.7</b>	<b>0.6</b>
Cuba	928	0.6	0.1	0.1	0.2 r	0.2 r	0.1 r	1.9	0.4	0.4	0.5 r	0.5 r	0.5 r
Korea, Dem. People's Rep.	954	0.2	0.1	0.1	0.3 r	0.3 r	0.2 r	0.7	0.3	0.3	0.2 r	0.2 r	0.2 r
<b>Special Categories</b>	<b>899</b>	<b>263.1</b>	<b>83.8</b>	<b>80.7</b>	<b>77.6 r</b>	<b>70.3 r</b>	<b>56.8 r</b>	<b>131.7</b>	<b>42.6</b>	<b>25.6</b>	<b>0.1 r</b>	<b>0.1 r</b>	<b>0.1 r</b>
<b>Countries &amp; Areas n.s.</b>	<b>898</b>	<b>31.0</b>	<b>....</b>	<b>....</b>	<b>....</b>	<b>....</b>	<b>....</b>	<b>0.2</b>	<b>....</b>	<b>....</b>	<b>....</b>	<b>....</b>	<b>....</b>
<b>Memorandum Items</b>													
Africa	605	1,775.6	411.4	350.4	436.9	395.9	320.2	1,534.4	342.7	340.4	380.7	431.3	379.9
Middle East	405	664.2	143.9	156.9	191.7	173.7	140.5	2,500.9	537.0	526.6	465.9	527.9	464.9
European Union	998	12,960.8	3,055.6	2,858.3	2,121.1	1,922.1	1,554.6	19,428.1	4,375.3	5,047.2	4,822.2	5,463.9	4,812.5
Export earnings: fuel	080	913.3	195.0	224.7	199.1	180.4	145.9	4,701.2	1,051.7	966.4	761.0	862.3	759.5
Export earnings: nonfuel	092	20,226.9	4,813.3	4,735.6	4,606.9	4,174.5	3,376.3	32,328.8	7,546.6	8,101.5	7,808.1	8,847.1	7,792.4

# Mozambique (688)

In Millions of U.S. Dollars

		Exports (FOB)						Imports (CIF)					
		2015	2015Q3	2015Q4	2016Q1	2016Q2	2016Q3	2015	2015Q3	2015Q4	2016Q1	2016Q2	2016Q3
IFS World		4,195.0	....	....	....	....	....	8,293.2	....	....	....	....	....
World	001	3,292.0	759.0	923.4	737.5	802.3	760.6	8,146.8	2,041.2	2,079.9	1,326.2	1,650.2	1,680.2
Advanced Economies	110	1,771.8	400.2	518.1	377.8	427.5	422.0	2,535.1	631.9	727.3	370.8	488.2	397.0
Euro Area	163	1,339.6	327.2	422.2	285.0	325.4	341.0	1,612.8	362.3	545.2	267.1	373.9	281.5
Austria	122	0.0	0.0 r	0.0 r	0.0 r	0.0 r	0.0 r	18.3	6.3 r	3.1 r	2.6 r	2.5 r	3.6 r
Belgium	124	88.8	9.6 r	18.2 r	14.4 r	3.4 r	2.4 r	47.5	20.7 r	8.5 r	7.5 r	7.6 r	10.5 r
Cyprus	423	10.4	....	....	0.0 r	....	0.0 r	1.9	0.0 r	0.5 r	0.0 r	0.2 r	0.0 r
Estonia	939	0.0	0.0 r	0.0 r	0.0 r	0.0 r	0.0 r	0.0	....	0.0 r	....	....	0.0 r
Finland	172	5.2	2.5 r	0.0 r	0.8 r	0.0 r	8.0 r	12.9	1.9 r	1.8 r	3.1 r	9.1 r	4.1 r
France	132	31.2	5.9 r	8.7 r	7.4 r	7.5 r	6.9 r	270.2	29.5 r	183.2 r	11.8 r	117.0 r	20.5 r
Germany	134	23.8	5.6 r	4.7 r	6.2 r	4.8 r	3.5 r	92.9	18.6 r	41.0 r	12.2 r	11.5 r	9.4 r
Greece	174	6.2	0.4 r	0.6 r	0.3 r	0.1 r	0.1 r	0.8	0.5 r	0.1 r	0.0 r	0.1 r	0.3 r
Ireland	178	....	....	....	....	....	....	13.1	5.5 r	4.0 r	7.2 r	6.8 r	7.1 r
Italy	136	100.1	26.6 r	25.2 r	26.1 r	30.3 r	22.6 r	64.3	16.6 r	14.5 r	14.6 r	15.6 r	10.6 r
Latvia	941	0.3	....	....	....	....	....	2.7	0.7 r	1.4 r	0.4 r	0.5 r	0.4 r
Lithuania	946	14.8	2.4 r	8.9 r	3.1 r	2.5 r	1.2 r	3.8	0.9 r	2.0 r	0.4 r	0.7 r	2.5 r
Luxembourg	137	46.6	11.7 r	11.7 r	11.7 r	11.7 r	11.7 r	0.2	0.0 r	0.1 r	0.1 r	0.0 r	0.2 r
Malta	181	0.6	0.2 r	0.2 r	0.2 r	0.2 r	0.2 r	0.1	....	0.0 r	0.0 r	0.1 r	....
Netherlands	138	952.4	245.6 r	328.1 r	200.0 r	251.8 r	267.2 r	574.7	120.9 r	160.3 r	122.0 r	126.4 r	138.6 r
Portugal	182	29.4	8.6 r	9.7 r	7.8 r	4.3 r	10.4 r	456.5	119.8 r	115.2 r	81.1 r	69.5 r	67.0 r
Slovak Republic	936	....	....	....	....	....	....	0.4	....	0.1 r	0.2 r	0.2 r	0.2 r
Slovenia	961	3.1	0.8 r	0.7 r	0.5 r	0.8 r	0.4 r	0.2	0.0 r	0.1 r	0.0 r	0.0 r	....
Spain	184	26.6	7.4 r	5.5 r	6.6 r	8.2 r	6.6 r	52.5	20.3 r	9.4 r	4.1 r	6.1 r	6.5 r
Australia	193	2.4	0.8 r	0.7 r	0.1 r	0.1 r	0.4 r	32.2	8.4 r	6.6 r	7.3 r	6.6 r	0.0 r
Canada	156	2.6	0.2 r	1.2 r	1.6 r	1.6 r	1.4 r	33.4	13.3 r	5.4 r	8.4 r	2.8 r	14.7 r
China,P.R.: Hong Kong	532	27.8	10.1 r	11.0 r	11.3 r	20.6 r	19.2 r	36.5	15.1 r	5.3 r	5.4 r	3.5 r	3.4 r
China,P.R.: Macao	546	0.0	0.0 r	0.0 r	0.0 r	0.0 r	0.0 r	0.1	0.0 r	0.0 r	0.0 r	0.0 r	0.0 r
Czech Republic	935	0.1	0.0 r	0.0 r	0.0 r	0.1 r	0.1 r	0.9	0.3 r	0.3 r	0.4 r	0.1 r	0.1 r
Denmark	128	0.0	0.0 r	0.0 r	0.0 r	0.0 r	0.0 r	10.7	2.8 r	1.9 r	1.1 r	11.7 r	2.2 r
Iceland	176	0.0	0.0 r	0.0 r	0.0 r	0.0 r	0.0 r	0.2	0.0 r	0.0 r	0.0 r	0.0 r	0.0 r
Israel	436	....	....	....	....	....	....	6.6	1.7 r	1.7 r	1.7 r	1.7 r	1.7 r
Japan	158	17.8	0.7 r	0.3 r	4.3 r	3.3 r	7.0 r	243.1	68.0 r	35.7 r	23.0 r	22.8 r	20.2 r
Korea, Republic of	542	23.7	1.1 r	17.0 r	8.9 r	1.3 r	8.3 r	34.6	7.9 r	9.8 r	3.8 r	5.6 r	4.1 r
New Zealand	196	0.0	0.0 r	0.0 r	0.0 r	0.0 r	0.0 r	2.5	0.6 r	0.7 r	0.7 r	0.4 r	0.5 r
Norway	142	3.1	2.3 r	0.2 r	0.1 r	0.3 r	0.2 r	1.8	0.2 r	0.1 r	0.0 r	0.1 r	0.2 r
San Marino	135	....	....	....	....	....	....	0.0	0.0 r	0.0 r	0.0 r	0.0 r	0.0 r
Singapore	576	145.5	15.0 r	11.4 r	23.6 r	23.8 r	23.4 r	149.8	51.2 r	31.3 r	11.6 r	7.1 r	32.6 r
Sweden	144	0.1	0.1 r	0.0 r	0.0 r	0.0 r	0.0 r	27.6	7.8 r	6.0 r	1.9 r	1.7 r	4.5 r
Switzerland	146	19.6	3.4 r	3.3 r	5.6 r	5.7 r	3.7 r	40.8	6.7 r	7.8 r	0.8 r	3.6 r	0.8 r
Taiwan Prov.of China	528	50.4	1.2 r	14.1 r	0.5 r	12.8 r	0.7 r	10.7	1.7 r	4.8 r	1.7 r	1.1 r	1.3 r
United Kingdom	112	80.9	23.9 r	22.3 r	20.3 r	17.1 r	9.5 r	95.6	20.4 r	13.2 r	15.3 r	8.6 r	7.2 r
United States	111	58.2	14.1 r	14.3 r	16.5 r	15.4 r	7.2 r	195.0	63.5 r	51.5 r	20.5 r	36.7 r	21.9 r
Vatican	187	....	....	....	....	....	....	0.2	0.0 r	0.0 r	0.0 r	0.0 r	0.0 r
Emerg. & Dev. Economies	200	1,483.8	350.4	396.5	351.4	367.0	330.4	5,601.1	1,406.7	1,350.0	953.8	1,159.9	1,281.2
Emerg. & Dev. Asia	505	469.4	103.4	159.5	131.8	147.1	96.1	1,602.9	434.4	405.7	232.2	292.5	303.8
American Samoa	859	....	....	....	....	....	....	0.0	0.0 r	0.0 r	0.0 r	0.0 r	0.0 r
Bangladesh	513	4.4	1.0 r	1.1 r	1.0 r	0.9 r	1.0 r	0.3	0.1 r	0.1 r	0.1 r	0.1 r	0.1 r
Brunei Darussalam	516	0.0 e	0.0 e	0.0 e	0.0 e	0.0 e	0.0 e	0.0	0.0 r	0.0 r	0.0 r	0.0 r	0.0 r
Cambodia	522	....	....	....	....	....	....	0.5	0.1 r	0.1 r	0.1 r	0.1 r	0.1 r
China,P.R.: Mainland	924	87.9	22.3 r	22.0 r	25.1 r	15.1 r	25.2 r	986.9	256.1 r	271.6 r	149.0 r	196.8 r	177.2 r
Fiji	819	....	....	....	....	....	....	0.1	0.0 r	0.0 r	0.0 r	0.0 r	0.0 r
F.T. French Polynesia	887	....	....	....	....	....	....	0.0	0.0 r	0.0 r	0.0 r	0.0 r	0.0 r
F.T. New Caledonia	839	....	....	....	....	....	....	0.0	0.0 r	0.0 r	0.0 r	0.0 r	0.0 r
India	534	339.0	70.8 r	127.0 r	92.4 r	124.9 r	61.9 r	316.5	104.9 r	68.1 r	42.5 r	39.5 r	76.7 r
Indonesia	536	7.0	4.1 r	1.1 r	0.7 r	0.6 r	0.6 r	61.7	8.6 r	8.5 r	2.0 r	2.8 r	2.6 r
Malaysia	548	2.3	0.3 r	0.1 r	0.1 r	0.0 r	0.0 r	20.8	4.6 r	12.2 r	3.3 r	3.8 r	0.8 r
Marshall Islands	867	0.0	0.0 r	0.0 r	0.0 r	0.0 r	0.0 r	0.1	0.0 r	0.0 r	0.0 r	0.0 r	0.0 r
Myanmar	518	0.1	0.0 r	0.0 r	0.0 r	0.0 r	0.0 r	....	....	....	....	....	....
Nauru	836	0.0	0.0 r	0.0 r	0.0 r	0.0 r	0.0 r	0.0	0.0 r	0.0 r	0.0 r	0.0 r	0.0 r
Palau	565	....	....	....	....	....	....	0.0	0.0 r	0.0 r	0.0 r	0.0 r	0.0 r

# Mozambique (688)

In Millions of U.S. Dollars

		Exports (FOB)						Imports (CIF)					
		2015	2015Q3	2015Q4	2016Q1	2016Q2	2016Q3	2015	2015Q3	2015Q4	2016Q1	2016Q2	2016Q3
Papua New Guinea	853	0.0	0.0 r	0.0 r	0.0 r	0.0 r	0.0 r	0.1	0.0 r	0.0 r	0.0 r	0.0 r	0.0 r
Philippines	566	1.9	0.8 r	1.1 r	1.3 r	1.2 r	1.3 r	0.8	0.1 r	0.6 r	0.4 r	0.5 r	0.5 r
Solomon Islands	813	....	....	....	....	....	....	0.0	0.0 r	0.0 r	0.0 r	0.0 r	0.0 r
Sri Lanka	524	0.0	0.0 r	0.0 r	0.0 r	0.0 r	0.0 r	0.3	0.1 r	0.1 r	0.0 r	0.1 r	0.1 r
Thailand	578	19.3	2.3 r	5.3 r	9.5 r	2.7 r	4.5 r	125.1	37.4 r	21.8 r	20.1 r	30.3 r	28.1 r
Timor-Leste	537	....	....	....	....	....	....	0.0	0.0 r	0.0 r	0.0 r	0.0 r	0.0 r
Tuvalu	869	0.0	0.0 r	0.0 r	0.0 r	0.0 r	0.0 r	0.0	0.0 r	0.0 r	0.0 r	0.0 r	0.0 r
Vietnam	582	3.8	0.9 r	0.9 r	0.9 r	0.8 r	0.9 r	77.0	19.1 r	19.1 r	12.4 r	15.5 r	14.8 r
Asia n.s.	598	3.5	0.8 r	0.9 r	0.8 r	0.8 r	0.8 r	12.7	3.4 r	3.5 r	2.3 r	2.8 r	2.6 r
<b>Europe</b>	170	<b>133.5</b>	<b>44.3</b>	<b>34.8</b>	<b>28.5</b>	<b>30.1</b>	<b>39.3</b>	<b>134.8</b>	<b>26.8</b>	<b>33.8</b>	<b>41.1</b>	<b>39.6</b>	<b>35.2</b>
<b>Emerg. &amp; Dev. Europe</b>	903	<b>86.5</b>	<b>32.2</b>	<b>23.6</b>	<b>17.0</b>	<b>20.4</b>	<b>31.5</b>	<b>80.8</b>	<b>13.9</b>	<b>21.6</b>	<b>35.1</b>	<b>29.7</b>	<b>24.4</b>
Albania	914	....	....	....	....	....	....	0.1	0.0 r	0.0 r	0.0 r	0.0 r	0.0 r
Bosnia and Herzegovina	963	....	....	....	....	....	....	0.1	0.0 r	0.0 r	0.0 r	0.0 r	0.0 r
Bulgaria	918	0.1	0.0 r	....	0.0 r	0.0 r	0.0 r	18.1	2.7 r	6.6 r	14.9 r	14.9 r	14.8 r
Croatia	960	1.3	0.0 r	1.2 r	....	0.2 r	0.1 r	0.5	0.1 r	0.1 r	0.2 r	0.2 r	....
Gibraltar	823	....	....	....	....	....	....	0.2	0.0 r	0.0 r	0.0 r	0.0 r	0.0 r
Hungary	944	0.6	0.1 r	0.1 r	0.4 r	0.2 r	0.1 r	0.4	0.2 r	0.1 r	0.4 r	0.3 r	0.1 r
Montenegro	943	0.0 e	0.0 e	....	....	....	....	....	....	....	....	....	....
Poland	964	22.1	2.6 r	5.2 r	5.8 r	10.5 r	4.6 r	15.2	1.7 r	1.6 r	11.6 r	7.2 r	4.5 r
Romania	968	31.8	23.5 r	3.8 r	4.5 r	3.4 r	16.7 r	0.4	0.0 r	0.0 r	0.0 r	0.0 r	0.0 r
Serbia, Republic of	942	7.5	2.4 r	3.0 r	0.4 r	0.2 r	0.3 r	0.1	....	0.0 r	0.0 r	0.0 r	0.0 r
Turkey	186	23.2	3.6 r	10.3 r	6.0 r	5.9 r	9.5 r	45.7	9.2 r	13.1 r	7.9 r	7.2 r	4.8 r
<b>CIS</b>	901	<b>41.9</b>	<b>10.9</b>	<b>9.9</b>	<b>10.3</b>	<b>8.6</b>	<b>6.6</b>	<b>26.3</b>	<b>6.0</b>	<b>5.3</b>	<b>1.6</b>	<b>4.3</b>	<b>5.5</b>
Armenia	911	0.0 e	....	....	....	....	....	....	....	....	....	....	....
Azerbaijan, Rep. of	912	....	....	....	....	....	....	0.0	0.0 r	0.0 r	0.0 r	0.0 r	0.0 r
Belarus	913	....	....	....	....	....	....	0.0	0.0 r	....	0.0 r	....	0.0 r
Georgia	915	12.5	3.1 r	3.1 r	3.1 r	3.1 r	3.1 r	0.3	0.1 r	0.1 r	0.1 r	0.1 r	0.1 r
Kazakhstan	916	....	....	....	....	....	....	0.0	0.0 r	0.0 r	0.0 r	0.0 r	0.0 r
Kyrgyz Republic	917	....	....	....	....	....	....	0.1	0.0 r	0.0 r	0.0 r	0.0 r	0.0 r
Russian Federation	922	24.3	6.4 r	5.5 r	6.3 r	4.7 r	2.9 r	16.3	5.9 r	4.7 r	1.5 r	2.4 r	5.3 r
Turkmenistan	925	....	....	....	....	....	....	0.0	0.0 r	0.0 r	....	....	....
Ukraine	926	5.1	1.4 r	1.3 r	0.8 r	0.7 r	0.6 r	9.5	0.0 r	0.5 r	....	1.8 r	0.0 r
Europe n.s.	884	5.2	1.2 r	1.2 r	1.2 r	1.1 r	1.2 r	27.7	6.9 r	6.9 r	4.5 r	5.6 r	5.3 r
<b>Mid East, N Africa, Pak</b>	440	<b>58.3</b>	<b>13.7</b>	<b>14.0</b>	<b>13.3</b>	<b>12.6</b>	<b>13.1</b>	<b>1,087.1</b>	<b>256.2</b>	<b>255.8</b>	<b>170.8</b>	<b>219.6</b>	<b>213.3</b>
Afghanistan, I.R. of	512	0.0	0.0 r	0.0 r	0.0 r	0.0 r	0.0 r	1.7	0.5 r	0.5 r	0.3 r	0.3 r	0.3 r
Algeria	612	0.1	0.0 r	0.0 r	0.0 r	0.0 r	0.0 r	0.1	0.0 r	0.0 r	0.0 r	0.0 r	0.0 r
Bahrain, Kingdom of	419	13.9	3.3 r	3.4 r	3.2 r	3.0 r	3.1 r	411.1	90.3 r	88.4 r	61.9 r	83.3 r	83.7 r
Egypt	469	0.1	0.0 r	....	....	....	....	2.1	0.3 r	0.4 r	0.2 r	0.2 r	0.2 r
Iran, I.R. of	429	0.2	0.0 r	0.0 r	0.0 r	0.0 r	0.0 r	5.1	1.3 r	1.3 r	0.8 r	1.0 r	1.0 r
Iraq	433	....	....	....	....	....	....	0.0	0.0 r	0.0 r	0.0 r	0.0 r	0.0 r
Jordan	439	0.0	0.0 r	0.0 r	0.0 r	0.0 r	0.0 r	0.1	0.0 r	0.0 r	0.0 r	0.1 r	0.0 r
Kuwait	443	0.3	0.1 r	0.1 r	0.1 r	0.1 r	0.1 r	0.9	0.2 r	0.2 r	0.1 r	0.2 r	0.2 r
Lebanon	446	0.7	0.2 r	0.2 r	0.2 r	0.2 r	0.2 r	6.7	0.1 r	1.4 r	1.2 r	1.2 r	1.2 r
Libya	672	0.1	0.0 r	0.0 r	0.0 r	0.0 r	0.0 r	0.0	0.0 r	0.0 r	0.0 r	0.0 r	0.0 r
Mauritania	682	....	....	....	....	....	....	6.5	1.8 r	1.8 r	1.1 r	1.3 r	1.2 r
Morocco	686	0.0	0.0 r	0.0 r	0.0 r	0.0 r	0.0 r	0.1	0.0 r	0.0 r	0.0 r	0.0 r	0.0 r
Oman	449	0.1	0.0 r	0.0 r	0.0 r	0.0 r	0.0 r	2.3	0.6 r	0.6 r	0.4 r	0.5 r	0.4 r
Pakistan	564	0.6	0.1 r	0.1 r	0.1 r	0.1 r	0.1 r	65.4	16.2 r	16.2 r	10.5 r	13.2 r	12.6 r
Qatar	453	1.1	0.3 r	0.3 r	0.2 r	0.2 r	0.2 r	1.8	0.4 r	0.4 r	0.3 r	0.3 r	0.3 r
Saudi Arabia	456	4.9	1.2 r	1.2 r	1.1 r	1.1 r	1.1 r	12.8	3.2 r	3.2 r	2.1 r	2.6 r	2.5 r
Somalia	726	0.0	0.0 r	0.0 r	0.0 r	0.0 r	0.0 r	0.0	0.0 r	0.0 r	0.0 r	0.0 r	0.0 r
Sudan	732	0.0	0.0 r	0.0 r	0.0 r	0.0 r	0.0 r	0.0	0.0 r	0.0 r	0.0 r	0.0 r	0.0 r
Syrian Arab Republic	463	0.0 e	0.0 e	0.0 e	0.0 e	0.0 e	0.0 e	0.0	0.0 r	0.0 r	0.0 r	0.0 r	0.0 r
Tunisia	744	....	....	....	....	....	....	0.2	0.1 r	0.1 r	0.1 r	0.1 r	0.1 r
United Arab Emirates	466	34.3	8.0 r	8.3 r	7.8 r	7.4 r	7.7 r	341.6	84.6 r	84.7 r	55.0 r	69.0 r	65.7 r
Yemen, Republic of	474	....	....	....	....	....	....	0.1	0.0 r	0.0 r	0.0 r	0.0 r	0.0 r
Middle East n.s.	489	1.7	0.4 r	0.4 r	0.4 r	0.4 r	0.4 r	228.5	56.6 r	56.6 r	36.8 r	46.2 r	43.9 r
<b>Sub-Saharan Africa</b>	603	<b>794.0</b>	<b>183.1</b>	<b>181.0</b>	<b>170.1</b>	<b>162.5</b>	<b>165.7</b>	<b>2,649.9</b>	<b>663.4</b>	<b>629.8</b>	<b>489.8</b>	<b>584.2</b>	<b>688.8</b>
Angola	614	4.7	1.1 r	1.1 r	1.1 r	1.0 r	1.0 r	1.0	0.3 r	0.3 r	0.2 r	0.2 r	0.2 r
Benin	638	....	....	....	....	....	....	0.1	0.0 r	0.0 r	0.0 r	0.0 r	0.0 r

# Mozambique (688)

In Millions of U.S. Dollars

		Exports (FOB)						Imports (CIF)					
		2015	2015Q3	2015Q4	2016Q1	2016Q2	2016Q3	2015	2015Q3	2015Q4	2016Q1	2016Q2	2016Q3
Botswana	616	0.3	0.1 r	0.1 r	0.1 r	0.1 r	0.1 r	2.9	0.7 r	0.7 r	0.5 r	0.6 r	0.5 r
Burkina Faso	748	....	....	....	....	....	....	0.1	0.0 r	0.0 r	0.0 r	0.0 r	0.0 r
Burundi	618	....	....	....	....	....	....	0.0	0.0 r	0.0 r	0.0 r	0.0 r	0.0 r
Cabo Verde	624	....	....	....	....	....	....	0.0	0.0 r	0.0 r	0.0 r	0.0 r	0.0 r
Cameroon	622	0.2	0.0 r	0.0 r	0.0 r	0.0 r	0.0 r	0.1	0.0 r	0.0 r	0.0 r	0.0 r	0.0 r
Central African Rep.	626	0.1 e	0.0 e	0.0 e	0.0 e	0.0 e	0.0 e	....	....	....	....	....	....
Chad	628	0.0	0.0 r	0.0 r	0.0 r	0.0 r	0.0 r	0.0	0.0 r	0.0 r	0.0 r	0.0 r	0.0 r
Congo, Republic of	634	2.2	0.5 r	0.5 r	0.5 r	0.5 r	0.5 r	0.3	0.1 r	0.1 r	0.1 r	0.1 r	0.1 r
Côte d'Ivoire	662	0.2	0.0 r	0.0 r	0.0 r	0.0 r	0.0 r	0.3	0.1 r	0.1 r	0.1 r	0.1 r	0.1 r
Equatorial Guinea	642	0.1	0.0 r	0.0 r	0.0 r	0.0 r	0.0 r	....	....	....	....	....	....
Ethiopia	644	0.0	0.0 r	0.0 r	0.0 r	0.0 r	0.0 r	0.1	0.0 r	0.0 r	0.0 r	0.0 r	0.0 r
Gabon	646	0.7	0.2 r	0.2 r	0.2 r	0.2 r	0.2 r	0.3	0.1 r	0.1 r	0.0 r	0.1 r	0.1 r
Ghana	652	1.6	0.4 r	0.4 r	0.4 r	0.3 r	0.3 r	1.2	0.3 r	0.3 r	0.2 r	0.2 r	0.2 r
Guinea	656	0.1	0.0 r	0.0 r	0.0 r	0.0 r	0.0 r	0.0	0.0 r	0.0 r	0.0 r	0.0 r	0.0 r
Guinea-Bissau	654	....	....	....	....	....	....	0.0	0.0 r	0.0 r	0.0 r	0.0 r	0.0 r
Kenya	664	3.2	0.7 r	0.8 r	0.7 r	0.7 r	0.7 r	6.4	1.6 r	1.6 r	1.0 r	1.3 r	1.2 r
Lesotho	666	0.0	0.0 r	0.0 r	0.0 r	0.0 r	0.0 r	0.0	0.0 r	0.0 r	0.0 r	0.0 r	0.0 r
Liberia	668	0.0	0.0 r	0.0 r	0.0 r	0.0 r	0.0 r	....	....	....	....	....	....
Madagascar	674	0.2	0.0 r	0.1 r	0.0 r	0.0 r	0.0 r	0.5	0.1 r	0.1 r	0.1 r	0.1 r	0.1 r
Malawi	676	14.0	3.3 r	3.7 r	3.8 r	3.9 r	4.3 r	15.3	3.8 r	3.8 r	2.5 r	3.1 r	2.9 r
Mali	678	0.0	0.0 r	0.0 r	0.0 r	0.0 r	0.0 r	0.0	0.0 r	0.0 r	0.0 r	0.0 r	0.0 r
Mauritius	684	12.9	0.3 r	6.9 r	8.3 r	7.8 r	8.1 r	26.0	9.3 r	4.5 r	1.3 r	1.3 r	1.3 r
Namibia	728	69.5	16.2 r	16.8 r	15.9 r	15.0 r	15.6 r	48.1	11.9 r	11.9 r	7.7 r	9.7 r	9.2 r
Niger	692	....	....	....	....	....	....	0.0	0.0 r	0.0 r	0.0 r	0.0 r	0.0 r
Nigeria	694	0.5	0.1 r	0.1 r	0.1 r	0.1 r	0.1 r	0.5	0.1 r	0.1 r	0.1 r	0.1 r	0.1 r
Rwanda	714	....	....	....	....	....	....	0.0	0.0 r	0.0 r	0.0 r	0.0 r	0.0 r
Senegal	722	0.1	0.1 r	0.0 r	0.1 r	0.1 r	0.1 r	0.8	0.3 r	0.4 r	0.6 r	0.7 r	0.7 r
Seychelles	718	1.2	0.3 r	0.3 r	0.3 r	0.3 r	0.3 r	0.2	0.1 r	0.1 r	0.0 r	0.0 r	0.0 r
Sierra Leone	724	0.0	0.0 r	0.0 r	0.0 r	0.0 r	0.0 r	0.0	0.0 r	0.0 r	0.0 r	0.0 r	0.0 r
South Africa	199	585.1	136.5 r	126.0 r	115.6 r	111.2 r	112.6 r	2,380.2	591.8 r	558.3 r	447.9 r	534.9 r	643.0 r
Swaziland	734	1.1	0.3 r	0.3 r	0.3 r	0.2 r	0.3 r	50.7	13.0 r	13.0 r	8.2 r	10.0 r	9.3 r
Tanzania	738	13.0	3.0 r	3.1 r	3.0 r	2.8 r	2.9 r	12.4	2.7 r	2.7 r	1.9 r	2.6 r	2.7 r
Togo	742	....	....	....	....	....	....	0.0	0.0 r	0.0 r	0.0 r	0.0 r	0.0 r
Uganda	746	0.1	0.0 r	0.0 r	0.1 r	0.1 r	0.0 r	0.2	0.1 r	0.1 r	0.1 r	0.1 r	0.1 r
Zambia	754	3.1	0.8 r	1.0 r	1.6 r	1.2 r	1.2 r	7.8	0.7 r	4.8 r	1.1 r	0.3 r	0.4 r
Zimbabwe	698	79.3	18.8 r	19.3 r	17.9 r	16.7 r	17.1 r	94.4	26.4 r	26.8 r	16.1 r	18.6 r	16.4 r
Africa n.s.	799	0.7	0.2 r	0.2 r	0.2 r	0.2 r	0.2 r	0.0	0.0 r	0.0 r	0.0 r	0.0 r	0.0 r
<b>Western Hemisphere</b>	<b>205</b>	<b>28.6</b>	<b>5.9</b>	<b>7.1</b>	<b>7.6</b>	<b>14.7</b>	<b>16.2</b>	<b>126.4</b>	<b>25.8</b>	<b>24.9</b>	<b>19.9</b>	<b>24.0</b>	<b>40.2</b>
Antigua and Barbuda	311	....	....	....	....	....	....	0.0	0.0 r	0.0 r	0.0 r	0.0 r	0.0 r
Argentina	213	14.2	3.6 r	3.6 r	3.6 r	3.6 r	3.6 r	32.9	8.2 r	8.2 r	8.2 r	8.2 r	8.2 r
Aruba	314	....	....	....	....	....	....	0.2	0.0 r	0.0 r	0.0 r	0.0 r	0.0 r
Bahamas, The	313	....	....	....	....	....	....	3.9	1.0 r	1.0 r	0.6 r	0.8 r	0.8 r
Belize	339	0.0 e	0.0 e	0.0 e	0.0 e	0.0 e	0.0 e	0.0	0.0 r	0.0 r	0.0 r	0.0 r	0.0 r
Bermuda	319	....	....	....	....	....	....	0.0	0.0 r	0.0 r	0.0 r	0.0 r	0.0 r
Bolivia	218	....	....	....	....	....	....	0.0	0.0 r	0.0 r	0.0 r	0.0 r	0.0 r
Brazil	223	1.4	0.5 r	0.0 r	0.4 r	0.0 r	0.0 r	48.2	5.9 r	5.4 r	2.9 r	3.0 r	12.6 r
Chile	228	0.0	0.0 r	0.0 r	0.0 r	....	....	1.6	0.4 r	0.3 r	0.4 r	0.3 r	0.4 r
Colombia	233	1.1	0.3 r	0.3 r	0.3 r	0.3 r	0.3 r	0.5	0.2 r	0.1 r	....	....	....
Costa Rica	238	0.3	0.1 r	0.1 r	0.1 r	0.1 r	0.1 r	0.0	0.0 r	0.0 r	0.0 r	0.0 r	0.0 r
Curacao	354	4.8	1.1 r	1.2 r	1.1 r	1.0 r	1.1 r	8.6	2.3 r	2.4 r	1.5 r	1.8 r	1.6 r
Dominica	321	....	....	....	....	....	....	0.0	0.0 r	0.0 r	0.0 r	0.0 r	0.0 r
Dominican Republic	243	0.2	0.0 r	0.0 r	0.0 r	0.0 r	0.0 r	....	....	....	....	....	....
Ecuador	248	0.0	....	0.0 r	....	....	....	1.2	1.2 r	....	....	....	....
El Salvador	253	....	....	....	....	....	....	0.0	0.0 r	0.0 r	0.0 r	0.0 r	0.0 r
Guatemala	258	....	....	....	....	....	....	1.1	0.3 r	0.3 r	0.2 r	0.2 r	0.2 r
Haiti	263	0.1	0.0 r	0.0 r	0.0 r	0.0 r	0.0 r	....	....	....	....	....	....
Honduras	268	....	....	....	....	....	....	0.2	0.1 r	0.1 r	0.1 r	0.1 r	0.1 r
Jamaica	343	0.0	0.0 r	0.0 r	0.0 r	0.0 r	0.0 r	0.2	0.1 r	0.1 r	0.0 r	0.0 r	0.0 r
Mexico	273	5.5	0.0 r	1.7 r	1.9 r	9.4 r	10.9 r	1.9	0.0 r	1.1 r	0.1 r	3.6 r	10.3 r
Nicaragua	278	....	....	....	....	....	....	0.0	0.0 r	0.0 r	0.0 r	0.0 r	0.0 r

# Mozambique (688)

In Millions of U.S. Dollars

		Exports (FOB)						Imports (CIF)					
		2015	2015Q3	2015Q4	2016Q1	2016Q2	2016Q3	2015	2015Q3	2015Q4	2016Q1	2016Q2	2016Q3
Panama	283	0.9	0.2 r	0.2 r	0.2 r	0.2 r	0.2 r	22.3	5.6 r	5.6 r	5.6 r	5.6 r	5.6 r
Paraguay	288	....	....	....	....	....	....	0.1	0.0 r	0.0 r	0.0 r	0.0 r	0.0 r
Peru	293	....	....	....	....	....	....	0.0	0.0 r	0.0 r	0.0 r	0.0 r	0.0 r
St. Vincent & Grens.	364	....	....	....	....	....	....	0.0	0.0 r	0.0 r	0.0 r	0.0 r	0.0 r
Trinidad and Tobago	369	0.0	0.0 r	0.0 r	0.0 r	0.0 r	0.0 r	....	....	....	....	....	....
Uruguay	298	....	....	....	....	....	....	1.9	....	....	....	....	....
Venezuela, Rep. Bol.	299	....	....	....	....	....	....	0.0	0.0 r	0.0 r	0.0 r	0.0 r	0.0 r
Western Hem. n.s.	399	....	....	....	....	....	....	1.6	0.4 r	0.4 r	0.2 r	0.3 r	0.3 r
<b>Other Countries n.i.e</b>	<b>910</b>	<b>0.2</b>	<b>0.1</b>	<b>0.1</b>	<b>0.1</b>	<b>0.1</b>	<b>0.1</b>	<b>10.6</b>	<b>2.6</b>	<b>2.5</b>	<b>1.6</b>	<b>2.1</b>	<b>2.0</b>
Cuba	928	0.0	0.0 r	0.0 r	0.0 r	0.0 r	0.0 r	0.0	0.0 r	0.0 r	0.0 r	0.0 r	0.0 r
Korea, Dem. People's Rep.	954	0.2	0.1 r	0.1 r	0.1 r	0.0 r	0.1 r	10.6	2.5 r	2.5 r	1.6 r	2.0 r	1.9 r
<b>Countries &amp; Areas n.s.</b>	<b>898</b>	<b>36.1</b>	<b>8.4 r</b>	<b>8.7 r</b>	<b>8.2 r</b>	<b>7.8 r</b>	<b>8.1 r</b>	<b>....</b>	<b>....</b>	<b>....</b>	<b>....</b>	<b>....</b>	<b>....</b>
<b>Memorandum Items</b>													
Africa	605	794.2	183.2	181.0	170.2	162.5	165.7	2,656.7	665.3	631.7	491.0	585.6	690.1
Middle East	405	57.4	13.4	13.8	13.1	12.4	12.9	1,013.2	237.7	237.3	158.8	204.6	199.2
European Union	998	1,476.6	377.4	454.9	315.9	356.9	372.2	1,782.3	398.3	574.9	312.9	418.5	315.1
Export earnings: fuel	080	88.6	21.5	21.1	21.0	18.7	17.4	796.1	188.5	184.0	122.5	159.8	159.6
Export earnings: nonfuel	092	3,203.4	737.6	902.3	716.5	783.7	743.2	7,350.7	1,852.7	1,895.8	1,203.8	1,490.4	1,520.6



# Myanmar (518)

In Millions of U.S. Dollars

		Exports (FOB)						Imports (CIF)					
		2015	2015Q3	2015Q4	2016Q1	2016Q2	2016Q3	2015	2015Q3	2015Q4	2016Q1	2016Q2	2016Q3
IFS World		11,431.8	2,973.0	2,454.3	3,071.2	2,701.1	....	16,843.6	4,317.5	4,538.7	4,075.2	3,777.9	....
World	001	12,377.8	3,271.4	3,190.0	2,613.6	2,664.6	2,822.4	10,833.4	2,361.3	3,076.4	2,848.5	2,420.7	2,385.1
Advanced Economies	110	4,015.9	1,105.6	1,054.6	1,059.7	968.2	1,244.3	4,679.3	998.6	1,294.1	1,288.6	993.9	1,024.1
Euro Area	163	418.8	146.3	106.5	128.2	123.5	195.4	316.5	86.6	101.2	93.6	63.8	105.9
Austria	122	15.1	5.1 r	5.3 r	4.3 r	7.2 r	10.6 r	0.0	0.0 r	0.0 r	0.0 r	0.0 r	0.0 r
Belgium	124	34.3	8.7 r	6.0 r	8.0 r	11.3 r	11.1 r	5.4	2.9 r	0.9 r	0.4 r	1.5 r	1.4 r
Cyprus	423	0.3 e	0.1 e	0.1 e	0.0 e	....	0.0 e	1.2	0.5 r	0.2 r	0.2 r	0.2 r	0.4 r
Estonia	939	0.0 e	....	0.0 e	....	....	0.0 e	0.4 e	0.3 e	....	....	....	....
Finland	172	0.9 e	0.3 e	0.2 e	0.8 e	0.6 e	0.5 e	0.2	0.0 r	0.1 r	0.0 r	0.0 r	0.0 r
France	132	35.3	17.8 r	7.3 r	8.8 r	7.5 r	14.4 r	199.8	59.0 r	67.2 r	58.1 r	22.3 r	80.6 r
Germany	134	195.3 e	68.1 e	52.9 e	63.9 e	52.2 e	88.3 e	....	....	....	....	....	....
Greece	174	1.4	0.5 r	0.2 r	0.3 r	0.2 r	0.5 r	2.2	0.5 r	0.5 r	0.6 r	0.6 r	0.6 r
Ireland	178	3.3	1.2 r	1.6 r	1.1 r	0.7 r	3.2 r	0.1	0.0 r	0.1 r	0.0 r	0.0 r	0.0 r
Italy	136	45.2	16.6 r	9.8 r	16.2 r	16.0 r	23.9 r	30.7	5.8 r	8.7 r	7.4 r	9.8 r	6.3 r
Latvia	941	0.3 e	0.0 e	....	0.0 e	0.0 e	0.0 e	1.3 e	0.8 e	0.0 e	0.1 e	0.0 e	0.1 e
Lithuania	946	1.3 e	0.6 e	0.2 e	0.4 e	0.5 e	0.5 e	0.2 e	0.2 e	0.1 e	0.1 e	0.0 e	0.1 e
Luxembourg	137	....	....	....	0.0 e	....	....	2.7 e	0.6 e	1.9 e	0.7 e	0.0 e	....
Malta	181	0.1 e	0.0 e	0.0 e	0.0 e	....	....	0.1	0.0 r	....	....	0.0 r	0.0 r
Netherlands	138	47.3	15.3 r	12.9 r	13.4 r	18.5 r	26.1 r	29.8	5.6 r	9.2 r	11.5 r	11.8 r	8.0 r
Portugal	182	0.4	0.1 r	0.0 r	0.1 r	0.1 r	0.2 r	0.0	0.0 r	0.0 r	0.0 r	0.0 r	0.0 r
Slovak Republic	936	0.5 e	0.1 e	0.3 e	0.5 e	0.0 e	0.2 e	1.2 e	0.1 e	0.3 e	0.1 e	0.0 e	0.0 e
Slovenia	961	0.8 e	0.3 e	0.1 e	0.5 e	0.1 e	0.8 e	0.7 e	....	0.2 e	0.1 e	0.1 e	0.2 e
Spain	184	36.9	11.5 r	9.5 r	9.9 r	8.5 r	15.2 r	40.4	10.3 r	11.8 r	14.2 r	17.3 r	8.2 r
Australia	193	16.5	2.1 r	2.5 r	2.4 r	2.3 r	3.5 r	100.8	23.4 r	28.5 r	30.4 r	30.9 r	7.1 r
Canada	156	14.4	4.2 r	4.1 r	7.7 r	10.0 r	12.5 r	4.2	0.6 r	1.8 r	1.5 r	1.1 r	1.3 r
China,P.R.: Hong Kong	532	2,080.0	521.4 r	521.6 r	519.8 r	519.5 r	526.4 r	24.6	7.0 r	5.7 r	4.5 r	4.6 r	4.5 r
China,P.R.: Macao	546	0.1	0.0 r	0.0 r	0.0 r	0.0 r	0.0 r	0.0	0.0 r	0.0 r	....	0.0 r	....
Czech Republic	935	0.8	0.3 r	0.1 r	0.2 r	0.2 r	0.3 r	3.8	1.1 r	0.9 r	1.2 r	0.3 r	1.9 r
Denmark	128	2.4	0.9 r	0.4 r	1.9 r	0.8 r	6.3 r	1.5	0.4 r	0.6 r	0.2 r	0.2 r	0.3 r
Iceland	176	0.1 e	0.0 e	0.0 e	0.1 e	0.1 e	0.1 e	0.0	0.0 r	0.0 r	0.0 r	0.0 r	0.0 r
Israel	436	0.0	0.0 r	0.0 r	0.0 r	0.0 r	0.0 r	4.8	0.6 r	2.0 r	1.2 r	0.7 r	1.1 r
Japan	158	478.7	140.5 r	132.9 r	135.5 r	102.1 r	155.1 r	883.3	198.3 r	210.6 r	205.5 r	206.0 r	196.0 r
Korea, Republic of	542	396.7	125.1 r	108.1 r	99.9 r	50.4 r	113.2 r	348.0	68.0 r	84.2 r	110.6 r	73.0 r	67.2 r
New Zealand	196	0.7	0.1 r	0.3 r	0.2 r	0.2 r	0.3 r	18.9	2.9 r	7.3 r	8.6 r	5.1 r	4.8 r
Norway	142	0.2	0.1 r	0.0 r	0.1 r	0.1 r	0.0 r	0.1	0.0 r	0.0 r	0.0 r	0.0 r	0.0 r
San Marino	135	....	....	....	....	....	....	0.1	0.0 r	0.0 r	0.0 r	0.0 r	0.0 r
Singapore	576	261.2	66.6 r	52.6 r	62.6 r	51.6 r	93.3 r	2,381.0	512.9 r	675.3 r	666.7 r	489.3 r	510.3 r
Sweden	144	5.3	1.7 r	1.6 r	2.4 r	2.5 r	3.8 r	51.1	5.4 r	5.5 r	9.4 r	6.1 r	5.3 r
Switzerland	146	60.4	10.8 r	41.9 r	10.6 r	7.4 r	14.0 r	21.0	4.1 r	5.3 r	5.3 r	7.5 r	5.2 r
Taiwan Prov.of China	528	50.2 e	18.2 e	14.5 e	12.7 e	15.5 e	17.8 e	225.2 e	53.9 e	54.9 e	56.1 e	62.1 e	46.1 e
United Kingdom	112	83.7	22.4 r	23.5 r	26.9 r	27.5 r	27.3 r	36.0	6.8 r	7.0 r	10.3 r	8.4 r	22.9 r
United States	111	145.6	44.8 r	44.0 r	48.7 r	54.7 r	75.1 r	258.5	26.5 r	103.3 r	83.6 r	34.9 r	44.4 r
Emerg. & Dev. Economies	200	8,361.9	2,165.8	2,135.4	1,554.0	1,696.4	1,578.1	6,153.0	1,362.5	1,782.1	1,559.6	1,426.6	1,360.7
Emerg. & Dev. Asia	505	7,992.1	2,069.7	2,051.7	1,455.4	1,608.0	1,482.9	5,633.3	1,230.7	1,639.0	1,410.9	1,294.2	1,209.0
American Samoa	859	....	....	....	....	....	....	0.5	0.1 r	0.1 r	0.1 r	0.1 r	0.1 r
Bangladesh	513	108.6	28.2 r	23.3 r	29.2 r	25.7 r	28.1 r	26.3	6.3 r	6.3 r	5.0 r	4.8 r	4.9 r
Bhutan	514	0.0 e	....	....	....	....	....	....	....	....	....	....	....
Brunei Darussalam	516	0.5	0.1 r	0.1 r	0.1 r	0.1 r	0.1 r	0.0 e	0.0 e	0.0 e	0.0 e	0.0 e	0.0 e
Cambodia	522	3.1 e	0.8 e	0.8 e	0.8 e	0.9 e	0.8 e	1.6 e	0.5 e	0.4 e	0.4 e	0.4 e	0.5 e
China,P.R.: Mainland	924	2,596.6	612.3 r	1,042.3 r	471.6 r	459.6 r	439.8 r	3,043.3	651.1 r	868.3 r	661.4 r	714.0 r	610.9 r
Fiji	819	0.0 e	0.0 e	0.0 e	0.0 e	0.0 e	0.0 e	0.0 e	0.0 e	0.0 e	0.0 e	0.0 e	0.0 e
F.T. French Polynesia	887	0.0 e	0.0 e	0.0 e	0.0 e	0.0 e	0.0 e	....	....	....	....	....	....
F.T. New Caledonia	839	0.0 e	0.0 e	0.0 e	0.0 e	0.0 e	0.0 e	0.0	0.0 r	0.0 r	0.0 r	0.0 r	0.0 r
Guam	829	....	....	....	....	....	....	0.5	0.1 r	0.1 r	0.1 r	0.1 r	0.1 r
India	534	874.9	262.5 r	108.2 r	149.3 r	352.5 r	279.6 r	517.5	91.2 r	208.9 r	252.4 r	119.7 r	148.8 r
Indonesia	536	192.5	65.6 r	45.6 r	23.7 r	26.6 r	29.1 r	440.4	119.5 r	121.6 r	77.8 r	69.5 r	72.3 r
Kiribati	826	0.0 e	0.0 e	0.0 e	0.0 e	0.0 e	0.0 e	....	....	....	....	....	....
Lao People's Dem.Rep	544	0.0	0.0 r	0.0 r	0.0 r	0.0 r	0.0 r	....	....	....	....	....	....
Malaysia	548	127.5	28.0 r	24.9 r	37.1 r	38.5 r	42.9 r	287.1	56.8 r	87.2 r	81.0 r	67.8 r	64.5 r
Mongolia	948	0.1 e	0.0 e	0.0 e	0.0 e	0.0 e	0.0 e	0.0 e	0.0 e	0.0 e	0.0 e	0.0 e	0.0 e

# Myanmar (518)

In Millions of U.S. Dollars

		Exports (FOB)						Imports (CIF)					
		2015	2015Q3	2015Q4	2016Q1	2016Q2	2016Q3	2015	2015Q3	2015Q4	2016Q1	2016Q2	2016Q3
Nepal	558	9.3 e	1.8 e	1.7 e	1.4 e	2.1 e	2.1 e	....	....	....	....	....	....
Papua New Guinea	853	....	....	....	....	....	....	0.0	0.0 r	0.0 r	0.0 r	0.0 r	0.0 r
Philippines	566	30.2	7.0 r	3.7 r	14.6 r	12.8 r	14.0 r	42.6	5.2 r	8.2 r	4.8 r	4.5 r	4.7 r
Sri Lanka	524	3.2	0.7 r	0.6 r	1.2 r	1.1 r	1.8 r	0.7	0.1 r	0.1 r	0.2 r	0.1 r	0.2 r
Thailand	578	3,965.3	1,041.8 r	783.2 r	704.9 r	669.2 r	623.7 r	939.1	214.2 r	247.9 r	246.8 r	238.4 r	224.1 r
Timor-Leste	537	0.0 e	0.0 e	0.0 e	0.0 e	0.0 e	0.0 e	....	....	....	....	....	....
Vietnam	582	80.0	20.8 r	17.2 r	21.5 r	18.9 r	20.7 r	134.4	34.5 r	36.2 r	32.5 r	30.2 r	31.4 r
Asia n.s.	598	....	....	....	....	....	....	199.1	51.0 r	53.7 r	48.2 r	44.7 r	46.5 r
<b>Europe</b>	<b>170</b>	<b>63.3</b>	<b>16.3</b>	<b>15.5</b>	<b>15.5</b>	<b>14.2</b>	<b>15.4</b>	<b>59.4</b>	<b>16.5</b>	<b>16.7</b>	<b>20.4</b>	<b>14.9</b>	<b>13.1</b>
<b>Emerg. &amp; Dev. Europe</b>	<b>903</b>	<b>24.7</b>	<b>6.8</b>	<b>5.8</b>	<b>5.8</b>	<b>4.7</b>	<b>5.4</b>	<b>29.8</b>	<b>8.8</b>	<b>8.7</b>	<b>10.2</b>	<b>8.1</b>	<b>5.9</b>
Albania	914	0.2 e	0.0 e	0.0 e	0.0 e	0.0 e	0.0 e	....	....	....	....	....	....
Bosnia and Herzegovina	963	0.4 e	0.1 e	0.1 e	0.1 e	0.1 e	0.1 e	....	....	....	....	....	....
Bulgaria	918	11.4	2.8 r	2.1 r	1.8 r	1.6 r	1.5 r	0.5	0.0 r	0.2 r	0.2 r	0.4 r	0.7 r
Croatia	960	0.9 e	0.2 e	0.1 e	0.3 e	0.3 e	0.5 e	0.9 e	0.2 e	0.2 e	0.1 e	0.0 e	0.0 e
Faroe Islands	816	0.1 e	0.0 e	0.0 e	0.0 e	0.0 e	0.0 e	....	....	....	....	....	....
Hungary	944	0.0	0.0 r	0.0 r	0.2 r	0.1 r	0.0 r	0.1	0.0 r	0.0 r	0.0 r	0.0 r	0.0 r
Macedonia, FYR	962	0.1 e	0.0 e	0.0 e	0.0 e	0.0 e	0.0 e	....	....	....	....	....	....
Montenegro	943	0.1 e	0.0 e	0.0 e	0.1 e	0.0 e	0.1 e	....	....	....	....	....	....
Poland	964	7.0	2.1 r	2.3 r	2.2 r	1.3 r	1.2 r	13.9	6.4 r	4.5 r	6.9 r	5.4 r	2.1 r
Romania	968	0.1	0.0 r	....	0.0 r	0.0 r	0.0 r	5.2	0.8 r	1.4 r	1.6 r	0.5 r	1.7 r
Serbia, Republic of	942	0.8 e	0.2 e	0.2 e	0.3 e	0.3 e	0.5 e	4.9	0.1 r	0.9 r	0.0 r	1.1 r	0.7 r
Turkey	186	3.5	1.2 r	0.9 r	0.8 r	1.0 r	1.4 r	4.3	1.3 r	1.4 r	1.4 r	0.6 r	0.8 r
<b>CIS</b>	<b>901</b>	<b>38.5</b>	<b>9.6</b>	<b>9.6</b>	<b>9.7</b>	<b>9.5</b>	<b>10.0</b>	<b>29.5</b>	<b>7.7</b>	<b>8.0</b>	<b>10.2</b>	<b>6.8</b>	<b>7.3</b>
Armenia	911	0.0 e	0.0 e	0.0 e	0.0 e	0.0 e	0.0 e	0.0	0.0 r	0.0 r	0.0 r	0.0 r	0.0 r
Azerbaijan, Rep. of	912	0.0 e	0.0 e	0.0 e	0.0 e	0.0 e	0.0 e	....	....	....	....	....	....
Belarus	913	0.2 e	0.1 e	0.0 e	0.0 e	0.0 e	0.1 e	0.8	0.4 r	0.4 r	0.0 r	0.0 r	0.0 r
Georgia	915	35.9	9.0 r	9.0 r	9.0 r	9.0 r	9.0 r	20.4	5.1 r	5.1 r	5.1 r	5.1 r	5.1 r
Kazakhstan	916	0.2 e	0.1 e	0.1 e	0.0 e	0.1 e	0.1 e	0.0 e	0.0 e	0.0 e	0.0 e	0.0 e	0.0 e
Kyrgyz Republic	917	0.0 e	0.0 e	0.0 e	0.0 e	0.0 e	0.0 e	0.0 e	0.0 e	0.0 e	0.0 e	0.0 e	0.0 e
Moldova	921	0.0 e	0.0 e	0.0 e	0.0 e	0.0 e	0.0 e	1.1 e	0.3 e	0.3 e	0.2 e	0.3 e	0.3 e
Russian Federation	922	2.0	0.4 r	0.5 r	0.6 r	0.3 r	0.8 r	6.3	1.6 r	1.7 r	2.5 r	1.2 r	1.1 r
Ukraine	926	0.2	0.1 r	0.1 r	0.1 r	0.0 r	0.1 r	0.9	0.3 r	0.5 r	2.4 r	0.3 r	0.7 r
<b>Mid East, N Africa, Pak</b>	<b>440</b>	<b>197.5</b>	<b>51.3</b>	<b>42.7</b>	<b>53.1</b>	<b>46.7</b>	<b>51.1</b>	<b>412.5</b>	<b>105.7</b>	<b>111.3</b>	<b>100.4</b>	<b>93.0</b>	<b>96.8</b>
Afghanistan, I.R. of	512	1.1 e	0.2 e	0.3 e	0.4 e	0.4 e	0.3 e	0.3	0.1 r	0.1 r	0.1 r	0.1 r	0.1 r
Algeria	612	0.2 e	0.0 e	0.0 e	0.0 e	0.0 e	0.0 e	0.0 e	0.0 e	0.0 e	0.0 e	0.0 e	0.0 e
Bahrain, Kingdom of	419	0.2	0.0 r	0.0 r	0.0 r	0.0 r	0.0 r	0.0	0.0 r	0.0 r	0.0 r	0.0 r	0.0 r
Egypt	469	3.1	0.8 r	0.8 r	0.8 r	0.8 r	0.8 r	....	....	....	....	....	....
Iran, I.R. of	429	0.4	0.1 r	0.1 r	0.1 r	0.1 r	0.1 r	63.6	16.3 r	17.1 r	15.4 r	14.3 r	14.8 r
Iraq	433	0.0	0.0 r	0.0 r	0.0 r	0.0 r	0.0 r	....	....	....	....	....	....
Jordan	439	0.7	0.2 r	0.2 r	0.3 r	0.1 r	0.2 r	0.0	0.0 r	0.0 r	0.1 r	0.0 r	0.0 r
Kuwait	443	87.1	22.7 r	18.7 r	23.4 r	20.6 r	22.5 r	3.0	0.8 r	0.8 r	0.7 r	0.7 r	0.7 r
Lebanon	446	0.0	0.0 r	0.0 r	0.0 r	0.0 r	0.0 r	0.3	0.0 r	0.2 r	0.5 r	0.5 r	0.5 r
Mauritania	682	0.0 e	0.0 e	0.0 e	0.0 e	0.0 e	0.0 e	0.2	0.1 r	0.1 r	0.1 r	0.1 r	0.1 r
Morocco	686	0.2 e	0.0 e	0.1 e	0.1 e	0.1 e	0.1 e	0.1	0.0 r	0.0 r	0.1 r	0.1 r	0.1 r
Oman	449	0.6	0.2 r	0.1 r	0.2 r	0.1 r	0.2 r	26.2	6.7 r	7.1 r	6.3 r	5.9 r	6.1 r
Pakistan	564	25.7	6.7 r	5.5 r	6.9 r	6.1 r	6.6 r	31.9	8.2 r	8.6 r	7.7 r	7.2 r	7.4 r
Qatar	453	1.4	0.4 r	0.3 r	0.4 r	0.3 r	0.4 r	2.6	0.7 r	0.7 r	0.6 r	0.6 r	0.6 r
Saudi Arabia	456	38.0	9.9 r	8.2 r	10.2 r	9.0 r	9.8 r	156.0	40.0 r	42.0 r	37.7 r	35.0 r	36.4 r
Syrian Arab Republic	463	0.0 e	0.0 e	0.0 e	0.0 e	0.0 e	0.0 e	....	....	....	....	....	....
Tunisia	744	0.1 e	0.0 e	0.0 e	0.0 e	0.0 e	0.0 e	0.0	0.0 r	0.0 r	0.0 r	0.0 r	0.0 r
United Arab Emirates	466	38.5	10.0 r	8.3 r	10.3 r	9.1 r	10.0 r	127.9	32.8 r	34.5 r	31.0 r	28.7 r	29.9 r
Yemen, Republic of	474	0.3	0.1 r	0.1 r	0.1 r	0.1 r	0.1 r	0.3	0.1 r	0.1 r	0.1 r	0.1 r	0.1 r
<b>Sub-Saharan Africa</b>	<b>603</b>	<b>94.8</b>	<b>24.5</b>	<b>22.1</b>	<b>26.0</b>	<b>24.1</b>	<b>25.3</b>	<b>10.9</b>	<b>2.8</b>	<b>3.0</b>	<b>2.7</b>	<b>2.4</b>	<b>2.6</b>
Angola	614	0.0 e	0.0 e	0.0 e	0.0 e	0.0 e	0.0 e	....	....	....	....	....	....
Benin	638	....	....	....	....	....	....	0.0	0.0 r	0.0 r	0.0 r	0.0 r	0.0 r
Botswana	616	0.6	0.2 r	0.1 r	0.2 r	0.1 r	0.2 r	....	....	....	....	....	....
Burkina Faso	748	3.7 e	1.1 e	1.0 e	1.1 e	1.4 e	1.4 e	....	....	....	....	....	....
Cabo Verde	624	....	....	....	....	....	....	0.1	0.0 r	0.0 r	0.0 r	0.0 r	0.0 r
Cameroon	622	0.0	0.0 r	0.0 r	0.0 r	0.0 r	0.0 r	4.3	1.1 r	1.2 r	1.0 r	1.0 r	1.0 r
Comoros	632	....	....	....	....	....	....	0.3	0.1 r	0.1 r	0.1 r	0.1 r	0.1 r

# Myanmar (518)

In Millions of U.S. Dollars

		Exports (FOB)						Imports (CIF)					
		2015	2015Q3	2015Q4	2016Q1	2016Q2	2016Q3	2015	2015Q3	2015Q4	2016Q1	2016Q2	2016Q3
Côte d'Ivoire	662	56.6	14.7 r	12.2 r	15.2 r	13.4 r	14.7 r	....	....	....	....	....	....
Ethiopia	644	0.1 e	0.0 e	0.0 e	0.0 e	0.0 e	0.0 e	0.1 e	0.0 e	0.0 e	0.0 e	0.0 e	0.0 e
Gambia, The	648	....	....	....	....	....	....	0.3	0.1 r	0.1 r	0.1 r	0.1 r	0.1 r
Ghana	652	1.4 e	0.4 e	0.4 e	0.3 e	0.4 e	0.3 e	0.0 e	0.0 e	0.0 e	0.0 e	0.0 e	0.0 e
Guinea	656	....	....	....	....	....	....	0.0	0.0 r	0.0 r	0.0 r	0.0 r	0.0 r
Guinea-Bissau	654	....	....	....	....	....	....	0.1	0.0 r	0.0 r	0.0 r	0.0 r	0.0 r
Kenya	664	0.3 e	0.1 e	0.1 e	0.1 e	0.1 e	0.1 e	0.1	0.0 r	0.0 r	0.0 r	0.0 r	0.0 r
Liberia	668	....	....	....	....	....	....	0.0	0.0 r	0.0 r	0.0 r	0.0 r	0.0 r
Madagascar	674	0.0 e	0.0 e	0.0 e	0.0 e	0.0 e	0.0 e	....	....	....	....	....	....
Mali	678	13.0 e	3.3 e	3.6 e	3.7 e	3.7 e	3.5 e	0.4	0.1 r	0.1 r	0.1 r	0.1 r	0.1 r
Mauritius	684	1.3 e	0.2 e	0.2 e	0.3 e	0.3 e	0.3 e	....	....	....	....	....	....
Mozambique	688	....	....	....	....	....	....	0.2 e	0.0 e	0.0 e	0.0 e	0.0 e	0.0 e
Namibia	728	....	....	....	....	....	....	0.6	0.2 r	0.2 r	0.1 r	0.1 r	0.1 r
Niger	692	0.7 e	0.2 e	0.2 e	0.1 e	0.1 e	0.1 e	0.2	0.1 r	0.1 r	0.0 r	0.0 r	0.0 r
Nigeria	694	0.8 e	0.2 e	0.2 e	0.1 e	0.1 e	0.1 e	....	....	....	....	....	....
São Tomé & Príncipe	716	....	....	....	....	....	....	0.0	0.0 r	0.0 r	0.0 r	0.0 r	0.0 r
Senegal	722	....	....	....	....	....	....	0.0	0.0 r	0.0 r	0.0 r	0.0 r	0.0 r
Seychelles	718	0.0 e	0.0 e	0.0 e	0.0 e	0.0 e	0.0 e	2.0	0.5 r	0.5 r	0.5 r	0.4 r	0.5 r
Sierra Leone	724	....	....	....	....	....	....	0.5	0.1 r	0.1 r	0.1 r	0.1 r	0.1 r
South Africa	199	16.2	4.1 r	4.2 r	5.0 r	4.4 r	4.6 r	0.1	0.0 r	0.1 r	0.1 r	0.0 r	0.1 r
Swaziland	734	....	....	....	....	....	....	0.7	0.2 r	0.2 r	0.2 r	0.2 r	0.2 r
Tanzania	738	0.0 e	0.0 e	0.0 e	0.0 e	0.0 e	0.0 e	0.0 e	0.0 e	0.0 e	0.0 e	0.0 e	0.0 e
Togo	742	....	....	....	....	....	....	0.0	0.0 r	0.0 r	0.0 r	0.0 r	0.0 r
Uganda	746	....	....	....	....	....	....	0.0	0.0 r	0.0 r	0.0 r	0.0 r	0.0 r
Zambia	754	0.0 e	0.0 e	0.0 e	0.0 e	0.0 e	....	....	....	....	....	....	....
Africa n.s.	799	....	....	....	....	....	....	0.7	0.2 r	0.2 r	0.2 r	0.2 r	0.2 r
<b>Western Hemisphere</b>	205	<b>14.2</b>	<b>4.1</b>	<b>3.5</b>	<b>3.8</b>	<b>3.2</b>	<b>3.4</b>	<b>37.0</b>	<b>6.8</b>	<b>12.2</b>	<b>25.3</b>	<b>22.1</b>	<b>39.2</b>
Antigua and Barbuda	311	....	....	....	....	....	....	0.2	0.1 r	0.1 r	0.1 r	0.1 r	0.1 r
Argentina	213	6.6	1.6 r	1.6 r	1.6 r	1.6 r	1.6 r	0.6	0.2 r	0.2 r	0.2 r	0.2 r	0.2 r
Bahamas, The	313	....	....	....	....	....	....	0.0	0.0 r	0.0 r	0.0 r	0.0 r	0.0 r
Barbados	316	....	....	....	....	....	....	0.0	0.0 r	0.0 r	0.0 r	0.0 r	0.0 r
Belize	339	....	....	....	....	....	....	1.7	0.4 r	0.5 r	0.4 r	0.4 r	0.4 r
Bolivia	218	0.1 e	0.0 e	0.0 e	0.0 e	0.0 e	0.1 e	....	....	....	....	....	....
Brazil	223	4.1	1.5 r	0.9 r	1.2 r	0.6 r	0.8 r	16.6	3.0 r	5.5 r	16.9 r	13.3 r	30.4 r
Chile	228	0.0	0.0 r	0.0 r	0.0 r	0.0 r	0.0 r	0.1	0.0 r	0.0 r	0.0 r	0.0 r	....
Colombia	233	0.1	0.0 r	0.0 r	0.1 r	0.1 r	0.1 r	0.0 e	0.0 e	....	....	....	....
Costa Rica	238	0.0	0.0 r	0.0 r	0.0 r	0.0 r	0.0 r	3.7	1.0 r	1.0 r	0.9 r	0.8 r	0.9 r
Dominica	321	....	....	....	....	....	....	0.6	0.2 r	0.2 r	0.2 r	0.1 r	0.1 r
Dominican Republic	243	0.2	0.1 r	0.0 r	0.1 r	0.1 r	0.1 r	....	....	....	....	....	....
Ecuador	248	0.0 e	0.0 e	....	....	....	....	....	....	....	....	....	....
El Salvador	253	0.1 e	....	....	0.0 e	0.0 e	0.0 e	0.0	0.0 r	0.0 r	0.0 r	0.0 r	0.0 r
Greenland	326	0.0 e	0.0 e	0.0 e	0.0 e	0.0 e	0.0 e	....	....	....	....	....	....
Guatemala	258	0.0 e	0.0 e	0.0 e	0.0 e	0.0 e	0.0 e	0.6	0.1 r	0.2 r	0.1 r	0.1 r	0.1 r
Honduras	268	....	....	....	....	....	....	0.0	0.0 r	0.0 r	0.0 r	0.0 r	0.0 r
Mexico	273	1.2	0.3 r	0.3 r	0.3 r	0.3 r	0.3 r	0.0	0.0 r	0.0 r	0.0 r	0.0 r	0.0 r
Panama	283	0.5	0.1 r	0.1 r	0.1 r	0.1 r	0.1 r	....	....	....	....	....	....
Paraguay	288	0.1 e	....	0.0 e	0.0 e	0.0 e	0.0 e	10.9 e	1.4 e	4.1 e	6.1 e	6.7 e	6.7 e
Peru	293	0.8 e	0.3 e	0.3 e	0.2 e	0.2 e	0.2 e	0.9	0.2 r	0.2 r	0.2 r	0.2 r	0.2 r
St. Vincent & Grens.	364	0.0 e	0.0 e	0.0 e	0.0 e	0.0 e	0.0 e	....	....	....	....	....	....
Suriname	366	....	....	....	....	....	....	0.1	0.0 r	0.0 r	0.0 r	0.0 r	0.0 r
Trinidad and Tobago	369	0.0 e	0.0 e	0.0 e	0.0 e	0.0 e	0.0 e	....	....	....	....	....	....
Uruguay	298	0.0	0.0 r	0.0 r	0.0 r	0.0 r	0.0 r	0.1	0.0 r	0.0 r	0.0 r	0.0 r	0.0 r
Venezuela, Rep. Bol.	299	0.3	0.1 r	0.1 r	0.1 r	0.1 r	0.1 r	0.8	0.2 r	0.2 r	0.2 r	0.2 r	0.2 r
Western Hem. n.s.	399	....	....	....	....	....	....	0.0	0.0 r	0.0 r	0.0 r	0.0 r	0.0 r
<b>Countries &amp; Areas n.s.</b>	898	<b>....</b>	<b>....</b>	<b>....</b>	<b>....</b>	<b>....</b>	<b>....</b>	<b>1.0</b>	<b>0.3 r</b>	<b>0.3 r</b>	<b>0.2 r</b>	<b>0.2 r</b>	<b>0.2 r</b>
<b>Memorandum Items</b>													
Africa	605	95.3	24.6	22.2	26.1	24.3	25.4	11.2	2.8	3.1	2.8	2.6	2.7
Middle East	405	170.2	44.3	36.8	45.8	40.2	44.1	380.0	97.4	102.5	92.5	85.6	89.1
European Union	998	530.5	176.6	136.6	164.0	157.7	236.3	429.4	107.9	121.4	123.4	85.1	140.7
Export earnings: fuel	080	170.7	44.3	36.8	45.8	40.2	44.4	387.0	99.2	104.3	94.6	86.5	90.0
Export earnings: nonfuel	092	12,207.1	3,227.1	3,153.3	2,567.8	2,624.3	2,778.0	10,446.4	2,262.1	2,972.1	2,753.9	2,334.2	2,295.1

# Namibia (728)

In Millions of U.S. Dollars

		Exports (FOB)						Imports (CIF)					
		2015	2015Q3	2015Q4	2016Q1	2016Q2	2016Q3	2015	2015Q3	2015Q4	2016Q1	2016Q2	2016Q3
IFS World		4,605.0	1,086.2	1,046.4	1,194.3	1,097.9	....	7,684.6	1,949.3	1,817.3	1,413.8	1,520.4	....
World	001	5,595.3	1,364.9	1,393.6	1,357.5	1,368.1	1,167.6	8,131.9	2,079.2	1,925.6	1,459.7	1,716.2	1,810.5
Advanced Economies	110	3,009.2	724.5	792.9	758.7	773.3	724.0	1,877.9	469.0	447.5	409.2	448.5	419.3
Euro Area	163	792.3	188.1	193.4	224.9	244.5	203.1	293.8	82.3	72.4	63.8	63.9	80.1
Austria	122	0.6	0.3 r	0.1 r	0.2 r	0.1 r	0.1 r	22.5	5.1 r	12.4 r	5.0 r	1.9 r	1.8 r
Belgium	124	68.5	16.3 r	11.4 r	37.6 r	35.5 r	21.4 r	19.1	5.5 r	3.9 r	4.1 r	4.6 r	7.6 r
Cyprus	423	0.8	0.3 r	0.2 r	0.2 r	0.3 r	0.2 r	0.1	0.0 r	0.0 r	....	0.0 r	0.0 r
Estonia	939	0.0	0.0 r	0.0 r	0.0 r	0.0 r	0.0 r	1.1	0.1 r	0.5 r	0.0 r	0.0 r	0.7 r
Finland	172	0.2	0.0 r	0.0 r	0.3 r	0.1 r	0.0 r	4.5	2.5 r	0.7 r	1.3 r	0.3 r	21.3 r
France	132	161.4	26.1 r	56.5 r	53.8 r	40.6 r	16.6 r	14.4	2.6 r	4.0 r	2.7 r	3.5 r	3.4 r
Germany	134	97.9	33.9 r	28.4 r	5.9 r	19.8 r	20.9 r	127.9	30.8 r	26.9 r	23.7 r	21.1 r	26.3 r
Greece	174	1.7	0.4 r	0.5 r	0.3 r	0.3 r	0.3 r	0.7	0.4 r	0.2 r	0.2 r	0.1 r	0.2 r
Ireland	178	1.4	0.4 r	0.4 r	0.4 r	0.4 r	0.4 r	2.1	1.0 r	0.2 r	0.2 r	0.3 r	2.9 r
Italy	136	168.9	33.3 r	32.5 r	69.0 r	65.4 r	68.2 r	12.5	2.7 r	4.1 r	9.2 r	4.0 r	2.6 r
Latvia	941	0.1	0.0 r	0.0 r	0.0 r	0.0 r	0.0 r	0.1	0.0 r	0.0 r	0.0 r	0.0 r	0.0 r
Lithuania	946	0.2	....	0.0 r	0.1 r	....	0.0 r	3.5	2.6 r	0.3 r	0.3 r	9.4 r	0.5 r
Luxembourg	137	0.0	0.0 r	0.0 r	0.0 r	....	....	0.3	0.1 r	0.1 r	0.1 r	0.1 r	0.1 r
Malta	181	0.6	0.1 r	0.3 r	0.2 r	0.1 r	0.1 r	0.0	....	0.0 r	....	....	0.0 r
Netherlands	138	68.8	12.4 r	22.6 r	19.1 r	16.9 r	11.0 r	19.6	4.6 r	4.4 r	8.0 r	3.6 r	6.5 r
Portugal	182	38.3	10.8 r	7.5 r	6.6 r	15.2 r	13.8 r	1.9	0.5 r	0.5 r	0.3 r	0.3 r	0.5 r
Slovak Republic	936	0.0	0.0 r	0.0 r	0.0 r	0.0 r	0.0 r	2.2	1.3 r	0.8 r	0.3 r	0.4 r	0.2 r
Slovenia	961	0.0	....	0.0 r	....	....	....	0.2	....	0.2 r	0.0 r	....	0.0 r
Spain	184	183.1	53.8 r	33.0 r	31.2 r	49.7 r	50.0 r	61.1	22.7 r	13.4 r	8.3 r	14.4 r	5.7 r
Australia	193	9.1	1.9 r	2.4 r	2.5 r	2.2 r	1.4 r	8.5	1.8 r	2.4 r	2.0 r	1.3 r	1.7 r
Canada	156	147.8	0.1 r	66.5 r	23.9 r	21.4 r	2.0 r	14.2	3.5 r	4.0 r	3.0 r	2.8 r	4.7 r
China,P.R.: Hong Kong	532	16.9	5.1 r	4.0 r	3.6 r	4.8 r	1.9 r	7.4	2.6 r	4.3 r	3.6 r	1.1 r	1.0 r
China,P.R.: Macao	546	....	....	....	....	....	....	0.0	0.0 r	0.0 r	0.0 r	0.0 r	0.0 r
Czech Republic	935	0.1	0.1 r	0.0 r	0.0 r	0.0 r	0.1 r	3.8	0.3 r	0.7 r	0.9 r	0.2 r	0.3 r
Denmark	128	2.3	0.9 r	0.1 r	0.8 r	0.1 r	0.8 r	22.9	6.2 r	1.9 r	1.9 r	7.9 r	3.7 r
Iceland	176	0.0	0.0 r	0.0 r	0.0 r	0.0 r	0.0 r	0.4	0.0 r	0.4 r	0.6 r	0.2 r	0.1 r
Israel	436	60.4	15.0 r	15.2 r	15.0 r	15.1 r	15.1 r	10.0	1.9 r	1.9 r	3.1 r	3.2 r	2.7 r
Japan	158	7.9	1.7 r	1.8 r	0.7 r	2.9 r	1.3 r	17.6	5.2 r	4.1 r	5.2 r	5.6 r	3.7 r
Korea, Republic of	542	397.0	110.7 r	114.3 r	100.1 r	81.7 r	92.2 r	1,132.3	283.9 r	282.8 r	281.9 r	282.1 r	281.8 r
New Zealand	196	0.0	0.0 r	0.0 r	0.0 r	0.2 r	0.0 r	0.2	0.1 r	0.0 r	0.1 r	0.0 r	0.0 r
Norway	142	2.9	0.9 r	0.6 r	0.6 r	0.5 r	0.5 r	1.9	0.4 r	0.4 r	1.1 r	1.2 r	0.2 r
Singapore	576	17.5	5.3 r	4.6 r	6.1 r	13.6 r	24.6 r	4.7	0.4 r	2.6 r	0.2 r	0.9 r	0.3 r
Sweden	144	2.2	0.2 r	0.5 r	0.7 r	0.7 r	0.2 r	21.2	1.8 r	13.0 r	0.3 r	0.3 r	1.7 r
Switzerland	146	1,421.2	355.2 r	355.3 r	355.7 r	355.1 r	355.2 r	199.1	41.5 r	23.4 r	12.3 r	10.4 r	17.0 r
Taiwan Prov.of China	528	8.5 e	3.2 e	0.3 e	1.0 e	0.2 e	0.9 e	8.1 e	3.7 e	2.0 e	1.1 e	3.1 e	1.5 e
United Kingdom	112	50.2	12.0 r	19.8 r	8.5 r	9.6 r	11.2 r	60.1	15.8 r	15.6 r	9.0 r	11.1 r	10.8 r
United States	111	72.8	24.4 r	13.9 r	14.6 r	20.6 r	13.4 r	71.8	17.7 r	15.7 r	19.3 r	53.1 r	8.1 r
Emerg. & Dev. Economies	200	2,586.0	640.3	600.7	598.8	594.8	443.6	6,057.2	1,560.3	1,431.5	1,014.3	1,228.8	1,353.0
Emerg. & Dev. Asia	505	159.9	44.6	52.1	26.1	38.2	19.0	516.6	150.7	106.8	72.4	90.3	77.7
American Samoa	859	0.3	0.1 r	0.1 r	0.1 r	0.1 r	0.0 r	....	....	....	....	....	....
Bangladesh	513	0.1	0.0 r	0.0 r	0.0 r	0.0 r	0.0 r	0.1	0.0 r	0.0 r	0.0 r	0.0 r	0.0 r
Bhutan	514	0.0	0.0 r	0.0 r	0.0 r	0.0 r	0.0 r	....	....	....	....	....	....
Brunei Darussalam	516	....	....	....	....	....	....	0.0	0.0 r	0.0 r	0.0 r	0.0 r	0.0 r
Cambodia	522	0.1	0.0 r	0.0 r	0.0 r	0.0 r	0.0 r	0.0	0.0 r	0.0 r	0.0 r	0.0 r	0.0 r
China,P.R.: Mainland	924	121.4	35.8 r	43.6 r	14.7 r	28.0 r	12.1 r	311.9	86.5 r	62.7 r	29.8 r	43.5 r	43.2 r
F.T. New Caledonia	839	....	....	....	....	....	....	0.0	0.0 r	0.0 r	0.0 r	0.0 r	0.0 r
India	534	4.2	0.9 r	0.9 r	0.6 r	2.9 r	1.0 r	81.3	32.8 r	14.1 r	18.3 r	22.9 r	11.0 r
Indonesia	536	5.7	1.1 r	1.1 r	0.8 r	0.8 r	0.5 r	0.7	0.2 r	0.2 r	0.1 r	0.0 r	0.0 r
Kiribati	826	0.6	0.1 r	0.1 r	0.1 r	0.1 r	0.1 r	....	....	....	....	....	....
Malaysia	548	1.0	0.3 r	0.2 r	0.3 r	0.1 r	....	4.5	1.6 r	1.7 r	1.2 r	0.6 r	0.7 r
Marshall Islands	867	1.2	0.3 r	0.3 r	0.3 r	0.3 r	0.2 r	0.1	0.0 r	0.0 r	0.0 r	0.0 r	0.0 r
Mongolia	948	....	....	....	....	....	....	0.0	0.0 r	0.0 r	0.0 r	0.0 r	0.0 r
Nauru	836	....	....	....	....	....	....	0.0	0.0 r	0.0 r	0.0 r	0.0 r	0.0 r
Nepal	558	....	....	....	....	....	....	0.0	0.0 r	0.0 r	0.0 r	0.0 r	0.0 r
Papua New Guinea	853	0.0	0.0 r	0.0 r	0.0 r	0.0 r	0.0 r	....	....	....	....	....	....
Philippines	566	0.0	....	....	....	....	....	0.0	....	....	....	....	....

# Namibia (728)

In Millions of U.S. Dollars

		Exports (FOB)						Imports (CIF)					
		2015	2015Q3	2015Q4	2016Q1	2016Q2	2016Q3	2015	2015Q3	2015Q4	2016Q1	2016Q2	2016Q3
Sri Lanka	524	0.1	....	0.0 r	0.0 r	0.0 r	0.0 r	0.1	0.0 r	....	....	0.0 r	0.1 r
Thailand	578	0.2	0.0 r	0.0 r	2.6 r	0.3 r	1.2 r	3.0	0.4 r	0.8 r	1.8 r	0.6 r	0.3 r
Tuvalu	869	0.1	0.0 r	0.0 r	0.0 r	0.0 r	0.0 r	....	....	....	....	....	....
Vanuatu	846	2.9	0.7 r	0.7 r	0.8 r	0.7 r	0.4 r	107.6	27.3 r	25.4 r	19.8 r	21.2 r	20.8 r
Vietnam	582	22.2	5.2 r	5.0 r	5.8 r	5.0 r	3.3 r	1.6	0.4 r	0.4 r	0.3 r	0.3 r	0.3 r
Asia n.s.	598	....	....	....	....	....	....	5.8	1.5 r	1.4 r	1.1 r	1.2 r	1.1 r
<b>Europe</b>	170	<b>29.0</b>	<b>7.2</b>	<b>6.6</b>	<b>7.1</b>	<b>6.3</b>	<b>4.6</b>	<b>258.6</b>	<b>68.4</b>	<b>75.6</b>	<b>13.7</b>	<b>38.5</b>	<b>43.3</b>
<b>Emerg. &amp; Dev. Europe</b>	903	<b>27.9</b>	<b>7.2</b>	<b>6.3</b>	<b>7.0</b>	<b>6.2</b>	<b>4.6</b>	<b>197.6</b>	<b>42.8</b>	<b>43.2</b>	<b>13.4</b>	<b>38.2</b>	<b>24.5</b>
Albania	914	0.1	0.0 r	0.0 r	0.0 r	0.0 r	0.0 r	0.1	0.0 r	0.0 r	0.0 r	0.0 r	0.0 r
Bosnia and Herzegovina	963	0.7	0.2 r	0.2 r	0.2 r	0.2 r	0.1 r	0.0	0.0 r	0.0 r	0.0 r	0.0 r	0.0 r
Bulgaria	918	0.1	0.0 r	0.0 r	0.0 r	0.0 r	0.0 r	83.5	12.3 r	19.6 r	5.8 r	15.0 r	17.8 r
Croatia	960	0.1	0.1 r	....	0.1 r	0.1 r	0.1 r	0.0	0.0 r	0.0 r	0.0 r	0.0 r	0.0 r
Faroe Islands	816	0.2	0.0 r	0.0 r	0.1 r	0.0 r	0.0 r	....	....	....	....	....	....
Gibraltar	823	23.6	5.6 r	5.4 r	6.1 r	5.3 r	3.5 r	29.1	7.4 r	6.9 r	5.4 r	5.8 r	5.6 r
Hungary	944	0.1	0.0 r	0.0 r	0.0 r	0.1 r	0.0 r	0.0	0.0 r	0.0 r	0.0 r	0.1 r	0.0 r
Montenegro	943	0.0 e	0.0 e	0.0 e	0.0 e	0.0 e	0.0 e	....	....	....	....	....	....
Poland	964	1.5	0.5 r	0.5 r	0.3 r	0.5 r	0.5 r	1.3	0.2 r	0.1 r	0.1 r	0.1 r	0.1 r
Romania	968	0.1	0.0 r	0.0 r	0.0 r	0.0 r	0.0 r	0.1	....	0.0 r	0.0 r	0.1 r	0.1 r
Turkey	186	1.4	0.8 r	0.2 r	0.2 r	0.1 r	0.2 r	83.5	22.9 r	16.5 r	2.2 r	17.2 r	0.8 r
<b>CIS</b>	901	<b>1.1</b>	<b>0.0</b>	<b>0.3</b>	<b>0.2</b>	<b>0.0</b>	<b>0.0</b>	<b>61.0</b>	<b>25.6</b>	<b>32.4</b>	<b>0.3</b>	<b>0.3</b>	<b>18.9</b>
Armenia	911	0.4	0.0 r	0.2 r	0.0 r	0.0 r	....	....	....	....	....	0.1 r	....
Azerbaijan, Rep. of	912	0.1	0.0 r	0.0 r	0.0 r	0.0 r	0.0 r	....	....	....	....	....	....
Belarus	913	0.0	....	0.0 r	0.0 r	....	0.0 r	0.0	....	....	....	....	....
Georgia	915	0.0	0.0 r	0.0 r	0.0 r	0.0 r	0.0 r	0.0	0.0 r	0.0 r	0.0 r	0.0 r	0.0 r
Russian Federation	922	0.5	0.0 r	0.0 r	0.2 r	0.0 r	0.0 r	55.0	19.8 r	32.2 r	0.3 r	0.2 r	18.9 r
Ukraine	926	0.1	0.0 r	0.0 r	....	....	....	6.0	5.8 r	0.1 r	....	....	....
Uzbekistan	927	0.0	0.0 r	0.0 r	0.0 r	0.0 r	0.0 r	....	....	....	....	....	....
Europe n.s.	884	....	....	....	....	....	....	0.0	0.0 r	0.0 r	0.0 r	0.0 r	0.0 r
<b>Mid East, N Africa, Pak</b>	440	<b>10.8</b>	<b>2.6</b>	<b>2.5</b>	<b>2.8</b>	<b>2.5</b>	<b>1.7</b>	<b>33.2</b>	<b>9.7</b>	<b>9.1</b>	<b>8.5</b>	<b>9.2</b>	<b>9.1</b>
Algeria	612	0.1	0.0 r	0.0 r	0.0 r	0.0 r	0.0 r	....	....	....	....	....	....
Bahrain, Kingdom of	419	0.0	0.0 r	0.0 r	0.0 r	0.0 r	0.0 r	1.9	0.5 r	0.5 r	0.4 r	0.4 r	0.4 r
Djibouti	611	0.0	0.0 r	0.0 r	0.0 r	0.0 r	0.0 r	0.0	0.0 r	0.0 r	0.0 r	0.0 r	0.0 r
Egypt	469	0.0	0.0 r	....	....	....	....	0.1	0.0 r	0.0 r	....	....	....
Iran, I.R. of	429	....	....	....	....	....	....	0.0	0.0 r	0.0 r	0.0 r	0.0 r	0.0 r
Iraq	433	....	....	....	....	....	....	0.0	0.0 r	0.0 r	0.0 r	0.0 r	0.0 r
Jordan	439	0.0	0.0 r	0.0 r	0.0 r	0.0 r	0.0 r	....	....	....	....	....	....
Kuwait	443	0.1	0.0 r	0.0 r	0.0 r	0.0 r	0.0 r	0.2	0.1 r	0.1 r	0.0 r	0.0 r	0.0 r
Lebanon	446	0.2	0.1 r	0.0 r	0.1 r	0.1 r	0.1 r	0.0	....	....	....	....	....
Libya	672	0.8	0.2 r	0.2 r	0.2 r	0.2 r	0.1 r	....	....	....	....	....	....
Mauritania	682	0.0	0.0 r	0.0 r	0.0 r	0.0 r	0.0 r	0.0	0.0 r	0.0 r	0.0 r	0.0 r	0.0 r
Morocco	686	0.0	....	0.0 r	0.0 r	0.0 r	0.0 r	10.5	3.9 r	3.7 r	4.2 r	4.5 r	4.4 r
Oman	449	0.0	0.0 r	0.0 r	0.0 r	0.0 r	0.0 r	....	....	....	....	....	....
Pakistan	564	0.4	0.1 r	0.1 r	0.1 r	0.1 r	0.1 r	0.4	0.1 r	0.1 r	0.1 r	0.1 r	0.1 r
Qatar	453	0.0	0.0 r	0.0 r	0.0 r	0.0 r	0.0 r	0.0	0.0 r	0.0 r	0.0 r	0.0 r	0.0 r
Saudi Arabia	456	0.3	0.1 r	0.1 r	0.1 r	0.1 r	0.0 r	4.3	1.1 r	1.0 r	0.8 r	0.8 r	0.8 r
Somalia	726	0.0	0.0 r	0.0 r	0.0 r	0.0 r	0.0 r	....	....	....	....	....	....
Sudan	732	0.1	0.0 r	0.0 r	0.0 r	0.0 r	0.0 r	0.0	0.0 r	0.0 r	0.0 r	0.0 r	0.0 r
Tunisia	744	....	....	....	....	....	....	0.3	0.1 r	0.1 r	0.1 r	0.1 r	0.1 r
United Arab Emirates	466	8.7	2.1 r	2.0 r	2.3 r	1.9 r	1.3 r	15.4	4.0 r	3.8 r	3.0 r	3.2 r	3.2 r
West Bank and Gaza	487	0.0 e	0.0 e	0.0 e	0.0 e	0.0 e	0.0 e	0.0	0.0 r	0.0 r	0.0 r	0.0 r	0.0 r
<b>Sub-Saharan Africa</b>	603	<b>2,201.3</b>	<b>542.2</b>	<b>497.2</b>	<b>514.7</b>	<b>506.4</b>	<b>389.8</b>	<b>4,867.3</b>	<b>1,235.0</b>	<b>1,148.8</b>	<b>849.5</b>	<b>1,012.7</b>	<b>1,145.7</b>
Angola	614	349.3	83.1 r	80.9 r	93.3 r	80.8 r	54.4 r	10.5	2.6 r	2.2 r	1.7 r	1.7 r	1.6 r
Benin	638	2.7	0.6 r	0.6 r	0.7 r	0.6 r	0.4 r	0.0	0.0 r	0.0 r	0.0 r	0.0 r	0.0 r
Botswana	616	764.9	180.4 r	173.8 r	198.4 r	170.7 r	114.2 r	152.6	38.8 r	36.3 r	28.4 r	30.5 r	30.0 r
Burkina Faso	748	0.0	0.0 r	0.0 r	0.0 r	0.0 r	0.0 r	....	....	....	....	....	....
Burundi	618	0.0	....	....	0.0 r	....	....	....	....	....	....	....	....
Cameroon	622	2.0	0.5 r	0.4 r	0.5 r	0.4 r	0.3 r	0.1	0.0 r	0.0 r	0.0 r	0.0 r	0.0 r
Central African Rep.	626	0.8	0.2 r	0.2 r	0.2 r	0.2 r	0.1 r	....	....	....	....	....	....
Chad	628	0.0	0.0 r	0.0 r	0.0 r	0.0 r	0.0 r	0.0	0.0 r	0.0 r	0.0 r	0.0 r	0.0 r
Comoros	632	0.3	0.1 r	0.1 r	0.1 r	0.1 r	0.0 r	....	....	....	....	....	....

# Namibia (728)

In Millions of U.S. Dollars

		Exports (FOB)						Imports (CIF)					
		2015	2015Q3	2015Q4	2016Q1	2016Q2	2016Q3	2015	2015Q3	2015Q4	2016Q1	2016Q2	2016Q3
Congo, Dem. Rep. of	636	80.4	19.0 r	18.3 r	20.9 r	17.9 r	12.0 r	197.5	50.1 r	46.7 r	36.3 r	39.0 r	38.3 r
Congo, Republic of	634	5.8	1.4 r	1.3 r	1.5 r	1.3 r	0.9 r	0.0	0.0 r	0.0 r	0.0 r	0.0 r	0.0 r
Côte d'Ivoire	662	....	....	....	....	....	....	0.0	0.0 r	0.0 r	0.0 r	0.0 r	0.0 r
Equatorial Guinea	642	1.7	0.4 r	0.4 r	0.4 r	0.4 r	0.2 r	....	....	....	....	....	....
Eritrea	643	0.0	0.0 r	0.0 r	0.0 r	0.0 r	0.0 r	....	....	....	....	....	....
Ethiopia	644	0.0	0.0 r	0.0 r	0.0 r	0.0 r	0.0 r	0.1	0.0 r	0.0 r	0.0 r	0.0 r	0.0 r
Gabon	646	0.4	0.1 r	0.1 r	0.1 r	0.1 r	0.1 r	0.0	0.0 r	0.0 r	0.0 r	0.0 r	0.0 r
Ghana	652	0.4	0.1 r	0.1 r	0.1 r	0.1 r	0.1 r	0.4	0.1 r	0.1 r	0.1 r	0.1 r	0.1 r
Guinea	656	0.0	0.0 r	0.0 r	0.0 r	0.0 r	0.0 r	0.6	0.1 r	0.1 r	0.1 r	0.1 r	0.1 r
Kenya	664	0.3	0.1 r	0.1 r	0.1 r	0.1 r	0.0 r	1.5	0.4 r	0.3 r	0.2 r	0.2 r	0.2 r
Lesotho	666	0.4	0.1 r	0.1 r	0.1 r	0.1 r	0.1 r	0.7	0.2 r	0.2 r	0.1 r	0.1 r	0.1 r
Liberia	668	0.8	0.2 r	0.2 r	0.2 r	0.2 r	0.1 r	0.0	0.0 r	0.0 r	0.0 r	0.0 r	0.0 r
Madagascar	674	0.0	0.0 r	0.0 r	0.0 r	0.0 r	0.0 r	....	....	....	....	....	....
Malawi	676	1.4	0.3 r	0.3 r	0.4 r	0.3 r	0.2 r	0.1	0.0 r	0.0 r	0.0 r	0.0 r	0.0 r
Mali	678	0.0	0.0 r	0.0 r	0.0 r	0.0 r	0.0 r	0.0	0.0 r	0.0 r	0.0 r	0.0 r	0.0 r
Mauritius	684	2.4	0.2 r	1.3 r	1.1 r	0.9 r	0.6 r	0.2	0.1 r	0.0 r	....	....	....
Mozambique	688	39.2	9.3 r	9.0 r	10.3 r	8.9 r	6.0 r	0.5	0.1 r	0.1 r	0.1 r	0.1 r	0.1 r
Niger	692	1.1	0.3 r	0.2 r	0.3 r	0.2 r	0.2 r	0.0	0.0 r	0.0 r	0.0 r	0.0 r	0.0 r
Nigeria	694	4.5	1.1 r	1.1 r	1.3 r	1.2 r	0.8 r	0.1	0.0 r	0.0 r	0.0 r	0.0 r	0.0 r
Rwanda	714	0.0	0.0 r	0.0 r	0.0 r	0.0 r	....	....	....	....	....	....	....
São Tomé & Príncipe	716	0.2	0.0 r	0.0 r	0.0 r	0.0 r	0.0 r	0.1	0.0 r	0.0 r	0.0 r	0.0 r	0.0 r
Senegal	722	0.0	....	....	....	....	....	0.0	....	0.0 r	....	....	....
Seychelles	718	0.3	0.1 r	0.1 r	0.1 r	0.1 r	0.0 r	0.0	0.0 r	0.0 r	0.0 r	0.0 r	0.0 r
Sierra Leone	724	0.3	0.1 r	0.1 r	0.1 r	0.1 r	0.0 r	0.0	0.0 r	0.0 r	0.0 r	0.0 r	0.0 r
South Africa	199	694.2	189.4 r	131.7 r	128.0 r	161.3 r	138.9 r	4,375.5	1,122.9 r	1,042.9 r	759.3 r	921.4 r	1,055.5 r
Swaziland	734	23.8	5.6 r	5.4 r	6.2 r	5.3 r	3.5 r	21.9	5.5 r	5.1 r	3.9 r	4.2 r	4.1 r
Tanzania	738	1.5	0.3 r	0.3 r	0.4 r	0.3 r	0.2 r	33.5	8.5 r	7.9 r	6.2 r	6.6 r	6.5 r
Togo	742	....	....	....	....	....	....	0.0	0.0 r	0.0 r	0.0 r	0.0 r	0.0 r
Uganda	746	0.0	0.0 r	0.0 r	0.0 r	0.0 r	0.0 r	0.3	0.1 r	0.1 r	0.1 r	0.1 r	0.1 r
Zambia	754	194.0	42.4 r	64.2 r	42.1 r	47.8 r	51.5 r	66.0	4.1 r	5.4 r	12.0 r	7.4 r	8.0 r
Zimbabwe	698	28.3	6.9 r	6.8 r	8.0 r	7.0 r	4.8 r	4.2	1.1 r	1.0 r	0.8 r	0.8 r	0.8 r
Africa n.s.	799	....	....	....	....	....	....	0.9	0.2 r	0.2 r	0.2 r	0.2 r	0.2 r
<b>Western Hemisphere</b>	<b>205</b>	<b>184.9</b>	<b>43.7</b>	<b>42.3</b>	<b>48.0</b>	<b>41.4</b>	<b>28.5</b>	<b>381.5</b>	<b>96.5</b>	<b>91.3</b>	<b>70.2</b>	<b>78.1</b>	<b>77.3</b>
Anguilla	312	0.0	0.0 r	0.0 r	0.0 r	0.0 r	0.0 r	....	....	....	....	....	....
Antigua and Barbuda	311	0.3	0.1 r	0.1 r	0.1 r	0.1 r	0.1 r	3.4	0.9 r	0.8 r	0.6 r	0.7 r	0.7 r
Argentina	213	0.0	0.0 r	0.0 r	0.0 r	0.0 r	0.0 r	4.8	1.2 r	1.2 r	1.3 r	1.3 r	1.3 r
Aruba	314	0.0	0.0 r	0.0 r	0.0 r	0.0 r	0.0 r	....	....	....	....	....	....
Bahamas, The	313	173.6	40.9 r	39.4 r	45.0 r	38.7 r	25.9 r	266.5	67.6 r	63.0 r	49.0 r	52.6 r	51.6 r
Barbados	316	....	....	....	....	....	....	0.0	0.0 r	0.0 r	0.0 r	0.0 r	0.0 r
Belize	339	0.9	0.2 r	0.2 r	0.2 r	0.2 r	0.1 r	8.5	2.2 r	2.0 r	1.6 r	1.7 r	1.7 r
Bermuda	319	0.0	0.0 r	0.0 r	0.0 r	0.0 r	0.0 r	....	....	....	....	....	....
Brazil	223	0.8	0.2 r	0.2 r	0.2 r	0.2 r	0.3 r	3.3	1.1 r	0.6 r	0.3 r	0.1 r	0.5 r
Chile	228	0.3	....	0.2 r	0.2 r	0.0 r	0.1 r	16.5	3.9 r	4.4 r	....	3.8 r	3.8 r
Colombia	233	0.0	0.0 r	0.0 r	....	....	....	....	....	....	....	....	....
Costa Rica	238	....	....	....	....	....	....	0.0	0.0 r	0.0 r	0.0 r	0.0 r	0.0 r
Curacao	354	0.1	0.0 r	0.0 r	0.0 r	0.0 r	0.0 r	0.0	0.0 r	0.0 r	0.0 r	0.0 r	0.0 r
Dominican Republic	243	0.2	0.0 r	0.0 r	0.0 r	0.0 r	0.0 r	0.1	0.0 r	0.0 r	0.0 r	0.0 r	0.0 r
Ecuador	248	0.0	0.0 r	....	....	....	....	0.0	0.0 r	0.0 r	0.0 r	0.0 r	0.0 r
El Salvador	253	0.0	....	....	....	....	....	....	....	....	....	....	....
Falkland Islands	323	0.9	0.2 r	0.2 r	0.2 r	0.2 r	0.1 r	8.3	2.1 r	2.0 r	1.5 r	1.6 r	1.6 r
Greenland	326	0.0 e	0.0 e	0.0 e	0.0 e	0.0 e	0.0 e	....	....	....	....	....	....
Guatemala	258	0.0	0.0 r	0.0 r	0.0 r	0.0 r	0.0 r	....	....	....	....	....	....
Haiti	263	0.1	0.0 r	0.0 r	0.0 r	0.0 r	0.0 r	....	....	....	....	....	....
Honduras	268	....	....	....	....	....	....	0.0	0.0 r	0.0 r	0.0 r	0.0 r	0.0 r
Jamaica	343	0.0	0.0 r	0.0 r	0.0 r	0.0 r	0.0 r	0.0	0.0 r	0.0 r	0.0 r	0.0 r	0.0 r
Mexico	273	0.0	0.0 r	0.0 r	0.0 r	0.0 r	0.0 r	2.7	0.7 r	0.7 r	0.7 r	0.7 r	0.7 r
Nicaragua	278	....	....	....	....	....	....	0.0	0.0 r	0.0 r	0.0 r	0.0 r	0.0 r
Panama	283	6.4	1.6 r	1.6 r	1.6 r	1.6 r	1.6 r	43.1	10.8 r	10.8 r	10.8 r	10.8 r	10.8 r
Peru	293	....	....	....	....	....	....	23.5	6.0 r	5.6 r	4.3 r	4.6 r	4.6 r
St. Kitts and Nevis	361	0.3	0.1 r	0.1 r	0.1 r	0.1 r	0.0 r	0.2	0.1 r	0.1 r	0.0 r	0.0 r	0.0 r

# Namibia (728)

In Millions of U.S. Dollars

		Exports (FOB)						Imports (CIF)					
		2015	2015Q3	2015Q4	2016Q1	2016Q2	2016Q3	2015	2015Q3	2015Q4	2016Q1	2016Q2	2016Q3
St. Lucia	362	....	....	....	....	....	....	0.0 e	0.0 e	0.0 e	0.0 e	0.0 e	0.0 e
St. Vincent & Grens.	364	0.7	0.2 r	0.2 r	0.2 r	0.2 r	0.1 r	0.1	0.0 r	0.0 r	0.0 r	0.0 r	0.0 r
Suriname	366	0.0	0.0 r	0.0 r	0.0 r	0.0 r	0.0 r	0.0	0.0 r	0.0 r	0.0 r	0.0 r	0.0 r
Trinidad and Tobago	369	0.0	0.0 r	0.0 r	0.0 r	0.0 r	0.0 r	0.2	0.0 r	0.0 r	0.0 r	0.0 r	0.0 r
Uruguay	298	0.2	0.1 r	0.1 r	0.1 r	0.1 r	0.1 r	0.0	0.0 r	....	....	....	....
Venezuela, Rep. Bol.	299	....	....	....	....	....	....	0.0	0.0 r	0.0 r	0.0 r	0.0 r	0.0 r
Western Hem. n.s.	399	....	....	....	....	....	....	0.1	0.0 r	0.0 r	0.0 r	0.0 r	0.0 r
<b>Other Countries n.i.e</b>	<b>910</b>	<b>0.1</b>	<b>0.0</b>	<b>0.0</b>	<b>0.0</b>	<b>0.0</b>	<b>0.0</b>	<b>0.2</b>	<b>0.0</b>	<b>0.0</b>	<b>0.0</b>	<b>0.0</b>	<b>0.0</b>
Cuba	928	0.1	0.0 r	0.0 r	0.0 r	0.0 r	0.0 r	0.0	0.0 r	0.0 r	0.0 r	0.0 r	0.0 r
Korea, Dem. People's Rep.	954	....	....	....	....	....	....	0.2	0.0 r	0.0 r	0.0 r	0.0 r	0.0 r
<b>Countries &amp; Areas n.s.</b>	<b>898</b>	<b>....</b>	<b>....</b>	<b>....</b>	<b>....</b>	<b>....</b>	<b>....</b>	<b>196.6</b>	<b>49.9 r</b>	<b>46.5 r</b>	<b>36.2 r</b>	<b>38.8 r</b>	<b>38.1 r</b>
<b>Memorandum Items</b>													
Africa	605	2,201.6	542.3	497.2	514.8	506.5	389.8	4,878.1	1,238.9	1,152.5	853.8	1,017.3	1,150.2
Middle East	405	10.1	2.4	2.3	2.7	2.3	1.5	22.0	5.6	5.3	4.2	4.5	4.4
European Union	998	849.0	201.7	214.4	235.2	255.4	216.1	486.7	118.9	123.5	81.7	98.7	114.6
Export earnings: fuel	080	372.3	88.5	86.2	99.4	86.0	57.9	87.6	28.0	39.8	6.2	6.5	25.0
Export earnings: nonfuel	092	5,222.9	1,276.4	1,307.4	1,258.1	1,282.1	1,109.7	8,044.3	2,051.2	1,885.7	1,453.5	1,709.7	1,785.5

# Nauru (836)

In Millions of U.S. Dollars

		Exports (FOB)						Imports (CIF)					
		2015	2015Q3	2015Q4	2016Q1	2016Q2	2016Q3	2015	2015Q3	2015Q4	2016Q1	2016Q2	2016Q3
IFS World		....	....	....	....	....	....	....	....	....	....	....	....
World	001	43.7	15.2	9.8	11.4	9.5	3.2	88.1	26.6	26.6	20.4	19.3	8.2
Advanced Economies	110	16.7	11.1	0.6	9.0	6.3	0.5	57.2	20.0	17.8	16.1	13.9	1.7
Euro Area	163	0.3	0.0	0.0	0.0	0.0	0.0	0.6	0.0	0.1	0.1	0.0	0.1
Austria	122	0.1 e	....	....	....	....	....	0.0 e	....	0.0 e	0.0 e	....	....
France	132	0.0 e	0.0 e	0.0 e	0.0 e	0.0 e	0.0 e	0.4 e	....	....	....	....	0.0 e
Germany	134	....	....	....	....	....	....	0.0 e	0.0 e	....	....	0.0 e	....
Greece	174	0.0 e	....	0.0 e	....	....	....	....	....	....	....	....	....
Ireland	178	....	....	....	....	0.0 e	....	0.1 e	0.0 e	0.1 e	....	0.0 e	0.1 e
Italy	136	0.2 e	....	....	0.0 e	....	....	0.0 e	....	....	0.1 e	0.0 e	....
Netherlands	138	0.0 e	....	0.0 e	0.0 e	....	....	0.0 e	0.0 e	....	....	....	....
Slovak Republic	936	....	....	....	....	0.0 e	....	0.0 e	....	....	....	....	....
Spain	184	....	....	....	....	0.0 e	....	....	....	....	....	....	....
Australia	193	10.9 e	8.9 e	0.1 e	3.4 e	0.0 e	0.0 e	52.9 e	18.7 e	16.7 e	14.6 e	13.2 e	0.0 e
Canada	156	0.3 e	0.0 e	0.0 e	0.1 e	0.0 e	0.0 e	0.0 e	....	0.0 e	....	....	....
China,P.R.: Hong Kong	532	0.0 e	....	....	....	0.0 e	....	0.4 e	0.1 e	0.1 e	0.0 e	0.0 e	0.3 e
Denmark	128	0.0 e	....	....	....	....	....	0.0 e	....	0.0 e	....	....	0.0 e
Iceland	176	0.0 e	0.0 e	....	....	....	....	....	....	....	....	....	....
Japan	158	4.2 e	2.1 e	....	2.2 e	2.3 e	....	0.1 e	0.0 e	0.1 e	0.1 e	0.1 e	0.1 e
Korea, Republic of	542	0.1 e	0.0 e	0.1 e	3.1 e	0.7 e	0.0 e	0.2 e	0.0 e	0.1 e	0.1 e	0.0 e	0.1 e
New Zealand	196	0.0 e	0.0 e	0.0 e	0.0 e	3.0 e	0.0 e	0.3 e	0.1 e	0.1 e	0.6 e	0.0 e	0.3 e
Norway	142	....	....	....	....	0.0 e	....	....	....	....	....	....	....
Singapore	576	0.0 e	0.0 e	0.0 e	0.0 e	0.0 e	0.0 e	0.3 e	0.1 e	0.1 e	0.3 e	0.2 e	0.5 e
Sweden	144	0.0 e	....	0.0 e	....	0.0 e	0.0 e	....	....	....	....	....	....
Switzerland	146	....	....	....	....	....	....	0.0 e	0.0 e	....	....	....	....
Taiwan Prov.of China	528	0.0 e	0.0 e	0.0 e	0.0 e	0.0 e	0.0 e	0.2 e	0.1 e	0.0 e	0.0 e	0.1 e	0.0 e
United Kingdom	112	0.2 e	0.0 e	0.2 e	0.0 e	0.0 e	0.0 e	0.2 e	0.1 e	0.1 e	0.1 e	0.1 e	0.1 e
United States	111	0.5 e	0.0 e	0.1 e	0.1 e	0.3 e	0.4 e	1.8 e	0.7 e	0.5 e	0.2 e	0.2 e	0.1 e
Emerg. & Dev. Economies	200	27.0	4.1	9.3	2.4	3.1	2.7	30.9	6.7	8.7	4.3	5.4	6.4
Emerg. & Dev. Asia	505	10.4	0.0	5.5	0.0	0.0	0.0	27.1	6.5	8.6	4.2	5.3	6.3
China,P.R.: Mainland	924	0.1 e	0.0 e	0.0 e	0.0 e	0.0 e	0.0 e	5.2 e	0.4 e	3.9 e	0.4 e	1.0 e	0.2 e
Fiji	819	0.0 e	0.0 e	0.0 e	0.0 e	0.0 e	0.0 e	20.6 e	5.8 e	4.3 e	3.5 e	4.0 e	5.9 e
F.T. New Caledonia	839	0.0 e	0.0 e	0.0 e	0.0 e	0.0 e	0.0 e	....	....	....	....	....	....
India	534	10.2 e	....	5.4 e	0.0 e	0.0 e	....	0.0 e	0.0 e	0.0 e	....	....	....
Indonesia	536	0.0 e	....	0.0 e	....	....	....	0.5 e	0.1 e	0.2 e	0.1 e	0.0 e	0.0 e
Malaysia	548	....	....	....	....	....	....	0.3 e	0.1 e	0.0 e	0.1 e	0.1 e	....
Mongolia	948	0.0 e	0.0 e	0.0 e	0.0 e	0.0 e	0.0 e	....	....	....	....	....	....
Philippines	566	0.0 e	0.0 e	....	....	....	....	0.0 e	....	0.0 e	....	....	....
Samoa	862	....	....	....	....	....	....	0.0 e	0.0 e	0.0 e	0.0 e	0.0 e	0.0 e
Solomon Islands	813	....	....	....	....	....	....	0.4 e	0.1 e	0.1 e	0.1 e	0.1 e	0.1 e
Sri Lanka	524	0.0 e	....	....	....	0.0 e	....	0.0 e	....	....	....	....	....
Thailand	578	0.1 e	0.0 e	0.0 e	....	....	0.0 e	0.1 e	0.0 e	0.0 e	0.1 e	0.1 e	0.0 e
Tonga	866	....	....	....	....	....	....	0.0 e	0.0 e	0.0 e	0.0 e	0.0 e	0.0 e
Vanuatu	846	0.0 e	0.0 e	0.0 e	0.0 e	0.0 e	0.0 e	0.0 e	0.0 e	0.0 e	0.0 e	0.0 e	0.0 e
Europe	170	0.3	0.0	0.1	0.0	0.1	0.1	3.2	....	....	....	....	....
Emerg. & Dev. Europe	903	0.1	0.0	0.0	0.0	0.0	0.0	0.0	....	....	....	....	....
Bosnia and Herzegovina	963	0.0 e	0.0 e	0.0 e	0.0 e	0.0 e	0.0 e	....	....	....	....	....	....
Faroe Islands	816	0.0 e	0.0 e	0.0 e	0.0 e	0.0 e	0.0 e	....	....	....	....	....	....
Hungary	944	....	....	....	....	....	....	0.0 e	....	....	....	....	....
Macedonia, FYR	962	0.0 e	0.0 e	0.0 e	0.0 e	0.0 e	0.0 e	....	....	....	....	....	....
Montenegro	943	0.0 e	....	....	0.0 e	....	....	....	....	....	....	....	....
Poland	964	0.1 e	....	....	....	....	....	....	....	....	....	....	....
Serbia, Republic of	942	0.0 e	....	....	....	....	....	....	....	....	....	....	....
Turkey	186	0.0 e	....	0.0 e	....	0.0 e	0.0 e	0.0 e	....	....	....	....	....
CIS	901	0.2	0.0	0.0	0.0	0.0	0.0	3.2	....	....	....	....	....
Armenia	911	....	....	....	0.0 e	....	....	....	....	....	....	....	....
Belarus	913	....	....	....	0.0 e	....	....	....	....	....	....	....	....
Kazakhstan	916	0.2 e	0.0 e	0.0 e	0.0 e	0.0 e	0.0 e	....	....	....	....	....	....
Russian Federation	922	0.0 e	....	0.0 e	....	0.0 e	....	3.2 e	....	....	....	....	....
Ukraine	926	0.0 e	0.0 e	0.0 e	....	....	....	....	....	....	....	....	....



# Nauru (836)

In Millions of U.S. Dollars

		Exports (FOB)						Imports (CIF)					
		2015	2015Q3	2015Q4	2016Q1	2016Q2	2016Q3	2015	2015Q3	2015Q4	2016Q1	2016Q2	2016Q3
<b>Mid East, N Africa, Pak</b>	440	<b>0.1</b>	<b>0.0</b>	<b>0.0</b>	<b>0.0</b>	<b>0.0</b>	<b>0.0</b>	<b>0.0</b>	<b>0.0</b>	<b>0.0</b>	<b>0.0</b>	<b>0.0</b>	<b>0.0</b>
Bahrain, Kingdom of	419	0.0 e	0.0 e	0.0 e	0.0 e	0.0 e	0.0 e	....	....	....	....	....	....
Egypt	469	0.0 e	....	....	....	....	....	....	....	....	....	....	....
Kuwait	443	0.0 e	0.0 e	0.0 e	0.0 e	0.0 e	0.0 e	....	....	....	....	....	....
Lebanon	446	0.0 e	....	....	....	....	....	....	....	....	....	....	....
Oman	449	....	....	....	....	....	....	0.0 e	0.0 e	0.0 e	0.0 e	0.0 e	0.0 e
Tunisia	744	0.0 e	0.0 e	0.0 e	0.0 e	0.0 e	0.0 e	....	....	....	....	....	....
<b>Sub-Saharan Africa</b>	603	<b>16.1</b>	<b>4.0</b>	<b>3.7</b>	<b>2.3</b>	<b>3.0</b>	<b>2.6</b>	<b>0.5</b>	<b>0.1</b>	<b>0.1</b>	<b>0.1</b>	<b>0.1</b>	<b>0.1</b>
Angola	614	0.0 e	0.0 e	0.0 e	0.0 e	0.0 e	0.0 e	....	....	....	....	....	....
Gambia, The	648	0.0 e	0.0 e	0.0 e	0.0 e	0.0 e	0.0 e	....	....	....	....	....	....
Ghana	652	0.0 e	0.0 e	0.0 e	0.0 e	0.0 e	0.0 e	....	....	....	....	....	....
Kenya	664	0.1 e	0.0 e	0.0 e	0.0 e	0.0 e	0.0 e	0.5 e	0.1 e	0.1 e	0.1 e	0.1 e	0.1 e
Madagascar	674	0.0 e	0.0 e	0.0 e	0.0 e	0.0 e	0.0 e	....	....	....	....	....	....
Mauritius	684	0.0 e	0.0 e	0.0 e	0.0 e	0.0 e	0.0 e	....	....	....	....	....	....
Mozambique	688	0.0 e	0.0 e	0.0 e	0.0 e	0.0 e	0.0 e	0.0 e	0.0 e	0.0 e	0.0 e	0.0 e	0.0 e
Namibia	728	0.0 e	0.0 e	0.0 e	0.0 e	0.0 e	0.0 e	....	....	....	....	....	....
Nigeria	694	15.9 e	3.9 e	3.7 e	2.3 e	2.9 e	2.5 e	....	....	....	....	....	....
São Tomé & Príncipe	716	0.0 e	0.0 e	0.0 e	0.0 e	0.0 e	0.0 e	....	....	....	....	....	....
Senegal	722	0.0 e	....	....	....	....	....	0.0 e	....	....	....	....	....
Seychelles	718	0.0 e	0.0 e	0.0 e	0.0 e	0.0 e	0.0 e	....	....	....	....	....	....
South Africa	199	0.0 e	0.0 e	0.0 e	0.0 e	....	0.0 e	0.0 e	....	....	....	....	....
Tanzania	738	0.0 e	0.0 e	0.0 e	0.0 e	0.0 e	0.0 e	....	....	....	....	....	....
Zambia	754	....	....	....	0.0 e	....	....	....	....	....	....	....	....
<b>Western Hemisphere</b>	205	<b>0.1</b>	<b>0.0</b>	<b>0.0</b>	<b>0.0</b>	<b>0.0</b>	<b>0.0</b>	<b>....</b>	<b>....</b>	<b>....</b>	<b>....</b>	<b>....</b>	<b>0.0</b>
Bolivia	218	0.0 e	0.0 e	0.0 e	....	....	....	....	....	....	....	....	....
Brazil	223	0.0 e	0.0 e	....	....	0.0 e	....	....	....	....	....	....	0.0 e
Costa Rica	238	0.0 e	0.0 e	0.0 e	0.0 e	0.0 e	0.0 e	....	....	....	....	....	....
Dominican Republic	243	0.0 e	0.0 e	0.0 e	0.0 e	0.0 e	0.0 e	....	....	....	....	....	....
Grenada	328	0.0 e	0.0 e	0.0 e	0.0 e	0.0 e	0.0 e	....	....	....	....	....	....
Peru	293	0.0 e	0.0 e	0.0 e	0.0 e	0.0 e	0.0 e	....	....	....	....	....	....
St. Vincent & Grens.	364	0.0 e	0.0 e	0.0 e	0.0 e	0.0 e	0.0 e	....	....	....	....	....	....
Suriname	366	0.1 e	0.0 e	0.0 e	0.0 e	0.0 e	0.0 e	....	....	....	....	....	....
<b>Other Countries n.i.e</b>	910	<b>0.0</b>	<b>0.0</b>	<b>0.0</b>	<b>0.0</b>	<b>0.0</b>	<b>0.0</b>	<b>....</b>	<b>....</b>	<b>....</b>	<b>....</b>	<b>....</b>	<b>....</b>
Cuba	928	0.0 e	0.0 e	0.0 e	0.0 e	0.0 e	0.0 e	....	....	....	....	....	....
<b>Memorandum Items</b>													
Africa	605	16.1	4.0	3.7	2.3	3.0	2.6	0.5	0.1	0.1	0.1	0.1	0.1
Middle East	405	0.1	0.0	0.0	0.0	0.0	0.0	0.0	0.0	0.0	0.0	0.0	0.0
European Union	998	0.7	0.0	0.2	0.0	0.1	0.0	0.9	0.1	0.2	0.2	0.1	0.2
Export earnings: fuel	080	16.2	4.0	3.7	2.3	3.0	2.6	3.2	0.0	0.0	0.0	0.0	0.0
Export earnings: nonfuel	092	27.5	11.2	6.1	9.1	6.5	0.6	84.9	26.6	26.6	20.4	19.3	8.2

# Nepal (558)

In Millions of U.S. Dollars

		Exports (FOB)						Imports (CIF)					
		2015	2015Q3	2015Q4	2016Q1	2016Q2	2016Q3	2015	2015Q3	2015Q4	2016Q1	2016Q2	2016Q3
IFS World		720.0	....	....	....	....	....	6,380.0	....	....	....	....	....
World	001	679.2	161.3	133.4	151.7	161.8	171.9	6,633.8	1,509.7	1,038.7	1,915.9	2,189.5	1,806.7
Advanced Economies	110	185.7	53.6	47.3	41.0	44.6	52.3	721.7	165.9	147.7	137.6	177.0	136.3
Euro Area	163	58.1	16.7	14.8	11.8	14.7	14.7	217.7	45.3	37.4	40.1	50.3	49.4
Austria	122	1.7	0.5 r	0.6 r	0.3 r	0.6 r	0.8 r	3.2	0.8 r	0.8 r	1.3 r	2.0 r	0.6 r
Belgium	124	1.9	0.6 r	0.4 r	0.4 r	0.5 r	0.5 r	7.8	1.8 r	4.4 r	2.3 r	2.5 r	1.4 r
Cyprus	423	0.0	0.0 r	0.0 r	0.0 r	0.0 r	0.0 r	0.1	0.0 r	0.0 r	0.0 r	0.0 r	0.0 r
Estonia	939	0.0	0.0 r	0.0 r	0.0 r	0.0 r	0.0 r	0.0	0.0 r	0.0 r	0.0 r	0.0 r	0.0 r
Finland	172	0.8	0.2 r	0.2 r	0.2 r	0.2 r	0.1 r	2.7	0.3 r	1.0 r	1.0 r	0.2 r	0.1 r
France	132	10.1	3.3 r	2.8 r	2.2 r	2.5 r	2.7 r	74.5	27.2 r	16.9 r	19.6 r	29.0 r	30.8 r
Germany	134	26.8	6.9 r	7.1 r	5.0 r	6.5 r	6.6 r	88.8	5.3 r	3.1 r	3.4 r	5.1 r	4.6 r
Greece	174	0.2	0.1 r	0.0 r	0.0 r	0.0 r	0.1 r	0.2	0.1 r	0.0 r	0.0 r	0.1 r	0.0 r
Ireland	178	0.2	0.1 r	0.0 r	0.1 r	0.0 r	0.1 r	2.3	0.6 r	0.5 r	0.7 r	0.9 r	0.9 r
Italy	136	9.0	3.0 r	2.0 r	2.1 r	2.4 r	2.3 r	15.5	3.6 r	3.2 r	3.7 r	4.1 r	6.8 r
Latvia	941	0.0	0.0 r	0.0 r	0.0 r	0.0 r	0.0 r	0.2	0.0 r	0.1 r	0.0 r	0.0 r	0.0 r
Lithuania	946	0.1	0.0 r	0.1 r	0.0 r	0.0 r	0.0 r	0.1	0.1 r	0.0 r	0.1 r	0.0 r	0.1 r
Luxembourg	137	0.0	0.0 r	0.0 r	0.0 r	0.0 r	0.0 r	0.1	0.0 r	0.1 r	0.0 r	0.0 r	0.0 r
Malta	181	0.0	0.0 r	0.0 r	0.0 r	0.0 r	0.0 r	0.4	....	....	0.2 r	0.1 r	0.0 r
Netherlands	138	3.6	1.0 r	0.7 r	0.8 r	0.7 r	0.7 r	12.8	2.6 r	5.0 r	5.3 r	3.8 r	2.5 r
Portugal	182	0.2	0.1 r	0.0 r	0.1 r	0.2 r	0.1 r	0.4	0.0 r	0.0 r	0.0 r	0.0 r	0.0 r
Slovak Republic	936	0.0	0.0 r	0.0 r	0.0 r	0.0 r	0.0 r	0.6	0.2 r	0.0 r	0.1 r	0.3 r	0.0 r
Slovenia	961	0.3	0.0 r	0.0 r	0.1 r	0.1 r	0.0 r	0.2	0.0 r	0.0 r	0.0 r	0.0 r	0.0 r
Spain	184	3.1	0.9 r	0.8 r	0.4 r	0.8 r	0.6 r	7.7	2.6 r	2.1 r	2.3 r	2.2 r	1.4 r
Australia	193	5.0	1.2 r	1.3 r	1.5 r	1.6 r	1.2 r	35.8	4.9 r	14.0 r	8.4 r	9.5 r	1.9 r
Canada	156	7.0	2.1 r	1.7 r	1.5 r	1.5 r	2.1 r	59.4	19.6 r	13.7 r	3.3 r	3.8 r	4.1 r
China,P.R.: Hong Kong	532	1.4	0.3 r	0.5 r	0.4 r	0.5 r	0.3 r	2.4	0.7 r	0.7 r	0.4 r	0.5 r	0.7 r
Czech Republic	935	0.6	0.1 r	0.2 r	0.1 r	0.3 r	0.3 r	9.5	0.8 r	0.1 r	0.8 r	0.9 r	0.7 r
Denmark	128	2.1	0.7 r	0.7 r	0.4 r	0.5 r	0.7 r	3.3	0.8 r	0.8 r	0.7 r	1.0 r	0.7 r
Iceland	176	0.1	0.1 r	0.0 r	0.0 r	0.0 r	0.0 r	0.0	....	....	....	....	....
Israel	436	2.2	....	....	....	....	....	5.1	2.3 r	1.3 r	0.4 r	9.9 r	1.0 r
Japan	158	8.4	3.0 r	1.4 r	0.9 r	2.0 r	3.0 r	52.4	17.7 r	10.0 r	12.0 r	11.9 r	17.8 r
Korea, Republic of	542	0.6	0.1 r	0.2 r	0.1 r	0.1 r	0.2 r	41.4	9.4 r	6.6 r	8.9 r	10.0 r	13.9 r
New Zealand	196	0.3	0.1 r	0.1 r	0.1 r	0.1 r	0.1 r	11.8	3.3 r	1.2 r	1.9 r	4.3 r	4.1 r
Norway	142	1.8	0.6 r	0.4 r	0.4 r	0.3 r	0.5 r	1.3	0.1 r	0.4 r	0.1 r	0.2 r	0.2 r
San Marino	135	....	....	....	....	....	....	0.0	0.0 r	0.0 r	0.0 r	0.0 r	0.0 r
Singapore	576	1.2	0.3 r	0.3 r	0.6 r	0.3 r	0.3 r	28.7	6.1 r	8.2 r	5.3 r	6.8 r	9.6 r
Sweden	144	1.0	0.3 r	0.2 r	0.1 r	0.3 r	0.2 r	4.9	2.0 r	1.3 r	0.1 r	0.1 r	0.1 r
Switzerland	146	3.1	0.8 r	1.1 r	0.6 r	0.7 r	0.6 r	111.7	19.8 r	30.5 r	12.9 r	31.0 r	3.5 r
Taiwan Prov.of China	528	1.9	0.5 r	0.4 r	0.4 r	0.4 r	0.3 r	21.7	5.4 r	6.2 r	7.7 r	6.1 r	7.5 r
United Kingdom	112	20.7	6.6 r	5.7 r	5.0 r	4.4 r	6.1 r	18.7	4.8 r	3.6 r	3.2 r	5.3 r	4.2 r
United States	111	70.4	20.2 r	18.3 r	17.1 r	16.9 r	21.7 r	96.0	22.9 r	11.8 r	31.5 r	25.4 r	16.9 r
Emerg. & Dev. Economies	200	474.9	102.2	81.5	106.5	112.3	114.0	5,912.1	1,343.8	891.0	1,778.3	2,012.4	1,670.4
Emerg. & Dev. Asia	505	447.9	94.3	75.4	99.4	100.7	101.7	5,294.6	1,201.9	769.3	1,658.9	1,859.6	1,515.8
American Samoa	859	0.1	0.0 r	0.0 r	0.0 r	0.0 r	0.0 r	0.0	0.0 r	0.0 r	0.0 r	0.0 r	0.0 r
Bangladesh	513	6.8	2.0 r	1.7 r	1.5 r	1.8 r	2.1 r	24.8	8.5 r	5.7 r	2.0 r	3.1 r	3.3 r
Bhutan	514	1.5	0.4 r	0.4 r	0.3 r	0.4 r	0.4 r	3.1	0.6 r	0.6 r	0.5 r	0.7 r	0.8 r
Brunei Darussalam	516	0.0	0.0 r	0.0 r	0.0 r	0.0 r	0.0 r	0.0	0.0 r	0.0 r	0.0 r	0.0 r	0.0 r
Cambodia	522	0.1	0.0 r	0.0 r	0.0 r	0.0 r	0.0 r	0.1	0.0 r	0.0 r	0.0 r	0.0 r	0.0 r
China,P.R.: Mainland	924	11.5	2.5 r	2.1 r	2.6 r	3.1 r	3.6 r	920.0	151.8 r	166.4 r	145.8 r	237.4 r	238.8 r
F.T. French Polynesia	887	0.0 e	0.0 e	0.0 e	0.0 e	0.0 e	0.0 e	....	....	....	....	....	....
F.T. New Caledonia	839	0.1	0.0 r	0.0 r	0.0 r	0.0 r	0.0 r	0.0	0.0 r	0.0 r	0.0 r	0.0 r	0.0 r
Guam	829	0.0	0.0 r	0.0 r	0.0 r	0.0 r	0.0 r	0.0	0.0 r	0.0 r	0.0 r	0.0 r	0.0 r
India	534	419.1	86.9 r	69.0 r	92.4 r	92.6 r	92.5 r	4,008.2	968.1 r	545.3 r	1,428.1 r	1,532.1 r	1,187.1 r
Indonesia	536	0.1	....	0.0 r	0.0 r	0.0 r	0.0 r	118.1	19.9 r	11.7 r	14.6 r	25.1 r	28.9 r
Kiribati	826	....	....	....	....	....	....	0.0	0.0 r	0.0 r	0.0 r	0.0 r	0.0 r
Lao People's Dem.Rep	544	0.0	0.0 r	0.0 r	0.0 r	0.0 r	0.0 r	1.5	0.3 r	0.3 r	0.2 r	0.4 r	0.4 r
Malaysia	548	2.9	0.8 r	0.6 r	0.4 r	0.4 r	0.4 r	58.2	14.9 r	11.5 r	27.0 r	16.2 r	12.0 r
Maldives	556	0.0	0.0 r	0.0 r	0.0 r	0.0 r	0.0 r	0.0	0.0 r	0.0 r	0.0 r	0.0 r	0.0 r
Mongolia	948	0.0	0.0 r	0.0 r	0.0 r	0.0 r	0.0 r	0.1	0.0 r	0.0 r	0.0 r	0.0 r	0.0 r
Myanmar	518	0.0	0.0 r	0.0 r	0.0 r	0.0 r	0.0 r	9.9	1.9 r	1.8 r	1.5 r	2.2 r	2.3 r

# Nepal (558)

In Millions of U.S. Dollars

		Exports (FOB)						Imports (CIF)					
		2015	2015Q3	2015Q4	2016Q1	2016Q2	2016Q3	2015	2015Q3	2015Q4	2016Q1	2016Q2	2016Q3
Palau	565	0.0 e	0.0 e	0.0 e	0.0 e	0.0 e	0.0 e	....	....	....	....	....	....
Papua New Guinea	853	0.0	0.0 r	0.0 r	0.0 r	0.0 r	0.0 r	0.2	0.0 r	0.0 r	0.0 r	0.0 r	0.0 r
Philippines	566	0.0	0.0 r	0.0 r	0.0 r	0.0 r	0.0 r	2.6	0.8 r	0.4 r	0.0 r	0.0 r	0.0 r
Solomon Islands	813	....	....	....	....	....	....	0.0	0.0 r	0.0 r	0.0 r	0.0 r	0.0 r
Sri Lanka	524	0.4	....	0.4 r	1.1 r	1.2 r	1.1 r	1.9	0.5 r	0.0 r	0.1 r	0.1 r	0.4 r
Thailand	578	1.7	0.5 r	0.2 r	0.2 r	0.2 r	0.3 r	83.2	22.8 r	13.9 r	28.8 r	27.2 r	25.7 r
Timor-Leste	537	....	....	....	....	....	....	0.0	0.0 r	0.0 r	0.0 r	0.0 r	0.0 r
Tonga	866	0.0 e	0.0 e	0.0 e	0.0 e	0.0 e	0.0 e	....	....	....	....	....	....
Vietnam	582	3.6	1.1 r	0.9 r	0.8 r	0.9 r	1.1 r	42.4	7.8 r	7.7 r	6.8 r	10.2 r	11.0 r
Asia n.s.	598	....	....	....	....	....	....	20.4	4.1 r	4.0 r	3.3 r	4.8 r	5.0 r
<b>Europe</b>	170	<b>13.5</b>	<b>4.2</b>	<b>3.0</b>	<b>4.0</b>	<b>7.7</b>	<b>8.0</b>	<b>124.5</b>	<b>38.9</b>	<b>17.4</b>	<b>16.7</b>	<b>20.2</b>	<b>16.2</b>
<b>Emerg. &amp; Dev. Europe</b>	903	<b>13.2</b>	<b>4.1</b>	<b>2.9</b>	<b>3.9</b>	<b>7.6</b>	<b>7.9</b>	<b>46.9</b>	<b>20.1</b>	<b>8.7</b>	<b>3.9</b>	<b>3.7</b>	<b>3.1</b>
Albania	914	0.1	0.0 r	0.0 r	0.0 r	0.0 r	0.0 r	....	....	....	....	....	....
Bosnia and Herzegovina	963	0.0	0.0 r	0.0 r	0.0 r	0.0 r	0.0 r	0.0	0.0 r	0.0 r	0.0 r	0.0 r	0.0 r
Bulgaria	918	0.0	0.0 r	0.0 r	0.0 r	0.0 r	0.0 r	1.3	0.6 r	0.1 r	0.3 r	0.4 r	1.3 r
Croatia	960	0.1	0.0 r	0.0 r	0.0 r	0.0 r	0.0 r	0.5	0.1 r	....	....	....	....
Faroe Islands	816	0.0	0.0 r	0.0 r	0.0 r	0.0 r	0.0 r	....	....	....	....	....	....
Hungary	944	0.1	0.0 r	0.0 r	0.0 r	0.1 r	0.0 r	0.5	0.1 r	0.1 r	0.1 r	0.1 r	0.2 r
Macedonia, FYR	962	....	....	....	....	....	....	0.0 e	0.0 e	0.0 e	0.0 e	0.0 e	0.0 e
Montenegro	943	0.0 e	0.0 e	0.0 e	....	....	0.0 e	....	....	....	....	....	....
Poland	964	0.1	0.0 r	0.1 r	0.0 r	0.0 r	0.0 r	2.6	0.2 r	0.1 r	0.2 r	0.3 r	0.2 r
Romania	968	0.1	0.0 r	0.0 r	0.0 r	0.0 r	0.0 r	0.9	0.0 r	0.2 r	0.0 r	0.0 r	0.1 r
Serbia, Republic of	942	....	....	....	....	....	....	0.0	0.0 r	0.0 r	0.0 r	0.0 r	....
Turkey	186	12.6	4.0 r	2.8 r	3.8 r	7.4 r	7.8 r	41.0	19.1 r	8.2 r	3.3 r	2.9 r	1.3 r
<b>CIS</b>	901	<b>0.3</b>	<b>0.1</b>	<b>0.0</b>	<b>0.1</b>	<b>0.1</b>	<b>0.1</b>	<b>77.5</b>	<b>18.8</b>	<b>8.7</b>	<b>12.8</b>	<b>16.5</b>	<b>13.1</b>
Belarus	913	0.0	....	0.0 r	0.0 r	0.0 r	0.0 r	3.2	....	....	....	....	....
Georgia	915	0.0	....	....	0.0 r	0.0 r	....	0.1	0.0 r	0.0 r	0.0 r	0.0 r	0.0 r
Kazakhstan	916	0.0	0.0 r	0.0 r	0.0 r	0.0 r	0.0 r	0.0	0.0 r	0.0 r	0.0 r	0.0 r	0.0 r
Kyrgyz Republic	917	0.0	0.0 r	0.0 r	0.0 r	0.0 r	0.0 r	0.0	0.0 r	0.0 r	0.0 r	0.0 r	0.0 r
Moldova	921	....	....	....	....	....	....	0.0	0.0 r	0.0 r	0.0 r	0.0 r	0.0 r
Russian Federation	922	0.2	0.1 r	0.0 r	0.1 r	0.1 r	0.1 r	46.2	1.5 r	1.6 r	0.6 r	0.8 r	1.7 r
Tajikistan	923	0.0	0.0 r	0.0 r	0.0 r	0.0 r	0.0 r	....	....	....	....	....	....
Ukraine	926	0.0	0.0 r	0.0 r	0.0 r	0.0 r	0.0 r	28.2	17.3 r	7.0 r	12.2 r	15.7 r	11.4 r
Europe n.s.	884	....	....	....	....	....	....	0.1	0.0 r	0.0 r	0.0 r	0.0 r	0.0 r
<b>Mid East, N Africa, Pak</b>	440	<b>11.5</b>	<b>3.3</b>	<b>2.8</b>	<b>2.6</b>	<b>3.1</b>	<b>3.8</b>	<b>340.4</b>	<b>63.3</b>	<b>60.9</b>	<b>54.3</b>	<b>80.5</b>	<b>85.9</b>
Afghanistan, I.R. of	512	9.1	2.7 r	2.3 r	2.0 r	2.4 r	2.8 r	0.1	0.0 r	0.0 r	0.0 r	0.0 r	0.0 r
Algeria	612	0.0	0.0 r	0.0 r	0.0 r	0.0 r	0.0 r	0.1	0.0 r	0.0 r	0.0 r	0.0 r	0.0 r
Bahrain, Kingdom of	419	0.1	0.0 r	0.0 r	0.0 r	0.0 r	0.0 r	0.3	0.1 r	0.1 r	0.0 r	0.1 r	0.1 r
Djibouti	611	....	....	....	....	....	....	0.0	0.0 r	0.0 r	0.0 r	0.0 r	0.0 r
Egypt	469	0.0	0.0 r	0.0 r	0.0 r	0.0 r	0.0 r	12.7	1.8 r	0.6 r	0.9 r	1.4 r	1.5 r
Iran, I.R. of	429	....	....	....	....	....	....	0.3	0.1 r	0.1 r	0.1 r	0.1 r	0.1 r
Iraq	433	0.0	0.0 r	0.0 r	0.0 r	0.0 r	0.0 r	0.0	0.0 r	0.0 r	0.0 r	0.0 r	0.0 r
Jordan	439	0.0	0.0 r	0.0 r	0.0 r	....	0.1 r	0.3	0.1 r	0.1 r	0.3 r	0.2 r	0.2 r
Kuwait	443	0.1	0.0 r	0.0 r	0.0 r	0.0 r	0.0 r	0.3	0.1 r	0.1 r	0.0 r	0.1 r	0.1 r
Lebanon	446	0.1	0.0 r	0.0 r	0.0 r	0.0 r	0.1 r	0.3	....	....	....	....	....
Libya	672	0.1	0.0 r	0.0 r	0.0 r	0.0 r	0.0 r	....	....	....	....	....	....
Mauritania	682	....	....	....	....	....	....	0.1	0.0 r	0.0 r	0.0 r	0.0 r	0.0 r
Morocco	686	0.0	0.0 r	0.0 r	0.0 r	0.0 r	0.0 r	0.1	0.0 r	0.0 r	0.0 r	0.0 r	0.0 r
Oman	449	0.0	0.0 r	0.0 r	0.0 r	0.0 r	0.0 r	0.7	0.1 r	0.1 r	0.1 r	0.2 r	0.2 r
Pakistan	564	0.2	0.0 r	0.0 r	0.1 r	0.1 r	0.1 r	3.6	0.7 r	0.7 r	1.1 r	1.1 r	1.1 r
Qatar	453	0.0	0.0 r	0.0 r	0.0 r	0.0 r	0.0 r	3.7	0.7 r	0.7 r	0.6 r	1.0 r	1.1 r
Saudi Arabia	456	0.1	0.0 r	0.0 r	0.0 r	0.0 r	0.0 r	49.9	10.0 r	9.7 r	8.1 r	11.4 r	11.6 r
Somalia	726	0.0	0.0 r	0.0 r	0.0 r	0.0 r	0.0 r	....	....	....	....	....	....
Sudan	732	0.0	0.0 r	0.0 r	0.0 r	0.0 r	0.0 r	1.5	0.4 r	0.4 r	0.4 r	0.4 r	0.4 r
Syrian Arab Republic	463	0.0	0.0 r	0.0 r	0.0 r	0.0 r	0.0 r	....	....	....	....	....	....
Tunisia	744	0.0	0.0 r	0.0 r	0.0 r	0.0 r	0.0 r	0.2	0.1 r	0.1 r	0.1 r	0.1 r	0.1 r
United Arab Emirates	466	1.7	0.4 r	0.4 r	0.4 r	0.5 r	0.6 r	266.3	49.2 r	48.4 r	42.5 r	64.4 r	69.4 r
<b>Sub-Saharan Africa</b>	603	<b>0.6</b>	<b>0.1</b>	<b>0.1</b>	<b>0.1</b>	<b>0.2</b>	<b>0.2</b>	<b>30.4</b>	<b>13.3</b>	<b>8.0</b>	<b>13.3</b>	<b>14.1</b>	<b>14.4</b>
Angola	614	....	....	....	....	....	....	0.1	0.0 r	0.0 r	0.0 r	0.0 r	0.0 r
Benin	638	....	....	....	....	....	....	0.0	0.0 r	0.0 r	0.0 r	0.0 r	0.0 r

# Nepal (558)

In Millions of U.S. Dollars

		Exports (FOB)						Imports (CIF)					
		2015	2015Q3	2015Q4	2016Q1	2016Q2	2016Q3	2015	2015Q3	2015Q4	2016Q1	2016Q2	2016Q3
Botswana	616	....	....	....	....	....	....	0.0	0.0 r	0.0 r	0.0 r	0.0 r	0.0 r
Cabo Verde	624	....	....	....	....	....	....	0.0	0.0 r	0.0 r	0.0 r	0.0 r	0.0 r
Cameroon	622	....	....	....	....	....	....	0.0	0.0 r	0.0 r	0.0 r	0.0 r	0.0 r
Central African Rep.	626	....	....	....	....	....	....	0.0	0.0 r	0.0 r	0.0 r	0.0 r	0.0 r
Chad	628	....	....	....	....	....	....	0.0	0.0 r	0.0 r	0.0 r	0.0 r	0.0 r
Comoros	632	....	....	....	....	....	....	0.0	0.0 r	0.0 r	0.0 r	0.0 r	0.0 r
Congo, Republic of	634	0.0	0.0 r	0.0 r	0.0 r	0.0 r	0.0 r	0.0	0.0 r	0.0 r	0.0 r	0.0 r	0.0 r
Côte d'Ivoire	662	....	....	....	....	....	....	0.0	0.0 r	0.0 r	0.0 r	0.0 r	0.0 r
Eritrea	643	....	....	....	....	....	....	0.0	0.0 r	0.0 r	0.0 r	0.0 r	0.0 r
Ethiopia	644	0.0	0.0 r	0.0 r	0.0 r	0.0 r	0.0 r	....	....	....	....	....	....
Ghana	652	....	....	....	....	....	....	0.1	0.0 r	0.0 r	0.0 r	0.0 r	0.0 r
Guinea	656	....	....	....	....	....	....	0.2	0.0 r	0.0 r	0.0 r	0.0 r	0.0 r
Kenya	664	0.0	0.0 r	0.0 r	0.0 r	0.0 r	0.0 r	0.2	0.0 r	0.0 r	0.0 r	0.0 r	0.1 r
Liberia	668	0.0	0.0 r	0.0 r	0.0 r	0.0 r	0.0 r	0.0	0.0 r	0.0 r	0.0 r	0.0 r	0.0 r
Madagascar	674	....	....	....	....	....	....	0.5	0.1 r	0.1 r	0.1 r	0.1 r	0.1 r
Mali	678	0.1	0.0 r	0.0 r	0.0 r	0.0 r	0.0 r	....	....	....	....	....	....
Mauritius	684	0.0	0.0 r	0.0 r	0.0 r	0.0 r	0.0 r	....	....	....	....	....	....
Mozambique	688	0.0	0.0 r	0.0 r	0.0 r	0.0 r	0.0 r	1.6	0.3 r	0.3 r	0.3 r	0.4 r	0.4 r
Namibia	728	0.0	0.0 r	0.0 r	0.0 r	0.0 r	0.0 r	0.1	0.0 r	0.0 r	0.0 r	0.0 r	0.0 r
Niger	692	0.0	0.0 r	0.0 r	0.0 r	0.0 r	0.0 r	0.0	0.0 r	0.0 r	0.0 r	0.0 r	0.0 r
Nigeria	694	0.0	0.0 r	0.0 r	0.0 r	0.0 r	0.0 r	0.0	0.0 r	0.0 r	0.0 r	0.0 r	0.0 r
Rwanda	714	0.0	0.0 r	0.0 r	0.0 r	0.0 r	0.0 r	....	....	....	....	....	....
São Tomé & Príncipe	716	0.0	0.0 r	0.0 r	0.0 r	0.0 r	0.0 r	0.0	0.0 r	0.0 r	0.0 r	0.0 r	0.0 r
Senegal	722	....	....	....	....	....	....	0.0	0.0 r	0.0 r	0.0 r	0.0 r	0.0 r
Seychelles	718	....	....	....	....	....	....	0.0	0.0 r	0.0 r	0.0 r	0.0 r	0.0 r
Sierra Leone	724	0.0	0.0 r	0.0 r	0.0 r	0.0 r	0.0 r	0.0	0.0 r	0.0 r	0.0 r	0.0 r	0.0 r
South Africa	199	0.4	0.1 r	0.1 r	0.1 r	0.2 r	0.1 r	27.1	12.7 r	7.4 r	12.8 r	13.3 r	13.6 r
Tanzania	738	0.0	0.0 r	0.0 r	0.0 r	0.0 r	0.0 r	0.3	0.0 r	0.0 r	0.0 r	0.1 r	0.1 r
Togo	742	....	....	....	....	....	....	0.0	0.0 r	0.0 r	0.0 r	0.0 r	0.0 r
Uganda	746	0.0	0.0 r	0.0 r	0.0 r	0.0 r	0.0 r	0.1	0.0 r	0.0 r	0.0 r	0.0 r	0.0 r
Zambia	754	0.0	....	0.0 r	....	....	0.0 r	0.0	....	0.0 r	....	....	....
Zimbabwe	698	0.0	0.0 r	0.0 r	0.0 r	0.0 r	0.0 r	....	....	....	....	....	....
<b>Western Hemisphere</b>	<b>205</b>	<b>1.4</b>	<b>0.4</b>	<b>0.2</b>	<b>0.4</b>	<b>0.5</b>	<b>0.3</b>	<b>122.2</b>	<b>26.4</b>	<b>35.4</b>	<b>35.0</b>	<b>38.0</b>	<b>38.1</b>
Anguilla	312	....	....	....	....	....	....	0.0	0.0 r	0.0 r	0.0 r	0.0 r	0.0 r
Antigua and Barbuda	311	0.0	0.0 r	0.0 r	0.0 r	0.0 r	0.0 r	0.0	0.0 r	0.0 r	0.0 r	0.0 r	0.0 r
Argentina	213	....	....	....	....	....	....	71.1	17.8 r	17.8 r	17.8 r	17.8 r	17.8 r
Bahamas, The	313	0.0	0.0 r	0.0 r	0.0 r	0.0 r	0.0 r	0.0	0.0 r	0.0 r	0.0 r	0.0 r	0.0 r
Barbados	316	....	....	....	....	....	....	0.0	0.0 r	0.0 r	0.0 r	0.0 r	0.0 r
Belize	339	....	....	....	....	....	....	0.0	0.0 r	0.0 r	0.0 r	0.0 r	0.0 r
Bermuda	319	0.0	0.0 r	0.0 r	0.0 r	0.0 r	0.0 r	....	....	....	....	....	....
Bolivia	218	0.0	0.0 r	0.0 r	....	....	....	0.0	0.0 r	0.0 r	0.0 r	0.0 r	0.0 r
Brazil	223	0.9	0.2 r	0.0 r	0.2 r	0.2 r	0.2 r	19.1	2.5 r	11.4 r	11.3 r	12.0 r	11.5 r
Chile	228	0.1	0.0 r	0.0 r	0.0 r	0.0 r	0.0 r	0.6	0.2 r	0.2 r	0.3 r	0.2 r	0.3 r
Colombia	233	0.0	....	0.0 r	0.0 r	0.0 r	0.0 r	0.1	0.0 r	0.1 r	....	....	....
Costa Rica	238	0.0	0.0 r	0.0 r	0.0 r	0.0 r	0.0 r	0.1	0.0 r	0.0 r	0.0 r	0.0 r	0.0 r
Dominican Republic	243	....	....	....	....	....	....	0.2	0.0 r	0.0 r	0.0 r	0.1 r	0.1 r
Ecuador	248	0.0	0.0 r	0.0 r	0.0 r	0.0 r	0.0 r	0.1	....	0.1 r	0.4 r	0.4 r	0.4 r
El Salvador	253	....	....	....	0.1 r	0.2 r	....	0.0	0.0 r	0.0 r	0.0 r	0.0 r	0.0 r
Guatemala	258	....	....	....	....	....	....	2.3	0.4 r	0.4 r	0.4 r	0.6 r	0.6 r
Haiti	263	0.0	0.0 r	0.0 r	0.0 r	0.0 r	0.0 r	0.0	0.0 r	0.0 r	0.0 r	0.0 r	0.0 r
Honduras	268	....	....	....	....	....	....	0.0	0.0 r	0.0 r	0.0 r	0.0 r	0.0 r
Jamaica	343	0.0	0.0 r	0.0 r	0.0 r	0.0 r	0.0 r	0.0	0.0 r	0.0 r	0.0 r	0.0 r	0.0 r
Mexico	273	0.3	0.1 r	0.1 r	0.1 r	0.1 r	0.1 r	1.7	0.4 r	0.4 r	0.4 r	0.4 r	0.4 r
Nicaragua	278	....	....	....	....	....	....	0.1	0.0 r	0.0 r	0.0 r	0.0 r	0.0 r
Panama	283	....	....	....	....	....	....	0.0	0.0 r	0.0 r	0.0 r	0.0 r	0.0 r
Paraguay	288	0.0	0.0 r	0.0 r	0.0 r	0.0 r	0.0 r	25.5	4.7 r	4.6 r	4.1 r	6.2 r	6.6 r
Peru	293	0.0	0.0 r	0.0 r	0.0 r	0.0 r	0.0 r	0.4	0.1 r	0.1 r	0.1 r	0.1 r	0.1 r
St. Kitts and Nevis	361	....	....	....	....	....	....	0.0	0.0 r	0.0 r	0.0 r	0.0 r	0.0 r
St. Vincent & Grens.	364	....	....	....	....	....	....	0.0	0.0 r	0.0 r	0.0 r	0.0 r	0.0 r
Suriname	366	....	....	....	....	....	....	0.0	0.0 r	0.0 r	0.0 r	0.0 r	0.0 r

# Nepal (558)

In Millions of U.S. Dollars

		Exports (FOB)						Imports (CIF)					
		2015	2015Q3	2015Q4	2016Q1	2016Q2	2016Q3	2015	2015Q3	2015Q4	2016Q1	2016Q2	2016Q3
Trinidad and Tobago	369	....	....	....	....	....	....	0.0	0.0 r	0.0 r	0.0 r	0.0 r	0.0 r
Uruguay	298	0.0	0.0 r	0.0 r	0.0 r	0.0 r	0.0 r	0.7	0.2 r	0.2 r	0.2 r	0.2 r	0.2 r
Venezuela, Rep. Bol.	299	0.0	0.0 r	0.0 r	0.0 r	0.0 r	0.0 r	....	....	....	....	....	....
Western Hem. n.s.	399	....	....	....	....	....	....	0.1	0.0 r	0.0 r	0.0 r	0.0 r	0.0 r
<b>Other Countries n.i.e</b>	910	....	....	....	....	....	....	<b>0.0</b>	<b>0.0</b>	<b>0.0</b>	<b>0.0</b>	<b>0.0</b>	<b>0.0</b>
Cuba	928	....	....	....	....	....	....	0.0	0.0 r	0.0 r	0.0 r	0.0 r	0.0 r
<b>Countries &amp; Areas n.s.</b>	898	<b>18.6</b>	<b>5.5 r</b>	<b>4.6 r</b>	<b>4.2 r</b>	<b>4.9 r</b>	<b>5.6 r</b>	....	....	....	....	....	....
<b>Memorandum Items</b>													
Africa	605	0.7	0.1	0.2	0.2	0.2	0.2	32.3	13.8	8.5	13.8	14.6	14.9
Middle East	405	2.2	0.6	0.5	0.5	0.6	0.9	334.8	62.1	59.8	52.7	78.8	84.2
European Union	998	82.9	24.5	21.7	17.5	20.3	22.0	259.9	54.7	43.6	45.4	58.3	56.8
Export earnings: fuel	080	2.4	0.6	0.5	0.6	0.7	0.9	368.2	61.8	60.9	52.5	78.5	84.7
Export earnings: nonfuel	092	676.8	160.7	132.9	151.1	161.1	171.1	6,265.6	1,447.9	977.7	1,863.4	2,111.0	1,722.0

# Netherlands (138)

In Millions of U.S. Dollars

		Exports (FOB)						Imports (CIF)					
		2015	2015Q3	2015Q4	2016Q1	2016Q2	2016Q3	2015	2015Q3	2015Q4	2016Q1	2016Q2	2016Q3
IFS World		471,091.8	116,633.6	117,647.4	147,422.7	121,729.6	118,606.9	424,882.8	105,180.0	106,779.4	100,543.8	107,418.6	104,177.7
World	001	569,555.1	139,347.0	143,611.3	135,248.1	142,951.5	140,751.2	512,933.2	125,709.1	129,255.7	119,578.9	126,715.7	125,726.8
Advanced Economies	110	468,186.2	114,007.4	117,887.2	112,209.2	116,270.1	116,016.4	324,178.9	79,689.9	81,902.7	77,708.5	82,724.8	78,520.0
Euro Area	163	324,496.0	79,462.8	81,002.6	77,620.3	80,191.6	78,676.9	176,996.7	43,697.5	44,857.7	42,569.2	45,849.7	44,146.8
Austria	122	7,164.5	1,768.5	1,728.5	1,725.8	1,788.4	1,854.9	2,585.2	617.0	629.8	637.8	663.6	636.4
Belgium	124	63,424.6	15,575.6	15,486.4	14,430.9	15,549.1	14,759.0	42,628.3	10,411.2	10,929.1	9,934.0	11,063.2	10,547.6
Cyprus	423	425.3	112.3	101.1	98.6	109.0	103.3	72.1	15.4	23.9	16.6	20.7	15.9
Estonia	939	867.7	200.7	206.6	229.2	243.9	227.3	314.9	80.0	79.2	64.4	69.5	69.0
Finland	172	5,794.5	1,358.6	1,414.9	1,328.0	1,365.7	1,383.1	4,094.3	963.7	1,014.0	994.2	972.4	941.0
France	132	47,911.7	11,632.0	12,583.3	12,083.8	12,201.1	11,991.6	19,299.8	4,723.9	4,774.2	4,291.4	4,556.3	4,451.6
Germany	134	139,649.1	34,724.8	34,234.1	33,513.1	33,931.9	33,962.1	75,606.8	19,021.2	18,769.3	18,412.1	19,746.3	19,291.2
Greece	174	2,606.1	598.3	662.1	624.1	722.8	697.9	510.2	137.4	125.1	137.1	159.2	145.1
Ireland	178	4,619.8	1,080.3	1,204.5	1,215.7	1,206.0	1,114.0	6,247.9	1,563.9	1,786.1	1,615.1	1,732.1	1,630.4
Italy	136	24,019.2	5,477.3	6,219.9	5,798.6	5,803.1	5,677.7	10,269.6	2,477.5	2,660.6	2,532.0	2,783.4	2,582.4
Latvia	941	580.3	150.0	150.8	154.5	173.3	150.1	421.1	124.9	104.0	94.2	134.9	126.1
Lithuania	946	1,150.1	281.1	296.7	283.1	295.5	279.5	1,130.2	291.8	258.0	230.9	198.0	216.2
Luxembourg	137	1,466.3	342.9	343.7	324.6	348.2	341.8	896.1	242.0	242.5	253.5	272.5	299.0
Malta	181	365.6	102.8	115.4	76.0	94.4	111.3	57.1	17.7	11.5	16.0	15.8	40.5
Portugal	182	4,025.9	1,007.1	955.3	957.3	1,018.1	984.4	2,092.2	514.0	526.4	549.8	461.4	499.6
Slovak Republic	936	2,142.5	531.8	545.4	470.0	531.8	525.7	1,740.1	388.6	528.1	423.6	502.4	525.0
Slovenia	961	924.9	231.9	241.3	245.7	263.2	272.9	449.6	104.4	115.3	117.3	126.8	121.2
Spain	184	17,357.8	4,286.9	4,512.6	4,061.3	4,546.0	4,240.2	8,581.2	2,002.9	2,280.6	2,249.3	2,371.2	2,008.7
Australia	193	2,575.7	702.4	641.5	586.1	648.9	701.4	1,652.9	358.8	448.4	416.6	360.4	410.2
Canada	156	3,360.6	954.7	710.2	582.2	1,010.2	966.3	2,704.5	589.4	663.3	536.5	528.3	567.6
China,P.R.: Hong Kong	532	2,654.9	575.8	672.7	611.1	591.5	642.1	5,957.2	1,533.5	1,856.6	1,383.0	1,398.0	1,545.0
China,P.R.: Macao	546	31.5	5.7	8.4	7.1	3.7	4.4	8.0	1.5	2.1	1.8	1.9	1.4
Czech Republic	935	9,164.0	2,347.7	2,451.2	2,314.6	2,386.7	2,371.8	5,900.6	1,433.7	1,566.2	1,421.5	1,479.3	1,375.3
Denmark	128	7,674.3	1,836.7	2,023.2	1,875.9	1,869.6	1,873.5	4,274.2	1,078.5	1,104.8	943.1	957.1	955.4
Iceland	176	559.5	135.5	149.1	147.4	166.9	159.9	2,299.3	527.7	491.6	513.3	487.9	443.7
Israel	436	2,005.0	479.0	585.6	511.7	581.6	622.8	4,922.1	901.6	1,024.7	1,305.9	1,346.9	1,157.3
Japan	158	3,956.7	971.0	1,080.7	873.4	886.0	1,043.0	11,608.5	2,742.9	2,896.1	2,829.3	2,847.6	2,622.4
Korea, Republic of	542	4,720.3	1,075.3	1,394.0	1,233.8	1,134.9	1,095.4	3,953.5	1,118.7	1,012.2	1,051.4	1,087.6	1,190.0
New Zealand	196	413.2	117.9	109.2	105.5	118.7	128.4	560.3	141.5	121.4	142.7	200.5	142.2
Norway	142	4,709.8	1,123.6	1,089.6	1,102.5	1,184.4	1,122.4	16,492.0	4,574.9	3,429.6	2,897.4	3,169.1	2,756.7
San Marino	135	29.4	6.9	4.7	7.3	4.7	5.0	2.1	0.4	0.5	0.4	0.6	1.1
Singapore	576	4,689.7	1,000.0	1,118.7	1,434.8	1,382.1	1,312.6	4,712.4	1,233.5	1,307.9	1,153.6	1,325.9	1,232.4
Sweden	144	12,839.0	3,046.4	3,578.2	3,056.6	2,977.0	3,139.2	7,853.2	1,801.5	2,091.9	2,070.0	1,989.8	1,713.4
Switzerland	146	7,201.2	1,702.0	1,924.2	1,740.2	1,769.6	1,757.1	2,978.4	794.9	773.9	859.3	821.5	911.3
Taiwan Prov.of China	528	3,124.6	763.0	642.0	765.6	997.8	1,432.8	4,285.8	1,140.0	1,113.2	1,079.3	1,119.6	1,092.5
United Kingdom	112	53,043.4	12,592.0	13,429.4	13,204.9	13,223.4	13,547.6	26,155.9	6,714.7	6,671.4	6,520.3	6,745.5	6,905.6
United States	111	20,937.0	5,109.0	5,271.9	4,428.2	5,140.1	5,413.6	40,861.3	9,304.8	10,469.2	10,013.7	11,007.6	9,349.8
Vatican	187	0.6	0.1	0.2	0.2	0.7	0.1	0.0	....	....	....	....	0.0
Emerg. & Dev. Economies	200	93,995.1	23,345.1	24,382.2	21,803.4	24,085.2	22,957.6	186,046.7	45,330.5	46,840.2	41,326.8	43,392.9	46,236.4
Emerg. & Dev. Asia	505	18,050.1	4,522.8	4,971.5	4,706.8	4,941.2	4,818.8	99,961.1	24,508.9	27,182.9	23,326.5	22,077.6	24,820.4
American Samoa	859	0.1	0.0	0.0	0.1	....	0.0	0.0	....	....	....	0.0	4.5
Bangladesh	513	205.4	44.5	55.4	56.7	49.9	56.7	2,219.4	622.3	484.2	608.8	590.5	717.6
Bhutan	514	1.3	0.1	0.9	0.1	0.2	0.1	3.5	1.3	0.6	0.6	0.1	0.4
Brunei Darussalam	516	33.9	12.7	5.6	6.3	6.4	13.7	0.2	0.1	0.0	0.8	0.1	0.1
Cambodia	522	30.9	7.6	6.7	5.0	6.0	6.5	531.9	165.9	132.2	142.1	123.2	200.2
China,P.R.: Mainland	924	10,587.0	2,683.9	2,932.7	2,767.8	2,899.7	2,850.7	74,158.3	17,937.9	20,878.6	16,687.7	15,226.2	18,039.9
Fiji	819	3.9	0.7	0.9	1.2	2.0	1.7	4.0	1.3	1.2	1.0	0.7	10.4
F.T. French Polynesia	887	14.1	4.1	3.8	3.7	3.5	4.7	1.2	0.5	0.4	0.2	0.2	0.2
F.T. New Caledonia	839	15.8	3.3	3.6	3.4	4.0	3.9	1.0	0.2	0.4	0.4	0.3	1.1
Guam	829	4.0	0.9	0.6	1.3	1.7	0.8	0.0	0.0	0.0	0.0	0.0	0.0
India	534	2,197.1	507.4	558.2	493.9	530.5	521.3	4,091.6	973.1	895.6	1,150.9	990.6	875.9
Indonesia	536	821.2	198.1	247.3	238.8	291.5	234.8	3,465.2	806.0	821.3	788.1	846.6	825.8
Kiribati	826	0.5	0.1	0.0	0.1	0.0	0.1	0.0	....	....	....	....	....
Lao People's Dem.Rep	544	3.5	1.0	1.6	0.6	0.9	1.6	24.4	6.3	4.4	5.5	3.9	5.2
Malaysia	548	1,260.5	314.9	351.1	399.9	330.7	308.2	5,670.4	1,444.8	1,435.4	1,287.9	1,456.9	1,447.6
Maldives	556	12.7	2.5	3.1	3.1	4.0	3.5	6.5	1.4	1.7	1.3	1.1	0.3

# Netherlands (138)

In Millions of U.S. Dollars

		Exports (FOB)						Imports (CIF)					
		2015	2015Q3	2015Q4	2016Q1	2016Q2	2016Q3	2015	2015Q3	2015Q4	2016Q1	2016Q2	2016Q3
Marshall Islands	867	0.4	0.3	0.0	0.1	0.2	0.3	0.3	0.0	0.0	0.4	0.5	11.8
Micronesia	868	0.1	0.0	0.0	0.0	0.0	0.0	0.0	0.0	....	0.0	0.0	....
Mongolia	948	14.4	4.8	3.6	2.2	3.5	7.0	0.9	0.1	0.7	0.0	0.0	0.0
Myanmar	518	21.1	4.0	6.5	8.2	8.4	5.7	84.3	27.2	23.0	23.9	32.9	46.4
Nauru	836	0.0	0.0	....	....	....	....	0.0	....	0.0	0.0	....	....
Nepal	558	16.0	3.2	5.8	6.2	4.5	3.1	5.3	1.5	1.0	1.3	1.1	1.1
Palau	565	0.0	0.0	0.0	0.0	0.0	0.0	0.0	....	....	0.0	....	....
Papua New Guinea	853	21.8	2.3	5.7	3.2	3.4	1.8	80.6	23.1	19.4	20.2	65.7	63.2
Philippines	566	510.6	131.4	136.9	143.0	163.8	171.5	2,117.6	582.6	531.3	512.5	598.9	401.0
Samoa	862	0.1	0.0	0.0	0.0	0.0	0.1	0.0	....	....	....	0.0	0.0
Solomon Islands	813	1.6	0.3	0.3	0.3	0.2	0.1	6.7	2.7	1.9	0.4	4.0	0.9
Sri Lanka	524	129.9	39.2	55.5	36.5	39.6	27.9	183.3	44.9	44.3	49.5	49.1	52.1
Thailand	578	1,221.6	301.8	330.3	316.6	301.6	320.7	3,798.2	944.9	971.4	1,015.3	1,013.3	980.1
Timor-Leste	537	2.0	0.3	0.7	0.3	0.1	0.3	0.6	0.0	0.6	0.0	....	0.0
Tonga	866	0.1	0.0	0.0	0.0	15.9	0.0	0.1	0.0	0.0	....	0.0	....
Tuvalu	869	0.1	0.1	....	....	....	0.0	....	....	....	....	....	....
Vanuatu	846	0.3	0.1	0.1	0.2	0.1	0.0	0.4	0.2	0.2	0.0	0.2	0.2
Vietnam	582	911.8	251.8	252.7	207.0	266.8	270.6	3,504.7	920.4	933.1	1,027.6	1,071.0	1,134.4
Asia n.s.	598	6.4	1.8	1.6	1.1	2.1	1.3	0.5	0.1	0.0	0.1	0.3	0.0
<b>Europe</b>	170	<b>37,499.8</b>	<b>9,342.4</b>	<b>9,954.7</b>	<b>9,143.1</b>	<b>9,890.3</b>	<b>9,385.6</b>	<b>40,076.3</b>	<b>9,802.3</b>	<b>9,199.4</b>	<b>9,264.6</b>	<b>10,282.1</b>	<b>9,961.2</b>
<b>Emerg. &amp; Dev. Europe</b>	903	<b>30,103.2</b>	<b>7,296.6</b>	<b>7,924.6</b>	<b>7,528.5</b>	<b>8,072.3</b>	<b>7,568.3</b>	<b>18,124.6</b>	<b>4,478.3</b>	<b>4,814.7</b>	<b>4,535.9</b>	<b>4,620.4</b>	<b>4,685.2</b>
Albania	914	59.2	12.6	18.6	11.3	21.7	15.5	13.6	4.0	1.6	3.4	2.7	2.4
Bosnia and Herzegovina	963	160.6	38.4	42.8	40.5	40.4	45.0	70.0	18.0	21.5	23.2	23.6	25.3
Bulgaria	918	1,163.1	280.5	282.6	300.3	294.2	288.9	623.0	132.1	166.8	142.4	155.3	184.4
Croatia	960	716.3	177.4	185.9	176.7	205.3	192.3	201.5	51.0	49.6	61.9	84.2	145.1
Faroe Islands	816	48.0	11.8	6.0	4.5	4.4	5.1	77.4	23.9	16.9	13.1	14.6	18.5
Gibraltar	823	528.2	41.0	152.1	191.1	233.1	112.5	2.3	0.4	0.6	1.4	25.9	9.6
Hungary	944	4,512.5	1,149.4	1,185.9	1,172.8	1,215.9	1,136.3	2,710.9	606.1	770.9	543.3	632.6	658.4
Kosovo	967	25.7	5.1	6.4	7.1	7.3	5.4	10.0	2.4	3.3	3.3	3.3	2.7
Macedonia, FYR	962	92.2	21.0	24.7	26.9	30.0	27.2	59.0	15.1	13.8	16.1	15.3	19.7
Montenegro	943	40.1	9.8	11.5	12.8	10.8	10.6	2.2	0.4	0.3	0.6	0.5	0.6
Poland	964	13,193.7	3,300.9	3,422.2	3,284.7	3,415.2	3,395.1	8,714.3	2,200.6	2,203.9	2,193.8	2,215.1	2,189.3
Romania	968	2,693.6	679.2	729.0	739.8	851.0	741.8	1,642.8	453.1	462.8	325.7	315.1	364.8
Serbia, Republic of	942	514.2	180.9	111.1	108.8	121.8	114.3	118.0	22.2	31.3	35.0	40.6	48.7
Turkey	186	6,355.7	1,388.6	1,745.9	1,451.2	1,621.1	1,478.1	3,879.7	949.0	1,071.4	1,172.6	1,091.6	1,015.7
<b>CIS</b>	901	<b>7,378.4</b>	<b>2,040.8</b>	<b>2,025.8</b>	<b>1,610.2</b>	<b>1,815.0</b>	<b>1,812.7</b>	<b>21,951.0</b>	<b>5,323.8</b>	<b>4,384.6</b>	<b>4,728.4</b>	<b>5,661.7</b>	<b>5,275.8</b>
Armenia	911	34.6	8.3	10.4	8.2	8.1	8.5	42.0	11.0	7.3	9.3	11.3	12.2
Azerbaijan, Rep. of	912	211.0	49.2	45.9	34.0	34.5	30.5	41.3	0.5	0.9	0.9	1.0	1.3
Belarus	913	235.7	56.4	60.0	50.6	50.5	49.9	143.9	28.4	34.4	51.3	39.5	44.9
Georgia	915	103.4	30.3	30.0	25.1	26.5	46.9	41.7	8.6	10.9	12.9	16.1	13.6
Kazakhstan	916	459.0	127.1	98.6	114.0	132.3	90.3	225.1	62.4	46.6	55.9	95.0	53.4
Kyrgyz Republic	917	28.9	5.0	5.6	4.4	5.7	3.7	1.7	0.3	0.5	0.8	1.1	1.0
Moldova	921	67.2	14.1	21.4	16.4	19.4	17.1	28.4	3.2	5.6	5.1	4.7	3.7
Russian Federation	922	5,325.2	1,522.0	1,472.7	1,147.6	1,301.4	1,301.3	20,375.5	5,002.6	3,984.4	4,346.9	5,272.0	4,920.6
Tajikistan	923	10.2	2.3	2.6	2.0	3.0	2.8	3.9	0.2	1.4	0.4	0.3	0.3
Turkmenistan	925	77.3	22.6	26.4	6.4	10.4	14.4	2.7	1.8	0.6	0.1	0.6	0.1
Ukraine	926	733.0	185.0	227.9	184.5	199.3	227.2	1,041.1	203.9	291.2	243.9	217.9	223.8
Uzbekistan	927	92.6	18.5	24.3	17.0	23.9	20.1	3.8	0.9	0.7	1.0	2.2	0.9
Europe n.s.	884	18.2	5.0	4.4	4.4	3.0	4.6	0.7	0.1	0.1	0.3	0.1	0.2
<b>Mid East, N Africa, Pak</b>	440	<b>15,734.2</b>	<b>3,673.3</b>	<b>4,149.5</b>	<b>3,558.9</b>	<b>3,725.8</b>	<b>3,503.0</b>	<b>13,308.6</b>	<b>3,027.1</b>	<b>2,927.6</b>	<b>2,414.8</b>	<b>3,179.1</b>	<b>3,477.7</b>
Afghanistan, I.R. of	512	50.3	10.9	13.6	9.0	9.9	9.2	1.1	0.3	0.3	0.3	0.1	0.1
Algeria	612	1,248.7	321.7	339.2	195.1	229.6	277.9	1,314.6	239.8	338.5	141.7	252.8	268.4
Bahrain, Kingdom of	419	174.4	41.9	48.1	50.4	41.6	49.5	166.3	15.6	62.4	19.7	23.5	36.1
Djibouti	611	32.4	8.4	8.4	10.2	10.8	8.1	2.9	0.5	1.2	1.3	0.7	0.8
Egypt	469	1,597.0	393.1	424.8	344.0	421.0	328.1	357.2	59.1	55.8	95.3	132.0	63.0
Iran, I.R. of	429	520.1	148.5	156.0	202.9	203.3	196.7	41.6	8.1	10.0	18.0	193.2	305.5
Iraq	433	325.5	63.8	91.6	74.0	86.9	94.5	1,867.5	414.9	400.6	321.2	370.2	514.5
Jordan	439	389.5	97.1	96.0	78.5	97.0	86.3	55.6	9.4	17.1	11.9	14.5	10.8
Kuwait	443	704.5	152.2	228.5	170.5	148.2	130.6	2,250.1	650.7	550.4	296.5	151.8	328.0
Lebanon	446	349.0	91.7	95.4	89.7	96.2	91.6	52.6	17.1	13.7	16.8	19.0	18.4

# Netherlands (138)

In Millions of U.S. Dollars

		Exports (FOB)						Imports (CIF)					
		2015	2015Q3	2015Q4	2016Q1	2016Q2	2016Q3	2015	2015Q3	2015Q4	2016Q1	2016Q2	2016Q3
Libya	672	217.9	51.3	69.4	78.8	30.9	33.5	644.3	162.2	156.3	63.4	86.0	62.4
Mauritania	682	112.0	29.7	32.6	34.3	18.1	18.1	51.8	1.6	10.8	11.3	15.3	8.9
Morocco	686	966.5	223.4	235.1	230.1	284.9	303.8	522.3	89.3	126.3	132.4	117.4	76.8
Oman	449	400.1	92.0	136.2	67.8	95.4	128.5	170.3	51.5	24.7	19.0	12.4	18.8
Pakistan	564	421.0	96.0	109.0	102.7	122.4	100.1	584.1	164.1	126.5	154.5	157.1	160.4
Qatar	453	509.5	130.9	136.9	119.6	135.4	100.0	630.3	82.8	128.1	87.4	181.3	89.5
Saudi Arabia	456	3,380.3	702.3	813.2	742.8	674.6	607.4	3,030.5	614.7	587.8	552.4	870.4	1,067.2
Somalia	726	9.6	2.7	2.9	2.7	3.3	3.2	0.0	....	0.0	....	....	0.0
Sudan	732	93.3	17.3	31.5	15.4	17.3	23.6	50.3	32.9	8.5	3.4	7.4	10.5
Syrian Arab Republic	463	43.5	6.9	19.0	10.3	9.6	6.2	5.9	2.2	1.3	1.8	1.6	1.3
Tunisia	744	304.5	57.6	93.4	72.0	109.8	68.4	198.1	46.1	37.7	58.4	41.4	33.9
United Arab Emirates	466	3,611.3	913.2	946.9	834.9	857.4	818.8	1,305.7	363.5	269.1	406.9	529.2	400.3
West Bank and Gaza	487	23.7	5.8	4.9	5.4	7.2	5.6	3.7	....	....	1.0	0.9	1.0
Yemen, Republic of	474	249.5	14.5	17.1	17.9	15.2	13.3	2.0	0.8	0.4	0.1	1.0	1.2
<b>Sub-Saharan Africa</b>	<b>603</b>	<b>11,509.8</b>	<b>2,824.2</b>	<b>2,859.7</b>	<b>2,101.0</b>	<b>2,527.2</b>	<b>2,363.6</b>	<b>14,022.2</b>	<b>3,204.8</b>	<b>3,136.2</b>	<b>2,019.7</b>	<b>2,826.9</b>	<b>2,790.5</b>
Angola	614	274.3	74.3	56.8	45.2	36.0	47.9	903.5	147.7	211.2	52.5	50.0	158.4
Benin	638	139.9	33.9	24.5	30.0	25.9	14.8	4.8	1.1	0.6	1.5	1.1	0.9
Botswana	616	12.6	4.0	5.2	1.1	1.6	6.3	2.7	1.4	0.5	0.8	1.1	1.0
Burkina Faso	748	80.6	29.2	20.9	18.5	11.4	11.5	9.2	1.9	1.6	1.6	5.3	4.3
Burundi	618	14.0	2.5	2.5	1.1	1.4	2.8	0.1	0.0	0.0	0.0	0.0	0.0
Cabo Verde	624	89.1	15.7	14.1	8.2	8.1	6.5	0.5	0.1	0.1	0.0	0.0	0.1
Cameroon	622	128.7	22.3	25.5	26.2	30.5	36.1	378.4	40.7	44.8	50.5	139.4	126.1
Central African Rep.	626	11.0	2.8	2.3	4.0	1.8	3.1	0.0	0.0	0.0	....	....	0.0
Chad	628	33.4	3.4	7.2	2.9	2.7	3.2	14.9	13.3	1.6	15.1	0.0	0.0
Comoros	632	2.9	0.7	0.6	0.6	0.9	0.7	2.1	0.5	0.5	0.6	0.4	0.3
Congo, Dem. Rep. of	636	105.8	31.0	22.5	20.9	25.9	16.7	65.6	19.7	16.8	1.7	11.4	9.0
Congo, Republic of	634	121.2	39.2	19.4	16.1	18.3	19.5	33.9	0.9	0.6	7.6	11.7	42.1
Côte d'Ivoire	662	249.4	57.9	63.4	39.7	51.0	43.8	1,381.9	328.1	450.7	234.5	398.1	308.0
Equatorial Guinea	642	299.9	12.3	257.8	12.0	10.7	10.5	476.7	46.4	111.9	72.7	52.1	75.7
Eritrea	643	4.5	1.4	0.8	0.7	3.9	0.4	0.0	0.0	0.0	0.0	0.0	0.0
Ethiopia	644	92.0	24.3	22.0	27.6	22.2	28.7	285.1	98.6	77.1	112.8	77.4	77.9
Gabon	646	124.5	35.1	22.7	17.9	13.3	15.6	354.2	58.8	176.5	17.4	71.6	54.3
Gambia, The	648	46.4	20.1	9.4	7.5	7.4	10.1	1.6	0.3	0.2	0.6	0.6	0.3
Ghana	652	896.0	145.8	148.1	110.8	190.9	125.3	720.0	155.3	167.5	87.8	272.5	325.2
Guinea	656	338.8	90.8	96.7	68.3	114.7	108.6	22.4	4.8	3.9	5.0	4.9	14.4
Guinea-Bissau	654	9.3	2.9	2.1	2.6	1.9	3.4	0.6	0.2	....	0.0	....	0.2
Kenya	664	332.8	61.0	65.3	56.9	69.7	81.9	503.5	108.9	121.1	138.0	141.2	111.9
Lesotho	666	1.4	0.2	0.2	0.5	0.3	0.3	0.2	0.0	0.0	0.0	0.0	0.2
Liberia	668	46.3	7.9	11.0	8.7	8.4	6.4	34.9	13.4	12.1	13.1	38.4	29.2
Madagascar	674	22.8	6.6	4.9	5.1	7.1	7.3	138.8	31.5	32.2	16.8	26.9	31.1
Malawi	676	7.6	2.0	1.4	1.5	2.1	2.5	13.9	3.1	2.3	2.8	4.6	4.6
Mali	678	85.1	23.8	26.7	26.4	22.3	30.3	11.3	1.6	1.2	0.7	6.8	1.3
Mauritius	684	49.7	12.9	14.2	17.4	14.7	12.3	72.4	21.6	18.5	12.6	15.7	21.0
Mozambique	688	39.6	8.3	11.0	6.1	10.5	22.7	169.6	43.7	58.4	27.5	79.3	94.6
Namibia	728	31.3	7.0	6.5	11.5	5.1	8.9	140.4	25.2	46.0	39.0	34.4	22.5
Niger	692	33.8	8.8	6.9	5.4	4.2	4.1	0.1	0.0	0.0	0.0	0.0	0.0
Nigeria	694	3,284.1	872.7	687.3	634.5	733.1	639.7	5,401.5	1,319.2	967.5	395.7	737.3	526.6
Rwanda	714	26.5	4.7	7.5	5.9	7.0	4.9	1.1	0.3	0.6	0.2	0.1	0.2
São Tomé & Príncipe	716	2.5	0.8	0.8	0.5	0.6	0.4	3.8	0.5	1.5	1.7	0.4	1.2
Senegal	722	385.0	106.4	130.9	97.1	71.1	76.3	40.8	10.6	4.9	15.9	9.2	11.7
Seychelles	718	15.5	5.5	4.1	4.4	5.7	4.9	9.8	2.2	2.0	6.1	5.6	4.8
Sierra Leone	724	60.9	14.1	13.2	10.1	10.2	8.4	30.8	4.9	9.6	3.6	8.9	16.4
South Africa	199	2,591.1	662.7	694.0	597.5	556.9	587.2	2,455.3	601.5	520.3	620.2	523.7	627.3
South Sudan, Rep. of	733	23.2	4.7	4.3	3.7	1.9	1.6	0.1	0.0	0.0	0.0	0.0	0.0
Swaziland	734	2.7	0.9	0.8	1.1	0.6	0.8	11.1	4.3	2.6	1.0	2.3	5.9
Tanzania	738	136.0	48.6	30.8	30.4	24.8	31.8	73.1	18.4	16.8	16.7	15.2	18.6
Togo	742	1,134.3	285.4	278.1	86.9	350.3	282.3	28.3	10.6	2.3	8.9	23.7	0.9
Uganda	746	61.6	11.9	24.0	16.0	23.5	16.7	109.3	24.8	21.9	21.3	34.0	26.1
Zambia	754	45.1	10.4	8.6	8.9	12.2	13.3	37.4	8.9	9.5	5.7	8.1	8.0
Zimbabwe	698	15.6	6.5	2.8	2.3	4.6	3.2	76.4	29.9	18.0	9.2	13.3	28.3



# Netherlands (138)

In Millions of U.S. Dollars

		Exports (FOB)						Imports (CIF)					
		2015	2015Q3	2015Q4	2016Q1	2016Q2	2016Q3	2015	2015Q3	2015Q4	2016Q1	2016Q2	2016Q3
Africa n.s.	799	0.9	0.9	0.0	0.0	0.0	....	0.5	0.0	0.5	0.0	0.0	....
<b>Western Hemisphere</b>	<b>205</b>	<b>11,201.2</b>	<b>2,982.4</b>	<b>2,446.6</b>	<b>2,293.5</b>	<b>3,000.7</b>	<b>2,886.7</b>	<b>18,678.5</b>	<b>4,787.5</b>	<b>4,394.3</b>	<b>4,301.3</b>	<b>5,027.2</b>	<b>5,186.5</b>
Anguilla	312	1.7	0.5	0.4	0.2	0.2	0.5	0.0	0.0	....	....	....	....
Antigua and Barbuda	311	9.1	2.6	2.3	1.6	28.8	4.6	0.4	0.0	0.0	0.1	0.1	0.1
Argentina	213	778.2	203.7	174.4	180.9	287.5	176.1	1,592.3	515.9	351.3	320.4	399.0	428.7
Aruba	314	107.1	30.3	27.5	24.0	27.9	30.0	6.3	2.0	2.9	2.2	3.4	5.2
Bahamas, The	313	61.5	21.0	18.5	13.6	51.0	26.5	7.5	0.2	0.2	0.2	0.8	0.1
Barbados	316	11.2	4.3	2.7	2.4	2.1	3.5	3.6	1.1	0.9	1.0	1.9	1.1
Belize	339	9.0	2.4	1.8	1.6	2.3	1.8	12.5	3.5	1.9	1.5	3.7	5.5
Bermuda	319	5.7	2.1	1.7	1.1	1.5	0.6	9.2	0.0	0.2	0.1	0.0	0.1
Bolivia	218	92.2	21.6	23.8	17.9	21.0	17.3	98.1	26.6	21.0	17.1	13.1	18.0
Brazil	223	3,286.1	862.7	730.2	825.8	1,002.5	851.9	7,227.4	1,860.7	1,734.4	1,524.6	1,956.5	1,763.9
Chile	228	583.3	154.7	164.2	149.7	165.2	187.5	1,670.8	341.9	358.0	507.0	504.7	373.2
Colombia	233	621.0	122.5	179.1	107.8	104.1	147.5	1,665.1	420.0	361.5	387.1	297.1	403.9
Costa Rica	238	87.3	19.6	23.9	25.5	24.3	24.4	558.1	113.8	119.2	178.3	204.7	149.8
Curacao	354	243.7	63.7	66.9	52.0	58.4	59.5	13.9	1.7	2.2	2.4	2.3	4.7
Dominica	321	3.3	0.6	0.8	0.9	0.7	0.5	0.7	0.1	0.2	0.0	0.1	1.2
Dominican Republic	243	125.6	30.5	38.4	26.4	38.5	49.2	236.9	66.7	59.1	52.7	70.0	64.4
Ecuador	248	420.4	98.5	63.6	33.6	62.7	170.1	479.7	101.8	135.1	139.3	131.7	120.6
El Salvador	253	38.0	8.1	8.3	9.3	8.1	6.3	36.8	19.0	5.0	4.9	8.4	18.8
Falkland Islands	323	1.2	0.2	0.2	0.0	0.1	0.1	0.6	....	0.0	0.0	0.1	....
Greenland	326	6.1	1.5	1.4	1.4	1.9	2.8	11.2	2.5	2.3	2.1	1.6	1.7
Grenada	328	3.7	0.8	1.1	0.9	1.8	1.0	2.5	0.4	0.6	0.6	0.9	0.5
Guatemala	258	83.3	21.1	26.1	20.4	18.9	33.2	317.2	80.5	79.4	77.4	97.9	81.8
Guyana	336	30.3	11.4	7.6	6.7	7.9	10.1	39.4	13.5	6.5	8.5	8.8	8.8
Haiti	263	35.6	8.9	8.8	8.0	8.5	9.4	1.2	0.2	0.5	0.1	0.7	0.4
Honduras	268	42.5	10.6	16.4	10.1	11.2	12.8	143.2	46.6	17.3	63.8	55.9	73.0
Jamaica	343	29.6	8.9	7.5	7.4	7.3	10.8	110.3	9.6	34.9	14.3	55.7	49.0
Mexico	273	2,705.1	776.9	514.0	430.1	640.5	743.2	2,029.2	509.1	508.4	464.9	438.7	480.7
Montserrat	351	0.2	0.1	0.1	0.0	0.1	0.0	0.0	....	....	0.0	....	....
Nicaragua	278	23.9	5.0	6.7	3.6	4.7	4.8	35.9	14.7	6.3	4.7	6.8	4.1
Panama	283	182.2	43.1	44.6	36.0	55.6	41.9	175.7	41.4	46.1	60.7	66.6	48.4
Paraguay	288	77.1	11.4	25.9	11.8	26.4	16.3	43.3	5.6	7.7	9.5	25.5	7.1
Peru	293	310.5	74.4	73.5	51.6	83.4	110.4	830.5	194.8	247.5	234.3	225.7	213.0
Sint Maarten	352	48.1	10.5	12.8	12.4	9.6	11.4	0.4	0.0	0.2	0.3	0.1	0.1
St. Kitts and Nevis	361	1.1	0.4	0.3	0.3	0.2	0.2	0.2	0.0	0.0	....	0.1	....
St. Lucia	362	5.9	2.1	1.3	1.5	2.9	1.6	0.6	0.1	0.1	0.1	0.2	0.1
St. Vincent & Grens.	364	1.4	0.4	0.4	0.5	0.5	0.6	0.0	0.0	....	....	0.0	0.0
Suriname	366	237.4	55.2	50.3	37.7	37.5	41.3	50.6	9.2	14.1	10.3	10.6	9.6
Trinidad and Tobago	369	81.8	25.8	22.6	37.8	16.1	15.9	208.9	52.3	39.8	38.2	44.2	39.3
Uruguay	298	99.3	25.4	23.5	28.4	27.6	23.7	825.1	281.7	170.3	129.8	203.3	255.8
Venezuela, Rep. Bol.	299	486.4	176.7	69.5	30.4	46.1	32.0	218.3	47.9	57.0	40.9	22.1	54.9
Western Hem. n.s.	399	224.0	62.1	3.3	82.1	105.2	5.5	14.5	2.2	2.1	1.9	163.7	498.9
<b>Other Countries n.i.e</b>	<b>910</b>	<b>169.4</b>	<b>43.5</b>	<b>53.1</b>	<b>30.1</b>	<b>39.5</b>	<b>54.9</b>	<b>167.0</b>	<b>59.8</b>	<b>21.2</b>	<b>22.5</b>	<b>15.5</b>	<b>14.6</b>
Cuba	928	166.9	43.1	52.4	28.0	39.4	54.9	164.3	59.5	20.9	22.3	15.4	14.4
Korea, Dem. People's Rep.	954	2.6	0.4	0.7	2.1	0.1	0.0	2.6	0.3	0.4	0.2	0.1	0.3
<b>Special Categories</b>	<b>899</b>	<b>5,200.8</b>	<b>1,298.1</b>	<b>1,059.5</b>	<b>832.6</b>	<b>1,078.2</b>	<b>1,261.8</b>	<b>15.4</b>	<b>2.7</b>	<b>3.8</b>	<b>5.4</b>	<b>7.0</b>	<b>5.3</b>
<b>Countries &amp; Areas n.s.</b>	<b>898</b>	<b>2,003.5</b>	<b>653.0</b>	<b>229.3</b>	<b>372.9</b>	<b>1,478.5</b>	<b>460.4</b>	<b>2,525.2</b>	<b>626.1</b>	<b>487.8</b>	<b>515.7</b>	<b>575.6</b>	<b>950.5</b>
<b>Memorandum Items</b>													
Africa	605	14,253.6	3,480.5	3,598.5	2,657.1	3,199.1	3,065.0	16,162.1	3,614.9	3,659.2	2,368.3	3,261.9	3,189.8
Middle East	405	12,495.8	2,905.4	3,283.8	2,887.4	2,919.7	2,690.6	10,583.6	2,452.7	2,277.8	1,911.5	2,586.9	2,917.9
European Union	998	429,495.9	104,873.0	108,290.0	103,746.5	106,630.0	105,363.4	235,073.3	58,168.9	59,945.9	56,791.3	60,423.6	58,638.4
Export earnings: fuel	080	23,312.8	5,853.3	6,046.9	4,823.1	5,069.4	5,021.9	41,923.2	9,906.7	8,645.2	7,514.6	9,471.5	9,561.1
Export earnings: nonfuel	092	546,242.3	133,493.7	137,564.4	130,425.1	137,882.1	135,729.3	471,010.0	115,802.4	120,610.5	112,064.3	117,244.3	116,165.8

# New Zealand (196)

In Millions of U.S. Dollars

		Exports (FOB)						Imports (CIF)					
		2015	2015Q3	2015Q4	2016Q1	2016Q2	2016Q3	2015	2015Q3	2015Q4	2016Q1	2016Q2	2016Q3
IFS World		34,255.5	7,531.5	8,197.7	8,178.2	9,067.4	7,802.6	36,611.9	9,453.4	9,351.8	7,799.6	8,518.0	9,965.1
World	001	34,351.1	7,530.6	8,197.0	8,177.5	9,066.8	7,806.1	36,550.1	9,453.4	9,351.8	7,799.6	8,517.9	10,020.6
Advanced Economies	110	19,174.1	4,380.9	4,403.4	4,585.2	5,115.4	4,394.8	21,402.4	5,474.8	5,481.1	4,604.3	5,152.1	5,958.6
Euro Area	163	2,114.5	494.6	451.8	541.1	628.1	482.2	4,899.6	1,300.0	1,212.9	1,047.3	1,191.8	1,312.1
Austria	122	14.8	4.5	3.0	4.3	4.2	4.3	139.4	35.8	35.0	33.1	33.4	42.1
Belgium	124	170.3	32.9	35.2	35.8	41.6	29.2	225.5	63.2	60.2	57.2	56.9	63.6
Cyprus	423	10.2	2.1	0.8	3.5	3.3	2.5	1.3	0.4	0.1	0.4	0.3	0.3
Estonia	939	2.3	0.6	0.5	0.5	0.7	0.6	2.9	0.6	1.1	1.8	0.7	1.1
Finland	172	16.4	2.7	3.8	6.0	3.6	2.3	117.3	33.0	28.6	28.2	28.4	35.1
France	132	287.3	70.2	58.2	67.1	76.2	63.9	966.0	294.6	198.1	175.9	221.2	214.9
Germany	134	477.9	114.4	98.7	133.4	131.5	100.8	1,710.0	449.2	441.0	376.8	429.6	469.3
Greece	174	24.6	4.1	3.0	8.5	15.1	6.7	18.1	4.6	4.3	5.0	4.2	5.4
Ireland	178	40.7	12.9	10.1	6.9	11.0	11.4	147.6	40.3	29.2	36.6	43.6	65.4
Italy	136	278.1	79.1	60.6	61.4	73.5	78.5	690.5	171.4	167.6	164.1	174.5	207.8
Latvia	941	5.7	2.5	1.0	2.3	1.3	2.3	3.8	1.6	1.0	1.2	1.1	1.6
Lithuania	946	21.1	4.5	10.5	2.5	3.4	4.4	15.7	1.1	11.9	2.7	4.2	10.4
Luxembourg	137	1.5	1.1	0.3	0.2	0.5	0.4	5.3	1.5	1.1	1.1	1.6	0.9
Malta	181	4.5	1.0	1.0	1.0	1.3	0.8	3.4	1.0	1.0	1.1	0.4	0.9
Netherlands	138	569.9	106.4	140.7	154.5	179.0	115.7	387.4	94.4	124.1	80.7	94.9	102.2
Portugal	182	23.7	4.5	6.5	6.4	7.2	6.2	26.1	6.9	7.7	6.2	7.2	7.3
Slovak Republic	936	0.4	0.1	0.1	0.3	0.2	0.0	56.9	18.0	15.2	11.4	12.9	8.8
Slovenia	961	2.4	0.5	0.4	0.4	0.7	0.5	10.2	3.2	3.1	2.2	2.0	5.1
Spain	184	162.8	50.6	17.2	45.7	73.9	51.7	372.5	79.4	82.5	61.7	74.8	69.8
Australia	193	5,818.1	1,391.1	1,484.4	1,303.0	1,414.5	1,533.5	4,331.4	1,092.6	1,136.7	1,061.1	1,064.7	1,206.2
Canada	156	466.9	121.8	107.7	99.0	122.3	105.6	467.3	92.0	147.8	115.7	107.0	130.3
China,P.R.: Hong Kong	532	524.5	132.1	129.2	126.0	152.9	144.6	77.0	17.9	18.4	20.2	16.9	17.9
China,P.R.: Macao	546	4.9	0.9	0.9	1.1	0.9	1.3	1.0	0.2	0.4	0.2	0.1	0.2
Czech Republic	935	8.9	2.1	2.1	1.4	1.7	1.7	90.3	20.6	29.4	21.6	34.4	28.5
Denmark	128	111.5	19.8	41.7	30.9	17.3	24.2	147.8	35.7	34.0	34.3	32.5	40.1
Iceland	176	1.7	0.7	0.2	0.6	7.3	0.4	2.0	0.6	0.4	0.7	0.6	1.4
Israel	436	21.9	3.3	8.2	2.2	3.7	4.3	83.3	28.1	21.2	15.7	14.5	27.9
Japan	158	2,069.0	493.2	452.7	455.0	630.6	482.6	2,397.3	570.6	598.5	534.0	611.4	681.8
Korea, Republic of	542	1,096.8	273.5	246.1	265.5	278.6	233.9	1,356.0	299.4	349.9	310.1	476.1	396.1
Norway	142	28.5	5.0	6.7	8.5	11.1	9.3	49.8	11.5	21.3	8.0	8.8	10.8
Singapore	576	762.6	162.2	149.7	308.0	170.1	151.0	1,267.4	303.7	282.9	209.5	226.3	257.5
Sweden	144	46.3	10.2	10.0	12.0	13.8	10.6	212.0	50.9	55.7	50.0	51.2	58.5
Switzerland	146	82.1	22.3	13.8	16.5	18.3	12.7	240.0	58.2	59.1	57.2	62.1	58.8
Taiwan Prov.of China	528	784.3	177.8	149.0	168.0	250.2	187.8	544.5	136.2	135.4	110.1	117.7	146.3
United Kingdom	112	1,174.9	241.3	259.8	296.9	284.0	222.4	943.5	231.4	255.1	224.9	245.2	271.6
United States	111	4,056.6	829.2	889.2	949.4	1,110.0	786.8	4,292.2	1,225.1	1,122.0	783.8	890.7	1,312.7
<b>Emerg. &amp; Dev. Economies</b>	<b>200</b>	<b>14,571.4</b>	<b>2,997.6</b>	<b>3,681.0</b>	<b>3,492.3</b>	<b>3,731.6</b>	<b>3,269.9</b>	<b>14,972.5</b>	<b>3,927.2</b>	<b>3,827.7</b>	<b>3,161.6</b>	<b>3,328.4</b>	<b>4,024.1</b>
<b>Emerg. &amp; Dev. Asia</b>	<b>505</b>	<b>10,438.8</b>	<b>2,222.7</b>	<b>2,730.2</b>	<b>2,530.4</b>	<b>2,836.1</b>	<b>2,489.8</b>	<b>11,985.6</b>	<b>3,163.5</b>	<b>3,164.2</b>	<b>2,572.2</b>	<b>2,688.5</b>	<b>3,168.4</b>
American Samoa	859	24.4	4.3	5.4	3.7	5.6	12.0	0.9	0.3	0.1	0.2	0.0	0.7
Bangladesh	513	150.1	27.5	39.3	36.9	43.0	33.9	63.2	16.6	17.5	20.7	19.0	20.2
Bhutan	514	0.2	0.0	0.0	0.1	0.2	0.2	0.0	....	0.0	....	0.0	0.0
Brunei Darussalam	516	3.4	0.4	0.5	0.7	1.2	0.9	367.0	113.1	63.7	47.2	66.5	36.5
Cambodia	522	5.9	1.4	1.2	1.5	2.2	1.2	11.7	3.5	3.6	3.6	3.1	5.0
China,P.R.: Mainland	924	6,028.4	1,231.0	1,684.1	1,479.6	1,700.6	1,408.7	7,125.0	1,895.6	1,919.6	1,592.4	1,631.7	1,990.7
Fiji	819	290.0	73.8	75.3	69.6	85.1	93.9	41.5	9.5	13.1	9.6	10.5	12.0
F.T. French Polynesia	887	136.4	28.6	27.0	24.5	32.6	45.6	2.4	0.5	0.6	0.4	0.5	0.7
F.T. New Caledonia	839	105.8	24.1	27.8	23.3	32.4	29.0	1.9	0.3	0.6	0.5	0.4	0.4
Guam	829	4.9	0.9	1.2	1.4	1.3	1.5	0.0	0.0	....	0.0	....	0.0
India	534	442.4	126.7	109.0	86.6	115.3	139.7	417.4	113.6	110.2	92.9	93.2	116.6
Indonesia	536	571.8	128.5	116.6	152.4	164.2	138.6	633.7	171.7	165.0	111.8	110.2	154.1
Kiribati	826	10.5	2.5	1.6	1.5	2.3	1.7	0.0	0.0	0.0	0.0	0.0	0.0
Lao People's Dem.Rep	544	0.8	0.2	0.3	0.2	0.2	0.2	2.9	0.1	1.5	0.4	1.5	1.1
Malaysia	548	664.5	132.1	151.6	143.6	139.1	122.2	1,217.1	317.7	324.0	221.2	196.5	216.1
Maldives	556	16.2	4.5	2.9	4.4	2.9	2.0	0.0	0.0	....	....	0.0	0.0
Mongolia	948	7.3	2.4	3.4	0.1	2.3	1.7	1.4	0.1	0.5	0.1	0.2	0.1
Myanmar	518	19.2	3.0	7.5	8.8	5.2	4.8	2.1	0.4	0.8	0.5	0.5	0.8

# New Zealand (196)

In Millions of U.S. Dollars

		Exports (FOB)						Imports (CIF)					
		2015	2015Q3	2015Q4	2016Q1	2016Q2	2016Q3	2015	2015Q3	2015Q4	2016Q1	2016Q2	2016Q3
Nauru	836	0.3	0.1	0.1	0.5	0.0	0.3	0.0	0.0	0.0	0.0	3.2	0.0
Nepal	558	8.2	2.2	0.8	1.3	2.9	2.8	0.8	0.2	0.2	0.1	0.3	0.3
Palau	565	0.3	0.1	0.0	0.2	0.2	0.1	0.0	0.0	....	0.0	....	....
Papua New Guinea	853	142.6	33.2	32.6	29.6	28.0	35.7	8.1	2.0	2.7	1.2	2.0	1.8
Philippines	566	453.6	100.9	96.8	114.6	104.3	98.6	95.2	21.0	23.8	22.4	19.2	22.7
Samoa	862	77.0	20.2	21.7	15.3	21.2	13.4	3.6	0.9	1.1	0.7	0.7	0.7
Solomon Islands	813	20.6	4.2	6.4	5.2	5.5	5.4	3.9	0.8	0.7	0.8	0.9	1.3
Sri Lanka	524	161.1	42.4	40.8	40.6	45.5	39.8	37.7	8.9	10.4	8.9	8.7	8.9
Thailand	578	544.8	110.3	129.0	143.7	159.5	122.0	1,514.6	373.9	392.8	341.2	405.0	452.0
Timor-Leste	537	1.5	0.2	0.6	0.6	0.2	0.3	0.5	....	0.3	....	0.0	0.0
Tonga	866	45.7	10.1	11.9	9.2	17.0	15.4	2.0	0.4	0.8	0.3	0.3	0.7
Tuvalu	869	3.2	0.7	0.8	0.6	0.5	0.4	0.0	0.0	....	0.0	....	....
Vanuatu	846	36.5	10.6	11.0	9.4	8.7	9.5	0.6	0.2	0.1	0.1	0.2	0.1
Vietnam	582	365.3	66.9	100.5	95.1	82.6	79.1	424.1	110.3	108.2	95.0	114.2	124.5
Asia n.s.	598	96.0	28.9	22.6	25.4	24.5	29.1	6.1	1.8	2.3	0.1	0.1	0.3
<b>Europe</b>	<b>170</b>	<b>292.1</b>	<b>59.0</b>	<b>84.6</b>	<b>82.5</b>	<b>67.4</b>	<b>122.0</b>	<b>707.8</b>	<b>212.0</b>	<b>122.2</b>	<b>78.8</b>	<b>88.1</b>	<b>133.0</b>
<b>Emerg. &amp; Dev. Europe</b>	<b>903</b>	<b>122.1</b>	<b>30.2</b>	<b>36.9</b>	<b>44.3</b>	<b>31.9</b>	<b>35.3</b>	<b>321.9</b>	<b>80.5</b>	<b>76.5</b>	<b>72.6</b>	<b>67.4</b>	<b>91.5</b>
Albania	914	0.1	....	....	0.1	0.3	....	0.3	0.0	0.1	0.1	0.1	0.2
Bosnia and Herzegovina	963	0.2	0.1	....	0.1	0.1	....	1.3	0.4	0.5	0.7	0.5	0.6
Bulgaria	918	5.8	1.0	2.1	3.2	1.1	1.3	30.6	11.6	2.8	8.7	3.1	3.2
Croatia	960	1.9	0.4	0.0	1.5	2.0	0.3	2.1	0.4	0.8	0.5	0.6	0.9
Faroe Islands	816	3.0	0.7	0.5	0.7	0.8	0.7	0.0	0.0	0.0	0.0	....	....
Gibraltar	823	1.3	0.1	0.1	0.1	0.5	....	0.0	....	0.0	....	....	0.0
Hungary	944	1.2	0.2	0.3	0.4	0.5	0.6	59.2	13.8	12.5	11.3	10.7	12.7
Macedonia, FYR	962	0.0	0.0	0.0	....	....	0.0	0.4	0.1	0.1	0.1	0.1	0.1
Montenegro	943	0.1	....	0.1	....	0.1	0.1	0.0	0.0	0.0	0.0	0.0	0.0
Poland	964	25.3	11.1	6.4	8.0	12.6	17.5	81.4	21.9	21.8	20.1	22.3	29.6
Romania	968	6.1	1.7	2.5	0.4	0.3	1.5	16.4	2.8	2.2	2.6	2.9	4.1
Serbia, Republic of	942	0.2	0.2	0.0	0.1	0.2	0.0	1.6	0.3	0.8	0.5	0.5	0.7
Turkey	186	76.9	14.7	24.9	29.7	13.2	13.2	128.6	29.3	35.1	28.1	26.7	39.5
<b>CIS</b>	<b>901</b>	<b>170.0</b>	<b>28.7</b>	<b>47.7</b>	<b>38.2</b>	<b>35.5</b>	<b>45.9</b>	<b>385.9</b>	<b>131.5</b>	<b>45.7</b>	<b>6.2</b>	<b>20.7</b>	<b>41.5</b>
Armenia	911	10.6	1.7	3.7	2.1	2.4	1.9	0.1	0.0	0.0	0.0	0.0	0.0
Azerbaijan, Rep. of	912	57.2	4.9	13.5	13.2	6.0	9.3	0.1	....	....	0.0	0.1	0.7
Belarus	913	0.2	0.1	0.0	0.2	0.0	0.1	14.2	7.8	0.2	2.2	0.1	0.2
Georgia	915	4.0	0.1	0.2	0.6	0.2	0.6	0.2	0.1	0.0	0.0	0.0	0.0
Kazakhstan	916	2.6	0.1	2.1	0.6	0.1	0.4	1.1	0.2	0.1	....	0.0	0.0
Kyrgyz Republic	917	0.0	....	....	0.0	0.0	0.0	0.1	0.0	0.0	0.0	0.0	0.0
Moldova	921	0.5	0.0	0.0	0.0	0.0	0.0	0.2	0.1	0.0	0.0	0.1	0.0
Russian Federation	922	86.8	20.3	25.1	19.4	24.5	31.6	360.1	122.5	39.9	3.0	18.9	39.7
Tajikistan	923	....	....	....	....	....	....	0.0	0.0	0.0	0.0	0.0	0.0
Turkmenistan	925	....	....	....	....	....	....	0.0	....	0.0	....	0.0	0.0
Ukraine	926	5.6	1.3	2.0	1.6	2.2	1.4	9.9	0.8	5.3	0.9	1.4	0.8
Uzbekistan	927	2.5	0.3	0.9	0.6	0.1	0.6	0.0	0.0	0.0	0.0	0.0	0.0
Europe n.s.	884	....	....	....	....	....	40.9	0.1	0.0	....	0.0	0.0	0.0
<b>Mid East, N Africa, Pak</b>	<b>440</b>	<b>2,286.0</b>	<b>421.2</b>	<b>506.5</b>	<b>540.7</b>	<b>535.6</b>	<b>400.4</b>	<b>1,409.6</b>	<b>323.8</b>	<b>328.1</b>	<b>303.5</b>	<b>354.4</b>	<b>496.3</b>
Afghanistan, I.R. of	512	0.3	0.0	0.2	0.0	0.4	0.1	0.1	0.0	0.0	0.0	0.0	0.0
Algeria	612	360.1	96.7	62.2	47.7	124.4	102.7	0.0	....	0.0	0.1	0.1	0.0
Bahrain, Kingdom of	419	55.2	10.6	10.9	12.4	10.1	13.0	4.2	1.2	0.9	1.7	1.5	1.7
Djibouti	611	2.3	0.3	0.5	0.5	0.2	0.9	0.3	0.1	....	....	0.2	0.4
Egypt	469	345.0	51.1	81.2	86.0	77.5	59.0	2.5	0.6	0.6	0.6	0.6	3.0
Iran, I.R. of	429	65.3	15.0	18.7	50.8	17.5	19.1	2.8	0.7	0.6	1.0	0.9	0.7
Iraq	433	3.4	0.4	1.0	1.4	1.1	1.0	0.0	0.0	....	0.0	0.0	....
Jordan	439	68.3	13.0	14.6	13.0	19.3	5.7	1.3	0.4	0.2	0.5	0.1	0.5
Kuwait	443	57.7	10.9	17.6	11.7	12.8	8.9	118.3	13.2	28.9	2.6	0.0	0.0
Lebanon	446	12.0	4.7	3.6	1.5	2.0	1.9	1.0	0.1	0.2	0.4	0.2	0.2
Libya	672	33.7	8.3	8.3	1.4	19.2	1.8	....	....	....	0.0	....	0.0
Mauritania	682	....	....	....	....	1.5	0.0	0.0	0.0	0.0	0.0	0.0	0.0
Morocco	686	46.7	4.4	11.7	15.0	6.7	11.5	79.8	18.8	27.0	24.2	0.7	32.1
Oman	449	62.9	8.3	18.9	20.5	15.4	9.3	2.0	0.9	0.7	16.7	17.2	0.4
Pakistan	564	49.5	6.8	13.5	18.8	19.4	8.3	48.7	11.2	11.5	14.0	11.3	12.9

# New Zealand (196)

In Millions of U.S. Dollars

		Exports (FOB)						Imports (CIF)					
		2015	2015Q3	2015Q4	2016Q1	2016Q2	2016Q3	2015	2015Q3	2015Q4	2016Q1	2016Q2	2016Q3
Qatar	453	25.9	5.4	5.1	5.8	5.3	4.5	473.6	63.0	97.0	43.8	3.6	84.8
Saudi Arabia	456	432.3	78.9	93.3	121.1	75.2	60.3	350.8	121.9	94.3	131.3	95.0	162.1
Somalia	726	0.3	0.2	....	0.0	....	0.2	0.0	0.0	0.0	....	....	0.0
Sudan	732	41.1	2.9	7.4	11.7	8.8	7.3	0.1	0.1	....	0.0	0.0	....
Syrian Arab Republic	463	8.2	1.7	3.3	1.9	1.4	2.2	0.0	0.0	....	0.0	....	....
Tunisia	744	4.7	0.1	0.7	1.2	0.2	0.3	3.6	1.1	0.8	1.1	1.1	0.9
United Arab Emirates	466	590.7	100.0	129.8	114.2	112.0	75.6	320.2	90.5	65.3	65.6	221.9	196.4
West Bank and Gaza	487	....	....	....	....	....	0.0	....	....	....	....	0.0	....
Yemen, Republic of	474	20.2	1.4	3.7	4.0	5.1	6.7	0.1	0.0	0.0	0.0	0.0	0.0
<b>Sub-Saharan Africa</b>	<b>603</b>	<b>549.9</b>	<b>103.2</b>	<b>122.4</b>	<b>112.3</b>	<b>112.7</b>	<b>91.8</b>	<b>154.2</b>	<b>41.7</b>	<b>35.5</b>	<b>39.1</b>	<b>31.2</b>	<b>37.3</b>
Angola	614	22.2	6.3	4.7	2.5	1.9	1.0	0.0	....	....	....	0.0	....
Benin	638	1.3	0.2	0.1	0.5	2.0	0.1	0.0	....	....	....	....	....
Botswana	616	0.0	0.0	0.0	0.0	0.0	0.0	0.0	0.0	0.0	0.0	0.0	0.0
Burkina Faso	748	0.6	0.1	0.3	0.2	0.8	0.4	0.0	0.0	....	0.0	....	0.0
Burundi	618	....	....	....	....	....	....	0.0	0.0	0.0	....	0.0	....
Cabo Verde	624	0.0	0.0	....	....	0.0	....	0.1	0.1	0.0	0.0	0.0	0.0
Cameroon	622	22.2	1.7	3.1	7.5	2.0	0.6	1.4	0.3	0.3	0.1	0.0	0.5
Central African Rep.	626	0.1	....	....	....	....	....	0.0	0.0	....	0.0	....	0.0
Chad	628	1.1	0.3	0.3	....	0.2	....	0.1	....	....	....	....	....
Comoros	632	0.1	....	....	....	0.0	....	0.0	0.0	....	....	....	....
Congo, Dem. Rep. of	636	9.4	0.9	1.8	1.8	4.4	0.7	0.4	0.1	0.0	0.0	0.0	0.1
Congo, Republic of	634	4.6	0.9	0.8	0.8	1.0	0.6	0.1	0.0	0.0	....	0.0	0.0
Côte d'Ivoire	662	9.3	2.1	1.5	3.5	3.1	2.4	1.2	0.2	0.0	0.3	....	0.0
Equatorial Guinea	642	0.4	....	0.1	0.2	0.1	0.1	....	....	....	....	....	....
Eritrea	643	0.0	0.0	....	0.0	0.0	....	0.0	0.0	0.0	0.0	0.0	0.0
Ethiopia	644	1.2	0.3	0.1	0.8	1.1	0.7	4.2	0.8	1.8	0.6	0.9	1.7
Gabon	646	1.8	0.7	0.7	0.4	0.2	0.5	0.8	0.2	0.2	0.1	....	0.0
Gambia, The	648	0.1	0.1	0.1	0.2	0.1	0.2	0.0	0.0	0.0	0.0	0.0	0.0
Ghana	652	17.8	3.4	4.9	7.2	5.1	6.6	11.0	4.9	3.1	4.1	2.1	0.0
Guinea	656	3.5	0.9	0.9	0.7	0.6	0.2	0.2	0.0	0.0	0.0	0.0	0.0
Guinea-Bissau	654	0.1	....	0.1	....	0.0	0.1	....	....	....	....	....	....
Kenya	664	7.4	2.3	2.3	1.1	1.9	2.1	2.6	0.8	0.7	0.7	0.5	0.8
Lesotho	666	....	....	....	....	....	....	0.0	0.0	0.0	0.1	0.1	0.2
Liberia	668	0.9	0.4	0.4	0.2	0.3	0.5	0.0	0.0	....	0.0	0.0	....
Madagascar	674	1.6	0.2	1.0	0.4	0.4	0.2	0.9	0.1	0.3	0.2	0.1	0.3
Malawi	676	0.1	0.0	....	0.0	0.0	0.0	0.9	0.0	0.5	0.2	0.0	0.0
Mali	678	7.6	1.1	2.2	1.6	1.1	0.7	0.0	0.0	0.0	0.0	0.0	0.0
Mauritius	684	48.9	11.2	10.5	13.7	13.9	9.5	2.3	1.1	0.3	0.5	0.3	0.5
Mozambique	688	3.6	0.8	1.1	1.1	0.6	0.7	1.0	0.0	0.0	0.0	0.0	0.0
Namibia	728	0.3	0.1	0.1	0.1	0.1	0.0	0.1	0.0	0.1	0.0	0.5	0.0
Niger	692	0.3	0.0	0.3	....	0.0	0.0	0.1	0.0	0.1	0.0	0.0	0.0
Nigeria	694	202.2	30.4	45.0	34.1	31.7	27.8	0.0	0.0	0.0	0.0	0.0	0.0
Rwanda	714	0.1	0.1	0.0	0.1	0.1	0.2	0.1	0.0	0.0	0.0	0.0	0.1
São Tomé & Príncipe	716	0.0	0.0	....	....	....	....	0.0	0.0	0.0	0.0	0.0	0.0
Senegal	722	18.7	3.8	5.3	3.4	5.9	2.3	0.9	0.0	0.0	0.7	0.4	0.1
Seychelles	718	1.5	0.2	0.3	1.7	1.2	0.3	0.0	0.0	0.0	0.1	0.2	0.1
Sierra Leone	724	2.8	0.6	0.8	0.5	0.9	0.3	0.3	0.1	0.0	0.0	0.1	0.3
South Africa	199	145.2	32.8	31.4	26.5	30.2	31.5	118.5	31.5	26.1	29.9	24.1	31.5
South Sudan, Rep. of	733	0.0	....	....	....	0.0	....	0.0	....	0.0	0.0	0.0	0.0
Swaziland	734	0.0	....	....	0.0	....	0.0	0.3	0.1	0.2	0.1	0.0	0.1
Tanzania	738	3.3	0.1	0.9	0.8	1.2	0.7	2.9	0.1	1.5	0.9	0.7	0.2
Togo	742	1.7	1.1	0.1	0.1	0.1	0.2	0.0	....	....	....	0.0	0.0
Uganda	746	0.6	0.1	0.5	0.1	0.0	0.4	0.4	0.0	....	0.1	0.5	0.2
Zambia	754	1.0	0.0	0.0	0.2	0.5	0.1	0.7	0.0	0.2	0.0	0.0	0.0
Zimbabwe	698	6.1	0.2	1.2	0.6	0.1	0.1	2.3	1.2	0.1	0.1	0.3	0.5
Africa n.s.	799	....	....	....	....	....	....	0.0	0.0	....	0.0	....	0.0
<b>Western Hemisphere</b>	<b>205</b>	<b>1,004.6</b>	<b>191.6</b>	<b>237.3</b>	<b>226.5</b>	<b>179.7</b>	<b>165.9</b>	<b>715.4</b>	<b>186.2</b>	<b>177.8</b>	<b>167.9</b>	<b>166.2</b>	<b>189.1</b>
Antigua and Barbuda	311	1.9	0.1	0.3	0.5	0.2	0.1	0.0	0.0	0.0	0.0	0.0	0.0
Argentina	213	17.8	4.5	3.8	3.3	5.6	4.3	138.8	41.3	38.6	33.0	27.7	35.2
Aruba	314	0.7	0.2	0.2	0.1	0.1	0.0	0.0	0.0	0.0	0.0	0.1	0.0

# New Zealand (196)

In Millions of U.S. Dollars

		Exports (FOB)						Imports (CIF)					
		2015	2015Q3	2015Q4	2016Q1	2016Q2	2016Q3	2015	2015Q3	2015Q4	2016Q1	2016Q2	2016Q3
Bahamas, The	313	1.6	0.3	0.1	0.2	0.3	0.2	0.0	0.0	0.0	0.0	0.0	0.0
Barbados	316	16.8	4.2	3.8	5.5	4.7	2.9	0.2	0.0	0.0	0.1	0.2	0.2
Belize	339	0.2	....	0.1	0.1	....	0.1	0.3	0.0	0.2	0.0	0.0	0.2
Bermuda	319	5.4	1.8	1.7	0.8	1.0	1.1	4.4	1.3	0.7	0.0	0.6	0.0
Bolivia	218	1.8	0.4	1.1	0.4	0.1	0.5	3.2	0.7	1.5	0.7	0.9	1.1
Brazil	223	48.2	13.1	10.3	12.9	14.3	14.6	105.3	26.4	27.1	30.6	17.3	42.2
Chile	228	95.5	19.7	16.9	17.6	24.1	18.7	97.8	20.9	18.6	19.8	22.8	15.9
Colombia	233	16.1	2.0	2.7	2.0	1.7	1.0	14.4	3.7	3.4	3.9	3.5	3.9
Costa Rica	238	5.6	1.2	3.2	2.1	3.6	1.0	6.0	1.2	1.6	10.5	11.9	2.1
Dominica	321	0.1	0.1	....	....	....	....	0.1	0.0	0.0	0.2	0.0	0.0
Dominican Republic	243	10.4	2.6	2.1	3.2	1.5	2.0	7.4	1.8	2.6	2.6	3.7	3.7
Ecuador	248	3.5	0.8	1.0	1.4	0.7	1.8	45.9	11.3	14.2	12.6	14.3	13.9
El Salvador	253	14.6	3.4	3.8	2.6	3.0	0.8	21.9	0.7	0.2	0.4	0.5	0.2
Falkland Islands	323	0.4	0.1	0.2	0.0	0.0	0.0	0.0	0.0	0.0	0.0	0.0	....
Greenland	326	....	....	....	....	....	....	....	....	....	....	0.0	....
Grenada	328	2.1	0.7	0.5	0.3	0.3	0.4	0.0	0.0	0.0	....	0.0	....
Guatemala	258	22.2	3.5	5.8	4.5	3.9	3.8	14.1	10.5	0.5	0.7	1.7	1.2
Guyana	336	16.9	5.9	2.7	3.1	2.6	2.9	1.6	0.2	0.5	0.2	0.5	0.9
Haiti	263	0.3	0.0	0.2	0.1	0.1	0.0	0.7	0.2	0.1	0.2	0.2	0.1
Honduras	268	4.8	0.5	2.7	0.0	0.1	0.1	3.1	0.8	0.6	0.7	0.7	0.6
Jamaica	343	29.0	5.8	9.6	6.1	3.2	5.2	4.5	1.1	1.6	0.9	0.9	2.1
Mexico	273	256.7	44.4	76.2	82.8	70.2	52.0	192.9	52.4	49.5	39.7	47.5	54.5
Netherlands Antilles	353	1.3	0.2	0.4	0.3	0.2	0.3	....	....	....	0.1	0.0	0.2
Nicaragua	278	23.8	8.6	3.2	3.9	3.9	2.4	1.7	0.5	0.1	0.1	0.4	0.2
Panama	283	36.5	5.7	10.1	12.0	6.7	4.9	0.3	0.2	0.0	0.0	0.3	0.2
Paraguay	288	1.4	0.2	0.8	0.1	0.1	0.3	0.3	0.1	0.1	0.0	0.1	0.0
Peru	293	90.6	11.9	30.4	24.0	5.7	8.6	45.1	9.0	14.8	9.6	8.4	7.7
St. Kitts and Nevis	361	0.1	0.1	0.0	0.0	0.0	....	0.2	0.1	0.0	0.0	0.0	0.0
St. Lucia	362	2.8	0.7	0.7	0.5	0.7	0.6	0.0	0.0	....	0.0	0.0	0.0
St. Vincent & Grens.	364	1.2	0.3	0.2	0.3	0.3	0.2	0.0	0.0	0.0	0.0	....	....
Suriname	366	0.1	0.0	0.0	0.1	....	....	0.3	0.1	0.0	0.0	0.2	0.0
Trinidad and Tobago	369	37.5	9.1	8.8	8.1	9.7	8.9	0.8	0.2	0.1	0.2	0.2	0.3
Uruguay	298	14.8	2.8	6.2	3.0	5.1	3.7	3.7	1.3	0.9	1.0	1.3	2.3
Venezuela, Rep. Bol.	299	220.5	36.5	27.3	24.0	5.7	21.7	0.2	0.0	0.0	0.0	0.0	0.0
Western Hem. n.s.	399	1.4	0.3	0.2	0.3	0.3	0.5	0.2	0.1	0.0	0.0	0.0	0.0
<b>Other Countries n.i.e</b>	910	<b>61.0</b>	<b>4.9</b>	<b>13.4</b>	<b>9.2</b>	<b>10.7</b>	<b>2.0</b>	<b>0.6</b>	<b>0.2</b>	<b>0.1</b>	<b>0.3</b>	<b>0.2</b>	<b>0.1</b>
Cuba	928	61.0	4.9	13.4	9.2	10.7	2.0	0.6	0.2	0.1	0.3	0.2	0.1
<b>Special Categories</b>	899	<b>335.4</b>	<b>71.8</b>	<b>90.9</b>	<b>83.3</b>	<b>82.8</b>	<b>65.0</b>	<b>170.2</b>	<b>51.2</b>	<b>42.9</b>	<b>32.1</b>	<b>37.1</b>	<b>24.9</b>
<b>Countries &amp; Areas n.s.</b>	898	<b>209.1</b>	<b>75.3</b>	<b>8.4</b>	<b>7.5</b>	<b>126.4</b>	<b>74.4</b>	<b>4.4</b>	<b>0.0</b>	<b>....</b>	<b>1.4</b>	<b>0.0</b>	<b>13.0</b>
<b>Memorandum Items</b>													
Africa	605	1,005.2	207.8	204.9	188.5	254.5	214.8	238.0	61.8	63.3	64.4	33.3	70.8
Middle East	405	1,781.0	309.7	410.2	445.7	374.0	269.1	1,277.0	292.6	288.7	264.2	341.0	449.8
European Union	998	3,496.4	782.4	776.7	895.9	961.4	762.2	6,482.9	1,689.0	1,627.1	1,421.2	1,594.8	1,761.2
Export earnings: fuel	080	2,370.7	448.9	504.0	499.5	483.1	409.2	2,066.4	543.4	411.1	330.6	444.6	542.3
Export earnings: nonfuel	092	31,980.5	7,081.7	7,693.0	7,678.0	8,583.7	7,396.9	34,483.6	8,910.0	8,940.7	7,469.0	8,073.4	9,478.4

# Nicaragua (278)

In Millions of U.S. Dollars

		Exports (FOB)						Imports (CIF)					
		2015	2015Q3	2015Q4	2016Q1	2016Q2	2016Q3	2015	2015Q3	2015Q4	2016Q1	2016Q2	2016Q3
IFS World		2,422.8	566.4	514.7	554.0	618.4	562.4	5,899.1	1,447.6	1,597.6	1,436.6	1,467.4	1,476.6
World	001	4,705.0	1,241.4	1,103.4	1,089.9	1,183.6	1,191.4	5,867.4	1,426.4	1,487.7	1,497.9	1,590.1	1,590.2
Advanced Economies	110	3,040.0	826.5	704.1	657.0	724.6	767.5	1,829.5	450.7	470.7	432.4	517.3	487.8
Euro Area	163	232.0	77.8	55.9	45.7	46.5	59.3	362.6	93.1	110.6	74.7	78.5	81.8
Austria	122	0.2	0.0 r	0.1 r	0.1 r	0.5 r	0.2 r	4.7	1.2 r	1.2 r	1.3 r	0.7 r	0.9 r
Belgium	124	30.9	8.0 r	10.1 r	6.7 r	7.0 r	9.4 r	11.4	3.0 r	2.1 r	3.5 r	3.4 r	4.0 r
Cyprus	423	0.0	0.0 r	0.0 r	0.0 r	0.0 r	0.0 r	0.0	0.0 r	0.0 r	0.0 r	0.0 r	0.0 r
Estonia	939	0.1	0.0 r	0.0 r	0.0 r	0.0 r	0.0 r	2.7	1.6 r	0.3 r	0.0 r	0.0 r	0.0 r
Finland	172	3.5	1.6 r	0.4 r	0.9 r	1.9 r	4.0 r	4.8	0.4 r	0.5 r	0.3 r	0.3 r	0.2 r
France	132	40.6	13.2 r	10.2 r	10.1 r	8.3 r	9.8 r	110.5	33.6 r	41.6 r	11.6 r	10.7 r	12.8 r
Germany	134	35.1	9.6 r	5.7 r	7.0 r	8.5 r	7.1 r	88.4	19.5 r	23.9 r	22.4 r	22.6 r	22.0 r
Greece	174	1.1	0.2 r	0.6 r	0.6 r	0.8 r	0.9 r	0.5	0.1 r	0.3 r	0.2 r	0.2 r	0.1 r
Ireland	178	2.5	1.2 r	0.1 r	0.3 r	0.7 r	0.6 r	4.1	0.5 r	2.7 r	1.6 r	1.5 r	1.6 r
Italy	136	34.7	9.9 r	7.7 r	5.0 r	8.3 r	6.0 r	38.6	10.4 r	14.2 r	9.8 r	14.6 r	17.2 r
Latvia	941	0.0	....	0.0 r	0.0 r	0.0 r	0.0 r	0.3	0.1 r	0.1 r	0.1 r	0.0 r	0.1 r
Lithuania	946	0.0	0.0 r	0.0 r	0.0 r	0.0 r	0.0 r	0.5	0.2 r	0.1 r	0.1 r	0.0 r	0.1 r
Luxembourg	137	0.0	....	0.0 r	....	0.0 r	0.0 r	0.8	0.0 r	0.0 r	....	0.0 r	0.0 r
Malta	181	0.0	0.0 r	....	0.0 r	0.0 r	....	0.0	0.0 r	0.0 r	0.0 r	0.0 r	0.0 r
Netherlands	138	27.1	11.2 r	4.8 r	3.5 r	4.9 r	2.9 r	26.0	5.4 r	7.2 r	3.9 r	5.1 r	5.2 r
Portugal	182	0.3	0.3 r	0.0 r	0.0 r	0.0 r	0.3 r	2.5	0.7 r	0.5 r	0.8 r	0.4 r	1.2 r
Slovak Republic	936	0.0	0.0 r	0.0 r	0.0 r	0.0 r	0.0 r	0.7	0.0 r	0.0 r	0.3 r	0.4 r	0.0 r
Slovenia	961	0.0	0.0 r	0.0 r	0.0 r	0.0 r	0.0 r	0.3	0.0 r	0.0 r	0.2 r	0.3 r	0.1 r
Spain	184	55.6	22.6 r	16.3 r	11.5 r	5.6 r	18.0 r	65.6	16.3 r	15.8 r	18.6 r	18.0 r	16.3 r
Australia	193	10.8	3.8 r	1.7 r	2.1 r	4.3 r	4.1 r	6.1	0.8 r	1.1 r	0.1 r	0.5 r	4.6 r
Canada	156	59.2	24.4 r	7.4 r	10.0 r	13.2 r	13.9 r	42.6	14.8 r	8.9 r	7.8 r	7.9 r	6.7 r
China,P.R.: Hong Kong	532	7.6	1.5 r	1.8 r	2.0 r	3.5 r	2.8 r	3.4	0.8 r	1.1 r	0.8 r	0.8 r	0.7 r
China,P.R.: Macao	546	0.0	0.0 r	0.0 r	0.0 r	0.0 r	....	0.0	0.0 r	0.0 r	0.0 r	0.0 r	0.0 r
Czech Republic	935	0.7	0.1 r	0.3 r	0.1 r	0.2 r	0.1 r	2.3	0.5 r	0.6 r	0.3 r	0.3 r	0.7 r
Denmark	128	0.9	0.1 r	0.0 r	0.2 r	0.8 r	0.3 r	6.1	2.2 r	2.0 r	1.4 r	1.0 r	3.9 r
Iceland	176	0.9	0.3 r	0.3 r	0.1 r	0.3 r	0.3 r	0.1	....	0.0 r	0.0 r	0.0 r	0.0 r
Israel	436	0.2	0.1 r	0.1 r	0.1 r	0.1 r	0.1 r	10.1	1.9 r	3.2 r	1.5 r	3.2 r	3.2 r
Japan	158	17.6	5.8 r	3.4 r	3.3 r	6.4 r	8.7 r	148.5	34.6 r	40.2 r	34.7 r	31.2 r	46.2 r
Korea, Republic of	542	7.0	1.8 r	1.7 r	1.3 r	1.5 r	2.1 r	86.6	24.0 r	23.7 r	21.7 r	18.9 r	18.3 r
New Zealand	196	0.8	0.3 r	0.1 r	0.1 r	0.2 r	0.1 r	6.1	2.2 r	0.8 r	1.0 r	1.0 r	0.6 r
Norway	142	5.7	1.9 r	0.7 r	0.0 r	1.0 r	0.5 r	0.8	0.1 r	0.1 r	0.0 r	0.5 r	1.6 r
Singapore	576	1.0	0.4 r	0.2 r	0.1 r	0.1 r	0.4 r	5.5	2.0 r	0.7 r	1.2 r	1.1 r	1.0 r
Sweden	144	9.0	3.1 r	0.6 r	1.2 r	2.9 r	2.3 r	16.9	3.8 r	4.9 r	6.4 r	8.6 r	3.5 r
Switzerland	146	1.3	0.4 r	0.3 r	0.2 r	0.7 r	1.5 r	17.7	3.9 r	2.1 r	2.0 r	2.6 r	3.7 r
Taiwan Prov.of China	528	83.8	25.9 r	22.1 r	19.8 r	13.9 r	25.9 r	33.0	8.4 r	7.5 r	6.5 r	6.5 r	4.9 r
United Kingdom	112	56.7	14.1 r	13.4 r	9.9 r	13.2 r	17.5 r	22.4	5.0 r	6.9 r	3.4 r	3.2 r	4.3 r
United States	111	2,544.8	664.8 r	594.3 r	560.8 r	616.0 r	627.6 r	1,058.8	252.8 r	256.5 r	268.8 r	351.6 r	302.3 r
Emerg. & Dev. Economies	200	1,663.1	414.4	398.9	432.5	458.5	423.5	4,035.8	975.2	1,016.4	1,065.0	1,072.2	1,101.9
Emerg. & Dev. Asia	505	30.3	8.2	5.0	4.4	5.6	5.0	1,162.5	340.7	333.5	325.4	294.7	302.2
Bangladesh	513	....	....	....	....	....	....	2.3	0.6 r	0.6 r	0.6 r	0.6 r	0.6 r
Cambodia	522	0.0	0.0 r	0.0 r	0.0 r	0.0 r	0.0 r	2.6	0.6 r	0.7 r	0.6 r	0.6 r	0.7 r
China,P.R.: Mainland	924	21.6	5.8 r	2.9 r	2.5 r	3.5 r	2.9 r	845.5	243.7 r	259.6 r	226.1 r	200.4 r	204.1 r
Fiji	819	0.0	0.0 r	0.0 r	0.0 r	0.0 r	0.0 r	0.0	0.0 r	0.0 r	0.0 r	0.0 r	0.0 r
F.T. French Polynesia	887	....	0.0 e	0.0 e	0.0 e	0.0 e	0.0 e	....	....	....	....	....	....
F.T. New Caledonia	839	0.0	0.0 r	0.0 r	0.0 r	0.0 r	0.0 r	0.0	0.0 r	0.0 r	0.0 r	0.0 r	0.0 r
India	534	2.0	0.8 r	0.4 r	0.3 r	0.4 r	0.4 r	119.1	36.1 r	29.2 r	33.4 r	33.0 r	43.6 r
Indonesia	536	0.1	0.0 r	0.0 r	0.0 r	0.0 r	0.0 r	14.2	3.1 r	2.8 r	3.3 r	4.0 r	4.1 r
Malaysia	548	0.5	0.1 r	0.2 r	0.1 r	0.1 r	0.1 r	14.5	5.5 r	1.3 r	4.5 r	4.2 r	5.2 r
Maldives	556	0.0	0.0 r	0.0 r	0.0 r	0.0 r	0.0 r	....	....	....	....	....	....
Micronesia	868	....	0.0 e	0.0 e	0.0 e	0.0 e	0.0 e	....	....	....	....	....	....
Mongolia	948	....	0.0 e	0.0 e	0.0 e	0.0 e	0.0 e	....	....	....	....	....	....
Nepal	558	....	0.0 e	0.0 e	0.0 e	0.0 e	0.0 e	....	....	....	....	....	....
Palau	565	....	0.0 e	0.0 e	0.0 e	0.0 e	0.0 e	....	....	....	....	....	....
Papua New Guinea	853	....	....	....	....	....	....	0.2	0.0 r	0.0 r	0.0 r	0.0 r	0.0 r
Philippines	566	0.3	0.2 r	0.0 r	0.0 r	0.0 r	0.0 r	3.8	0.5 r	0.5 r	0.7 r	0.7 r	0.7 r
Sri Lanka	524	0.1	0.0 r	0.0 r	0.0 r	0.0 r	0.0 r	1.9	0.4 r	0.5 r	1.0 r	0.9 r	0.4 r

# Nicaragua (278)

In Millions of U.S. Dollars

		Exports (FOB)						Imports (CIF)					
		2015	2015Q3	2015Q4	2016Q1	2016Q2	2016Q3	2015	2015Q3	2015Q4	2016Q1	2016Q2	2016Q3
Thailand	578	2.1	0.5 r	0.7 r	0.6 r	0.6 r	0.6 r	137.1	45.0 r	32.6 r	50.0 r	44.9 r	37.5 r
Tonga	866	....	0.0 e	0.0 e	0.0 e	0.0 e	0.0 e	....	....	....	....	....	....
Vietnam	582	3.5	0.8 r	0.8 r	0.8 r	0.9 r	0.8 r	21.2	5.2 r	5.7 r	5.0 r	5.3 r	5.3 r
Asia n.s.	598	0.0	0.0 r	0.0 r	0.0 r	0.0 r	0.0 r	0.0	0.0 r	0.0 r	0.0 r	0.0 r	0.0 r
<b>Europe</b>	170	<b>10.1</b>	<b>2.5</b>	<b>2.3</b>	<b>1.3</b>	<b>4.0</b>	<b>4.9</b>	<b>81.7</b>	<b>6.5</b>	<b>25.8</b>	<b>26.6</b>	<b>22.2</b>	<b>32.1</b>
<b>Emerg. &amp; Dev. Europe</b>	903	<b>4.2</b>	<b>1.0</b>	<b>0.9</b>	<b>0.6</b>	<b>1.7</b>	<b>2.2</b>	<b>15.3</b>	<b>2.7</b>	<b>4.3</b>	<b>6.1</b>	<b>6.6</b>	<b>5.6</b>
Albania	914	0.0	0.0 r	0.0 r	0.0 r	0.0 r	0.0 r	0.0	0.0 r	0.0 r	0.0 r	0.0 r	0.0 r
Bosnia and Herzegovina	963	....	0.0 e	0.0 e	0.0 e	0.0 e	0.0 e	....	0.0 e	0.0 e	0.0 e	0.0 e	0.0 e
Bulgaria	918	0.4	0.1 r	0.2 r	0.2 r	0.2 r	0.3 r	0.5	0.0 r	0.0 r	0.3 r	0.1 r	0.1 r
Croatia	960	....	0.0 e	0.0 e	0.0 e	0.0 e	0.0 e	0.0	....	....	....	....	....
Faroe Islands	816	....	0.0 e	0.0 e	0.0 e	0.0 e	0.0 e	....	....	....	....	....	....
Gibraltar	823	0.0	0.0 r	0.0 r	0.0 r	0.0 r	0.0 r	....	....	....	....	....	....
Hungary	944	0.0	0.0 r	0.0 r	0.0 r	0.0 r	0.0 r	2.5	0.5 r	1.0 r	0.5 r	1.9 r	0.8 r
Macedonia, FYR	962	0.0	0.0 r	0.0 r	0.0 r	0.0 r	0.0 r	0.0	0.0 r	0.0 r	0.0 r	0.0 r	0.0 r
Montenegro	943	....	0.0 e	0.0 e	0.0 e	....	0.0 e	....	....	....	....	....	....
Poland	964	3.7	0.8 r	0.6 r	0.4 r	1.4 r	1.7 r	6.9	0.7 r	1.7 r	2.8 r	2.8 r	2.8 r
Romania	968	0.1	0.0 r	0.0 r	0.0 r	0.0 r	0.0 r	0.7	0.1 r	0.3 r	0.8 r	0.8 r	0.9 r
Serbia, Republic of	942	....	0.0 e	0.0 e	0.0 e	0.0 e	0.1 e	....	....	....	0.0 e	....	....
Turkey	186	0.0	0.0 r	0.0 r	0.0 r	0.0 r	0.0 r	4.5	1.4 r	1.3 r	1.8 r	1.0 r	1.0 r
<b>CIS</b>	901	<b>5.8</b>	<b>1.4</b>	<b>1.4</b>	<b>0.7</b>	<b>2.3</b>	<b>2.7</b>	<b>66.4</b>	<b>3.8</b>	<b>21.5</b>	<b>20.5</b>	<b>15.6</b>	<b>26.5</b>
Armenia	911	....	0.0 e	0.0 e	0.0 e	0.0 e	0.0 e	....	....	....	....	....	....
Belarus	913	....	0.0 e	0.0 e	0.0 e	0.1 e	0.1 e	3.9	1.6 r	0.6 r	0.3 r	0.5 r	0.6 r
Kyrgyz Republic	917	....	0.0 e	0.0 e	0.0 e	0.0 e	0.0 e	....	....	....	....	....	....
Moldova	921	....	0.0 e	0.0 e	0.0 e	0.0 e	0.0 e	....	....	....	....	....	....
Russian Federation	922	5.6	1.3 r	1.3 r	0.7 r	2.2 r	2.6 r	62.3	2.2 r	20.6 r	20.2 r	15.1 r	25.9 r
Ukraine	926	0.2	0.1 r	0.1 r	....	....	....	0.3	....	0.2 r	....	....	....
Europe n.s.	884	0.0	0.0 r	0.0 r	0.0 r	0.0 r	0.0 r	0.0	0.0 r	0.0 r	0.0 r	0.0 r	0.0 r
<b>Mid East, N Africa, Pak</b>	440	<b>5.5</b>	<b>1.3</b>	<b>1.2</b>	<b>1.2</b>	<b>1.4</b>	<b>1.3</b>	<b>7.6</b>	<b>2.0</b>	<b>2.0</b>	<b>1.8</b>	<b>1.8</b>	<b>1.8</b>
Algeria	612	0.0	0.0 r	0.0 r	0.0 r	0.0 r	0.0 r	....	....	....	....	....	....
Bahrain, Kingdom of	419	....	0.0 e	0.0 e	0.0 e	0.0 e	0.0 e	0.0	0.0 r	0.0 r	0.0 r	0.0 r	0.0 r
Egypt	469	0.1	....	....	....	....	....	0.2	0.2 r	....	....	....	....
Iran, I.R. of	429	....	....	....	....	....	....	0.0	0.0 r	0.0 r	0.0 r	0.0 r	0.0 r
Jordan	439	0.1	0.0 r	0.0 r	0.0 r	0.0 r	0.1 r	0.1	0.0 r	0.0 r	0.0 r	0.0 r	0.0 r
Lebanon	446	0.1	0.0 r	0.0 r	0.0 r	0.0 r	0.0 r	0.0	0.0 r	0.0 r	0.0 r	0.0 r	0.0 r
Mauritania	682	....	....	....	....	....	....	0.0	0.0 r	0.0 r	0.0 r	0.0 r	0.0 r
Morocco	686	0.2	0.1 r	0.0 r	....	....	....	0.1	0.0 r	0.0 r	0.0 r	0.0 r	0.0 r
Oman	449	0.0	0.0 r	0.0 r	0.0 r	0.0 r	0.0 r	....	....	....	....	....	....
Pakistan	564	0.2	0.1 r	0.1 r	0.1 r	0.1 r	0.1 r	1.8	0.4 r	0.5 r	0.4 r	0.5 r	0.5 r
Qatar	453	....	....	....	....	....	....	0.9	0.2 r	0.2 r	0.2 r	0.2 r	0.2 r
Saudi Arabia	456	0.1	0.0 r	0.0 r	0.0 r	0.0 r	0.0 r	1.9	0.5 r	0.5 r	0.5 r	0.5 r	0.5 r
Sudan	732	....	....	....	....	....	....	0.0	0.0 r	0.0 r	0.0 r	0.0 r	0.0 r
Syrian Arab Republic	463	....	....	....	....	....	....	0.0	0.0 r	0.0 r	0.0 r	0.0 r	0.0 r
Tunisia	744	....	0.0 e	0.0 e	0.0 e	0.0 e	0.0 e	0.2	0.1 r	0.1 r	0.1 r	0.1 r	0.1 r
United Arab Emirates	466	4.7	1.1 r	1.0 r	1.1 r	1.2 r	1.1 r	2.2	0.5 r	0.6 r	0.5 r	0.5 r	0.6 r
Yemen, Republic of	474	....	0.0 e	0.0 e	0.0 e	0.0 e	0.0 e	....	....	....	....	....	....
<b>Sub-Saharan Africa</b>	603	<b>28.8</b>	<b>7.3</b>	<b>7.3</b>	<b>7.3</b>	<b>7.4</b>	<b>7.3</b>	<b>11.0</b>	<b>2.6</b>	<b>3.7</b>	<b>2.5</b>	<b>2.9</b>	<b>2.8</b>
Angola	614	0.1	0.0 r	0.0 r	0.0 r	0.0 r	0.0 r	....	....	....	....	....	....
Botswana	616	....	0.0 e	0.0 e	0.0 e	0.0 e	0.0 e	....	....	....	....	....	....
Burundi	618	....	0.0 e	0.0 e	0.0 e	0.0 e	0.0 e	....	....	....	....	....	....
Cabo Verde	624	....	....	....	....	....	....	0.0	0.0 r	0.0 r	0.0 r	0.0 r	0.0 r
Cameroon	622	0.0	0.0 r	0.0 r	0.0 r	0.0 r	0.0 r	0.0	0.0 r	0.0 r	0.0 r	0.0 r	0.0 r
Central African Rep.	626	....	....	....	....	....	....	0.0	....	....	....	....	....
Chad	628	....	....	....	....	....	....	0.0	0.0 r	0.0 r	0.0 r	0.0 r	0.0 r
Congo, Republic of	634	0.2	0.0 r	0.0 r	0.0 r	0.0 r	0.0 r	0.0	0.0 r	0.0 r	0.0 r	0.0 r	0.0 r
Côte d'Ivoire	662	28.0	7.0 r	7.0 r	7.0 r	7.0 r	7.0 r	0.0	0.0 r	0.0 r	0.0 r	0.0 r	0.0 r
Ethiopia	644	....	....	....	....	....	....	8.4	2.1 r	2.3 r	2.0 r	2.1 r	2.1 r
Gabon	646	....	....	....	....	....	....	0.0	0.0 r	0.0 r	0.0 r	0.0 r	0.0 r
Ghana	652	0.0	0.0 r	0.0 r	0.0 r	0.0 r	0.0 r	0.0	0.0 r	0.0 r	0.0 r	0.0 r	0.0 r
Guinea	656	....	0.0 e	0.0 e	0.0 e	0.0 e	0.0 e	0.0	0.0 r	0.0 r	0.0 r	0.0 r	0.0 r
Kenya	664	0.0	0.0 r	0.0 r	0.0 r	0.0 r	0.0 r	....	0.0 e	0.0 e	0.0 e	0.0 e	0.0 e

# Nicaragua (278)

In Millions of U.S. Dollars

		Exports (FOB)						Imports (CIF)					
		2015	2015Q3	2015Q4	2016Q1	2016Q2	2016Q3	2015	2015Q3	2015Q4	2016Q1	2016Q2	2016Q3
Madagascar	674	....	....	....	....	....	....	0.0	0.0 r	0.0 r	0.0 r	0.0 r	0.0 r
Malawi	676	....	0.0 e	0.0 e	0.0 e	0.0 e	0.0 e	....	....	....	....	....	....
Mauritius	684	....	0.0 e	0.0 e	0.0 e	0.0 e	0.0 e	0.1	....	0.1 r	0.2 r	0.2 r	0.2 r
Mozambique	688	0.0	0.0 r	0.0 r	0.0 r	0.0 r	0.0 r	0.0	0.0 r	0.0 r	0.0 r	0.0 r	0.0 r
Namibia	728	....	0.0 e	0.0 e	0.0 e	0.0 e	0.0 e	....	....	....	....	....	....
Niger	692	....	0.0 e	0.0 e	0.0 e	0.0 e	0.0 e	0.0	0.0 r	0.0 r	0.0 r	0.0 r	0.0 r
Nigeria	694	....	....	....	....	....	....	0.3	0.1 r	0.1 r	0.1 r	0.1 r	0.1 r
Rwanda	714	....	0.0 e	0.0 e	0.0 e	0.0 e	0.0 e	....	....	....	....	....	....
Senegal	722	0.0	....	0.0 r	....	....	....	0.0	0.0 r	0.0 r	0.0 r	0.0 r	0.0 r
Seychelles	718	....	0.0 e	0.0 e	0.0 e	0.0 e	0.0 e	....	....	....	....	....	....
South Africa	199	0.4	0.1 r	0.1 r	0.1 r	0.2 r	0.1 r	2.2	0.4 r	1.3 r	0.3 r	0.5 r	0.5 r
Togo	742	....	0.1 e	0.1 e	0.1 e	0.1 e	0.1 e	....	....	....	....	....	....
Zambia	754	0.0	....	....	....	0.0 r	....	....	....	....	....	....	....
<b>Western Hemisphere</b>	<b>205</b>	<b>1,588.6</b>	<b>395.1</b>	<b>383.2</b>	<b>418.2</b>	<b>440.1</b>	<b>405.0</b>	<b>2,773.0</b>	<b>623.4</b>	<b>651.3</b>	<b>708.7</b>	<b>750.6</b>	<b>763.0</b>
Antigua and Barbuda	311	....	0.0 e	0.0 e	0.0 e	0.0 e	0.0 e	....	....	....	....	....	....
Argentina	213	0.1	0.0 r	0.0 r	0.0 r	0.0 r	0.0 r	30.4	7.7 r	7.9 r	8.2 r	8.5 r	8.7 r
Aruba	314	0.2	0.1 r	0.0 r	....	....	....	0.3	0.1 r	0.1 r	0.1 r	0.1 r	0.1 r
Bahamas, The	313	0.1	0.0 r	0.0 r	0.0 r	0.0 r	0.0 r	0.0	0.0 r	0.0 r	0.0 r	0.0 r	0.0 r
Barbados	316	0.0	0.0 r	0.0 r	0.0 r	0.0 r	0.0 r	0.0	0.0 r	0.0 r	0.0 r	0.0 r	0.0 r
Belize	339	0.3	0.1 r	0.1 r	0.1 r	0.1 r	0.1 r	0.2	0.1 r	0.1 r	0.1 r	0.1 r	0.1 r
Bermuda	319	0.0	0.0 r	0.0 r	0.0 r	0.0 r	0.0 r	....	....	....	....	....	....
Bolivia	218	0.9	0.1 r	0.5 r	0.2 r	0.0 r	0.0 r	0.5	0.2 r	0.1 r	0.2 r	0.2 r	0.2 r
Brazil	223	2.6	0.9 r	0.6 r	0.6 r	0.6 r	0.6 r	127.3	34.5 r	42.8 r	39.1 r	42.0 r	35.1 r
Chile	228	2.7	0.7 r	0.5 r	0.4 r	0.6 r	0.3 r	42.9	10.4 r	12.0 r	9.8 r	11.9 r	12.2 r
Colombia	233	9.9	2.6 r	2.4 r	2.2 r	2.5 r	2.2 r	19.7	5.3 r	5.1 r	5.9 r	6.3 r	6.5 r
Costa Rica	238	131.9	30.4 r	27.4 r	29.6 r	33.1 r	30.2 r	479.0	118.3 r	131.2 r	114.7 r	120.4 r	121.0 r
Dominica	321	0.1	0.0 r	0.0 r	0.0 r	0.0 r	0.0 r	....	....	....	....	....	....
Dominican Republic	243	35.4	8.4 r	7.4 r	7.7 r	8.3 r	7.3 r	8.2	2.0 r	2.2 r	2.0 r	2.1 r	2.2 r
Ecuador	248	4.1	1.1 r	0.4 r	0.3 r	0.3 r	0.3 r	71.2	29.9 r	33.7 r	38.0 r	38.4 r	37.3 r
El Salvador	253	259.4	68.5 r	62.6 r	63.6 r	66.9 r	71.7 r	307.7	75.3 r	77.5 r	70.1 r	73.5 r	74.8 r
Guatemala	258	111.6	27.0 r	24.4 r	25.6 r	27.8 r	24.7 r	407.4	101.2 r	112.0 r	96.9 r	100.9 r	100.6 r
Guyana	336	0.4	0.1 r	0.1 r	0.1 r	0.1 r	0.1 r	12.9	3.2 r	3.2 r	3.2 r	3.2 r	3.2 r
Haiti	263	1.4	0.3 r	0.3 r	0.3 r	0.3 r	0.3 r	0.0	0.0 r	0.0 r	0.0 r	0.0 r	0.0 r
Honduras	268	174.3	41.4 r	40.1 r	40.0 r	43.4 r	38.5 r	173.1	48.1 r	45.9 r	46.0 r	48.0 r	48.1 r
Jamaica	343	0.9	0.2 r	0.2 r	0.2 r	0.2 r	0.2 r	0.0	0.0 r	0.0 r	0.0 r	0.0 r	0.0 r
Mexico	273	519.1	133.9 r	142.8 r	169.7 r	168.9 r	149.6 r	610.1	160.7 r	149.6 r	147.7 r	146.7 r	149.7 r
Netherlands Antilles	353	0.3	....	....	0.1 r	0.1 r	0.1 r	356.0	....	....	84.3 r	88.5 r	89.0 r
Panama	283	35.3	9.4 r	9.9 r	9.4 r	10.6 r	9.6 r	27.2	8.1 r	6.0 r	5.3 r	4.0 r	3.8 r
Paraguay	288	0.2	0.1 r	0.1 r	0.1 r	0.1 r	0.1 r	3.6	0.9 r	1.0 r	0.9 r	0.9 r	0.9 r
Peru	293	2.6	0.6 r	0.5 r	0.6 r	0.7 r	0.6 r	20.6	5.0 r	5.6 r	4.9 r	5.1 r	5.1 r
St. Kitts and Nevis	361	....	0.0 e	0.0 e	0.0 e	0.0 e	0.0 e	0.0	0.0 r	0.0 r	0.0 r	0.0 r	0.0 r
St. Lucia	362	0.0	0.0 r	0.0 r	0.0 r	0.0 r	0.0 r	....	....	....	....	....	....
St. Vincent & Grens.	364	....	0.0 e	0.0 e	0.0 e	0.0 e	0.0 e	....	....	....	....	....	....
Suriname	366	0.4	0.1 r	0.1 r	0.1 r	0.1 r	0.1 r	0.0	0.0 r	0.0 r	0.0 r	0.0 r	0.0 r
Trinidad and Tobago	369	0.6	0.1 r	0.1 r	0.1 r	0.1 r	0.1 r	2.2	0.5 r	0.6 r	0.5 r	0.6 r	0.6 r
Uruguay	298	0.1	0.0 r	0.0 r	0.0 r	0.0 r	0.0 r	17.2	6.6 r	1.4 r	1.3 r	1.3 r	1.3 r
Venezuela, Rep. Bol.	299	290.3	68.0 r	61.8 r	66.5 r	74.2 r	67.5 r	55.1	5.1 r	13.3 r	29.6 r	48.0 r	62.6 r
Western Hem. n.s.	399	3.4	0.8 r	0.7 r	0.8 r	0.9 r	0.8 r	0.0	0.0 r	0.0 r	0.0 r	0.0 r	0.0 r
<b>Other Countries n.i.e</b>	<b>910</b>	<b>1.9</b>	<b>0.5</b>	<b>0.4</b>	<b>0.4</b>	<b>0.5</b>	<b>0.4</b>	<b>2.0</b>	<b>0.5</b>	<b>0.5</b>	<b>0.5</b>	<b>0.5</b>	<b>0.5</b>
Cuba	928	1.9	0.5 r	0.4 r	0.4 r	0.5 r	0.4 r	1.7	0.4 r	0.5 r	0.4 r	0.4 r	0.4 r
Korea, Dem. People's Rep.	954	0.0	0.0 r	0.0 r	0.0 r	0.0 r	0.0 r	0.4	0.1 r	0.1 r	0.1 r	0.1 r	0.1 r
<b>Countries &amp; Areas n.s.</b>	<b>898</b>	<b>....</b>	<b>....</b>	<b>....</b>	<b>....</b>	<b>....</b>	<b>....</b>	<b>0.1</b>	<b>....</b>	<b>....</b>	<b>0.0 r</b>	<b>0.0 r</b>	<b>0.0 r</b>
<b>Memorandum Items</b>													
Africa	605	29.0	7.4	7.3	7.3	7.4	7.3	11.3	2.7	3.8	2.6	3.0	2.9
Middle East	405	5.1	1.2	1.1	1.2	1.3	1.3	5.4	1.5	1.4	1.2	1.3	1.3
European Union	998	303.5	96.2	71.0	57.7	65.3	81.6	420.9	105.8	128.0	90.6	97.1	98.8
Export earnings: fuel	080	316.6	74.5	67.6	71.2	80.7	74.0	216.4	44.6	74.9	95.7	109.9	134.4
Export earnings: nonfuel	092	4,388.4	1,166.8	1,035.8	1,018.7	1,102.9	1,117.4	5,651.0	1,381.8	1,412.8	1,402.2	1,480.2	1,455.8



# Niger (692)

In Millions of U.S. Dollars

		Exports (FOB)						Imports (CIF)					
		2015	2015Q3	2015Q4	2016Q1	2016Q2	2016Q3	2015	2015Q3	2015Q4	2016Q1	2016Q2	2016Q3
IFS World		1,050.0	....	....	....	....	....	1,990.0	....	....	....	....	....
World	001	787.8	125.0	217.4	306.0	207.3	141.8	2,460.0	679.5	670.9	417.9	486.3	414.3
Advanced Economies	110	525.1	73.7	142.6	254.0	165.6	123.1	1,169.6	295.5	400.3	201.8	191.8	164.2
Euro Area	163	328.5	51.0	88.1	58.2	56.0	14.5	916.8	191.5	345.0	173.0	151.5	140.7
Austria	122	....	....	....	....	....	....	0.7	0.1 r	0.2 r	0.2 r	0.5 r	0.0 r
Belgium	124	8.6	0.2 r	1.7 r	0.0 r	0.0 r	0.0 r	23.6	7.8 r	4.4 r	4.3 r	2.3 r	5.9 r
Cyprus	423	....	....	....	....	....	....	0.1	0.1 r	0.0 r	0.0 r	0.0 r	0.0 r
Estonia	939	....	....	....	....	....	....	1.5	1.5 r	....	....	....	....
Finland	172	....	....	....	....	....	....	0.1	0.0 r	0.0 r	....	0.0 r	0.0 r
France	132	303.3	47.9 r	84.2 r	54.9 r	52.2 r	11.0 r	778.5	155.8 r	318.4 r	149.2 r	131.6 r	113.8 r
Germany	134	2.9	1.8 r	0.9 r	1.4 r	1.3 r	1.3 r	41.8	6.9 r	6.0 r	5.9 r	4.8 r	8.7 r
Greece	174	....	....	....	....	....	....	1.5	0.0 r	0.1 r	0.0 r	0.0 r	0.0 r
Ireland	178	....	....	....	....	....	....	1.6	0.9 r	0.2 r	1.0 r	1.0 r	1.5 r
Italy	136	2.1	....	0.1 r	0.3 r	0.3 r	0.3 r	20.1	6.2 r	5.3 r	3.5 r	3.2 r	5.0 r
Latvia	941	....	....	....	....	....	....	0.0	0.0 r	0.0 r	....	0.0 r	0.0 r
Lithuania	946	0.0	0.0 r	....	....	0.0 r	....	0.0	0.0 r	0.0 r	0.1 r	0.0 r	0.0 r
Luxembourg	137	....	....	....	....	....	....	0.8	0.0 r	0.5 r	0.5 r	0.0 r	0.0 r
Malta	181	....	....	....	0.0 r	0.0 r	....	1.0	....	....	0.0 r	0.5 r	....
Netherlands	138	10.4	0.7 r	1.1 r	1.5 r	1.5 r	1.5 r	31.5	8.2 r	6.4 r	5.0 r	4.0 r	3.8 r
Portugal	182	0.0	0.0 r	0.0 r	0.0 r	0.0 r	0.0 r	1.5	0.3 r	0.4 r	0.1 r	0.5 r	0.2 r
Slovak Republic	936	0.0	....	....	....	....	0.0 r	1.4	....	0.2 r	....	0.1 r	....
Slovenia	961	....	....	....	....	....	0.0 r	0.1	....	0.1 r	0.1 r	0.1 r	0.1 r
Spain	184	1.0	0.4 r	0.2 r	0.0 r	0.6 r	0.3 r	10.9	3.7 r	2.7 r	3.1 r	2.9 r	1.7 r
Australia	193	....	....	....	....	....	....	1.0	0.1 r	0.4 r	4.9 r	1.9 r	0.6 r
Canada	156	0.3	0.2 r	0.1 r	0.1 r	0.1 r	0.1 r	2.0	0.5 r	0.7 r	0.3 r	1.0 r	0.3 r
China,P.R.: Hong Kong	532	0.0	0.0 r	0.0 r	0.0 r	0.0 r	0.0 r	0.4	0.3 r	0.0 r	0.0 r	0.1 r	0.0 r
Czech Republic	935	0.0	....	....	....	....	0.0 r	1.3	0.2 r	0.4 r	1.3 r	2.9 r	0.1 r
Denmark	128	0.0	0.0 r	0.0 r	0.0 r	0.0 r	0.0 r	4.7	0.8 r	1.8 r	2.4 r	1.1 r	1.1 r
Iceland	176	....	....	....	....	....	....	0.1	....	....	....	....	....
Israel	436	....	....	....	....	....	....	0.8	0.2 r	0.2 r	....	....	0.2 r
Japan	158	7.7	....	2.7 r	7.7 r	7.7 r	7.6 r	65.9	43.0 r	10.0 r	3.8 r	3.0 r	5.1 r
Korea, Republic of	542	0.5	0.0 r	0.2 r	89.8 r	1.0 r	3.9 r	11.2	0.3 r	1.3 r	0.4 r	5.4 r	0.1 r
New Zealand	196	....	....	....	....	....	....	1.6	0.2 r	1.3 r	....	0.0 r	0.0 r
Norway	142	0.0	0.0 r	0.0 r	0.0 r	0.0 r	0.0 r	0.2	0.0 r	0.0 r	0.0 r	0.0 r	....
Singapore	576	3.8	0.0 r	0.4 r	1.1 r	0.7 r	0.7 r	3.5	1.6 r	0.9 r	0.1 r	0.3 r	0.0 r
Switzerland	146	41.9	8.3 r	13.2 r	9.1 r	10.5 r	8.2 r	15.2	3.2 r	2.6 r	1.4 r	1.4 r	1.3 r
Taiwan Prov.of China	528	....	....	....	....	....	....	1.6	0.4 r	0.5 r	0.6 r	0.8 r	0.0 r
United Kingdom	112	0.1	0.0 r	0.0 r	0.0 r	0.0 r	0.0 r	11.0	3.8 r	2.8 r	1.7 r	2.7 r	1.1 r
United States	111	142.3	14.1 r	38.0 r	88.0 r	89.7 r	88.2 r	132.4	49.5 r	32.4 r	11.8 r	19.5 r	13.7 r
Emerg. & Dev. Economies	200	262.7	51.4	74.8	52.0	41.7	18.7	1,274.1	379.4	266.7	213.7	291.6	247.4
Emerg. & Dev. Asia	505	55.2	10.2	26.9	7.9	5.9	5.0	776.3	239.2	144.9	114.0	175.3	138.9
American Samoa	859	0.0	0.0 r	0.0 r	0.0 r	0.0 r	0.0 r	0.0	0.0 r	0.0 r	0.0 r	0.0 r	0.0 r
Bangladesh	513	0.0	0.0 r	0.0 r	0.0 r	0.0 r	0.0 r	0.0	0.0 r	0.0 r	0.0 r	0.0 r	0.0 r
Brunei Darussalam	516	0.0	0.0 r	0.0 r	0.0 r	0.0 r	0.0 r	0.0	0.0 r	0.0 r	0.0 r	0.0 r	0.0 r
Cambodia	522	....	....	....	....	....	....	0.4	0.1 r	0.1 r	0.1 r	0.1 r	0.1 r
China,P.R.: Mainland	924	7.6	0.9 r	1.3 r	3.3 r	1.6 r	1.1 r	565.4	164.7 r	83.4 r	46.4 r	115.1 r	85.1 r
Fiji	819	0.0 e	0.0 e	0.0 e	0.0 e	0.0 e	0.0 e	....	....	....	....	....	....
F.T. French Polynesia	887	0.0 e	0.0 e	0.0 e	0.0 e	0.0 e	0.0 e	....	....	....	....	....	....
F.T. New Caledonia	839	....	....	....	....	....	....	0.0	0.0 r	0.0 r	0.0 r	0.0 r	0.0 r
India	534	11.6	8.6 r	1.1 r	0.6 r	0.4 r	0.4 r	93.5	29.5 r	28.2 r	38.6 r	31.1 r	23.7 r
Indonesia	536	1.9	0.0 r	0.2 r	0.0 r	....	....	4.2	1.2 r	0.6 r	1.3 r	1.8 r	1.6 r
Malaysia	548	21.7	....	21.7 r	....	....	....	27.6	9.0 r	10.5 r	5.6 r	8.1 r	4.5 r
Maldives	556	....	....	....	....	....	....	0.0	0.0 r	0.0 r	0.0 r	0.0 r	0.0 r
Mongolia	948	0.0 e	0.0 e	0.0 e	0.0 e	0.0 e	0.0 e	....	....	....	....	....	....
Myanmar	518	....	....	....	....	....	....	0.7	0.2 r	0.2 r	0.1 r	0.1 r	0.1 r
Nepal	558	0.0 e	0.0 e	0.0 e	0.0 e	0.0 e	0.0 e	....	....	....	....	....	....
Palau	565	0.0 e	....	0.0 e	0.0 e	....	0.0 e	....	....	....	....	....	....
Philippines	566	....	....	....	....	....	....	0.2	....	0.0 r	....	....	....
Samoa	862	0.1 e	0.0 e	0.0 e	0.0 e	0.0 e	0.0 e	....	....	....	....	....	....
Sri Lanka	524	....	....	....	....	....	....	0.1	0.0 r	0.1 r	0.1 r	0.0 r	0.1 r

# Niger (692)

In Millions of U.S. Dollars

		Exports (FOB)						Imports (CIF)					
		2015	2015Q3	2015Q4	2016Q1	2016Q2	2016Q3	2015	2015Q3	2015Q4	2016Q1	2016Q2	2016Q3
Thailand	578	8.9	0.2 r	1.7 r	3.2 r	3.2 r	3.2 r	79.2	33.0 r	20.7 r	21.2 r	18.0 r	23.0 r
Vietnam	582	3.4	0.5 r	0.9 r	0.8 r	0.6 r	0.2 r	4.5	1.3 r	1.1 r	0.7 r	0.8 r	0.7 r
Asia n.s.	598	....	....	....	....	....	....	0.3	0.1 r	0.1 r	0.0 r	0.1 r	0.1 r
<b>Europe</b>	170	<b>4.4</b>	<b>0.4</b>	<b>0.3</b>	<b>0.6</b>	<b>0.6</b>	<b>0.5</b>	<b>24.0</b>	<b>4.5</b>	<b>4.6</b>	<b>3.7</b>	<b>4.9</b>	<b>4.6</b>
<b>Emerg. &amp; Dev. Europe</b>	903	<b>4.3</b>	<b>0.3</b>	<b>0.3</b>	<b>0.6</b>	<b>0.6</b>	<b>0.5</b>	<b>20.1</b>	<b>4.2</b>	<b>4.5</b>	<b>3.7</b>	<b>3.9</b>	<b>3.9</b>
Albania	914	....	....	....	....	....	....	0.0	0.0 r	0.0 r	0.0 r	0.0 r	0.0 r
Bosnia and Herzegovina	963	....	....	....	....	....	....	0.1	0.0 r	0.0 r	0.0 r	0.0 r	0.0 r
Bulgaria	918	0.0	0.0 r	0.0 r	0.0 r	0.0 r	0.0 r	0.1	0.0 r	0.0 r	0.0 r	0.0 r	0.0 r
Croatia	960	....	....	....	....	....	....	0.0	0.0 r	....	0.0 r	....	....
Hungary	944	0.0	....	....	....	....	....	1.2	0.4 r	0.3 r	0.6 r	0.2 r	0.7 r
Poland	964	1.1	0.3 r	0.2 r	0.5 r	0.5 r	0.5 r	3.3	1.0 r	1.2 r	0.2 r	0.5 r	0.6 r
Romania	968	0.0	....	0.0 r	0.0 r	....	....	0.1	....	0.1 r	0.0 r	0.1 r	0.0 r
Turkey	186	3.2	0.0 r	0.1 r	0.0 r	0.0 r	0.0 r	15.3	2.8 r	2.9 r	2.8 r	3.0 r	2.7 r
<b>CIS</b>	901	<b>0.0</b>	<b>0.0</b>	<b>0.0</b>	<b>0.0</b>	<b>0.0</b>	<b>0.0</b>	<b>4.0</b>	<b>0.3</b>	<b>0.1</b>	<b>0.0</b>	<b>1.0</b>	<b>0.7</b>
Armenia	911	0.0 e	0.0 e	0.0 e	0.0 e	0.0 e	....	0.0	0.0 r	0.0 r	0.0 r	0.0 r	0.0 r
Azerbaijan, Rep. of	912	....	....	....	....	....	....	0.0	0.0 r	0.0 r	0.0 r	0.0 r	0.0 r
Belarus	913	0.0 e	0.0 e	0.0 e	0.0 e	0.0 e	0.0 e	0.2	0.0 r	0.1 r	....	....	....
Georgia	915	....	....	....	....	....	....	0.1	0.1 r	....	....	....	....
Kyrgyz Republic	917	0.0 e	0.0 e	0.0 e	0.0 e	0.0 e	0.0 e	....	....	....	....	....	....
Russian Federation	922	0.0	0.0 r	0.0 r	....	....	....	1.1	....	0.0 r	....	....	0.0 r
Ukraine	926	0.0	....	....	....	....	0.0 r	2.6	0.2 r	....	....	1.0 r	0.6 r
Uzbekistan	927	....	....	....	....	....	....	0.0	0.0 r	0.0 r	0.0 r	0.0 r	0.0 r
Europe n.s.	884	....	....	....	....	....	....	0.0	0.0 r	0.0 r	0.0 r	0.0 r	0.0 r
<b>Mid East, N Africa, Pak</b>	440	<b>7.9</b>	<b>0.9</b>	<b>1.5</b>	<b>1.9</b>	<b>1.7</b>	<b>1.3</b>	<b>67.5</b>	<b>18.8</b>	<b>16.8</b>	<b>13.7</b>	<b>15.4</b>	<b>14.6</b>
Afghanistan, I.R. of	512	....	....	....	....	....	....	0.0	0.0 r	0.0 r	0.0 r	0.0 r	0.0 r
Algeria	612	1.6	0.2 r	0.4 r	0.4 r	0.3 r	0.1 r	11.4	3.1 r	2.7 r	1.7 r	2.2 r	2.1 r
Bahrain, Kingdom of	419	....	....	....	....	....	....	1.7	0.5 r	0.4 r	0.2 r	0.3 r	0.3 r
Djibouti	611	....	....	....	....	....	....	0.0	0.0 r	0.0 r	0.0 r	0.0 r	0.0 r
Egypt	469	0.0	....	0.0 r	....	....	....	3.1	1.0 r	0.3 r	0.1 r	0.1 r	0.1 r
Iran, I.R. of	429	....	....	....	....	....	....	0.8	0.2 r	0.2 r	0.1 r	0.1 r	0.1 r
Jordan	439	....	....	....	....	....	....	0.2	....	....	0.0 r	....	0.0 r
Kuwait	443	....	....	....	....	....	....	1.3	0.4 r	0.3 r	0.2 r	0.2 r	0.2 r
Lebanon	446	2.0	....	0.2 r	0.7 r	0.7 r	0.7 r	1.8	0.6 r	0.2 r	0.3 r	0.3 r	0.3 r
Libya	672	0.2	0.0 r	0.1 r	0.1 r	0.0 r	0.0 r	1.6	0.5 r	0.4 r	0.2 r	0.3 r	0.3 r
Mauritania	682	....	....	....	....	....	....	0.1	0.0 r	0.0 r	0.0 r	0.0 r	0.0 r
Morocco	686	0.8	....	....	....	....	....	10.1	2.4 r	3.8 r	2.2 r	2.6 r	2.3 r
Pakistan	564	0.2	0.0 r	0.1 r	0.1 r	0.0 r	0.0 r	20.3	5.8 r	4.9 r	6.4 r	6.4 r	6.4 r
Qatar	453	....	....	....	....	....	....	0.1	0.0 r	0.0 r	0.0 r	0.0 r	0.0 r
Saudi Arabia	456	0.1	0.0 r	0.0 r	0.0 r	0.0 r	0.0 r	1.5	0.4 r	0.4 r	0.2 r	0.3 r	0.3 r
Sudan	732	0.0	0.0 r	0.0 r	0.0 r	0.0 r	0.0 r	0.0	0.0 r	0.0 r	0.0 r	0.0 r	0.0 r
Syrian Arab Republic	463	0.0 e	0.0 e	0.0 e	0.0 e	0.0 e	0.0 e	0.0	0.0 r	0.0 r	0.0 r	0.0 r	0.0 r
Tunisia	744	1.2	0.3 r	0.3 r	0.3 r	0.3 r	0.3 r	4.8	1.3 r	1.1 r	0.7 r	0.9 r	0.8 r
United Arab Emirates	466	1.6	0.2 r	0.4 r	0.4 r	0.3 r	0.1 r	8.8	2.5 r	2.1 r	1.3 r	1.6 r	1.5 r
West Bank and Gaza	487	....	....	....	....	....	....	0.0	0.0 r	0.0 r	0.0 r	0.0 r	0.0 r
Yemen, Republic of	474	....	....	....	....	....	....	0.0	0.0 r	0.0 r	0.0 r	0.0 r	0.0 r
<b>Sub-Saharan Africa</b>	603	<b>181.0</b>	<b>27.1</b>	<b>46.0</b>	<b>41.6</b>	<b>33.4</b>	<b>11.8</b>	<b>358.2</b>	<b>102.9</b>	<b>85.9</b>	<b>52.0</b>	<b>65.3</b>	<b>58.9</b>
Angola	614	....	....	....	....	....	....	0.0	0.0 r	0.0 r	0.0 r	0.0 r	0.0 r
Benin	638	2.3	0.2 r	0.2 r	0.3 r	0.4 r	0.2 r	61.5	18.0 r	14.8 r	8.6 r	10.3 r	9.0 r
Burkina Faso	748	43.6	6.5 r	11.1 r	10.1 r	8.1 r	2.7 r	12.3	3.4 r	2.9 r	1.8 r	2.2 r	2.1 r
Cabo Verde	624	....	....	....	....	....	....	0.0	0.0 r	0.0 r	0.0 r	0.0 r	0.0 r
Cameroon	622	3.0	0.4 r	0.8 r	0.7 r	0.5 r	0.2 r	5.9	1.7 r	1.4 r	0.9 r	1.1 r	1.0 r
Central African Rep.	626	....	....	....	....	....	....	0.0	0.0 r	0.0 r	0.0 r	0.0 r	0.0 r
Chad	628	0.0	0.0 r	0.0 r	0.0 r	0.0 r	0.0 r	0.0	0.0 r	0.0 r	0.0 r	0.0 r	0.0 r
Congo, Dem. Rep. of	636	0.0	0.0 r	0.0 r	0.0 r	0.0 r	0.0 r	0.0	0.0 r	0.0 r	0.0 r	0.0 r	0.0 r
Congo, Republic of	634	0.0	0.0 r	0.0 r	0.0 r	0.0 r	0.0 r	0.3	0.1 r	0.1 r	0.0 r	0.0 r	0.0 r
Côte d'Ivoire	662	4.6	0.7 r	1.2 r	0.9 r	0.8 r	0.8 r	53.5	14.1 r	12.2 r	8.2 r	11.0 r	10.7 r
Equatorial Guinea	642	....	....	....	....	....	....	0.1	0.0 r	0.0 r	0.0 r	0.0 r	0.0 r
Eritrea	643	0.0	0.0 r	0.0 r	0.0 r	0.0 r	0.0 r	0.0	0.0 r	0.0 r	0.0 r	0.0 r	0.0 r
Ethiopia	644	0.0	0.0 r	0.0 r	0.0 r	0.0 r	0.0 r	0.2	0.1 r	0.0 r	0.0 r	0.0 r	0.0 r
Gabon	646	0.0	0.0 r	0.0 r	0.0 r	0.0 r	0.0 r	0.0	0.0 r	0.0 r	0.0 r	0.0 r	0.0 r

# Niger (692)

In Millions of U.S. Dollars

		Exports (FOB)						Imports (CIF)					
		2015	2015Q3	2015Q4	2016Q1	2016Q2	2016Q3	2015	2015Q3	2015Q4	2016Q1	2016Q2	2016Q3
Ghana	652	5.2	0.8 r	1.4 r	1.2 r	0.9 r	0.3 r	62.8	18.4 r	15.4 r	9.1 r	11.0 r	9.7 r
Guinea	656	0.0	0.0 r	0.0 r	0.0 r	0.0 r	0.0 r	0.0	0.0 r	0.0 r	0.0 r	0.0 r	0.0 r
Kenya	664	....	....	....	....	....	....	0.3	0.1 r	0.1 r	0.0 r	0.1 r	0.1 r
Madagascar	674	....	....	....	....	....	....	0.0	0.0 r	0.0 r	0.0 r	0.0 r	0.0 r
Mali	678	23.1	3.5 r	5.9 r	5.3 r	4.3 r	1.4 r	1.4	0.4 r	0.3 r	0.2 r	0.2 r	0.2 r
Mauritius	684	....	....	....	....	....	....	0.1	0.0 r	0.0 r	0.0 r	0.0 r	0.0 r
Namibia	728	0.0	0.0 r	0.0 r	0.0 r	0.0 r	0.0 r	0.0	0.0 r	0.0 r	0.0 r	0.0 r	0.0 r
Nigeria	694	98.7	14.8 r	25.2 r	22.9 r	18.3 r	6.2 r	91.4	27.1 r	23.0 r	13.7 r	16.6 r	14.8 r
Rwanda	714	....	....	....	....	....	....	0.0	0.0 r	0.0 r	0.0 r	0.0 r	0.0 r
São Tomé & Príncipe	716	....	....	....	....	....	....	0.0	0.0 r	0.0 r	0.0 r	0.0 r	0.0 r
Senegal	722	0.1	0.0 r	....	....	....	....	14.2	3.9 r	2.7 r	0.7 r	0.8 r	0.8 r
Seychelles	718	0.0 e	0.0 e	0.0 e	0.0 e	0.0 e	0.0 e	....	....	....	....	....	....
Sierra Leone	724	....	....	....	....	....	....	0.0	0.0 r	0.0 r	0.0 r	0.0 r	0.0 r
South Africa	199	0.0	0.0 r	0.0 r	0.0 r	0.0 r	0.0 r	8.3	3.1 r	1.9 r	1.3 r	1.8 r	0.7 r
Swaziland	734	....	....	....	....	....	....	0.1	0.0 r	0.0 r	0.0 r	0.0 r	0.0 r
Tanzania	738	....	....	....	....	....	....	0.0	0.0 r	0.0 r	0.0 r	0.0 r	0.0 r
Togo	742	0.3	0.1 r	0.1 r	0.1 r	0.1 r	0.1 r	45.7	12.3 r	11.0 r	7.4 r	10.0 r	9.8 r
Uganda	746	0.0	0.0 r	0.0 r	0.0 r	0.0 r	0.0 r	0.0	0.0 r	0.0 r	0.0 r	0.0 r	0.0 r
<b>Western Hemisphere</b>	205	<b>14.2</b>	<b>12.9</b>	<b>0.1</b>	<b>0.1</b>	<b>0.1</b>	<b>0.1</b>	<b>48.1</b>	<b>13.9</b>	<b>14.5</b>	<b>30.4</b>	<b>30.7</b>	<b>30.5</b>
Antigua and Barbuda	311	0.0 e	0.0 e	0.0 e	0.0 e	0.0 e	0.0 e	....	....	....	....	....	....
Argentina	213	....	....	....	....	....	....	10.2	2.6 r	2.6 r	2.6 r	2.6 r	2.6 r
Belize	339	0.2 e	0.0 e	0.0 e	0.0 e	0.0 e	0.0 e	....	....	....	....	....	....
Bermuda	319	0.0 e	0.0 e	0.0 e	0.0 e	0.0 e	0.0 e	0.0	0.0 r	0.0 r	0.0 r	0.0 r	0.0 r
Bolivia	218	....	....	....	....	....	....	0.0	0.0 r	0.0 r	0.0 r	0.0 r	0.0 r
Brazil	223	13.8	12.8 r	0.0 r	0.0 r	0.0 r	0.0 r	32.6	10.1 r	9.4 r	27.3 r	27.6 r	27.4 r
Chile	228	0.0	0.0 r	0.0 r	0.0 r	0.0 r	0.0 r	2.4	0.5 r	1.9 r	....	0.0 r	....
Ecuador	248	0.0	....	0.0 r	....	....	....	0.0	0.0 r	0.0 r	0.0 r	0.0 r	0.0 r
Grenada	328	0.0 e	0.0 e	0.0 e	0.0 e	0.0 e	0.0 e	....	....	....	....	....	....
Guatemala	258	....	....	....	....	....	....	1.2	0.3 r	0.3 r	0.2 r	0.2 r	0.2 r
Honduras	268	0.0	0.0 r	....	....	....	....	0.0	0.0 r	0.0 r	0.0 r	0.0 r	0.0 r
Mexico	273	....	....	....	....	....	....	0.4	0.1 r	0.1 r	0.1 r	0.1 r	0.1 r
Netherlands Antilles	353	0.0 e	0.0 e	0.0 e	0.0 e	0.0 e	0.0 e	....	....	....	....	....	....
Nicaragua	278	....	....	....	....	....	....	0.0	0.0 r	0.0 r	0.0 r	0.0 r	0.0 r
Peru	293	0.1 e	0.0 e	0.0 e	0.0 e	0.0 e	0.0 e	0.8	0.2 r	0.2 r	0.1 r	0.1 r	0.1 r
St. Lucia	362	0.0 e	0.0 e	0.0 e	0.0 e	0.0 e	0.0 e	....	....	....	....	....	....
St. Vincent & Grens.	364	0.0 e	0.0 e	0.0 e	0.0 e	0.0 e	0.0 e	0.0	0.0 r	0.0 r	0.0 r	0.0 r	0.0 r
Trinidad and Tobago	369	....	....	....	....	....	....	0.0	0.0 r	0.0 r	0.0 r	0.0 r	0.0 r
Uruguay	298	....	....	....	....	....	....	0.0	0.0 r	0.0 r	0.0 r	0.0 r	0.0 r
Venezuela, Rep. Bol.	299	....	....	....	....	....	....	0.5	0.1 r	0.1 r	0.1 r	0.1 r	0.1 r
<b>Other Countries n.i.e</b>	910	<b>0.0</b>	<b>0.0</b>	<b>0.0</b>	<b>0.0</b>	<b>0.0</b>	<b>0.0</b>	<b>0.8</b>	<b>0.2</b>	<b>0.2</b>	<b>0.1</b>	<b>0.1</b>	<b>0.1</b>
Cuba	928	....	....	....	....	....	....	0.4	0.1 r	0.1 r	0.1 r	0.1 r	0.1 r
Korea, Dem. People's Rep.	954	0.0	0.0 r	0.0 r	0.0 r	0.0 r	0.0 r	0.4	0.1 r	0.1 r	0.1 r	0.1 r	0.1 r
<b>Countries &amp; Areas n.s.</b>	898	<b>....</b>	<b>....</b>	<b>....</b>	<b>....</b>	<b>....</b>	<b>....</b>	<b>15.4</b>	<b>4.4 r</b>	<b>3.7 r</b>	<b>2.3 r</b>	<b>2.8 r</b>	<b>2.6 r</b>
<b>Memorandum Items</b>													
Africa	605	184.7	27.7	46.7	42.3	34.0	12.2	384.6	109.8	93.5	56.6	71.0	64.0
Middle East	405	4.0	0.3	0.7	1.2	1.1	0.8	20.7	6.1	4.3	2.7	3.3	3.0
European Union	998	329.8	51.4	88.3	58.8	56.6	15.0	938.4	197.6	351.6	179.4	159.1	144.2
Export earnings: fuel	080	102.4	15.4	26.2	23.8	19.0	6.4	120.4	35.0	29.7	17.8	21.8	19.6
Export earnings: nonfuel	092	685.4	109.6	191.2	282.3	188.4	135.4	2,339.5	644.5	641.2	400.1	464.5	394.7

# Nigeria (694)

In Millions of U.S. Dollars

		Exports (FOB)						Imports (CIF)					
		2015	2015Q3	2015Q4	2016Q1	2016Q2	2016Q3	2015	2015Q3	2015Q4	2016Q1	2016Q2	2016Q3
IFS World		....	....	....	....	....	....	34,891.4	8,570.1	8,002.4	....	....	....
World	001	56,818.8	14,591.8	13,234.1	9,784.2	10,106.5	9,148.1	38,908.5	9,942.8	9,581.3	6,409.9	7,908.1	7,045.4
Advanced Economies	110	21,459.3	5,281.4	4,717.3	3,897.6	4,201.5	3,643.4	17,472.4	4,463.6	4,307.5	3,060.3	3,539.2	3,142.8
Euro Area	163	13,029.6	3,013.2	2,894.1	2,080.5	1,963.1	1,808.8	6,727.4	1,680.0	1,613.1	1,188.8	1,724.1	1,445.7
Austria	122	....	....	....	....	....	....	16.6	2.8 r	4.8 r	2.8 r	3.1 r	1.9 r
Belgium	124	0.5	0.1 r	0.1 r	0.1 r	0.1 r	0.1 r	2,275.9	539.0 r	610.7 r	363.9 r	675.4 r	617.5 r
Cyprus	423	0.5 e	0.2 e	0.1 e	0.1 e	0.1 e	0.2 e	1.1	0.6 r	0.2 r	0.2 r	0.2 r	0.0 r
Estonia	939	4.5 e	0.6 e	1.6 e	1.0 e	1.7 e	1.1 e	3.1 e	0.5 e	0.4 e	8.6 e	11.6 e	22.1 e
Finland	172	0.0	....	....	0.0 r	....	....	17.0	2.4 r	4.0 r	2.4 r	4.2 r	2.0 r
France	132	3,131.2	649.3 r	799.5 r	575.3 r	405.7 r	646.2 r	625.4	128.4 r	138.5 r	134.5 r	248.6 r	88.0 r
Germany	134	1,185.9	279.5 r	226.2 r	281.8 r	170.9 r	132.5 r	1,166.4	329.7 r	288.0 r	173.9 r	233.7 r	212.7 r
Greece	174	....	....	....	....	....	....	41.6	9.2 r	8.7 r	6.0 r	6.7 r	5.9 r
Ireland	178	0.2	0.0 r	0.0 r	0.1 r	0.0 r	0.0 r	139.0	35.6 r	35.6 r	32.0 r	22.8 r	29.1 r
Italy	136	1,415.1	226.2 r	301.7 r	308.8 r	242.7 r	201.6 r	496.3	122.8 r	112.0 r	83.6 r	79.3 r	89.3 r
Latvia	941	0.1 e	0.0 e	0.0 e	0.0 e	0.0 e	0.0 e	2.8 e	0.6 e	1.1 e	2.7 e	1.0 e	0.5 e
Lithuania	946	48.4 e	0.0 e	0.0 e	0.0 e	0.0 e	0.0 e	8.5 e	0.4 e	0.6 e	0.7 e	15.1 e	12.2 e
Luxembourg	137	0.0 e	0.0 e	0.0 e	0.0 e	....	0.1 e	2.2	0.6 r	0.8 r	1.1 r	0.4 r	0.5 r
Malta	181	0.0 e	0.0 e	0.0 e	0.0 e	0.0 e	0.0 e	12.3	1.6 r	1.5 r	3.9 r	3.2 r	1.0 r
Netherlands	138	3,738.9	913.1 r	669.7 r	273.9 r	510.4 r	364.5 r	1,640.6	436.0 r	343.4 r	317.0 r	366.2 r	319.6 r
Portugal	182	89.9	44.7 r	39.8 r	2.0 r	2.7 r	1.8 r	54.6	19.0 r	7.4 r	9.2 r	6.2 r	9.0 r
Slovak Republic	936	0.0 e	0.0 e	0.0 e	0.0 e	0.0 e	0.3 e	13.9 e	2.4 e	2.8 e	3.7 e	3.0 e	3.9 e
Slovenia	961	0.0 e	0.0 e	0.0 e	0.0 e	0.0 e	0.0 e	10.3 e	2.2 e	2.1 e	1.7 e	1.5 e	2.2 e
Spain	184	3,414.3	899.4 r	855.3 r	637.3 r	628.8 r	460.5 r	199.5	46.1 r	50.5 r	41.0 r	42.0 r	28.3 r
Australia	193	16.4	4.2 r	4.0 r	4.2 r	4.4 r	4.2 r	212.1	86.0 r	40.8 r	40.8 r	44.4 r	0.2 r
Canada	156	1,559.7	377.8 r	387.8 r	409.0 r	766.5 r	524.1 r	252.2	76.8 r	55.5 r	40.6 r	29.0 r	46.3 r
China,P.R.: Hong Kong	532	10.7	2.4 r	2.8 r	2.5 r	5.7 r	2.3 r	597.7	163.8 r	187.4 r	92.8 r	120.0 r	142.7 r
China,P.R.: Macao	546	0.2 e	0.1 e	0.1 e	0.1 e	0.1 e	0.2 e	0.0	....	....	....	....	....
Czech Republic	935	5.9 e	3.0 e	0.5 e	4.2 e	1.6 e	1.7 e	28.8	5.3 r	6.1 r	4.0 r	4.4 r	3.8 r
Denmark	128	234.9	73.9 r	62.4 r	32.6 r	0.0 r	0.1 r	159.5	56.4 r	32.7 r	21.0 r	17.7 r	20.0 r
Iceland	176	0.0 e	0.0 e	0.0 e	0.0 e	0.0 e	0.0 e	27.6	5.7 r	6.1 r	3.1 r	3.4 r	3.4 r
Israel	436	0.0	0.0 r	0.0 r	0.0 r	0.0 r	0.0 r	58.8	20.8 r	9.4 r	12.2 r	19.8 r	5.1 r
Japan	158	2,497.1	661.5 r	280.8 r	302.9 r	190.8 r	67.7 r	390.3	102.6 r	92.5 r	108.0 r	75.7 r	90.7 r
Korea, Republic of	542	813.4	182.9 r	178.3 r	120.0 r	93.9 r	59.7 r	1,239.1	306.3 r	304.7 r	171.3 r	257.9 r	246.4 r
New Zealand	196	0.0	0.0 r	0.0 r	0.0 r	0.0 r	0.0 r	98.1	14.7 r	21.8 r	16.5 r	15.4 r	13.5 r
Norway	142	29.7	1.0 r	1.0 r	11.6 r	11.7 r	0.9 r	548.6	93.6 r	152.1 r	203.5 r	133.8 r	70.1 r
Singapore	576	2.5	0.1 r	0.2 r	0.1 r	0.5 r	0.2 r	71.2	17.8 r	13.9 r	11.4 r	13.6 r	12.8 r
Sweden	144	0.0	....	0.0 r	....	....	....	69.5	10.9 r	23.3 r	17.3 r	11.8 r	11.3 r
Switzerland	146	48.6	13.0 r	12.7 r	8.0 r	8.2 r	9.6 r	307.3	77.0 r	105.7 r	60.8 r	68.4 r	60.6 r
Taiwan Prov.of China	528	38.5	0.2 r	0.2 r	53.0 r	47.3 r	66.1 r	193.8	45.0 r	43.2 r	28.7 r	44.4 r	28.5 r
United Kingdom	112	1,547.6	382.9 r	424.3 r	178.5 r	119.7 r	264.5 r	1,724.8	380.4 r	427.5 r	366.9 r	287.1 r	305.3 r
United States	111	1,624.7	565.0 r	468.2 r	690.5 r	987.9 r	833.2 r	4,765.7	1,320.6 r	1,171.6 r	672.7 r	668.4 r	636.6 r
Emerg. & Dev. Economies	200	35,041.0	9,233.3	8,447.6	5,830.6	5,845.2	5,452.1	15,252.2	3,960.3	3,855.6	2,465.4	3,228.5	2,917.8
Emerg. & Dev. Asia	505	22,769.3	6,344.6	5,192.2	3,879.3	3,958.7	3,797.9	11,014.8	2,880.9	2,822.7	1,775.1	2,303.5	2,071.4
Bangladesh	513	0.1	0.0 r	0.0 r	0.0 r	0.0 r	0.0 r	1.0	0.3 r	0.3 r	0.3 r	0.4 r	0.3 r
Bhutan	514	....	....	....	....	....	....	0.1	0.0 r	0.0 r	0.0 r	0.0 r	0.0 r
Brunei Darussalam	516	0.0 e	0.0 e	0.0 e	0.0 e	0.0 e	0.0 e	30.8	7.6 r	7.1 r	4.4 r	5.7 r	4.9 r
Cambodia	522	0.0 e	0.0 e	0.0 e	0.0 e	0.0 e	0.0 e	0.0 e	0.0 e	0.0 e	0.0 e	0.0 e	0.0 e
China,P.R.: Mainland	924	2,131.5	535.7 r	423.7 r	436.9 r	633.3 r	228.1 r	8,483.2	2,263.9 r	2,216.1 r	1,307.7 r	1,836.3 r	1,634.7 r
Fiji	819	....	....	....	....	....	....	0.0	0.0 r	0.0 r	0.0 r	0.0 r	0.0 r
F.T. French Polynesia	887	0.0 e	0.0 e	0.0 e	0.0 e	0.0 e	0.0 e	....	....	....	....	....	....
F.T. New Caledonia	839	0.0 e	0.0 e	0.0 e	0.0 e	0.0 e	0.0 e	....	....	....	....	....	....
Guam	829	....	....	....	....	....	....	0.6	0.2 r	0.1 r	0.1 r	0.1 r	0.1 r
India	534	18,369.7	5,248.9 r	4,226.4 r	3,057.0 r	2,965.0 r	3,221.1 r	1,441.4	373.8 r	384.3 r	288.3 r	262.7 r	271.2 r
Indonesia	536	2,141.0	528.0 r	508.2 r	354.0 r	324.6 r	311.3 r	619.8	139.8 r	116.4 r	110.9 r	126.9 r	109.6 r
Kiribati	826	....	....	....	....	....	....	2.1	0.5 r	0.5 r	0.3 r	0.4 r	0.3 r
Lao People's Dem.Rep	544	....	....	....	....	....	....	0.8	0.2 r	0.2 r	0.1 r	0.1 r	0.1 r
Malaysia	548	....	....	....	....	....	....	90.4	33.6 r	36.1 r	28.2 r	24.9 r	15.9 r
Maldives	556	....	....	....	....	....	....	2.0	0.5 r	0.5 r	0.3 r	0.4 r	0.3 r
Myanmar	518	....	....	....	....	....	....	0.8	0.2 r	0.2 r	0.1 r	0.1 r	0.1 r
Nauru	836	....	....	....	....	....	....	16.9	4.1 r	3.9 r	2.4 r	3.1 r	2.7 r

# Nigeria (694)

In Millions of U.S. Dollars

		Exports (FOB)						Imports (CIF)					
		2015	2015Q3	2015Q4	2016Q1	2016Q2	2016Q3	2015	2015Q3	2015Q4	2016Q1	2016Q2	2016Q3
Nepal	558	....	....	....	....	....	....	0.9	0.2 r	0.2 r	0.1 r	0.2 r	0.2 r
Palau	565	....	....	....	....	....	....	0.0	0.0 r	0.0 r	0.0 r	0.0 r	0.0 r
Philippines	566	2.8	0.1 r	2.7 r	3.5 r	3.7 r	3.3 r	5.0	1.9 r	0.8 r	3.1 r	4.0 r	3.4 r
Samoa	862	....	....	....	....	....	....	2.8	0.7 r	0.6 r	0.4 r	0.5 r	0.4 r
Solomon Islands	813	....	....	....	....	....	....	0.3	0.1 r	0.1 r	0.0 r	0.1 r	0.0 r
Sri Lanka	524	....	....	....	....	....	....	0.5	0.1 r	0.1 r	0.1 r	0.5 r	0.1 r
Thailand	578	0.2	0.0 r	0.0 r	0.0 r	0.0 r	0.0 r	279.2	44.4 r	46.8 r	23.0 r	30.5 r	21.1 r
Tonga	866	0.0	0.0 r	0.0 r	0.0 r	0.0 r	0.0 r	0.0	0.0 r	0.0 r	0.0 r	0.0 r	0.0 r
Tuvalu	869	....	....	....	....	....	....	0.2	0.0 r	0.0 r	0.0 r	0.0 r	0.0 r
Vanuatu	846	....	....	....	....	....	....	0.3	0.1 r	0.1 r	0.0 r	0.1 r	0.1 r
Vietnam	582	123.7 e	31.9 e	31.2 e	27.8 e	32.0 e	34.0 e	23.8	5.8 r	5.4 r	3.4 r	4.4 r	3.8 r
Asia n.s.	598	0.1	0.0 r	0.0 r	0.0 r	0.0 r	0.0 r	11.7	2.9 r	2.7 r	1.7 r	2.2 r	1.9 r
<b>Europe</b>	170	<b>46.1</b>	<b>37.7</b>	<b>2.0</b>	<b>30.0</b>	<b>7.1</b>	<b>1.6</b>	<b>980.7</b>	<b>255.5</b>	<b>277.8</b>	<b>144.7</b>	<b>250.1</b>	<b>239.7</b>
<b>Emerg. &amp; Dev. Europe</b>	903	<b>40.3</b>	<b>37.0</b>	<b>1.5</b>	<b>28.2</b>	<b>1.3</b>	<b>0.8</b>	<b>382.4</b>	<b>85.5</b>	<b>101.8</b>	<b>61.9</b>	<b>73.5</b>	<b>60.2</b>
Albania	914	0.0 e	0.0 e	0.0 e	0.0 e	0.0 e	0.0 e	0.0	0.0 r	0.0 r	0.0 r	0.0 r	0.0 r
Bosnia and Herzegovina	963	0.1 e	0.0 e	0.0 e	0.0 e	0.0 e	0.0 e	0.2 e	0.0 e	0.0 e	0.0 e	0.0 e	0.0 e
Bulgaria	918	....	....	....	....	....	....	1.1	0.2 r	0.4 r	0.2 r	0.2 r	0.2 r
Croatia	960	35.8 e	35.6 e	0.2 e	....	0.1 e	....	10.3 e	7.1 e	0.6 e	0.5 e	0.9 e	0.1 e
Faroe Islands	816	....	....	....	....	....	....	88.7	21.8 r	20.3 r	12.7 r	16.4 r	14.1 r
Gibraltar	823	....	....	....	....	....	....	6.7	1.6 r	1.5 r	1.0 r	1.2 r	1.1 r
Hungary	944	2.6	0.6 r	0.6 r	0.6 r	0.7 r	0.7 r	26.4	5.6 r	7.4 r	4.8 r	4.7 r	6.8 r
Macedonia, FYR	962	0.2 e	0.0 e	0.0 e	0.0 e	0.0 e	0.0 e	0.0 e	0.0 e	0.0 e	0.0 e	0.0 e	0.0 e
Montenegro	943	0.0 e	....	....	0.0 e	0.0 e	....	0.0 e	....	0.0 e	0.1 e	0.0 e	0.0 e
Poland	964	....	....	....	....	....	....	79.4	12.0 r	31.6 r	12.2 r	13.1 r	13.4 r
Romania	968	....	....	....	....	....	....	39.4	6.0 r	6.5 r	4.5 r	10.2 r	3.0 r
Serbia, Republic of	942	1.6 e	0.6 e	0.6 e	27.5 e	0.4 e	0.0 e	14.5 e	4.5 e	3.4 e	4.5 e	0.5 e	2.7 e
Turkey	186	....	....	....	....	....	....	115.8	26.7 r	30.1 r	21.5 r	26.1 r	18.8 r
<b>CIS</b>	901	<b>5.9</b>	<b>0.7</b>	<b>0.5</b>	<b>1.7</b>	<b>5.9</b>	<b>0.8</b>	<b>598.2</b>	<b>170.0</b>	<b>175.9</b>	<b>82.8</b>	<b>176.6</b>	<b>179.5</b>
Armenia	911	0.7 e	0.1 e	0.4 e	0.1 e	....	0.3 e	....	....	....	....	0.0 e	....
Azerbaijan, Rep. of	912	0.0 e	0.0 e	0.0 e	0.0 e	0.0 e	0.0 e	0.0 e	0.0 e	0.0 e	0.0 e	0.0 e	0.0 e
Belarus	913	3.0 e	0.2 e	0.0 e	1.4 e	5.6 e	0.4 e	....	....	....	....	....	....
Georgia	915	0.0 e	....	0.0 e	0.0 e	0.0 e	0.0 e	0.1 e	0.0 e	0.0 e	0.0 e	0.0 e	0.0 e
Kazakhstan	916	0.0 e	0.0 e	0.0 e	0.0 e	0.0 e	0.0 e	1.2 e	0.3 e	0.3 e	0.2 e	0.2 e	0.2 e
Kyrgyz Republic	917	0.0 e	0.0 e	0.0 e	0.0 e	0.0 e	0.0 e	....	....	....	....	....	....
Moldova	921	0.0 e	0.0 e	0.0 e	0.0 e	0.0 e	0.0 e	0.8 e	0.2 e	0.2 e	0.2 e	0.2 e	0.2 e
Russian Federation	922	....	....	....	....	....	....	482.9	152.5 r	152.1 r	73.8 r	158.9 r	133.0 r
Tajikistan	923	0.0 e	0.0 e	0.0 e	0.0 e	0.0 e	0.0 e	....	....	....	....	....	....
Ukraine	926	2.2 e	0.5 e	0.1 e	0.2 e	0.2 e	0.1 e	113.2	17.1 r	23.4 r	8.6 r	17.3 r	46.0 r
Europe n.s.	884	....	....	....	....	....	....	0.1	0.0 r	0.0 r	0.0 r	0.0 r	0.0 r
<b>Mid East, N Africa, Pak</b>	440	<b>206.6</b>	<b>72.6</b>	<b>120.1</b>	<b>68.3</b>	<b>38.0</b>	<b>66.4</b>	<b>917.7</b>	<b>233.4</b>	<b>217.8</b>	<b>134.5</b>	<b>172.9</b>	<b>149.6</b>
Afghanistan, I.R. of	512	....	....	....	....	....	....	0.2	0.1 r	0.0 r	0.0 r	0.0 r	0.0 r
Algeria	612	0.6	0.2 r	0.1 r	0.1 r	0.1 r	0.1 r	1.8	0.5 r	0.4 r	0.3 r	0.3 r	0.3 r
Bahrain, Kingdom of	419	0.0	0.0 r	0.0 r	0.0 r	0.0 r	0.0 r	2.7	0.7 r	0.6 r	0.4 r	0.5 r	0.4 r
Djibouti	611	....	....	....	....	....	....	0.1	0.0 r	0.0 r	0.0 r	0.0 r	0.0 r
Egypt	469	....	....	....	....	....	....	46.3	17.7 r	14.3 r	8.8 r	11.4 r	9.8 r
Iran, I.R. of	429	....	....	....	....	....	....	2.2	0.5 r	0.5 r	0.3 r	0.4 r	0.3 r
Iraq	433	....	....	....	....	....	....	0.2	0.1 r	0.0 r	0.0 r	0.0 r	0.0 r
Jordan	439	180.2 e	65.5 e	113.0 e	61.4 e	30.7 e	59.7 e	8.8	2.4 r	2.0 r	2.1 r	2.2 r	2.1 r
Kuwait	443	....	....	....	....	....	....	7.6	1.9 r	1.7 r	1.1 r	1.4 r	1.2 r
Lebanon	446	2.7	0.8 r	0.4 r	0.4 r	0.4 r	0.4 r	50.1	11.8 r	15.4 r	9.2 r	11.9 r	10.3 r
Mauritania	682	0.5	0.1 r	0.1 r	0.1 r	0.1 r	0.1 r	94.7	23.3 r	21.7 r	13.5 r	17.5 r	15.1 r
Morocco	686	....	....	....	....	....	....	33.2	10.6 r	7.6 r	3.2 r	4.2 r	3.6 r
Oman	449	0.1 e	0.0 e	0.0 e	0.0 e	0.0 e	0.0 e	4.0	1.0 r	0.9 r	0.6 r	0.7 r	0.6 r
Pakistan	564	0.1	0.0 r	0.0 r	0.0 r	0.0 r	0.0 r	0.5	0.1 r	0.1 r	0.1 r	0.1 r	0.1 r
Qatar	453	0.5 e	0.1 e	0.1 e	0.1 e	0.1 e	0.1 e	0.2	0.1 r	0.1 r	0.0 r	0.0 r	0.0 r
Saudi Arabia	456	0.0	0.0 r	0.0 r	0.0 r	0.0 r	0.0 r	97.6	24.0 r	22.4 r	14.0 r	18.0 r	15.5 r
Somalia	726	....	....	....	....	....	....	24.6	6.0 r	5.6 r	3.5 r	4.5 r	3.9 r
Sudan	732	7.6	2.3 r	2.5 r	2.9 r	3.1 r	2.7 r	2.5	0.2 r	0.2 r	0.1 r	0.1 r	0.1 r
Syrian Arab Republic	463	11.2 e	2.8 e	3.0 e	2.5 e	2.4 e	2.4 e	5.5	1.4 r	1.3 r	0.8 r	1.0 r	0.9 r
Tunisia	744	....	....	....	....	....	....	0.0	0.0 r	0.0 r	0.0 r	0.0 r	0.0 r

# Nigeria (694)

In Millions of U.S. Dollars

		Exports (FOB)						Imports (CIF)					
		2015	2015Q3	2015Q4	2016Q1	2016Q2	2016Q3	2015	2015Q3	2015Q4	2016Q1	2016Q2	2016Q3
United Arab Emirates	466	0.8	0.2 r	0.2 r	0.1 r	0.1 r	0.1 r	523.5	128.6 r	120.1 r	74.8 r	96.5 r	83.4 r
West Bank and Gaza	487	2.4 e	0.6 e	0.6 e	0.6 e	0.8 e	0.7 e	....	....	....	....	....	....
Yemen, Republic of	474	....	....	....	....	....	....	11.3	2.8 r	2.6 r	1.6 r	2.1 r	1.8 r
<b>Sub-Saharan Africa</b>	<b>603</b>	<b>6,344.6</b>	<b>1,466.3</b>	<b>1,372.9</b>	<b>1,101.1</b>	<b>1,135.2</b>	<b>1,268.6</b>	<b>1,529.6</b>	<b>375.7</b>	<b>349.6</b>	<b>249.1</b>	<b>313.3</b>	<b>261.9</b>
Angola	614	0.6	0.1 r	0.1 r	0.1 r	0.1 r	0.1 r	6.7	1.6 r	1.5 r	1.0 r	1.2 r	1.1 r
Benin	638	19.9	4.8 r	4.3 r	3.5 r	3.7 r	3.3 r	234.6	57.6 r	53.8 r	33.5 r	43.3 r	37.4 r
Botswana	616	0.0	0.0 r	0.0 r	0.0 r	0.0 r	0.0 r	2.1	0.5 r	0.5 r	0.3 r	0.4 r	0.3 r
Burkina Faso	748	0.1	0.0 r	0.0 r	0.0 r	0.0 r	0.0 r	4.3	1.1 r	1.0 r	0.6 r	0.8 r	0.7 r
Burundi	618	....	....	....	....	....	....	0.3	0.1 r	0.1 r	0.0 r	0.1 r	0.1 r
Cabo Verde	624	0.0	0.0 r	0.0 r	0.0 r	0.0 r	0.0 r	0.1	0.0 r	0.0 r	0.0 r	0.0 r	0.0 r
Cameroon	622	280.6	68.0 r	61.0 r	49.4 r	52.7 r	46.4 r	2.2	0.5 r	0.5 r	0.3 r	0.4 r	0.4 r
Central African Rep.	626	0.5	0.1 r	0.1 r	0.1 r	0.1 r	0.1 r	0.7	0.2 r	0.2 r	0.1 r	0.1 r	0.1 r
Chad	628	8.9	2.1 r	1.9 r	1.6 r	1.7 r	1.5 r	0.9	0.2 r	0.2 r	0.1 r	0.2 r	0.1 r
Comoros	632	....	....	....	....	....	....	0.1	0.0 r	0.0 r	0.0 r	0.0 r	0.0 r
Congo, Dem. Rep. of	636	0.3	0.1 r	0.1 r	0.0 r	0.0 r	0.0 r	2.2	0.5 r	0.5 r	0.3 r	0.4 r	0.4 r
Congo, Republic of	634	0.2	0.0 r	0.0 r	0.0 r	0.0 r	0.0 r	1.4	0.3 r	0.3 r	0.2 r	0.3 r	0.2 r
Côte d'Ivoire	662	1,562.1	378.4 r	339.5 r	274.9 r	293.2 r	258.2 r	29.6	7.3 r	6.8 r	4.2 r	5.5 r	4.7 r
Equatorial Guinea	642	....	....	....	....	....	....	0.1	0.0 r	0.0 r	0.0 r	0.0 r	0.0 r
Eritrea	643	0.0 e	0.0 e	0.0 e	0.0 e	0.0 e	0.0 e	....	....	....	....	....	....
Ethiopia	644	....	....	....	....	....	....	6.2	1.5 r	1.4 r	0.9 r	1.1 r	1.0 r
Gabon	646	7.5	1.8 r	1.6 r	1.3 r	1.4 r	1.2 r	26.8	6.6 r	6.1 r	3.8 r	4.9 r	4.3 r
Gambia, The	648	....	....	....	....	....	....	0.0	0.0 r	0.0 r	0.0 r	0.0 r	0.0 r
Ghana	652	563.3	136.4 r	122.4 r	99.1 r	105.7 r	93.1 r	55.4	13.6 r	12.7 r	7.9 r	10.2 r	8.8 r
Guinea	656	0.3	0.1 r	0.1 r	0.1 r	0.1 r	0.0 r	68.3	16.8 r	15.7 r	9.8 r	12.6 r	10.9 r
Guinea-Bissau	654	....	....	....	....	....	....	17.0	4.2 r	3.9 r	2.4 r	3.1 r	2.7 r
Kenya	664	0.3	0.1 r	0.1 r	0.0 r	0.1 r	0.0 r	36.4	8.9 r	8.3 r	5.2 r	6.7 r	5.8 r
Lesotho	666	0.0 e	0.0 e	0.0 e	0.0 e	0.0 e	0.0 e	0.4	0.1 r	0.1 r	0.1 r	0.1 r	0.1 r
Liberia	668	....	....	....	....	....	....	2.1	0.5 r	0.5 r	0.3 r	0.4 r	0.3 r
Madagascar	674	....	....	....	....	....	....	2.5	0.6 r	0.6 r	0.4 r	0.5 r	0.4 r
Malawi	676	....	....	....	....	....	....	0.5	0.1 r	0.1 r	0.1 r	0.1 r	0.1 r
Mali	678	4.5	1.1 r	1.0 r	0.8 r	0.8 r	0.7 r	1.4	0.4 r	0.3 r	0.2 r	0.3 r	0.2 r
Mauritius	684	0.1	0.0 r	0.0 r	0.0 r	0.0 r	0.0 r	19.9	5.2 r	4.9 r	4.9 r	4.9 r	4.9 r
Mozambique	688	0.4 e	0.1 e	0.1 e	0.1 e	0.1 e	0.1 e	0.5	0.1 r	0.1 r	0.1 r	0.1 r	0.1 r
Namibia	728	0.1 e	0.0 e	0.0 e	0.0 e	0.0 e	0.0 e	18.1	4.4 r	4.1 r	2.6 r	3.3 r	2.9 r
Niger	692	1.0	0.2 r	0.2 r	0.2 r	0.2 r	0.2 r	3.6	0.9 r	0.8 r	0.5 r	0.7 r	0.6 r
Rwanda	714	....	....	....	....	....	....	0.3	0.1 r	0.1 r	0.0 r	0.0 r	0.0 r
São Tomé & Príncipe	716	....	....	....	....	....	....	0.3	0.1 r	0.1 r	0.0 r	0.1 r	0.1 r
Senegal	722	735.8	197.8 r	202.5 r	196.3 r	204.7 r	188.7 r	40.8	10.1 r	11.6 r	8.7 r	9.1 r	8.9 r
Seychelles	718	0.0 e	0.0 e	0.0 e	0.0 e	0.0 e	0.0 e	0.1	0.0 r	0.0 r	0.0 r	0.0 r	0.0 r
Sierra Leone	724	....	....	....	....	....	....	1.2	0.3 r	0.3 r	0.2 r	0.2 r	0.2 r
South Africa	199	3,157.1	674.5 r	637.6 r	473.4 r	470.5 r	674.6 r	658.3	160.5 r	143.3 r	98.5 r	137.7 r	102.2 r
Swaziland	734	0.0	0.0 r	0.0 r	0.0 r	0.0 r	0.0 r	8.7	2.1 r	2.0 r	1.2 r	1.6 r	1.4 r
Tanzania	738	0.0	0.0 r	0.0 r	0.0 r	0.0 r	0.0 r	10.7	2.6 r	2.5 r	1.5 r	2.0 r	1.7 r
Togo	742	0.2	0.1 r	0.0 r	0.0 r	0.0 r	0.0 r	251.8	62.7 r	61.6 r	55.9 r	58.6 r	56.9 r
Uganda	746	0.7	0.4 r	0.1 r	0.0 r	0.1 r	0.2 r	....	....	....	....	....	....
Zambia	754	....	....	....	....	....	....	0.7	0.2 r	0.2 r	1.3 r	0.2 r	0.2 r
Zimbabwe	698	....	....	....	....	....	....	10.7	2.6 r	2.5 r	1.5 r	2.0 r	1.7 r
Africa n.s.	799	....	....	....	....	....	....	1.5	0.4 r	0.3 r	0.2 r	0.3 r	0.2 r
<b>Western Hemisphere</b>	<b>205</b>	<b>5,674.4</b>	<b>1,312.0</b>	<b>1,760.2</b>	<b>751.9</b>	<b>706.1</b>	<b>317.6</b>	<b>809.3</b>	<b>214.8</b>	<b>187.7</b>	<b>162.1</b>	<b>188.6</b>	<b>195.2</b>
Anguilla	312	....	....	....	....	....	....	0.1	0.0 r	0.0 r	0.0 r	0.0 r	0.0 r
Antigua and Barbuda	311	0.1 e	0.0 e	0.0 e	0.0 e	0.0 e	0.0 e	3.1	0.8 r	0.7 r	0.4 r	0.6 r	0.5 r
Argentina	213	61.4	14.9 r	13.3 r	10.8 r	11.5 r	10.2 r	92.0	22.6 r	21.1 r	13.1 r	17.0 r	14.6 r
Aruba	314	....	....	....	....	....	....	0.0	0.0 r	0.0 r	0.0 r	0.0 r	0.0 r
Bahamas, The	313	6.4 e	2.0 e	1.2 e	1.1 e	1.6 e	0.8 e	1.7	0.4 r	0.4 r	0.2 r	0.3 r	0.3 r
Barbados	316	0.0	0.0 r	0.0 r	0.0 r	0.0 r	0.0 r	1.0	0.3 r	0.3 r	0.3 r	0.3 r	0.3 r
Belize	339	....	....	....	....	....	....	15.1	3.7 r	3.5 r	2.2 r	2.8 r	2.4 r
Bermuda	319	....	....	....	....	....	....	6.9	1.7 r	1.6 r	1.0 r	1.3 r	1.1 r
Bolivia	218	0.0 e	....	0.0 e	0.0 e	0.0 e	0.0 e	0.0	0.0 r	0.0 r	0.0 r	0.0 r	0.0 r
Brazil	223	5,076.7	1,259.4 r	1,592.2 r	612.9 r	560.1 r	188.5 r	265.2	73.0 r	66.4 r	64.7 r	69.3 r	80.6 r
Chile	228	2.9	2.5 r	0.0 r	0.0 r	0.3 r	....	48.4	20.4 r	1.7 r	2.1 r	8.8 r	15.0 r

# Nigeria (694)

In Millions of U.S. Dollars

		Exports (FOB)						Imports (CIF)					
		2015	2015Q3	2015Q4	2016Q1	2016Q2	2016Q3	2015	2015Q3	2015Q4	2016Q1	2016Q2	2016Q3
Colombia	233	....	....	....	....	....	....	3.2	0.4 r	0.2 r	0.1 r	0.2 r	0.1 r
Costa Rica	238	0.0 e	0.0 e	0.0 e	0.0 e	0.0 e	0.0 e	1.6	0.4 r	0.4 r	0.2 r	0.3 r	0.3 r
Dominica	321	0.0 e	0.0 e	0.0 e	0.0 e	0.0 e	0.0 e	....	....	....	....	....	....
Dominican Republic	243	0.7 e	0.2 e	0.2 e	0.2 e	0.2 e	0.2 e	5.4	1.3 r	1.2 r	0.8 r	1.0 r	0.9 r
Ecuador	248	0.0 e	....	....	....	....	....	1.0	0.1 r	0.7 r	1.0 r	1.3 r	1.1 r
El Salvador	253	0.3 e	0.0 e	0.1 e	0.1 e	0.1 e	0.2 e	0.2	0.0 r	0.0 r	0.0 r	0.0 r	0.0 r
Falkland Islands	323	....	....	....	....	....	....	1.1	0.3 r	0.3 r	0.2 r	0.2 r	0.2 r
Greenland	326	....	....	....	....	....	....	1.6	0.4 r	0.4 r	0.2 r	0.3 r	0.3 r
Grenada	328	0.0 e	0.0 e	0.0 e	0.0 e	0.0 e	0.0 e	24.1	5.9 r	5.5 r	3.4 r	4.4 r	3.8 r
Guatemala	258	0.7 e	0.2 e	0.2 e	0.2 e	0.2 e	0.2 e	0.4	0.1 r	0.1 r	0.1 r	0.1 r	0.1 r
Guyana	336	....	....	....	....	....	....	0.8	0.2 r	0.2 r	0.2 r	0.2 r	0.2 r
Haiti	263	....	....	....	....	....	....	0.1	0.0 r	0.0 r	0.0 r	0.0 r	0.0 r
Honduras	268	0.2 e	0.1 e	0.0 e	0.1 e	0.1 e	0.1 e	0.0 e	....	....	....	....	....
Jamaica	343	....	....	....	....	....	....	4.8	1.2 r	1.1 r	0.7 r	0.9 r	0.8 r
Mexico	273	....	....	....	....	....	....	40.3	8.0 r	11.4 r	6.0 r	11.8 r	6.7 r
Montserrat	351	0.0 e	0.0 e	0.0 e	0.0 e	0.0 e	0.0 e	....	....	....	....	....	....
Netherlands Antilles	353	0.0 e	0.0 e	0.0 e	0.0 e	0.0 e	0.0 e	24.3	6.0 r	5.6 r	3.5 r	4.5 r	3.9 r
Nicaragua	278	....	....	....	....	....	....	2.0	0.5 r	0.5 r	0.3 r	0.4 r	0.3 r
Panama	283	....	....	....	....	....	....	224.2	56.1 r	56.0 r	55.9 r	55.9 r	55.9 r
Paraguay	288	....	....	....	....	....	....	2.1	0.5 r	0.5 r	0.3 r	0.4 r	0.3 r
Peru	293	85.0	20.6 r	18.5 r	15.0 r	16.0 r	14.1 r	3.1	0.8 r	0.7 r	0.4 r	0.6 r	0.5 r
St. Kitts and Nevis	361	0.0 e	0.0 e	0.0 e	0.0 e	0.0 e	0.0 e	....	....	....	....	....	....
St. Lucia	362	0.0 e	0.0 e	0.0 e	0.0 e	0.0 e	0.0 e	....	....	....	....	....	....
St. Vincent & Grens.	364	0.0 e	0.0 e	0.0 e	0.0 e	0.0 e	0.0 e	2.7	0.7 r	0.6 r	0.4 r	0.5 r	0.4 r
Suriname	366	0.1	0.0 r	0.0 r	0.0 r	0.0 r	0.0 r	2.3	0.6 r	0.5 r	0.3 r	0.4 r	0.4 r
Trinidad and Tobago	369	41.0 e	11.6 e	9.9 e	10.9 e	8.6 e	8.9 e	0.7	0.2 r	0.2 r	0.1 r	0.1 r	0.1 r
Uruguay	298	398.9	0.4 r	124.4 r	100.7 r	107.4 r	94.6 r	6.4	2.6 r	0.6 r	0.4 r	0.5 r	0.4 r
Venezuela, Rep. Bol.	299	....	....	....	....	....	....	19.8	4.9 r	4.6 r	2.8 r	3.7 r	3.2 r
Western Hem. n.s.	399	....	....	....	....	....	....	3.5	0.9 r	0.8 r	0.5 r	0.6 r	0.6 r
<b>Other Countries n.i.e</b>	910	....	....	....	....	....	....	<b>0.4</b>	<b>0.1</b>	<b>0.1</b>	<b>0.1</b>	<b>0.1</b>	<b>0.1</b>
Cuba	928	....	....	....	....	....	....	0.4	0.1 r	0.1 r	0.1 r	0.1 r	0.1 r
<b>Countries &amp; Areas n.s.</b>	898	<b>318.5</b>	<b>77.1 r</b>	<b>69.2 r</b>	<b>56.1 r</b>	<b>59.8 r</b>	<b>52.6 r</b>	<b>6,183.5</b>	<b>1,518.8 r</b>	<b>1,418.2 r</b>	<b>884.1 r</b>	<b>1,140.3 r</b>	<b>984.7 r</b>
<b>Memorandum Items</b>													
Africa	605	6,353.3	1,468.8	1,375.6	1,104.2	1,138.5	1,271.6	1,686.6	416.2	385.2	269.7	339.9	284.8
Middle East	405	197.8	70.1	117.4	65.2	34.6	63.5	760.1	192.7	182.0	113.8	146.2	126.5
European Union	998	14,856.3	3,509.4	3,382.1	2,296.5	2,085.3	2,075.7	8,866.5	2,163.8	2,149.1	1,620.2	2,074.3	1,809.6
Export earnings: fuel	080	60.2	16.2	14.1	14.3	12.2	12.1	1,226.7	334.7	322.6	180.7	296.7	252.1
Export earnings: nonfuel	092	56,758.7	14,575.5	13,220.0	9,770.0	10,094.3	9,136.1	37,681.8	9,608.2	9,258.7	6,229.2	7,611.4	6,793.3

# Norway (142)

In Millions of U.S. Dollars

		Exports (FOB)						Imports (CIF)					
		2015	2015Q3	2015Q4	2016Q1	2016Q2	2016Q3	2015	2015Q3	2015Q4	2016Q1	2016Q2	2016Q3
IFS World		103,420.6	24,640.6	24,766.5	20,654.1	21,428.5	21,216.4	75,680.1	17,422.9	18,436.8	16,550.1	18,489.7	18,342.8
World	001	103,318.8	24,680.5	24,306.0	20,755.2	21,428.5	21,216.1	73,004.2	17,405.3	18,286.8	16,600.4	18,489.7	18,342.7
Advanced Economies	110	91,200.7	21,708.6	21,332.3	18,226.3	18,591.4	18,126.8	53,696.0	12,512.1	13,446.9	12,226.2	13,848.8	13,748.6
Euro Area	163	48,076.3	11,756.0	10,891.2	9,269.1	9,280.1	9,284.0	24,319.8	5,812.7	6,131.9	5,707.3	6,485.4	6,343.0
Austria	122	259.8	62.2	51.8	47.7	60.3	59.3 r	530.3	121.6	144.1	127.3	146.5	144.1 r
Belgium	124	5,156.7	1,318.3	1,264.2	1,026.3	937.2	937.1 r	1,275.1	319.0	336.1	261.9	353.1	389.8 r
Cyprus	423	48.0	11.8	9.2	1.4	9.4	15.6 r	4.9	0.9	0.5	0.9	1.2	0.7 r
Estonia	939	167.8	38.7	39.0	32.8	35.6	35.3 r	577.4	131.6	142.3	128.0	146.6	139.6 r
Finland	172	1,136.7	203.5	313.9	267.6	309.4	353.9 r	1,714.6	390.0	437.3	410.4	468.7	450.2 r
France	132	6,857.5	1,488.5	1,824.8	1,515.7	1,287.4	1,188.5 r	2,504.7	635.2	644.4	572.6	606.6	611.4 r
Germany	134	18,514.9	4,924.6	4,083.9	3,160.4	3,077.2	3,116.0 r	8,614.3	2,078.6	2,195.0	1,965.0	2,362.0	2,307.4 r
Greece	174	173.2	22.6	30.1	48.7	24.5	21.0 r	66.3	19.3	15.4	21.4	16.7	16.4 r
Ireland	178	1,518.6	387.4	341.8	229.1	356.9	339.8 r	595.0	139.5	155.8	120.0	126.9	134.0 r
Italy	136	890.6	187.8	251.3	249.4	274.6	279.0 r	2,292.1	523.6	543.1	556.2	585.9	544.0 r
Latvia	941	115.7	27.6	29.6	26.0	19.0	18.7 r	352.9	79.0	87.9	74.5	87.3	72.8 r
Lithuania	946	471.8	118.3	135.0	161.6	144.4	142.0 r	756.4	184.6	192.3	176.0	209.4	191.9 r
Luxembourg	137	21.0	5.0	5.4	4.2	4.5	3.9 r	78.8	19.6	20.1	27.0	25.7	24.3 r
Malta	181	10.2	1.9	3.4	5.0	1.7	1.8 r	31.0	5.0	1.1	1.2	1.3	1.2 r
Netherlands	138	10,491.1	2,486.3	2,083.1	1,941.1	2,096.4	2,301.0 r	2,777.0	661.7	646.0	606.0	745.8	742.7 r
Portugal	182	564.6	96.0	103.3	127.5	211.2	136.6 r	300.0	80.2	69.7	72.4	71.6	63.7 r
Slovak Republic	936	36.4	9.0	11.4	9.3	9.2	8.3 r	347.9	82.4	95.2	78.5	81.9	80.6 r
Slovenia	961	31.1	7.1	1.8	2.2	1.7	1.7 r	126.3	31.0	33.9	26.6	37.7	40.4 r
Spain	184	1,610.4	359.6	308.3	413.2	419.5	324.6 r	1,374.8	309.8	371.7	481.5	410.4	387.9 r
Australia	193	321.6	72.6	91.0	51.1	49.1	54.0 r	100.1	26.9	20.9	19.0	17.3	14.0 r
Canada	156	752.1	101.3	206.4	176.1	242.0	140.5 r	1,567.7	191.1	386.5	345.2	244.5	201.3 r
China,P.R.: Hong Kong	532	243.2	63.0	55.1	44.1	64.8	97.7 r	134.5	51.1	26.2	23.4	18.6	15.7 r
China,P.R.: Macao	546	0.7	0.3	....	0.2	0.0	....	0.5	0.1	0.1	0.2	0.0	0.0 r
Czech Republic	935	180.4	38.9	46.4	47.0	63.6	64.0 r	797.4	195.5	217.9	186.3	215.5	201.9 r
Denmark	128	3,866.3	877.7	925.2	820.3	936.4	1,032.9 r	4,364.9	979.7	1,157.0	883.7	1,024.9	1,049.5 r
Iceland	176	446.2	107.9	106.5	102.8	114.2	153.3 r	231.4	67.8	64.5	50.3	56.9	56.1 r
Israel	436	132.4	30.3	42.3	31.1	36.4	34.7 r	119.3	31.7	24.0	29.0	46.0	25.7 r
Japan	158	1,228.3	262.3	353.4	224.0	294.2	254.6 r	1,659.5	388.2	383.7	424.4	449.8	399.3 r
Korea, Republic of	542	....	....	....	333.8	262.2	249.9 r	....	....	....	171.3	378.6	622.2 r
New Zealand	196	38.2	7.8	17.2	4.8	4.9	4.6 r	49.4	14.7	11.2	8.6	15.4	18.6 r
Singapore	576	1,359.5	311.9	378.5	327.4	272.6	281.9 r	470.8	121.1	78.8	76.7	104.3	38.7 r
Sweden	144	6,267.2	1,524.6	1,502.4	1,286.4	1,570.8	1,678.4 r	8,780.8	2,043.5	2,161.1	1,974.7	2,370.8	2,360.4 r
Switzerland	146	416.7	105.7	110.2	91.2	115.9	114.2 r	902.6	199.7	238.9	201.2	262.1	272.1 r
Taiwan Prov.of China	528	290.6	62.2	70.0	58.8	43.9	42.1 r	513.6	114.1	113.5	121.2	129.4	125.8 r
United Kingdom	112	22,969.8	5,101.1	5,572.6	4,504.3	4,283.1	3,660.8 r	4,893.0	1,088.9	1,263.6	949.8	934.2	884.0 r
United States	111	4,611.3	1,284.9	964.1	853.7	957.3	979.1 r	4,790.8	1,185.3	1,167.0	1,053.8	1,095.0	1,120.4 r
<b>Emerg. &amp; Dev. Economies</b>	<b>200</b>	<b>12,110.9</b>	<b>2,970.5</b>	<b>2,972.5</b>	<b>2,528.4</b>	<b>2,836.4</b>	<b>3,089.2</b>	<b>19,305.8</b>	<b>4,892.6</b>	<b>4,839.4</b>	<b>4,373.4</b>	<b>4,640.3</b>	<b>4,593.5</b>
<b>Emerg. &amp; Dev. Asia</b>	<b>505</b>	<b>4,439.2</b>	<b>1,060.8</b>	<b>1,085.6</b>	<b>866.0</b>	<b>1,075.7</b>	<b>1,112.5</b>	<b>9,965.5</b>	<b>2,637.9</b>	<b>2,482.1</b>	<b>2,395.9</b>	<b>2,272.7</b>	<b>2,324.9</b>
American Samoa	859	....	....	....	0.0	....	....	....	....	....	....	....	....
Bangladesh	513	26.2	2.4	19.9	2.4	3.2	3.1 r	218.3	65.6	50.6	60.2	57.5	48.5 r
Bhutan	514	0.3	0.0	....	....	0.1	....	....	....	....	....	....	....
Brunei Darussalam	516	3.0	0.8	0.5	0.3	0.4	0.4 r	0.0	0.0	....	0.0	0.0	....
Cambodia	522	0.1	0.0	0.1	0.0	0.0	....	46.7	15.6	10.7	14.4	12.6	11.0 r
China,P.R.: Mainland	924	2,963.7	712.6	706.6	580.7	585.5	554.9 r	7,923.8	2,134.5	2,020.9	1,891.0	1,767.6	1,860.7 r
Fiji	819	0.1	0.0	0.0	0.0	0.0	....	0.1	0.0	0.0	0.0	0.0	0.0 r
F.T. French Polynesia	887	0.3	0.1	0.0	0.0	0.1	0.0 r	0.1	0.0	0.1	0.0	0.0	0.0 r
F.T. New Caledonia	839	2.4	0.7	0.5	0.4	0.5	0.5 r	0.0	0.0	....	....	....	....
Guam	829	0.4	0.1	0.1	0.1	0.1	0.1 r	....	....	....	....	....	....
India	534	234.1	48.4	60.3	70.7	66.2	52.0 r	402.4	105.2	91.8	103.8	101.7	90.1 r
Indonesia	536	161.4	44.6	79.2	15.4	104.3	129.2 r	156.9	37.8	35.6	44.6	42.3	33.6 r
Lao People's Dem.Rep	544	0.2	0.1	0.1	0.0	0.0	0.0 r	1.6	0.5	0.4	0.5	0.4	0.5 r
Malaysia	548	473.0	134.8	74.1	55.6	57.0	80.8 r	344.2	56.1	77.2	62.2	80.0	75.7 r
Maldives	556	0.6	0.2	0.1	0.6	0.1	0.1 r	0.1	0.0	0.0	0.1	0.1	0.2 r
Mongolia	948	0.4	0.1	0.1	0.1	0.0	0.1 r	0.7	0.4	0.1	0.2	0.0	0.0 r
Myanmar	518	9.7	0.3	0.2	0.3	0.2	0.0 r	5.0	1.7	1.3	2.1	1.5	0.9 r
Nauru	836	....	....	....	....	....	....	....	....	....	....	0.0	....



# Norway (142)

In Millions of U.S. Dollars

		Exports (FOB)						Imports (CIF)					
		2015	2015Q3	2015Q4	2016Q1	2016Q2	2016Q3	2015	2015Q3	2015Q4	2016Q1	2016Q2	2016Q3
Nepal	558	1.0	0.1	0.3	0.1	0.2	0.1 r	3.1	1.0	0.8	0.7	0.5	0.7 r
Palau	565	....	....	....	....	0.0	0.0 r	....	....	....	....	....	....
Papua New Guinea	853	0.6	0.2	0.1	0.2	0.1	0.1 r	0.4	0.0	0.0	0.3	0.1	0.2 r
Philippines	566	83.5	9.9	31.1	21.8	20.5	19.7 r	62.7	8.5	8.7	9.8	8.7	8.5 r
Samoa	862	....	....	....	....	0.0	0.0 r	....	....	....	....	....	....
Solomon Islands	813	0.0	....	0.0	0.0	0.0	....	....	....	....	....	....	....
Sri Lanka	524	8.4	1.6	2.0	2.7	0.9	0.6 r	43.5	11.7	11.0	10.5	10.6	8.8 r
Thailand	578	217.2	61.7	47.6	46.7	69.9	92.4 r	413.5	104.7	105.9	88.1	98.7	103.7 r
Timor-Leste	537	0.2	0.0	0.1	0.1	1.0	0.3 r	....	....	....	0.0	....	....
Tonga	866	....	....	....	0.0	....	....	0.0	....	....	0.0	....	....
Tuvalu	869	0.9	0.0	....	....	....	....	....	....	....	....	0.0	0.0 r
Vanuatu	846	0.8	0.1	0.0	0.0	....	....	....	....	....	....	0.0	....
Vietnam	582	208.9	40.0	60.5	67.6	82.6	80.8 r	342.3	94.6	67.0	107.3	90.3	81.7 r
Asia n.s.	598	41.7	2.1	2.0	0.3	83.0	97.2 r	0.0	0.0	....	....	0.0	....
<b>Europe</b>	<b>170</b>	<b>3,672.9</b>	<b>918.7</b>	<b>979.7</b>	<b>825.6</b>	<b>885.6</b>	<b>935.6</b>	<b>5,673.5</b>	<b>1,363.1</b>	<b>1,484.9</b>	<b>1,229.1</b>	<b>1,530.4</b>	<b>1,422.6</b>
<b>Emerg. &amp; Dev. Europe</b>	<b>903</b>	<b>2,998.9</b>	<b>730.0</b>	<b>810.8</b>	<b>681.4</b>	<b>741.6</b>	<b>773.9</b>	<b>4,094.8</b>	<b>948.9</b>	<b>1,110.3</b>	<b>933.3</b>	<b>1,176.2</b>	<b>1,135.1</b>
Albania	914	1.6	0.4	0.5	0.7	0.7	0.8 r	2.3	0.5	0.6	0.7	0.5	0.6 r
Bosnia and Herzegovina	963	2.4	0.4	1.3	1.0	0.6	1.0 r	17.8	5.5	3.6	4.3	5.5	5.4 r
Bulgaria	918	22.8	6.2	5.6	8.7	12.4	20.1 r	71.9	18.7	18.0	17.8	17.1	17.8 r
Croatia	960	25.2	4.9	9.0	6.5	10.4	4.6 r	66.5	13.6	16.7	7.4	23.2	15.5 r
Faroe Islands	816	98.8	27.7	24.3	29.9	15.5	15.3 r	55.3	16.2	12.3	14.1	21.1	13.9 r
Gibraltar	823	59.7	30.3	8.0	4.9	16.8	41.9 r	0.0	0.0	0.0	5.4	0.0	0.0 r
Hungary	944	111.8	19.0	22.1	25.1	23.6	24.3 r	311.4	73.7	82.2	72.5	90.4	87.2 r
Macedonia, FYR	962	1.4	0.4	0.4	0.0	0.3	0.2 r	9.6	2.6	1.9	2.0	3.4	1.4 r
Montenegro	943	0.2	0.0	0.0	0.0	0.0	0.1 r	3.2	0.8	0.0	0.0	0.0	0.0 r
Poland	964	1,996.0	488.8	562.7	454.7	518.9	535.2 r	2,311.3	523.7	632.7	535.7	750.6	739.8 r
Romania	968	137.7	31.4	28.1	23.0	24.7	23.5 r	496.2	84.2	193.1	104.0	73.7	97.5 r
Serbia, Republic of	942	20.4	5.1	6.7	4.6	7.0	7.9 r	25.7	7.2	5.8	6.8	5.9	6.0 r
Turkey	186	521.1	115.3	142.1	122.4	110.7	99.1 r	723.7	202.2	143.4	162.6	184.8	150.1 r
<b>CIS</b>	<b>901</b>	<b>673.8</b>	<b>188.7</b>	<b>168.9</b>	<b>144.2</b>	<b>144.0</b>	<b>161.7</b>	<b>1,575.9</b>	<b>413.4</b>	<b>374.3</b>	<b>295.1</b>	<b>352.9</b>	<b>285.4</b>
Armenia	911	1.2	0.2	0.8	0.1	0.2	0.4 r	0.4	0.2	0.0	0.3	0.0	0.0 r
Azerbaijan, Rep. of	912	176.5	44.3	33.1	28.8	27.1	25.5 r	2.7	1.2	0.3	1.5	1.1	1.8 r
Belarus	913	129.7	37.6	34.9	30.3	26.2	27.2 r	136.1	36.4	43.7	27.8	24.6	18.1 r
Georgia	915	9.5	1.8	3.6	1.4	2.4	1.9 r	0.7	0.3	0.1	0.2	0.1	0.1 r
Kazakhstan	916	43.7	8.2	13.4	12.4	11.2	13.2 r	6.6	1.9	0.7	3.0	2.2	0.2 r
Kyrgyz Republic	917	1.3	0.4	0.6	0.2	0.3	0.0 r	0.1	0.0	0.0	0.0	0.0	....
Moldova	921	1.9	0.7	0.4	0.1	0.6	0.5 r	4.0	1.5	1.2	1.4	1.0	0.4 r
Russian Federation	922	217.7	68.3	51.5	36.1	50.0	57.3 r	1,387.2	361.4	317.9	252.5	315.3	256.1 r
Tajikistan	923	0.0	0.0	0.0	0.0	0.0	0.1 r	0.0	0.0	....	0.0	0.0	....
Turkmenistan	925	0.9	0.1	0.0	0.1	0.7	....	0.0	....	0.0	0.0	....	....
Ukraine	926	90.4	26.7	30.4	34.4	25.2	35.5 r	38.0	10.5	10.4	8.3	8.6	8.7 r
Uzbekistan	927	1.1	0.4	0.2	0.2	0.1	0.1 r	0.0	0.0	0.0	0.0	0.0	0.0 r
Europe n.s.	884	0.2	0.0	0.0	0.0	0.0	....	2.7	0.8	0.2	0.7	1.2	2.0 r
<b>Mid East, N Africa, Pak</b>	<b>440</b>	<b>805.6</b>	<b>210.2</b>	<b>201.9</b>	<b>217.1</b>	<b>170.0</b>	<b>143.5</b>	<b>517.4</b>	<b>111.1</b>	<b>163.7</b>	<b>132.2</b>	<b>121.2</b>	<b>115.9</b>
Afghanistan, I.R. of	512	2.4	0.3	0.6	0.4	0.4	0.2 r	0.1	0.0	0.0	0.0	0.0	0.0 r
Algeria	612	66.7	20.2	8.1	4.9	11.8	8.8 r	29.5	0.1	0.1	9.4	0.1	0.1 r
Bahrain, Kingdom of	419	7.2	1.8	2.6	2.4	1.5	1.2 r	22.2	5.1	4.6	1.4	5.4	2.0 r
Djibouti	611	0.1	0.0	0.1	0.3	0.1	0.0 r	....	....	....	....	....	....
Egypt	469	113.6	16.8	44.8	44.5	27.4	9.5 r	26.6	6.0	3.9	7.5	8.7	14.8 r
Iran, I.R. of	429	7.8	2.1	2.9	4.8	5.2	3.8 r	5.1	1.0	2.0	0.9	1.0	0.8 r
Iraq	433	2.3	0.3	0.3	0.2	0.3	0.4 r	0.0	0.0	0.0	0.0	0.0	0.0 r
Jordan	439	10.3	1.9	2.7	6.6	4.9	2.9 r	4.5	0.3	3.3	1.3	0.4	0.5 r
Kuwait	443	14.2	2.3	3.0	3.3	10.5	24.4 r	2.0	0.8	0.2	0.3	0.0	0.0 r
Lebanon	446	24.5	1.2	9.7	1.9	1.9	1.8 r	0.7	0.1	0.2	0.2	0.3	0.3 r
Libya	672	1.2	0.1	0.6	0.1	0.1	0.0 r	20.8	7.5	8.8	10.1	15.1	16.8 r
Mauritania	682	2.0	0.1	0.7	1.4	1.9	4.9 r	18.1	0.2	5.4	5.2	8.2	4.4 r
Morocco	686	45.4	18.2	11.8	4.4	13.1	5.0 r	139.9	32.6	31.9	41.1	36.3	33.6 r
Oman	449	8.7	1.7	1.6	2.4	2.3	2.4 r	7.2	0.9	0.8	0.4	0.0	0.0 r
Pakistan	564	11.4	2.2	2.7	2.6	2.9	2.8 r	77.6	21.7	15.1	20.4	20.9	20.5 r
Qatar	453	41.4	11.7	12.5	6.8	5.1	5.5 r	61.1	1.1	57.0	6.5	1.6	2.0 r

# Norway (142)

In Millions of U.S. Dollars

		Exports (FOB)						Imports (CIF)					
		2015	2015Q3	2015Q4	2016Q1	2016Q2	2016Q3	2015	2015Q3	2015Q4	2016Q1	2016Q2	2016Q3
Saudi Arabia	456	140.6	71.5	28.2	66.9	15.9	9.6 r	19.5	10.5	3.1	7.5	7.4	9.0 r
Somalia	726	0.4	0.0	0.1	0.2	0.1	0.2 r	....	....	....	0.0	0.0	0.0 r
Sudan	732	1.0	0.4	0.1	1.0	0.2	0.1 r	0.3	0.0	0.3	0.1	0.0	....
Syrian Arab Republic	463	0.4	0.2	0.1	0.1	0.3	0.8 r	0.1	0.0	0.0	0.0	0.0	0.1 r
Tunisia	744	6.2	1.0	1.1	0.4	2.2	4.4 r	34.9	8.8	7.3	14.1	6.4	6.4 r
United Arab Emirates	466	296.5	56.2	67.6	61.6	62.2	54.7 r	47.0	14.3	19.3	5.8	9.2	4.7 r
West Bank and Gaza	487	1.1	0.0	0.0	0.1	0.0	....	0.2	....	0.1	0.1	....	....
Yemen, Republic of	474	0.1	0.0	0.1	0.0	0.0	0.0 r	0.0	0.0	0.0	0.0	0.0	....
<b>Sub-Saharan Africa</b>	<b>603</b>	<b>1,610.7</b>	<b>286.9</b>	<b>380.9</b>	<b>340.5</b>	<b>352.0</b>	<b>474.3</b>	<b>900.7</b>	<b>199.4</b>	<b>130.0</b>	<b>145.1</b>	<b>183.1</b>	<b>168.4</b>
Angola	614	421.0	49.4	48.2	74.7	166.8	302.6 r	29.9	3.3	2.7	0.5	21.0	1.5 r
Benin	638	2.7	0.3	2.1	6.5	0.5	0.7 r	....	....	....	....	....	....
Botswana	616	0.0	0.0	....	....	0.1	0.2 r	183.7	43.8	10.5	48.1	35.9	22.7 r
Burkina Faso	748	0.2	0.1	0.1	0.0	0.1	0.1 r	0.1	0.0	0.0	0.0	0.1	0.1 r
Burundi	618	0.2	0.0	0.0	0.0	0.2	....	0.1	0.0	0.0	0.0	0.0	0.0 r
Cabo Verde	624	0.8	0.0	....	0.0	0.0	0.0 r	0.0	....	0.0	0.0	0.0	....
Cameroon	622	30.4	1.1	0.9	1.4	3.3	8.6 r	58.5	28.5	0.1	0.1	0.0	0.0 r
Central African Rep.	626	291.6	100.5	116.4	0.0	0.1	....	98.4	8.5	0.2	....	0.0	0.0 r
Chad	628	0.1	0.0	0.0	0.0	0.0	....	0.3	0.0	0.3	0.0	0.0	0.0 r
Comoros	632	0.0	....	0.0	....	0.0	....	0.0	0.0	0.0	0.0	0.0	0.0 r
Congo, Dem. Rep. of	636	....	....	....	0.9	1.7	2.0 r	....	....	....	0.0	0.0	0.0 r
Congo, Republic of	634	....	....	....	59.6	47.1	71.1 r	....	....	....	2.2	4.4	5.5 r
Côte d'Ivoire	662	52.0	5.7	10.4	2.2	1.6	2.3 r	8.7	0.9	1.7	0.7	3.3	2.3 r
Equatorial Guinea	642	7.0	0.2	0.2	0.4	0.4	0.6 r	52.7	0.0	0.2	0.0	0.1	0.0 r
Eritrea	643	0.0	0.0	....	0.0	0.1	0.0 r	0.1	0.0	0.0	0.0	0.0	....
Ethiopia	644	2.5	0.9	0.4	0.9	0.5	0.3 r	18.4	4.5	4.6	5.1	5.3	5.2 r
Gabon	646	14.1	4.9	2.2	0.9	2.4	1.7 r	101.6	17.3	33.3	13.4	14.9	26.3 r
Gambia, The	648	0.5	0.1	0.3	0.1	0.1	0.1 r	0.0	0.0	0.0	0.0	0.0	0.0 r
Ghana	652	39.1	12.4	9.1	20.8	7.0	4.5 r	6.8	0.2	0.3	0.3	1.9	0.8 r
Guinea	656	0.8	0.1	0.1	0.3	0.3	0.3 r	0.0	0.0	0.0	0.0	0.0	0.0 r
Guinea-Bissau	654	0.0	....	....	....	0.0	0.0 r	....	....	....	....	....	....
Kenya	664	12.2	1.7	1.3	7.5	2.8	1.1 r	54.4	13.0	11.7	13.0	14.4	11.5 r
Lesotho	666	0.0	....	....	....	....	....	....	....	....	....	....	....
Liberia	668	102.9	0.3	55.1	3.7	0.2	0.1 r	0.1	0.0	0.0	0.0	0.0	....
Madagascar	674	0.6	0.1	0.0	0.1	0.1	....	3.3	1.0	0.6	0.5	0.5	0.6 r
Malawi	676	0.1	0.0	....	0.0	0.0	0.0 r	0.2	0.1	0.1	0.0	0.1	0.0 r
Mali	678	3.8	0.0	3.0	0.1	0.1	0.0 r	0.2	0.0	0.1	0.0	0.1	0.3 r
Mauritius	684	4.8	1.7	0.9	0.7	1.2	1.6 r	3.2	0.5	1.3	0.4	0.4	0.5 r
Mozambique	688	28.9	3.0	0.9	0.6	1.9	3.1 r	5.7	4.3	0.4	0.1	0.5	0.4 r
Namibia	728	6.9	1.5	1.5	3.9	4.1	0.6 r	26.2	7.6	5.8	4.9	4.6	5.6 r
Niger	692	0.5	0.0	0.0	0.0	0.0	....	....	....	....	0.0	....	....
Nigeria	694	363.5	62.0	100.7	134.8	88.6	51.7 r	26.4	0.2	0.1	10.7	10.9	0.1 r
Rwanda	714	0.3	0.1	0.1	0.1	0.2	0.0 r	0.3	0.0	0.2	0.1	0.0	0.0 r
São Tomé & Príncipe	716	0.0	....	....	0.0	0.0	....	....	....	....	....	....	....
Senegal	722	3.4	1.3	0.6	0.1	0.9	0.5 r	6.5	0.2	5.5	4.3	6.5	8.2 r
Seychelles	718	2.9	0.7	1.2	0.1	0.2	0.2 r	0.0	0.0	....	0.0	0.0	0.0 r
Sierra Leone	724	0.7	0.1	0.1	0.0	0.1	0.2 r	....	....	....	....	....	....
South Africa	199	101.6	36.6	21.5	17.6	16.6	16.0 r	184.4	46.8	45.0	39.0	54.5	72.9 r
Swaziland	734	0.1	0.0	0.0	0.0	0.0	....	4.0	1.5	0.7	0.9	1.8	0.8 r
Tanzania	738	5.2	0.6	2.7	0.8	0.9	1.4 r	3.9	0.5	0.4	0.4	0.4	0.2 r
Togo	742	103.2	0.2	0.2	0.1	0.2	0.2 r	0.0	0.0	0.0	0.0	0.0	0.0 r
Uganda	746	4.0	0.7	0.5	1.3	1.3	1.8 r	2.3	0.7	0.4	0.3	0.4	0.7 r
Zambia	754	0.8	0.3	0.2	0.1	0.4	0.3 r	0.3	0.0	0.1	0.0	0.2	0.4 r
Zimbabwe	698	1.3	0.1	0.1	0.1	0.1	0.0 r	20.0	15.6	3.5	0.1	0.9	1.7 r
Africa n.s.	799	....	....	....	....	....	....	0.0	....	0.0	....	0.0	0.1 r
<b>Western Hemisphere</b>	<b>205</b>	<b>1,582.5</b>	<b>494.0</b>	<b>324.4</b>	<b>279.2</b>	<b>353.0</b>	<b>423.3</b>	<b>2,248.8</b>	<b>581.1</b>	<b>578.8</b>	<b>471.1</b>	<b>533.0</b>	<b>561.6</b>
Antigua and Barbuda	311	0.4	0.0	0.1	0.0	....	....	0.0	....	0.0	0.0	....	....
Argentina	213	217.8	163.9	22.1	6.7	18.6	17.1 r	31.1	10.5	7.1	3.4	7.9	7.5 r
Aruba	314	0.1	0.0	0.0	0.3	0.0	0.0 r	....	....	....	....	....	....
Bahamas, The	313	18.4	5.8	2.2	22.1	67.0	93.5 r	5.7	0.9	2.6	0.1	0.3	0.6 r
Barbados	316	0.9	0.3	0.3	0.3	0.2	0.5 r	0.1	0.0	0.1	0.0	0.0	0.1 r

# Norway (142)

In Millions of U.S. Dollars

		Exports (FOB)						Imports (CIF)					
		2015	2015Q3	2015Q4	2016Q1	2016Q2	2016Q3	2015	2015Q3	2015Q4	2016Q1	2016Q2	2016Q3
Belize	339	0.3	0.0	0.0	....	0.0	....	0.0	0.0	0.0	0.0	0.0	0.1 r
Bermuda	319	40.0	0.3	0.6	0.9	0.8	0.4 r	0.0	0.0	0.0	17.6	0.0	0.1 r
Bolivia	218	7.1	2.5	1.4	1.3	1.1	1.6 r	2.0	0.5	0.5	0.5	0.5	0.5 r
Brazil	223	670.5	133.1	171.2	119.2	115.8	131.1 r	1,261.3	341.5	328.1	243.9	275.7	304.4 r
Chile	228	105.3	35.7	18.4	29.7	48.7	64.3 r	148.1	38.6	31.8	38.8	36.8	24.8 r
Colombia	233	28.6	6.9	8.5	9.7	6.4	9.1 r	119.6	32.0	26.8	30.6	28.6	30.2 r
Costa Rica	238	14.5	4.8	1.8	3.9	2.6	0.5 r	62.1	15.6	12.4	11.9	14.8	14.5 r
Dominica	321	0.3	....	0.2	....	....	....	0.0	0.0	....	0.0	0.0	0.0 r
Dominican Republic	243	44.1	9.3	12.3	15.2	10.2	9.7 r	12.1	3.1	3.1	3.1	3.9	4.3 r
Ecuador	248	17.1	1.7	2.9	0.9	0.5	0.5 r	33.1	9.6	8.9	9.8	9.9	7.2 r
El Salvador	253	0.4	0.1	0.2	0.0	0.5	0.6 r	1.2	0.6	0.2	0.4	0.2	0.3 r
Falkland Islands	323	0.7	0.0	0.0	0.0	....	....	0.0	0.0	....	....	0.0	0.0 r
Greenland	326	13.9	5.7	0.3	0.2	14.6	9.1 r	29.9	8.7	2.8	3.3	9.2	9.4 r
Grenada	328	0.4	0.1	0.1	0.1	0.1	0.2 r	0.1	0.0	0.0	0.0	0.0	0.0 r
Guatemala	258	16.3	3.4	0.8	0.6	6.9	1.0 r	20.3	5.3	1.6	3.0	5.3	4.4 r
Guyana	336	0.2	0.1	0.1	0.7	0.4	0.4 r	0.0	0.0	0.0	0.0	0.0	0.0 r
Haiti	263	2.6	0.3	0.7	0.6	0.5	0.2 r	0.4	0.0	0.2	0.0	0.0	0.0 r
Honduras	268	1.7	0.3	0.5	0.3	0.5	0.3 r	6.0	0.9	0.4	1.2	1.6	1.1 r
Jamaica	343	17.6	3.3	3.7	6.3	2.5	4.6 r	0.6	0.1	0.1	0.1	0.1	0.1 r
Mexico	273	113.5	25.0	17.0	37.2	33.8	42.9 r	198.8	45.6	47.9	49.4	60.8	61.7 r
Netherlands Antilles	353	....	....	....	0.0	....	....	0.0	0.0	0.0	0.0	0.0	....
Nicaragua	278	14.0	0.1	13.7	0.3	8.7	24.2 r	7.4	2.4	0.9	0.0	1.2	0.6 r
Panama	283	33.2	9.0	4.2	8.5	1.6	1.2 r	22.7	0.4	15.4	1.5	3.1	1.9 r
Paraguay	288	1.7	1.1	0.1	0.3	0.6	0.9 r	0.2	0.0	0.0	0.0	0.0	0.0 r
Peru	293	38.1	1.6	32.1	4.5	1.8	0.7 r	232.8	47.0	79.0	44.3	59.7	68.1 r
St. Kitts and Nevis	361	0.2	0.0	0.0	0.0	....	....	....	....	....	....	....	....
St. Lucia	362	0.0	0.0	0.0	0.0	....	....	....	....	....	....	....	....
St. Vincent & Grens.	364	0.2	0.0	0.0	0.0	....	....	....	....	....	....	....	....
Suriname	366	0.5	0.3	....	....	0.0	0.0 r	0.2	0.0	0.1	0.0	0.0	0.0 r
Trinidad and Tobago	369	12.1	3.7	5.8	4.1	2.8	5.1 r	0.9	0.1	0.3	0.3	0.9	2.1 r
Uruguay	298	24.0	2.1	1.8	4.0	4.4	3.2 r	42.8	12.0	8.4	7.5	12.3	17.9 r
Venezuela, Rep. Bol.	299	3.0	1.1	0.9	1.2	1.1	0.2 r	9.0	5.7	0.1	0.0	0.1	0.0 r
Western Hem. n.s.	399	122.9	72.6	0.3	0.3	0.1	0.0 r	0.0	....	0.0	0.0	....	....
<b>Other Countries n.i.e</b>	910	<b>2.1</b>	<b>0.6</b>	<b>0.6</b>	<b>0.1</b>	<b>0.0</b>	<b>0.1</b>	<b>2.1</b>	<b>0.5</b>	<b>0.5</b>	<b>0.4</b>	<b>0.4</b>	<b>0.5</b>
Cuba	928	2.1	0.6	0.6	0.1	0.0	0.1 r	2.1	0.5	0.5	0.4	0.4	0.5 r
<b>Countries &amp; Areas n.s.</b>	898	<b>5.1</b>	<b>0.8</b>	<b>0.5</b>	<b>0.4</b>	<b>0.6</b>	<b>0.1 r</b>	<b>0.3</b>	<b>0.0</b>	<b>0.0</b>	<b>0.4</b>	<b>0.2</b>	<b>0.1 r</b>
<b>Memorandum Items</b>													
Africa	605	1,732.6	326.9	402.8	353.0	381.2	497.7	1,123.4	241.1	175.0	215.0	234.1	212.8
Middle East	405	669.9	167.7	176.7	201.5	137.6	117.1	217.0	47.7	103.5	41.9	49.2	51.0
European Union	998	83,653.3	19,848.7	19,565.3	16,445.1	16,723.9	16,327.8	46,413.3	10,834.1	11,874.2	10,439.2	11,985.7	11,796.5
Export earnings: fuel	080	1,902.3	422.1	396.9	518.7	522.5	652.0	1,986.6	474.7	488.1	367.4	449.7	367.0
Export earnings: nonfuel	092	101,416.6	24,258.4	23,909.1	20,236.5	20,906.0	20,564.1	71,017.6	16,930.6	17,798.7	16,233.0	18,040.0	17,975.8

# Oman (449)

In Millions of U.S. Dollars

		Exports (FOB)						Imports (CIF)					
		2015	2015Q3	2015Q4	2016Q1	2016Q2	2016Q3	2015	2015Q3	2015Q4	2016Q1	2016Q2	2016Q3
IFS World		34,733.9	9,422.9	7,613.3	6,993.5	....	....	29,007.3	7,389.9	7,279.8	5,367.5	....	....
World	001	90,331.1	26,891.4	21,232.6	16,333.3	15,491.7	16,656.2	75,441.6	20,227.9	21,286.6	15,776.3	15,048.7	14,671.2
Advanced Economies	110	19,124.9	5,339.8	4,050.1	3,988.3	3,491.4	3,090.2	23,700.5	5,761.2	7,292.1	5,066.3	4,809.0	4,711.0
Euro Area	163	1,169.8	299.9	241.4	142.2	147.8	131.7	8,392.2	2,071.8	2,715.6	1,962.9	1,850.0	2,108.2
Austria	122	1.5	0.4 r	0.2 r	0.3 r	0.4 r	0.2 r	39.4	5.8 r	15.0 r	7.2 r	10.8 r	4.6 r
Belgium	124	90.0	10.6 r	14.1 r	5.7 r	4.6 r	4.7 r	829.0	237.9 r	228.6 r	167.6 r	157.9 r	208.9 r
Cyprus	423	1.8	0.8 r	0.2 r	0.1 r	0.1 r	0.6 r	99.9	25.2 r	18.7 r	27.1 r	26.7 r	26.8 r
Estonia	939	0.1	0.0 r	0.0 r	0.0 r	0.1 r	0.1 r	2.9	0.7 r	0.3 r	0.4 r	0.5 r	0.4 r
Finland	172	1.7	0.0 r	1.5 r	0.1 r	0.1 r	0.2 r	137.5	14.3 r	73.1 r	5.9 r	6.2 r	8.4 r
France	132	36.5	10.6 r	7.1 r	2.4 r	1.8 r	7.6 r	696.3	137.5 r	193.2 r	105.5 r	140.1 r	77.2 r
Germany	134	154.9	48.1 r	43.4 r	30.6 r	31.9 r	23.7 r	2,244.3	608.0 r	676.6 r	475.1 r	569.8 r	419.5 r
Greece	174	5.3	0.2 r	0.4 r	0.3 r	0.5 r	0.2 r	27.2	10.4 r	7.9 r	12.7 r	24.3 r	15.1 r
Ireland	178	11.4	4.0 r	3.3 r	2.0 r	2.8 r	3.8 r	140.6	39.9 r	31.6 r	38.8 r	36.8 r	34.7 r
Italy	136	178.2	23.6 r	62.2 r	28.7 r	38.0 r	13.4 r	1,558.1	381.6 r	527.6 r	473.0 r	354.6 r	720.1 r
Latvia	941	0.6	....	....	....	....	....	23.1	13.2 r	4.2 r	4.3 r	4.2 r	4.8 r
Lithuania	946	0.5	0.0 r	0.0 r	0.0 r	0.0 r	0.0 r	3.2	0.8 r	0.7 r	0.4 r	0.8 r	1.2 r
Luxembourg	137	1.9	0.7 r	0.6 r	0.1 r	....	0.0 r	54.1	6.7 r	13.0 r	3.3 r	3.4 r	3.3 r
Malta	181	1.5	0.0 r	0.2 r	0.0 r	0.1 r	0.0 r	45.3	14.4 r	2.9 r	5.6 r	2.5 r	1.8 r
Netherlands	138	598.7	181.2 r	86.8 r	67.6 r	60.9 r	67.4 r	1,752.5	442.8 r	676.3 r	311.3 r	401.1 r	492.3 r
Portugal	182	22.2	0.6 r	14.7 r	0.5 r	0.4 r	0.9 r	57.2	14.1 r	19.6 r	28.4 r	11.3 r	2.8 r
Slovak Republic	936	0.0	0.0 r	0.0 r	0.0 r	0.0 r	0.0 r	0.1	0.0 r	0.1 r	0.0 r	0.1 r	0.0 r
Slovenia	961	5.0	3.6 r	0.0 r	....	0.2 r	4.8 r	39.1	12.0 r	14.6 r	11.1 r	15.1 r	24.3 r
Spain	184	58.0	15.4 r	6.8 r	3.8 r	5.9 r	4.1 r	642.3	106.4 r	211.7 r	285.0 r	83.9 r	62.1 r
Australia	193	228.9	12.3 r	8.3 r	5.3 r	34.8 r	10.5 r	645.9	164.1 r	152.7 r	153.0 r	142.5 r	19.8 r
Canada	156	50.6	8.7 r	18.1 r	4.7 r	9.8 r	9.1 r	232.0	64.9 r	54.2 r	37.7 r	92.9 r	36.2 r
China,P.R.: Hong Kong	532	224.3	69.0 r	95.8 r	73.3 r	65.3 r	68.2 r	260.6	69.1 r	67.5 r	71.6 r	77.3 r	79.5 r
China,P.R.: Macao	546	0.1	0.0 r	0.0 r	0.0 r	0.0 r	0.0 r	....	....	....	....	....	....
Czech Republic	935	32.9	7.9 r	7.9 r	6.5 r	4.9 r	5.0 r	7.6	2.9 r	3.0 r	1.9 r	3.2 r	1.2 r
Denmark	128	5.7	1.4 r	1.3 r	5.7 r	1.9 r	1.2 r	206.8	44.5 r	60.7 r	55.0 r	47.9 r	47.9 r
Iceland	176	0.1	0.0 r	0.1 r	0.0 r	0.0 r	0.0 r	0.6	....	0.3 r	0.0 r	0.0 r	0.0 r
Japan	158	2,735.4	739.1 r	590.1 r	778.3 r	706.5 r	630.2 r	4,486.4	1,187.3 r	1,198.6 r	1,089.3 r	830.9 r	783.7 r
Korea, Republic of	542	6,673.7	1,375.8 r	1,627.5 r	1,827.9 r	1,222.4 r	1,007.1 r	2,511.6	645.4 r	605.3 r	306.6 r	410.7 r	265.1 r
New Zealand	196	54.9	25.0 r	18.7 r	43.0 r	43.5 r	26.7 r	156.3	22.5 r	51.6 r	52.4 r	35.8 r	20.3 r
Norway	142	19.0	2.4 r	2.1 r	0.4 r	0.1 r	0.0 r	21.7	5.0 r	4.8 r	6.6 r	5.9 r	5.6 r
Singapore	576	1,881.6	1,216.6 r	295.3 r	441.5 r	180.6 r	89.3 r	613.6	112.3 r	214.8 r	174.4 r	114.9 r	157.7 r
Sweden	144	2.4	0.3 r	0.2 r	0.3 r	0.8 r	0.1 r	349.9	90.9 r	77.6 r	51.4 r	55.8 r	37.5 r
Switzerland	146	32.6	4.4 r	16.0 r	5.6 r	4.8 r	4.8 r	459.4	127.9 r	126.8 r	127.6 r	119.2 r	150.0 r
Taiwan Prov.of China	528	4,485.9	1,186.9 r	836.8 r	392.1 r	453.6 r	662.0 r	161.8	48.5 r	44.4 r	38.7 r	27.8 r	66.1 r
United Kingdom	112	142.8	31.7 r	37.3 r	26.3 r	26.9 r	30.0 r	1,396.3	433.3 r	420.2 r	326.8 r	271.8 r	286.5 r
United States	111	1,384.4	358.1 r	253.2 r	235.1 r	587.6 r	414.3 r	3,797.9	670.8 r	1,494.0 r	610.5 r	722.5 r	645.6 r
<b>Emerg. &amp; Dev. Economies</b>	<b>200</b>	<b>69,972.9</b>	<b>21,217.6</b>	<b>16,912.5</b>	<b>12,097.0</b>	<b>11,781.8</b>	<b>13,285.9</b>	<b>51,738.9</b>	<b>14,466.2</b>	<b>13,994.0</b>	<b>10,709.5</b>	<b>10,239.2</b>	<b>9,959.8</b>
<b>Emerg. &amp; Dev. Asia</b>	<b>505</b>	<b>44,645.9</b>	<b>13,975.8</b>	<b>10,858.8</b>	<b>7,036.3</b>	<b>7,591.5</b>	<b>8,139.3</b>	<b>10,556.8</b>	<b>2,997.6</b>	<b>2,751.5</b>	<b>3,062.7</b>	<b>2,646.4</b>	<b>2,600.9</b>
Bangladesh	513	156.9	42.5 r	34.3 r	31.5 r	27.8 r	35.6 r	16.3	4.7 r	5.7 r	3.1 r	3.1 r	3.0 r
Cambodia	522	4.6	1.3 r	1.0 r	0.9 r	0.8 r	1.1 r	0.5	0.1 r	0.1 r	0.1 r	0.1 r	0.1 r
China,P.R.: Mainland	924	38,295.7	12,182.7 r	9,286.1 r	6,103.9 r	6,593.6 r	7,393.0 r	3,948.9	1,099.5 r	1,018.1 r	868.2 r	1,131.1 r	951.8 r
Fiji	819	1.2	0.3 r	0.3 r	0.2 r	0.2 r	0.3 r	....	0.0 e	0.0 e	0.0 e	0.0 e	0.0 e
F.T. New Caledonia	839	....	0.0 e	0.0 e	0.0 e	0.0 e	0.0 e	....	....	....	....	....	....
India	534	2,818.3	743.6 r	950.4 r	597.5 r	723.3 r	409.0 r	4,231.2	1,238.5 r	1,107.2 r	1,602.3 r	975.8 r	1,139.7 r
Indonesia	536	233.2	55.7 r	118.4 r	17.4 r	8.5 r	10.9 r	556.8	155.1 r	132.4 r	121.0 r	123.3 r	120.7 r
Malaysia	548	813.3	319.0 r	163.7 r	196.0 r	129.1 r	167.3 r	574.0	167.3 r	134.5 r	133.6 r	142.2 r	122.6 r
Maldives	556	46.6	12.6 r	10.2 r	9.4 r	8.3 r	10.6 r	....	....	....	....	....	....
Mongolia	948	0.2	....	....	0.1 r	0.1 r	0.1 r	....	....	....	....	....	....
Myanmar	518	44.5	12.0 r	9.7 r	8.9 r	7.9 r	10.1 r	6.5	1.7 r	1.6 r	1.2 r	1.3 r	1.3 r
Nauru	836	0.0	0.0 r	0.0 r	0.0 r	0.0 r	0.0 r	....	....	....	....	....	....
Nepal	558	0.8	0.2 r	0.2 r	0.2 r	0.1 r	0.2 r	0.1	0.0 r	0.0 r	0.0 r	0.0 r	0.0 r
Papua New Guinea	853	0.3	0.1 r	0.1 r	0.1 r	0.1 r	0.1 r	....	....	....	....	....	....
Philippines	566	37.0	13.7 r	5.3 r	3.7 r	3.0 r	3.6 r	14.1	3.8 r	3.8 r	10.2 r	9.6 r	9.1 r
Sri Lanka	524	506.2	38.7 r	20.2 r	12.3 r	9.8 r	19.4 r	69.5	23.1 r	12.6 r	12.6 r	12.3 r	12.1 r
Thailand	578	1,541.9	513.9 r	227.1 r	25.0 r	53.2 r	45.2 r	997.6	265.7 r	298.1 r	284.9 r	223.0 r	216.5 r
Tonga	866	0.0	0.0 r	0.0 r	0.0 r	0.0 r	0.0 r	....	....	....	....	....	....

# Oman (449)

In Millions of U.S. Dollars

		Exports (FOB)						Imports (CIF)					
		2015	2015Q3	2015Q4	2016Q1	2016Q2	2016Q3	2015	2015Q3	2015Q4	2016Q1	2016Q2	2016Q3
Vietnam	582	144.9	39.3 r	31.7 r	29.1 r	25.7 r	32.9 r	141.2	38.1 r	37.3 r	25.5 r	24.6 r	23.9 r
<b>Europe</b>	170	<b>232.2</b>	<b>40.1</b>	<b>22.8</b>	<b>38.8</b>	<b>39.0</b>	<b>97.8</b>	<b>1,794.7</b>	<b>591.7</b>	<b>469.5</b>	<b>242.6</b>	<b>262.3</b>	<b>257.2</b>
<b>Emerg. &amp; Dev. Europe</b>	903	<b>210.7</b>	<b>37.1</b>	<b>19.0</b>	<b>34.4</b>	<b>34.5</b>	<b>93.0</b>	<b>998.4</b>	<b>258.0</b>	<b>192.1</b>	<b>170.9</b>	<b>160.5</b>	<b>130.6</b>
Albania	914	0.2	0.0 r	0.0 r	0.0 r	0.0 r	0.0 r	3.3	0.8 r	0.8 r	0.6 r	0.6 r	0.7 r
Bosnia and Herzegovina	963	....	....	....	....	....	....	0.0	0.0 r	0.0 r	0.0 r	0.0 r	0.0 r
Bulgaria	918	1.3	0.3 r	0.5 r	1.1 r	1.2 r	2.8 r	141.3	41.4 r	2.6 r	2.5 r	1.7 r	2.7 r
Croatia	960	2.5	1.4 r	0.1 r	0.2 r	0.4 r	0.1 r	45.1	30.1 r	10.7 r	0.8 r	0.9 r	0.6 r
Faroe Islands	816	....	0.0 e	0.0 e	0.0 e	0.0 e	0.0 e	....	....	....	....	....	....
Hungary	944	8.0	2.6 r	2.2 r	2.0 r	2.0 r	1.9 r	11.6	1.5 r	7.3 r	3.2 r	1.6 r	1.8 r
Montenegro	943	....	0.0 e	....	....	0.0 e	0.0 e	....	....	0.0 e	....	....	....
Poland	964	22.0	5.2 r	3.7 r	7.6 r	4.6 r	4.7 r	56.6	12.9 r	14.4 r	12.0 r	14.1 r	14.4 r
Romania	968	11.7	1.4 r	1.9 r	1.3 r	1.4 r	68.4 r	98.7	31.7 r	23.6 r	10.5 r	15.7 r	14.1 r
Serbia, Republic of	942	....	0.7 e	0.0 e	0.0 e	0.5 e	0.6 e	....	0.0 e	0.1 e	0.0 e	0.0 e	1.7 e
Turkey	186	165.1	25.5 r	10.7 r	22.0 r	24.3 r	14.4 r	641.9	139.6 r	132.7 r	141.2 r	125.7 r	94.5 r
<b>CIS</b>	901	<b>21.5</b>	<b>3.0</b>	<b>3.8</b>	<b>4.4</b>	<b>4.5</b>	<b>4.7</b>	<b>796.3</b>	<b>333.7</b>	<b>277.5</b>	<b>71.7</b>	<b>101.8</b>	<b>126.6</b>
Azerbaijan, Rep. of	912	0.0	0.0 r	0.0 r	0.0 r	0.0 r	0.0 r	....	....	....	....	....	....
Belarus	913	0.8	....	....	0.0 r	0.0 r	0.2 r	....	....	....	0.0 r	....	....
Georgia	915	0.8	....	0.8 r	0.0 r	0.0 r	0.0 r	8.4	2.1 r	2.1 r	2.1 r	2.1 r	2.1 r
Kazakhstan	916	1.4	0.4 r	0.3 r	0.3 r	0.2 r	0.3 r	0.0	0.0 r	0.0 r	0.0 r	0.0 r	0.0 r
Kyrgyz Republic	917	....	....	....	....	....	....	....	0.2 e	0.3 e	0.2 e	0.2 e	0.3 e
Moldova	921	0.1	....	....	0.0 r	0.0 r	0.0 r	....	....	....	....	....	....
Russian Federation	922	12.6	0.8 r	1.9 r	3.8 r	3.9 r	3.8 r	696.9	319.1 r	248.6 r	26.2 r	60.6 r	86.5 r
Ukraine	926	5.6	1.8 r	0.8 r	0.3 r	0.3 r	0.4 r	91.0	12.2 r	26.4 r	43.2 r	38.9 r	37.7 r
Uzbekistan	927	0.2	....	....	0.0 r	0.0 r	0.0 r	....	....	....	....	....	....
<b>Mid East, N Africa, Pak</b>	440	<b>23,004.4</b>	<b>6,692.5</b>	<b>5,373.0</b>	<b>4,622.5</b>	<b>3,814.6</b>	<b>4,581.4</b>	<b>37,265.4</b>	<b>10,282.7</b>	<b>10,273.2</b>	<b>7,045.0</b>	<b>6,870.1</b>	<b>6,694.9</b>
Afghanistan, I.R. of	512	0.4	0.1 r	0.1 r	0.1 r	0.1 r	0.1 r	....	....	....	....	....	....
Algeria	612	74.0	20.1 r	16.2 r	14.9 r	13.1 r	16.8 r	0.7	0.2 r	0.2 r	0.1 r	0.1 r	0.2 r
Bahrain, Kingdom of	419	212.0	63.1 r	50.4 r	42.7 r	34.4 r	40.9 r	669.3	185.6 r	184.7 r	126.3 r	122.1 r	118.5 r
Djibouti	611	84.1	25.0 r	19.9 r	16.8 r	13.4 r	15.9 r	2.9	0.7 r	0.7 r	0.5 r	0.6 r	0.6 r
Egypt	469	283.3	48.6 r	40.7 r	40.7 r	39.7 r	41.7 r	292.8	65.3 r	108.2 r	70.9 r	69.6 r	68.5 r
Iran, I.R. of	429	707.8	211.2 r	168.0 r	141.7 r	113.1 r	133.6 r	774.3	212.6 r	213.6 r	149.4 r	148.3 r	147.1 r
Iraq	433	1,217.3	329.8 r	266.4 r	244.8 r	215.7 r	276.5 r	352.4	88.9 r	88.5 r	65.2 r	69.1 r	72.0 r
Jordan	439	115.3	33.7 r	28.5 r	21.9 r	30.4 r	80.8 r	147.6	48.3 r	39.2 r	21.2 r	42.8 r	40.6 r
Kuwait	443	527.4	153.0 r	122.6 r	106.4 r	88.0 r	107.2 r	534.8	148.8 r	148.8 r	102.3 r	99.5 r	97.1 r
Lebanon	446	45.6	13.0 r	13.2 r	10.3 r	8.7 r	10.9 r	87.1	27.1 r	24.9 r	16.8 r	16.6 r	16.4 r
Libya	672	130.6	35.4 r	28.6 r	26.3 r	23.1 r	29.7 r	....	....	....	....	....	....
Mauritania	682	0.5	0.1 r	0.1 r	0.1 r	0.1 r	0.1 r	....	....	....	....	....	....
Morocco	686	68.0	12.5 r	22.7 r	18.5 r	15.2 r	18.3 r	21.1	3.3 r	6.5 r	6.0 r	6.0 r	6.1 r
Pakistan	564	1,134.7	307.4 r	248.4 r	239.9 r	234.4 r	245.9 r	573.5	157.4 r	156.6 r	107.9 r	105.3 r	103.1 r
Qatar	453	748.1	225.6 r	180.3 r	152.1 r	121.2 r	143.0 r	1,397.0	394.4 r	401.8 r	280.7 r	277.7 r	274.7 r
Saudi Arabia	456	4,655.7	1,400.3 r	1,117.8 r	942.5 r	751.2 r	886.4 r	3,075.0	849.4 r	852.9 r	592.9 r	584.5 r	576.5 r
Somalia	726	479.1	129.8 r	104.9 r	96.3 r	84.9 r	108.8 r	366.3	100.3 r	99.2 r	67.9 r	65.8 r	63.9 r
Sudan	732	58.1	12.3 r	17.8 r	11.0 r	8.8 r	10.5 r	2.0	0.0 r	1.7 r	0.1 r	0.1 r	0.1 r
Syrian Arab Republic	463	26.4	7.8 r	6.1 r	5.1 r	4.1 r	4.8 r	1.4	0.3 r	0.3 r	0.3 r	0.3 r	0.3 r
Tunisia	744	29.5	8.9 r	7.1 r	6.0 r	4.7 r	5.6 r	6.1	1.5 r	1.5 r	1.5 r	1.5 r	1.5 r
United Arab Emirates	466	10,829.7	3,227.8 r	2,568.2 r	2,167.6 r	1,730.9 r	2,046.0 r	28,889.3	7,978.5 r	7,923.6 r	5,420.9 r	5,246.0 r	5,093.7 r
Yemen, Republic of	474	1,576.5	427.1 r	345.1 r	317.0 r	279.4 r	358.0 r	71.8	19.9 r	20.2 r	14.2 r	14.1 r	14.0 r
<b>Sub-Saharan Africa</b>	603	<b>1,525.5</b>	<b>392.5</b>	<b>500.5</b>	<b>262.9</b>	<b>198.1</b>	<b>344.7</b>	<b>251.3</b>	<b>57.0</b>	<b>74.7</b>	<b>44.9</b>	<b>47.5</b>	<b>41.0</b>
Angola	614	44.8	13.7 r	11.1 r	9.5 r	7.7 r	9.3 r	0.0	0.0 r	0.0 r	0.0 r	0.0 r	0.0 r
Benin	638	1.2	0.3 r	0.3 r	0.2 r	0.2 r	0.3 r	....	....	....	....	....	....
Botswana	616	0.3	0.1 r	0.1 r	0.1 r	0.0 r	0.1 r	....	....	....	....	....	....
Burkina Faso	748	0.3	0.1 r	0.1 r	0.1 r	0.1 r	0.1 r	....	....	....	....	....	....
Burundi	618	0.0	0.0 r	0.0 r	0.0 r	0.0 r	0.0 r	0.0	0.0 r	0.0 r	0.0 r	0.0 r	0.0 r
Cabo Verde	624	....	....	....	....	....	....	....	0.1 e	0.1 e	0.1 e	0.1 e	0.1 e
Cameroon	622	8.4	2.3 r	1.8 r	1.7 r	1.5 r	1.9 r	0.5	0.1 r	0.1 r	0.1 r	0.1 r	0.1 r
Chad	628	0.5	0.1 r	0.1 r	0.1 r	0.1 r	0.1 r	....	....	....	....	....	....
Comoros	632	7.4	2.2 r	1.7 r	1.4 r	1.1 r	1.3 r	....	....	....	....	....	....
Congo, Dem. Rep. of	636	0.2	0.0 r	0.0 r	0.0 r	0.0 r	0.0 r	....	....	....	....	....	....
Congo, Republic of	634	3.3	0.9 r	0.7 r	0.7 r	0.6 r	0.7 r	1.1	0.3 r	0.3 r	0.2 r	0.2 r	0.2 r
Côte d'Ivoire	662	4.5	1.2 r	1.0 r	1.0 r	1.0 r	1.0 r	0.0	0.0 r	0.0 r	0.0 r	0.0 r	0.0 r

# Oman (449)

In Millions of U.S. Dollars

		Exports (FOB)						Imports (CIF)					
		2015	2015Q3	2015Q4	2016Q1	2016Q2	2016Q3	2015	2015Q3	2015Q4	2016Q1	2016Q2	2016Q3
Equatorial Guinea	642	1.2	....	....	0.2 r	0.2 r	0.3 r	....	....	....	....	....	....
Eritrea	643	0.1	0.0 r	0.0 r	0.0 r	0.0 r	0.0 r	....	....	....	....	....	....
Ethiopia	644	13.2	3.9 r	3.1 r	2.6 r	2.1 r	2.5 r	1.6	0.4 r	0.4 r	0.3 r	0.3 r	0.3 r
Gabon	646	0.7	0.2 r	0.2 r	0.1 r	0.1 r	0.2 r	0.1	0.0 r	0.0 r	0.0 r	0.0 r	0.0 r
Ghana	652	4.0	1.1 r	0.9 r	0.8 r	0.7 r	0.8 r	0.1	0.0 r	0.0 r	0.0 r	0.0 r	0.0 r
Guinea	656	0.4	0.1 r	0.1 r	0.1 r	0.1 r	0.1 r	0.0	0.0 r	0.0 r	0.0 r	0.0 r	0.0 r
Kenya	664	155.6	42.2 r	34.1 r	31.3 r	27.6 r	35.3 r	93.6	26.3 r	26.0 r	17.5 r	16.5 r	15.7 r
Liberia	668	4.8	1.5 r	1.2 r	1.0 r	0.8 r	0.9 r	....	....	....	....	....	....
Madagascar	674	3.3	0.9 r	0.7 r	0.7 r	0.6 r	0.7 r	0.1	0.0 r	0.0 r	0.0 r	0.0 r	0.0 r
Malawi	676	0.3	0.1 r	0.1 r	0.1 r	0.1 r	0.1 r	0.1	0.0 r	0.0 r	0.0 r	0.0 r	0.0 r
Mali	678	0.1	0.0 r	0.0 r	0.0 r	0.0 r	0.0 r	0.0	0.0 r	0.0 r	0.0 r	0.0 r	0.0 r
Mauritius	684	19.1	6.1 r	5.2 r	5.3 r	4.4 r	5.4 r	0.6	0.2 r	0.1 r	0.1 r	0.2 r	0.2 r
Mozambique	688	172.6	46.8 r	37.8 r	34.7 r	30.6 r	39.2 r	0.7	0.2 r	0.2 r	0.1 r	0.1 r	0.1 r
Namibia	728	0.8	0.2 r	0.2 r	0.2 r	0.1 r	0.2 r	....	0.0 e	0.0 e	0.0 e	0.0 e	0.0 e
Niger	692	2.3	0.6 r	0.5 r	0.5 r	0.4 r	0.5 r	....	....	....	....	....	....
Nigeria	694	19.1	5.6 r	4.4 r	3.8 r	3.0 r	3.6 r	0.1	0.0 r	0.0 r	0.0 r	0.0 r	0.0 r
Rwanda	714	0.0	0.0 r	0.0 r	0.0 r	0.0 r	0.0 r	....	....	....	....	....	....
Senegal	722	3.3	1.5 r	0.7 r	0.3 r	0.3 r	0.3 r	0.0	....	0.0 r	....	....	....
Seychelles	718	19.2	5.2 r	4.2 r	3.9 r	3.4 r	4.4 r	1.0	0.3 r	0.3 r	0.2 r	0.2 r	0.2 r
Sierra Leone	724	2.6	0.8 r	0.6 r	0.5 r	0.4 r	0.5 r	....	....	....	....	....	....
South Africa	199	876.8	213.1 r	355.4 r	130.8 r	82.1 r	199.6 r	103.0	16.8 r	35.0 r	16.9 r	19.9 r	13.8 r
Tanzania	738	148.1	40.1 r	32.4 r	29.8 r	26.2 r	33.6 r	44.3	11.2 r	11.1 r	8.2 r	8.7 r	9.1 r
Togo	742	4.2	1.1 r	1.1 r	1.1 r	1.1 r	1.1 r	....	....	....	....	....	....
Uganda	746	1.6	0.1 r	0.6 r	0.3 r	1.3 r	0.5 r	4.2	1.0 r	1.0 r	1.0 r	1.0 r	1.0 r
Zambia	754	1.1	0.5 r	0.2 r	0.2 r	0.2 r	0.2 r	....	....	....	....	....	0.0 r
Zimbabwe	698	0.4	0.1 r	0.1 r	0.1 r	0.1 r	0.1 r	....	....	....	....	....	....
<b>Western Hemisphere</b>	<b>205</b>	<b>564.9</b>	<b>116.6</b>	<b>157.5</b>	<b>136.4</b>	<b>138.6</b>	<b>122.7</b>	<b>1,870.8</b>	<b>537.2</b>	<b>425.1</b>	<b>314.4</b>	<b>412.9</b>	<b>365.8</b>
Argentina	213	124.4	31.1 r	31.1 r	31.1 r	31.1 r	31.1 r	97.2	26.5 r	26.5 r	24.8 r	23.1 r	21.7 r
Aruba	314	....	0.1 e	0.2 e	....	....	....	....	....	....	....	....	....
Barbados	316	....	0.0 e	0.0 e	0.0 e	0.0 e	0.0 e	....	....	....	....	....	....
Belize	339	0.2	0.0 r	0.0 r	0.0 r	0.0 r	0.0 r	....	....	....	....	....	....
Bolivia	218	2.6	....	....	....	....	....	....	....	....	....	....	....
Brazil	223	236.1	15.4 r	85.0 r	67.7 r	71.2 r	52.3 r	1,620.6	468.6 r	353.1 r	258.7 r	356.3 r	306.7 r
Chile	228	13.0	8.5 r	2.0 r	0.0 r	0.0 r	0.0 r	37.6	13.2 r	15.9 r	3.4 r	5.7 r	9.4 r
Colombia	233	1.9	0.0 r	0.0 r	0.0 r	0.0 r	0.0 r	0.6	0.1 r	0.2 r	0.1 r	0.1 r	0.1 r
Dominica	321	0.1	0.0 r	0.0 r	0.0 r	0.0 r	0.0 r	....	....	....	....	....	....
Dominican Republic	243	0.9	0.3 r	0.2 r	0.2 r	0.2 r	0.2 r	0.0	0.0 r	0.0 r	0.0 r	0.0 r	0.0 r
Ecuador	248	0.3	0.1 r	0.0 r	....	....	....	0.2	0.1 r	0.1 r	0.1 r	0.1 r	0.1 r
El Salvador	253	1.5	0.2 r	0.7 r	0.4 r	0.5 r	0.5 r	0.0	0.0 r	....	....	0.0 r	....
Grenada	328	0.0	0.0 r	0.0 r	0.0 r	0.0 r	0.0 r	....	....	....	....	....	....
Guatemala	258	0.1	0.0 r	0.0 r	0.0 r	0.0 r	0.0 r	1.7	0.5 r	0.5 r	0.3 r	0.3 r	0.3 r
Haiti	263	0.5	0.1 r	0.1 r	0.1 r	0.1 r	0.1 r	....	....	....	....	....	....
Honduras	268	0.2	0.0 r	0.1 r	....	....	....	....	....	....	....	....	....
Jamaica	343	7.2	2.0 r	1.6 r	1.5 r	1.3 r	1.6 r	....	....	....	....	....	....
Mexico	273	99.3	24.8 r	24.8 r	24.8 r	24.8 r	24.8 r	88.5	22.1 r	22.1 r	22.1 r	22.1 r	22.1 r
Netherlands Antilles	353	....	0.0 e	0.0 e	0.0 e	0.0 e	0.0 e	....	....	....	....	....	....
Nicaragua	278	0.3	0.1 r	0.1 r	0.1 r	0.0 r	0.1 r	....	....	....	....	....	....
Panama	283	7.2	7.2 r	....	....	....	....	....	....	....	....	....	....
Paraguay	288	....	....	....	....	....	....	3.5	0.9 r	0.9 r	0.7 r	0.7 r	0.7 r
Peru	293	2.5	0.7 r	0.5 r	0.5 r	0.4 r	0.6 r	19.1	4.8 r	4.8 r	3.5 r	3.7 r	3.9 r
St. Kitts and Nevis	361	....	0.0 e	0.0 e	0.0 e	0.0 e	0.0 e	....	....	....	....	....	....
St. Vincent & Grens.	364	....	0.0 e	0.0 e	0.0 e	0.0 e	0.0 e	....	....	....	....	....	....
Trinidad and Tobago	369	2.6	0.7 r	0.6 r	0.5 r	0.5 r	0.6 r	0.0	0.0 r	0.0 r	0.0 r	0.0 r	0.0 r
Uruguay	298	17.2	12.6 r	....	....	....	....	1.5	0.4 r	0.9 r	0.7 r	0.7 r	0.7 r
Venezuela, Rep. Bol.	299	46.9	12.7 r	10.3 r	9.4 r	8.3 r	10.6 r	0.2	0.1 r	0.1 r	0.0 r	0.0 r	0.0 r
<b>Other Countries n.i.e</b>	<b>910</b>	<b>0.2</b>	<b>0.0</b>	<b>0.0</b>	<b>0.0</b>	<b>0.0</b>	<b>0.0</b>	<b>1.3</b>	<b>0.3</b>	<b>0.3</b>	<b>0.2</b>	<b>0.3</b>	<b>0.3</b>
Cuba	928	0.2	0.0 r	0.0 r	0.0 r	0.0 r	0.0 r	1.3	0.3 r	0.3 r	0.2 r	0.3 r	0.3 r
<b>Countries &amp; Areas n.s.</b>	<b>898</b>	<b>1,233.2</b>	<b>334.1 r</b>	<b>269.9 r</b>	<b>247.9 r</b>	<b>218.5 r</b>	<b>280.1 r</b>	<b>0.9</b>	<b>0.2 r</b>	<b>0.2 r</b>	<b>0.2 r</b>	<b>0.2 r</b>	<b>0.2 r</b>
<b>Memorandum Items</b>													
Africa	605	2,319.0	601.3	689.1	426.5	338.4	520.8	650.4	163.0	184.5	121.0	121.7	113.4

# Oman (449)

In Millions of U.S. Dollars

		Exports (FOB)						Imports (CIF)					
		2015	2015Q3	2015Q4	2016Q1	2016Q2	2016Q3	2015	2015Q3	2015Q4	2016Q1	2016Q2	2016Q3
Middle East	405	21,075.8	6,176.3	4,935.8	4,219.0	3,439.9	4,159.4	36,292.8	10,019.2	10,006.8	6,861.0	6,690.6	6,519.4
European Union	998	1,399.0	352.2	296.4	193.3	192.0	245.9	10,705.9	2,761.0	3,335.5	2,427.0	2,262.8	2,515.1
Export earnings: fuel	080	20,817.2	6,128.4	4,893.2	4,184.4	3,394.8	4,067.5	36,463.9	10,198.1	10,083.6	6,778.6	6,622.5	6,480.8
Export earnings: nonfuel	092	69,513.9	20,763.0	16,339.4	12,148.9	12,097.0	12,588.6	38,977.7	10,029.9	11,203.0	8,997.7	8,426.2	8,190.5

# Pakistan (564)

In Millions of U.S. Dollars

		Exports (FOB)						Imports (CIF)					
		2015	2015Q3	2015Q4	2016Q1	2016Q2	2016Q3	2015	2015Q3	2015Q4	2016Q1	2016Q2	2016Q3
IFS World		22,089.1	5,183.0	5,202.2	5,323.6	5,234.3	4,704.5	43,795.1	10,599.0	11,537.1	10,273.2	12,229.2	11,657.8
World	001	22,576.5	5,298.5	5,317.4	5,438.3	5,346.6	4,807.2	43,989.6	10,643.6	11,573.0	10,311.2	12,227.8	11,657.2
Advanced Economies	110	11,520.4	2,715.0	2,714.3	2,753.4	2,684.6	2,395.9	10,696.4	2,619.8	2,858.3	2,526.5	2,983.8	2,826.1
Euro Area	163	4,601.6	1,077.1	1,073.7	1,090.2	1,064.4	951.0	3,122.9	771.5	846.0	747.5	881.7	834.3
Austria	122	16.1	3.7 r	3.8 r	3.9 r	3.9 r	3.6 r	132.9	32.9 r	35.6 r	30.9 r	35.9 r	33.5 r
Belgium	124	592.2	138.4 r	137.9 r	140.1 r	136.9 r	122.4 r	224.6	55.0 r	60.0 r	53.0 r	62.6 r	59.3 r
Cyprus	423	3.9	0.9 r	0.9 r	0.9 r	0.9 r	0.8 r	2.0	0.5 r	0.5 r	0.5 r	0.6 r	0.5 r
Estonia	939	16.0	3.7 r	3.8 r	4.0 r	4.1 r	3.8 r	3.0	0.7 r	0.8 r	0.7 r	0.8 r	0.8 r
Finland	172	34.4	7.5 r	7.8 r	8.6 r	9.1 r	8.7 r	95.4	24.4 r	26.6 r	22.7 r	25.7 r	23.6 r
France	132	360.6	83.6 r	83.7 r	86.0 r	85.0 r	76.7 r	416.6	102.1 r	110.8 r	97.1 r	113.8 r	107.0 r
Germany	134	1,146.3	269.9 r	269.2 r	272.4 r	264.9 r	235.9 r	972.2	238.6 r	265.6 r	240.9 r	291.3 r	281.1 r
Greece	174	59.6	13.8 r	13.7 r	14.1 r	13.8 r	12.4 r	9.2	2.6 r	3.4 r	3.3 r	4.3 r	4.3 r
Ireland	178	48.5	11.4 r	11.3 r	11.5 r	11.2 r	10.0 r	134.3	35.3 r	38.5 r	31.7 r	34.8 r	30.8 r
Italy	136	618.1	141.7 r	141.0 r	145.0 r	143.4 r	129.5 r	443.5	108.1 r	118.4 r	105.7 r	126.1 r	120.4 r
Latvia	941	9.0	1.6 r	1.5 r	2.0 r	2.3 r	2.3 r	51.0	13.4 r	14.4 r	11.8 r	12.7 r	11.1 r
Lithuania	946	35.1	8.0 r	8.1 r	8.5 r	8.6 r	7.9 r	9.0	2.2 r	2.4 r	2.1 r	2.5 r	2.4 r
Luxembourg	137	0.2	0.0 r	0.0 r	0.0 r	0.0 r	0.0 r	12.3	2.9 r	3.1 r	2.7 r	3.1 r	3.0 r
Malta	181	5.4	1.2 r	1.2 r	1.2 r	1.2 r	1.1 r	0.4	0.1 r	0.1 r	0.1 r	0.1 r	0.1 r
Netherlands	138	666.9	158.2 r	158.1 r	159.5 r	154.7 r	137.4 r	360.7	88.9 r	96.1 r	83.3 r	96.6 r	90.1 r
Portugal	182	153.6	36.2 r	36.2 r	36.8 r	35.9 r	32.1 r	18.9	4.6 r	4.9 r	4.3 r	5.0 r	4.7 r
Slovak Republic	936	3.0	0.7 r	0.7 r	0.7 r	0.7 r	0.6 r	30.8	6.7 r	7.0 r	6.6 r	8.2 r	8.1 r
Slovenia	961	50.4	11.9 r	11.8 r	11.8 r	11.3 r	10.0 r	2.9	0.7 r	0.8 r	0.7 r	0.9 r	0.9 r
Spain	184	782.3	184.6 r	183.0 r	183.2 r	176.5 r	155.8 r	203.3	51.8 r	57.0 r	49.3 r	56.7 r	52.6 r
Australia	193	175.7	43.1 r	44.3 r	45.4 r	44.5 r	39.9 r	537.6	138.1 r	152.1 r	130.6 r	149.4 r	137.6 r
Canada	156	216.5	51.4 r	51.6 r	52.4 r	51.1 r	45.6 r	440.7	108.3 r	115.0 r	97.3 r	110.2 r	100.7 r
China,P.R.: Hong Kong	532	241.7	55.5 r	56.6 r	60.1 r	61.2 r	56.5 r	69.0	15.8 r	17.2 r	16.2 r	20.4 r	20.3 r
China,P.R.: Macao	546	0.0	0.0 r	0.0 r	0.0 r	0.0 r	0.0 r	0.0	0.0 r	0.0 r	0.0 r	0.0 r	0.0 r
Czech Republic	935	33.4	7.6 r	7.6 r	7.7 r	7.6 r	6.9 r	52.9	13.0 r	13.9 r	11.9 r	13.6 r	12.5 r
Denmark	128	111.2	26.8 r	26.8 r	26.8 r	25.7 r	22.7 r	110.4	24.0 r	26.7 r	26.9 r	35.7 r	36.9 r
Iceland	176	0.2	0.0 r	0.0 r	0.0 r	0.0 r	0.0 r	1.3	0.3 r	0.4 r	0.3 r	0.3 r	0.3 r
Japan	158	182.3	43.0 r	43.0 r	43.6 r	42.5 r	37.9 r	1,725.9	423.9 r	465.6 r	414.7 r	493.0 r	469.4 r
Korea, Republic of	542	294.7	67.9 r	68.5 r	71.4 r	71.5 r	65.2 r	702.0	175.4 r	194.3 r	172.7 r	204.5 r	194.2 r
New Zealand	196	36.5	8.5 r	8.5 r	8.7 r	8.5 r	7.7 r	48.8	11.5 r	12.4 r	11.1 r	13.2 r	12.7 r
Norway	142	44.6	10.3 r	10.3 r	10.6 r	10.5 r	9.5 r	9.6	2.2 r	2.5 r	2.4 r	3.1 r	3.1 r
San Marino	135	0.0	0.0 r	0.0 r	0.0 r	0.0 r	0.0 r	0.3	0.1 r	0.1 r	0.1 r	0.1 r	0.1 r
Singapore	576	209.2	47.3 r	45.7 r	45.6 r	43.9 r	38.8 r	874.6	202.6 r	215.9 r	194.2 r	234.2 r	225.7 r
Sweden	144	123.3	28.9 r	28.7 r	29.1 r	28.3 r	25.3 r	203.3	47.5 r	50.9 r	45.7 r	55.0 r	53.0 r
Switzerland	146	15.1	3.6 r	3.6 r	3.6 r	3.5 r	3.0 r	269.7	64.1 r	69.3 r	62.0 r	74.2 r	71.1 r
United Kingdom	112	1,572.8	370.3 r	368.9 r	372.5 r	361.7 r	321.6 r	610.6	149.0 r	161.6 r	142.3 r	167.4 r	158.1 r
United States	111	3,661.6	873.6 r	876.4 r	885.6 r	859.5 r	764.1 r	1,916.8	472.5 r	514.5 r	450.8 r	527.8 r	496.2 r
Vatican	187	....	....	....	....	....	....	0.0	0.0 r	0.0 r	0.0 r	0.0 r	0.0 r
Emerg. & Dev. Economies	200	10,840.1	2,532.7	2,552.2	2,632.7	2,610.6	2,365.3	33,247.4	8,012.5	8,702.3	7,773.8	9,231.2	8,819.1
Emerg. & Dev. Asia	505	4,413.6	1,040.1	1,048.3	1,075.7	1,059.9	954.8	17,292.2	4,229.1	4,571.0	3,991.1	4,659.5	4,371.3
American Samoa	859	0.0	0.0 r	0.0 r	0.0 r	0.0 r	0.0 r	0.1	0.0 r	0.0 r	0.0 r	0.0 r	0.1 r
Bangladesh	513	700.6	167.7 r	168.4 r	170.0 r	164.8 r	146.4 r	60.2	14.7 r	16.0 r	14.2 r	16.7 r	15.8 r
Bhutan	514	....	....	....	....	....	....	2.8	0.7 r	0.7 r	0.7 r	0.7 r	0.7 r
Brunei Darussalam	516	0.7	0.2 r	0.2 r	0.2 r	0.2 r	0.1 r	0.0	0.0 r	0.0 r	0.0 r	0.0 r	0.0 r
Cambodia	522	32.4	7.8 r	8.0 r	8.2 r	8.1 r	7.3 r	1.1	0.3 r	0.3 r	0.3 r	0.3 r	0.3 r
China,P.R.: Mainland	924	1,934.9	454.0 r	459.5 r	475.9 r	473.0 r	428.9 r	11,019.0	2,718.6 r	2,929.9 r	2,526.3 r	2,911.9 r	2,702.0 r
Fiji	819	1.7	0.4 r	0.4 r	0.4 r	0.4 r	0.4 r	0.2	0.1 r	0.1 r	0.1 r	0.1 r	0.1 r
F.T. French Polynesia	887	0.2	0.1 r	0.1 r	0.1 r	0.1 r	0.1 r	0.0	0.0 r	0.0 r	0.0 r	0.0 r	0.0 r
F.T. New Caledonia	839	0.1	0.0 r	0.0 r	0.0 r	0.0 r	0.0 r	0.0	0.0 r	0.0 r	0.0 r	0.0 r	0.0 r
Guam	829	0.1	0.0 r	0.0 r	0.0 r	0.0 r	0.0 r	....	....	....	....	....	....
India	534	312.3	72.0 r	72.4 r	75.2 r	75.1 r	68.3 r	1,669.3	394.7 r	428.3 r	387.8 r	469.6 r	453.9 r
Indonesia	536	140.8	33.5 r	33.5 r	33.9 r	32.9 r	29.2 r	2,041.8	490.6 r	523.7 r	456.3 r	532.7 r	499.7 r
Kiribati	826	....	....	....	....	....	....	0.0	0.0 r	0.0 r	0.0 r	0.0 r	0.0 r
Lao People's Dem.Rep	544	1.0	0.2 r	0.2 r	0.2 r	0.2 r	0.2 r	0.1	0.0 r	0.0 r	0.0 r	0.0 r	0.0 r
Malaysia	548	186.2	42.5 r	42.3 r	43.7 r	43.4 r	39.3 r	911.0	217.1 r	245.3 r	232.8 r	293.0 r	291.7 r
Maldives	556	7.6	1.8 r	1.8 r	1.8 r	1.8 r	1.6 r	2.9	0.7 r	0.7 r	0.7 r	0.7 r	0.7 r
Marshall Islands	867	....	....	....	....	....	....	0.0	0.0 r	0.0 r	0.0 r	0.0 r	0.0 r



# Pakistan (564)

In Millions of U.S. Dollars

		Exports (FOB)						Imports (CIF)					
		2015	2015Q3	2015Q4	2016Q1	2016Q2	2016Q3	2015	2015Q3	2015Q4	2016Q1	2016Q2	2016Q3
Micronesia	868	0.0	0.0 r	0.0 r	0.0 r	0.0 r	0.0 r	0.0	0.0 r	0.0 r	0.0 r	0.0 r	0.0 r
Mongolia	948	0.1	0.0 r	0.0 r	0.0 r	0.0 r	0.0 r	0.0	0.0 r	0.0 r	0.0 r	0.0 r	0.0 r
Myanmar	518	17.1	4.2 r	4.2 r	4.1 r	3.9 r	3.4 r	6.2	0.9 r	0.9 r	1.0 r	1.6 r	1.8 r
Nepal	558	2.3	0.6 r	0.6 r	0.5 r	0.5 r	0.4 r	0.5	0.1 r	0.1 r	0.1 r	0.1 r	0.1 r
Palau	565	....	....	....	....	....	....	0.0	0.0 r	0.0 r	0.0 r	0.0 r	0.0 r
Papua New Guinea	853	14.9	3.5 r	3.5 r	3.6 r	3.6 r	3.6 r	1.4	0.4 r	0.4 r	0.4 r	0.4 r	0.4 r
Philippines	566	66.6	15.7 r	15.9 r	16.4 r	16.3 r	14.8 r	42.4	10.4 r	11.2 r	9.8 r	11.5 r	10.8 r
Samoa	862	0.0	0.0 r	0.0 r	0.0 r	0.0 r	0.0 r	....	....	....	....	....	....
Solomon Islands	813	0.0	0.0 r	0.0 r	0.0 r	0.0 r	0.0 r	0.0	0.0 r	0.0 r	0.0 r	0.0 r	0.0 r
Sri Lanka	524	260.0	62.3 r	63.0 r	64.2 r	62.8 r	56.2 r	72.3	17.9 r	19.6 r	17.1 r	19.9 r	18.7 r
Thailand	578	120.3	28.2 r	28.3 r	29.0 r	28.5 r	25.6 r	852.7	212.5 r	231.8 r	201.8 r	234.5 r	219.1 r
Timor-Leste	537	1.0	0.3 r	0.3 r	0.3 r	0.3 r	0.3 r	0.0	0.0 r	0.0 r	0.0 r	0.0 r	0.0 r
Tonga	866	0.0	0.0 r	0.0 r	0.0 r	0.0 r	0.0 r	0.0	0.0 r	0.0 r	0.0 r	0.0 r	0.0 r
Tuvalu	869	0.0	0.0 r	0.0 r	0.0 r	0.0 r	0.0 r	0.0	0.0 r	0.0 r	0.0 r	0.0 r	0.0 r
Vanuatu	846	0.0	0.0 r	0.0 r	0.0 r	0.0 r	0.0 r	0.0	0.0 r	0.0 r	0.0 r	0.0 r	0.0 r
Vietnam	582	276.6	66.3 r	66.4 r	66.7 r	64.3 r	56.9 r	227.0	57.8 r	62.6 r	52.9 r	59.6 r	54.2 r
Asia n.s.	598	336.0	78.8 r	79.1 r	81.0 r	79.6 r	71.6 r	381.1	91.6 r	99.5 r	88.8 r	106.0 r	101.3 r
<b>Europe</b>	<b>170</b>	<b>718.1</b>	<b>164.9</b>	<b>165.8</b>	<b>170.8</b>	<b>171.0</b>	<b>156.2</b>	<b>1,320.9</b>	<b>312.7</b>	<b>337.3</b>	<b>316.0</b>	<b>353.1</b>	<b>347.4</b>
<b>Emerg. &amp; Dev. Europe</b>	<b>903</b>	<b>438.6</b>	<b>98.7</b>	<b>98.8</b>	<b>103.8</b>	<b>104.8</b>	<b>96.3</b>	<b>437.5</b>	<b>107.7</b>	<b>115.5</b>	<b>102.0</b>	<b>116.5</b>	<b>109.6</b>
Albania	914	4.0	0.9 r	0.9 r	1.0 r	0.9 r	0.8 r	0.1	0.0 r	0.0 r	0.0 r	0.0 r	0.0 r
Bosnia and Herzegovina	963	0.1	0.0 r	0.0 r	0.0 r	0.0 r	0.0 r	0.1	0.0 r	0.0 r	0.0 r	0.0 r	0.0 r
Bulgaria	918	11.9	2.5 r	2.5 r	2.6 r	2.7 r	2.5 r	12.5	3.0 r	3.2 r	2.8 r	3.4 r	3.2 r
Croatia	960	10.2	2.3 r	2.3 r	2.3 r	2.3 r	2.0 r	1.4	0.3 r	0.4 r	0.4 r	0.4 r	0.4 r
Faroe Islands	816	....	....	....	....	....	....	0.0	0.0 r	0.0 r	0.0 r	0.0 r	0.0 r
Gibraltar	823	....	....	....	....	....	....	0.1	0.0 r	0.0 r	0.0 r	0.0 r	0.0 r
Hungary	944	12.2	2.9 r	2.9 r	2.9 r	2.8 r	2.5 r	33.9	8.3 r	8.9 r	7.8 r	9.0 r	8.4 r
Montenegro	943	....	....	....	....	....	....	36.2	9.1 r	9.1 r	9.1 r	9.1 r	9.1 r
Poland	964	142.8	33.6 r	33.2 r	33.2 r	31.9 r	28.2 r	98.0	24.6 r	26.6 r	22.7 r	26.0 r	23.9 r
Romania	968	20.2	4.6 r	4.6 r	4.7 r	4.7 r	4.3 r	39.0	9.4 r	10.3 r	9.1 r	10.9 r	10.4 r
Serbia, Republic of	942	1.7	0.4 r	0.5 r	0.5 r	0.5 r	0.5 r	11.0	2.7 r	2.7 r	2.7 r	2.7 r	2.7 r
Turkey	186	235.4	51.4 r	52.0 r	56.6 r	58.9 r	55.5 r	205.2	50.2 r	54.2 r	47.3 r	55.1 r	51.6 r
<b>CIS</b>	<b>901</b>	<b>279.5</b>	<b>66.2</b>	<b>67.0</b>	<b>67.0</b>	<b>66.2</b>	<b>59.9</b>	<b>363.6</b>	<b>79.2</b>	<b>84.9</b>	<b>78.4</b>	<b>100.8</b>	<b>102.1</b>
Armenia	911	0.2	0.0 r	0.0 r	0.0 r	0.0 r	0.0 r	0.1	0.0 r	0.0 r	0.0 r	0.0 r	0.0 r
Azerbaijan, Rep. of	912	42.2	10.8 r	11.1 r	11.0 r	10.5 r	9.1 r	0.0	0.0 r	0.0 r	0.0 r	0.0 r	0.0 r
Belarus	913	0.4	0.1 r	0.1 r	0.1 r	0.1 r	0.1 r	33.7	8.0 r	8.4 r	7.4 r	8.6 r	8.1 r
Georgia	915	6.2	1.4 r	1.4 r	1.5 r	1.5 r	1.3 r	0.0	0.0 r	0.0 r	0.0 r	0.0 r	0.0 r
Kazakhstan	916	12.8	3.2 r	3.2 r	3.1 r	2.8 r	2.4 r	3.7	0.9 r	1.0 r	0.9 r	1.0 r	1.0 r
Kyrgyz Republic	917	0.8	0.2 r	0.2 r	0.2 r	0.2 r	0.2 r	0.1	0.0 r	0.0 r	0.0 r	0.0 r	0.0 r
Moldova	921	0.1	0.0 r	0.0 r	0.0 r	0.0 r	0.0 r	2.9	0.7 r	0.7 r	0.7 r	0.7 r	0.7 r
Russian Federation	922	160.9	37.7 r	38.0 r	39.2 r	38.9 r	35.2 r	170.2	40.6 r	45.2 r	42.0 r	51.9 r	51.0 r
Tajikistan	923	4.0	0.9 r	0.9 r	1.0 r	1.0 r	0.9 r	0.1	0.0 r	0.0 r	0.0 r	0.0 r	0.0 r
Turkmenistan	925	8.2	2.0 r	2.0 r	....	....	....	14.7	3.6 r	3.9 r	....	....	....
Ukraine	926	41.6	9.3 r	9.5 r	10.3 r	10.8 r	10.1 r	137.0	25.1 r	25.3 r	27.1 r	38.1 r	40.8 r
Uzbekistan	927	2.0	0.5 r	0.5 r	0.5 r	0.5 r	0.5 r	1.1	0.3 r	0.3 r	0.3 r	0.3 r	0.3 r
Europe n.s.	884	....	....	....	....	....	....	519.7	125.8 r	136.9 r	135.7 r	135.8 r	135.7 r
<b>Mid East, N Africa, Pak</b>	<b>440</b>	<b>3,969.7</b>	<b>920.3</b>	<b>929.1</b>	<b>966.7</b>	<b>965.7</b>	<b>879.4</b>	<b>12,607.8</b>	<b>2,964.9</b>	<b>3,248.5</b>	<b>2,995.9</b>	<b>3,685.1</b>	<b>3,606.8</b>
Afghanistan, I.R. of	512	1,722.2	406.4 r	408.8 r	417.9 r	410.4 r	368.4 r	390.4	95.1 r	102.8 r	90.1 r	105.7 r	99.6 r
Algeria	612	25.2	5.7 r	5.7 r	6.0 r	6.1 r	5.6 r	0.4	0.1 r	0.1 r	0.1 r	0.1 r	0.1 r
Bahrain, Kingdom of	419	69.2	16.2 r	16.4 r	17.0 r	16.9 r	15.4 r	28.3	4.0 r	3.7 r	5.1 r	8.2 r	9.5 r
Djibouti	611	41.3	9.9 r	10.0 r	10.1 r	9.8 r	8.7 r	0.7	0.2 r	0.2 r	0.2 r	0.2 r	0.2 r
Egypt	469	133.7	30.6 r	30.6 r	31.6 r	31.4 r	28.5 r	125.4	29.3 r	31.3 r	28.0 r	33.7 r	32.3 r
Iran, I.R. of	429	32.3	7.4 r	7.5 r	8.1 r	8.3 r	7.7 r	260.9	66.1 r	72.0 r	61.6 r	70.2 r	64.5 r
Iraq	433	31.1	6.6 r	6.4 r	6.7 r	6.8 r	6.2 r	11.5	2.8 r	3.0 r	3.0 r	3.0 r	3.0 r
Jordan	439	41.0	9.3 r	9.4 r	9.9 r	10.0 r	9.2 r	30.3	7.3 r	8.0 r	7.6 r	8.1 r	8.0 r
Kuwait	443	100.4	24.0 r	24.0 r	24.2 r	23.4 r	20.7 r	1,712.7	389.7 r	438.0 r	429.3 r	556.4 r	565.5 r
Lebanon	446	24.0	5.6 r	5.6 r	5.8 r	5.8 r	5.3 r	3.1	0.7 r	0.7 r	0.7 r	0.8 r	0.8 r
Libya	672	7.4	1.8 r	1.8 r	1.9 r	1.9 r	1.7 r	5.8	1.4 r	1.5 r	1.5 r	1.5 r	1.5 r
Mauritania	682	12.1	2.0 r	2.0 r	2.6 r	3.2 r	3.3 r	0.6	0.1 r	0.1 r	0.1 r	0.1 r	0.1 r
Morocco	686	14.7	3.5 r	3.5 r	3.5 r	3.5 r	3.1 r	343.5	86.0 r	93.9 r	81.3 r	94.0 r	87.5 r
Oman	449	170.5	40.3 r	40.5 r	41.3 r	40.4 r	36.2 r	614.3	135.5 r	148.1 r	144.2 r	186.6 r	189.4 r

# Pakistan (564)

In Millions of U.S. Dollars

		Exports (FOB)						Imports (CIF)					
		2015	2015Q3	2015Q4	2016Q1	2016Q2	2016Q3	2015	2015Q3	2015Q4	2016Q1	2016Q2	2016Q3
Qatar	453	63.3	14.8 r	14.9 r	15.3 r	15.2 r	13.8 r	319.3	81.8 r	88.9 r	75.0 r	84.2 r	76.3 r
Saudi Arabia	456	431.3	100.1 r	100.3 r	103.1 r	101.9 r	92.0 r	3,006.8	689.2 r	744.7 r	689.7 r	854.2 r	840.0 r
Somalia	726	23.9	5.8 r	6.2 r	6.7 r	6.9 r	6.5 r	7.0	1.6 r	1.7 r	1.6 r	1.9 r	1.8 r
Sudan	732	12.1	2.8 r	2.9 r	2.9 r	2.9 r	2.6 r	0.4	0.1 r	0.1 r	0.1 r	0.1 r	0.1 r
Syrian Arab Republic	463	13.1	3.0 r	3.0 r	3.2 r	3.3 r	3.1 r	2.1	0.5 r	0.6 r	0.5 r	0.5 r	0.5 r
Tunisia	744	23.4	5.3 r	5.3 r	5.5 r	5.5 r	5.0 r	8.0	1.9 r	2.1 r	1.9 r	2.2 r	2.1 r
United Arab Emirates	466	899.0	201.8 r	206.6 r	224.0 r	232.2 r	217.8 r	5,734.7	1,371.1 r	1,506.4 r	1,373.7 r	1,672.2 r	1,622.7 r
Yemen, Republic of	474	78.4	17.3 r	17.6 r	19.1 r	19.8 r	18.6 r	1.7	0.3 r	0.4 r	0.6 r	1.0 r	1.1 r
<b>Sub-Saharan Africa</b>	<b>603</b>	<b>1,292.4</b>	<b>302.9</b>	<b>303.9</b>	<b>311.3</b>	<b>307.0</b>	<b>278.2</b>	<b>1,205.4</b>	<b>300.7</b>	<b>325.0</b>	<b>282.0</b>	<b>321.4</b>	<b>298.7</b>
Angola	614	27.6	6.1 r	6.1 r	6.4 r	6.5 r	6.0 r	0.6	0.2 r	0.2 r	0.2 r	0.2 r	0.2 r
Benin	638	55.4	13.8 r	14.2 r	14.5 r	14.2 r	12.6 r	6.6	1.6 r	1.7 r	1.7 r	1.7 r	1.7 r
Botswana	616	2.1	0.5 r	0.5 r	0.5 r	0.5 r	0.5 r	0.1	0.0 r	0.0 r	0.0 r	0.0 r	0.0 r
Burkina Faso	748	0.2	0.1 r	0.1 r	0.1 r	0.1 r	0.0 r	10.5	2.6 r	2.6 r	2.6 r	2.6 r	2.6 r
Burundi	618	0.1	0.0 r	0.0 r	0.0 r	0.0 r	0.0 r	17.9	4.6 r	5.0 r	4.2 r	4.7 r	4.3 r
Cabo Verde	624	....	....	....	....	....	....	0.0	0.0 r	0.0 r	0.0 r	0.0 r	0.0 r
Cameroon	622	21.4	5.0 r	5.0 r	5.1 r	5.1 r	4.5 r	2.0	0.5 r	0.5 r	0.5 r	0.5 r	0.5 r
Central African Rep.	626	0.0	0.0 r	0.0 r	0.0 r	0.0 r	0.0 r	....	....	....	....	....	....
Chad	628	0.0	0.0 r	0.0 r	0.0 r	0.0 r	0.0 r	10.0	2.5 r	2.5 r	2.5 r	2.5 r	2.5 r
Comoros	632	23.2	5.2 r	5.2 r	5.4 r	5.4 r	4.9 r	1.0	0.2 r	0.3 r	0.3 r	0.3 r	0.3 r
Congo, Dem. Rep. of	636	16.2	4.3 r	4.4 r	4.2 r	3.9 r	3.4 r	1.1	0.3 r	0.3 r	0.3 r	0.3 r	0.3 r
Congo, Republic of	634	1.7	0.4 r	0.4 r	0.4 r	0.4 r	0.3 r	1.1	0.3 r	0.3 r	0.3 r	0.3 r	0.3 r
Côte d'Ivoire	662	82.9	19.4 r	19.5 r	20.0 r	19.6 r	17.6 r	4.6	1.1 r	1.2 r	1.2 r	1.2 r	1.2 r
Equatorial Guinea	642	0.0	0.0 r	0.0 r	0.0 r	0.0 r	0.0 r	0.0	0.0 r	0.0 r	0.0 r	0.0 r	0.0 r
Eritrea	643	0.3	0.1 r	0.1 r	0.1 r	0.1 r	0.1 r	0.1	0.0 r	0.0 r	0.0 r	0.0 r	0.0 r
Ethiopia	644	0.7	0.1 r	0.1 r	0.2 r	0.2 r	0.2 r	43.1	10.9 r	11.9 r	10.4 r	12.1 r	11.3 r
Gabon	646	1.6	0.4 r	0.4 r	0.4 r	0.4 r	0.5 r	0.8	0.2 r	0.2 r	0.2 r	0.2 r	0.2 r
Gambia, The	648	18.3	4.4 r	4.4 r	4.4 r	4.3 r	3.8 r	0.9	0.2 r	0.2 r	0.2 r	0.2 r	0.2 r
Ghana	652	7.2	1.7 r	1.7 r	1.7 r	1.7 r	1.5 r	2.3	0.6 r	0.6 r	0.6 r	0.6 r	0.6 r
Guinea	656	3.2	0.8 r	0.8 r	0.8 r	0.8 r	0.7 r	0.4	0.1 r	0.1 r	0.1 r	0.1 r	0.1 r
Guinea-Bissau	654	13.1	3.1 r	3.1 r	3.2 r	3.2 r	3.2 r	....	....	....	....	....	....
Kenya	664	278.8	64.2 r	63.6 r	64.9 r	63.7 r	57.2 r	349.2	88.0 r	96.0 r	82.7 r	95.1 r	88.0 r
Lesotho	666	3.8	0.9 r	0.9 r	1.0 r	1.1 r	1.1 r	0.0	0.0 r	0.0 r	0.0 r	0.0 r	0.0 r
Liberia	668	1.6	0.4 r	0.4 r	0.4 r	0.4 r	0.3 r	10.5	2.6 r	2.6 r	2.6 r	2.6 r	2.6 r
Madagascar	674	81.6	19.0 r	19.3 r	20.0 r	20.0 r	18.2 r	4.5	1.1 r	1.1 r	1.1 r	1.1 r	1.1 r
Malawi	676	1.0	0.2 r	0.2 r	0.2 r	0.3 r	0.2 r	0.2	0.0 r	0.0 r	0.0 r	0.0 r	0.0 r
Mali	678	0.4	0.1 r	0.1 r	0.1 r	0.1 r	0.1 r	1.6	0.4 r	0.4 r	0.4 r	0.4 r	0.4 r
Mauritius	684	22.2	5.1 r	5.1 r	5.3 r	5.3 r	4.8 r	60.8	16.0 r	17.4 r	14.4 r	15.7 r	13.9 r
Mozambique	688	106.6	25.1 r	25.2 r	25.7 r	25.2 r	22.6 r	0.7	0.2 r	0.2 r	0.2 r	0.2 r	0.2 r
Namibia	728	0.9	0.2 r	0.2 r	0.2 r	0.2 r	0.2 r	0.3	0.1 r	0.1 r	0.1 r	0.1 r	0.1 r
Niger	692	0.0	0.0 r	0.0 r	0.0 r	0.0 r	0.0 r	8.6	2.1 r	2.3 r	2.2 r	2.3 r	2.3 r
Nigeria	694	50.2	11.4 r	11.3 r	11.5 r	11.3 r	10.2 r	33.3	8.7 r	9.5 r	8.1 r	9.1 r	8.3 r
Rwanda	714	0.3	0.1 r	0.1 r	0.1 r	0.1 r	0.1 r	34.1	8.7 r	9.5 r	8.0 r	9.0 r	8.1 r
São Tomé & Príncipe	716	0.3	0.1 r	0.1 r	0.1 r	0.1 r	0.1 r	0.1	0.0 r	0.0 r	0.0 r	0.0 r	0.0 r
Senegal	722	37.9	9.7 r	9.8 r	9.6 r	9.0 r	7.8 r	2.9	0.7 r	0.8 r	0.7 r	0.8 r	0.8 r
Seychelles	718	2.8	0.6 r	0.6 r	0.6 r	0.6 r	0.6 r	0.3	0.1 r	0.1 r	0.1 r	0.1 r	0.1 r
Sierra Leone	724	24.6	5.8 r	5.8 r	6.0 r	6.0 r	5.9 r	0.5	0.1 r	0.1 r	0.1 r	0.1 r	0.1 r
South Africa	199	222.8	51.0 r	51.2 r	53.4 r	53.5 r	48.8 r	483.4	118.5 r	127.3 r	110.1 r	127.3 r	118.4 r
South Sudan, Rep. of	733	39.2	9.8 r	9.8 r	9.8 r	9.8 r	9.8 r	1.1	0.3 r	0.3 r	0.3 r	0.3 r	0.3 r
Swaziland	734	0.2	0.1 r	0.1 r	0.1 r	0.1 r	0.1 r	18.3	4.4 r	4.8 r	4.3 r	5.1 r	4.9 r
Tanzania	738	118.8	28.3 r	28.5 r	29.1 r	28.4 r	25.4 r	21.8	5.4 r	5.9 r	5.0 r	5.7 r	5.3 r
Togo	742	11.8	3.1 r	3.2 r	3.2 r	3.0 r	2.6 r	5.0	1.2 r	1.2 r	1.2 r	1.2 r	1.2 r
Uganda	746	1.3	0.3 r	0.3 r	0.3 r	0.3 r	0.3 r	7.5	1.8 r	2.0 r	1.8 r	2.1 r	2.0 r
Zambia	754	0.9	0.2 r	0.2 r	0.2 r	0.2 r	0.2 r	55.5	13.9 r	15.1 r	13.0 r	14.9 r	13.7 r
Zimbabwe	698	9.1	2.0 r	2.0 r	2.0 r	2.0 r	1.8 r	1.7	0.4 r	0.4 r	0.4 r	0.5 r	0.5 r
Africa n.s.	799	....	....	....	....	....	....	0.1	0.0 r	0.0 r	0.0 r	0.0 r	0.0 r
<b>Western Hemisphere</b>	<b>205</b>	<b>446.3</b>	<b>104.5</b>	<b>105.2</b>	<b>108.2</b>	<b>107.0</b>	<b>96.7</b>	<b>821.2</b>	<b>205.1</b>	<b>220.5</b>	<b>188.8</b>	<b>212.2</b>	<b>194.9</b>
Anguilla	312	0.0	0.0 r	0.0 r	0.0 r	0.0 r	0.0 r	0.0	0.0 r	0.0 r	0.0 r	0.0 r	0.0 r
Antigua and Barbuda	311	0.0	0.0 r	0.0 r	0.0 r	0.0 r	0.0 r	....	....	....	....	....	....
Argentina	213	52.7	12.9 r	13.1 r	13.1 r	12.6 r	11.1 r	441.0	109.2 r	116.5 r	98.6 r	111.5 r	101.7 r
Aruba	314	0.2	0.0 r	0.0 r	0.0 r	0.0 r	0.0 r	....	....	....	....	....	....

# Pakistan (564)

In Millions of U.S. Dollars

		Exports (FOB)						Imports (CIF)					
		2015	2015Q3	2015Q4	2016Q1	2016Q2	2016Q3	2015	2015Q3	2015Q4	2016Q1	2016Q2	2016Q3
Bahamas, The	313	0.1	0.0 r	0.0 r	0.0 r	0.0 r	0.0 r	3.2	0.8 r	0.8 r	0.8 r	0.8 r	0.8 r
Barbados	316	0.2	0.0 r	0.0 r	0.1 r	0.1 r	0.1 r	0.2	0.1 r	0.1 r	0.1 r	0.1 r	0.1 r
Belize	339	0.0	0.0 r	0.0 r	0.0 r	0.0 r	0.0 r	2.3	0.6 r	0.6 r	0.5 r	0.6 r	0.6 r
Bermuda	319	0.1	0.0 r	0.0 r	0.0 r	0.0 r	0.0 r	0.0	0.0 r	0.0 r	0.0 r	0.0 r	0.0 r
Bolivia	218	0.7	0.2 r	0.2 r	0.2 r	0.2 r	0.1 r	0.1	0.0 r	0.0 r	0.0 r	0.0 r	0.0 r
Brazil	223	56.4	12.9 r	13.1 r	13.8 r	14.0 r	12.9 r	259.6	66.1 r	71.7 r	60.8 r	68.7 r	62.6 r
Chile	228	65.2	15.1 r	15.2 r	15.8 r	15.8 r	14.3 r	23.6	5.7 r	6.2 r	6.1 r	6.2 r	6.2 r
Colombia	233	42.9	9.8 r	9.8 r	10.1 r	10.1 r	9.2 r	9.0	2.2 r	2.4 r	2.3 r	2.4 r	2.4 r
Costa Rica	238	4.4	1.1 r	1.0 r	1.0 r	1.0 r	0.9 r	0.9	0.2 r	0.2 r	0.2 r	0.3 r	0.2 r
Curacao	354	0.0	0.0 r	0.0 r	0.0 r	0.0 r	0.0 r	0.1	0.0 r	0.0 r	0.0 r	0.0 r	0.0 r
Dominica	321	0.0	0.0 r	0.0 r	0.0 r	0.0 r	0.0 r	0.2	0.0 r	0.0 r	0.0 r	0.0 r	0.0 r
Dominican Republic	243	12.4	3.0 r	3.0 r	2.9 r	2.8 r	2.4 r	0.5	0.1 r	0.1 r	0.1 r	0.1 r	0.1 r
Ecuador	248	7.1	1.5 r	1.5 r	1.6 r	1.6 r	1.5 r	0.1	0.0 r	0.0 r	0.0 r	0.0 r	0.0 r
El Salvador	253	3.8	0.9 r	0.9 r	0.9 r	0.9 r	0.9 r	0.1	0.0 r	0.0 r	0.0 r	0.0 r	0.0 r
Falkland Islands	323	....	....	....	....	....	....	0.0	0.0 r	0.0 r	0.0 r	0.0 r	0.0 r
Greenland	326	....	....	....	....	....	....	0.0	0.0 r	0.0 r	0.0 r	0.0 r	0.0 r
Grenada	328	0.2	0.1 r	0.1 r	0.1 r	0.0 r	0.0 r	0.2	0.0 r	0.0 r	0.0 r	0.0 r	0.0 r
Guatemala	258	9.1	2.3 r	2.3 r	2.3 r	2.2 r	1.9 r	8.4	2.1 r	2.2 r	1.9 r	2.2 r	2.0 r
Guyana	336	0.6	0.1 r	0.1 r	0.1 r	0.1 r	0.1 r	0.1	0.0 r	0.0 r	0.0 r	0.0 r	0.0 r
Haiti	263	2.3	0.4 r	0.4 r	0.5 r	0.5 r	0.5 r	0.0	0.0 r	0.0 r	0.0 r	0.0 r	0.0 r
Honduras	268	13.4	3.4 r	3.4 r	3.2 r	2.9 r	2.4 r	0.4	0.1 r	0.1 r	0.1 r	0.1 r	0.1 r
Jamaica	343	2.0	0.5 r	0.5 r	0.5 r	0.5 r	0.4 r	0.7	0.2 r	0.2 r	0.2 r	0.2 r	0.2 r
Mexico	273	99.7	23.1 r	23.3 r	24.0 r	23.8 r	21.6 r	53.0	13.4 r	14.6 r	12.5 r	14.3 r	13.2 r
Montserrat	351	....	....	....	....	....	....	0.0	0.0 r	0.0 r	0.0 r	0.0 r	0.0 r
Nicaragua	278	8.4	2.0 r	2.1 r	2.3 r	2.4 r	2.2 r	0.1	0.0 r	0.0 r	0.0 r	0.0 r	0.0 r
Panama	283	12.8	3.1 r	3.1 r	3.1 r	2.9 r	2.6 r	2.9	0.7 r	0.7 r	0.7 r	0.7 r	0.7 r
Paraguay	288	8.7	2.0 r	1.9 r	1.9 r	1.8 r	1.6 r	4.4	1.1 r	1.1 r	1.1 r	1.1 r	1.1 r
Peru	293	25.1	5.8 r	5.8 r	5.9 r	5.9 r	5.3 r	2.8	0.7 r	0.7 r	0.7 r	0.8 r	0.8 r
Sint Maarten	352	....	....	....	....	....	....	0.0	0.0 r	0.0 r	0.0 r	0.0 r	0.0 r
St. Kitts and Nevis	361	0.0	0.0 r	0.0 r	0.0 r	0.0 r	0.0 r	0.0	0.0 r	0.0 r	0.0 r	0.0 r	0.0 r
St. Lucia	362	0.1	0.0 r	0.0 r	0.0 r	0.0 r	0.0 r	0.3	0.1 r	0.1 r	0.1 r	0.1 r	0.1 r
St. Vincent & Grens.	364	0.1	0.0 r	0.0 r	0.0 r	0.0 r	0.0 r	....	....	....	....	....	....
Suriname	366	0.5	0.1 r	0.1 r	0.1 r	0.1 r	0.1 r	0.0	0.0 r	0.0 r	0.0 r	0.0 r	0.0 r
Trinidad and Tobago	369	5.3	1.2 r	1.1 r	1.2 r	1.2 r	1.1 r	3.2	0.8 r	0.9 r	0.8 r	0.8 r	0.8 r
Uruguay	298	6.1	1.5 r	1.6 r	1.8 r	1.9 r	1.8 r	3.1	0.7 r	0.8 r	0.7 r	0.9 r	0.8 r
Venezuela, Rep. Bol.	299	4.7	1.0 r	1.1 r	1.3 r	1.4 r	1.3 r	0.2	0.0 r	0.0 r	0.0 r	0.0 r	0.0 r
Western Hem. n.s.	399	0.9	0.2 r	0.2 r	0.2 r	0.2 r	0.2 r	0.5	0.1 r	0.1 r	0.1 r	0.1 r	0.1 r
<b>Other Countries n.i.e</b>	910	<b>3.9</b>	<b>1.0</b>	<b>1.0</b>	<b>1.1</b>	<b>1.0</b>	<b>0.9</b>	<b>45.9</b>	<b>11.3</b>	<b>12.4</b>	<b>10.9</b>	<b>12.7</b>	<b>12.0</b>
Cuba	928	3.9	1.0 r	1.0 r	1.0 r	1.0 r	0.9 r	0.1	0.0 r	0.0 r	0.0 r	0.0 r	0.0 r
Korea, Dem. People's Rep.	954	0.0	0.0 r	0.0 r	0.0 r	0.0 r	0.0 r	45.7	11.3 r	12.3 r	10.8 r	12.7 r	12.0 r
<b>Special Categories</b>	899	<b>212.1</b>	<b>49.8 r</b>	<b>50.0 r</b>	<b>51.1 r</b>	<b>50.3 r</b>	<b>45.2 r</b>	<b>....</b>	<b>....</b>	<b>....</b>	<b>....</b>	<b>....</b>	<b>....</b>
<b>Memorandum Items</b>													
Africa	605	1,405.9	328.2	329.6	339.0	335.0	303.3	1,564.7	390.5	422.9	367.0	419.8	390.3
Middle East	405	2,094.7	478.8	484.7	511.3	517.4	476.1	11,856.9	2,779.7	3,047.4	2,820.5	3,480.7	3,415.3
European Union	998	6,639.6	1,556.6	1,551.1	1,572.1	1,532.2	1,366.9	4,284.8	1,050.6	1,148.4	1,017.1	1,203.0	1,140.9
Export earnings: fuel	080	2,315.0	532.1	538.3	563.5	568.5	522.8	11,944.8	2,802.2	3,073.3	2,841.4	3,506.5	3,440.9
Export earnings: nonfuel	092	20,261.5	4,766.4	4,779.1	4,874.8	4,778.1	4,284.4	32,044.9	7,841.5	8,499.7	7,469.8	8,721.2	8,216.3

# Palau (565)

In Millions of U.S. Dollars

		Exports (FOB)						Imports (CIF)					
		2015	2015Q3	2015Q4	2016Q1	2016Q2	2016Q3	2015	2015Q3	2015Q4	2016Q1	2016Q2	2016Q3
IFS World		....	....	....	....	....	....	....	....	....	....	....	....
World	001	4.2	0.9	1.1	7.2	0.9	2.8	183.3	42.6	61.0	46.6	41.6	77.2
Advanced Economies	110	2.8	0.6	0.6	5.8	0.7	2.4	108.3	25.4	29.8	24.5	25.9	46.7
Euro Area	163	0.0	0.0	0.0	5.2	0.0	1.7	2.8	0.6	1.6	0.3	0.2	0.4
Austria	122	....	....	....	....	....	....	0.0	....	0.0 r	....	0.0 r	....
Belgium	124	....	....	....	....	....	....	....	....	....	....	....	0.0 r
Estonia	939	....	....	....	....	....	....	....	....	....	....	....	0.0 r
Finland	172	....	....	....	....	....	....	....	....	....	....	....	0.0 r
France	132	....	....	....	....	....	....	0.0	0.0 r	0.0 r	0.0 r	0.0 r	0.0 r
Germany	134	0.0	0.0 r	0.0 r	0.0 r	0.0 r	0.0 r	0.4	0.0 r	0.3 r	0.0 r	0.0 r	....
Greece	174	....	....	....	5.2 e	....	1.7 e	2.2	0.5 r	1.2 r	0.3 r	0.2 r	0.2 r
Ireland	178	0.0 e	0.0 e	....	....	....	....	....	....	....	....	....	....
Italy	136	....	....	....	....	....	0.0 e	0.2	0.0 r	0.1 r	0.0 r	....	0.0 r
Lithuania	946	....	....	....	....	....	....	....	....	....	....	....	0.0 e
Netherlands	138	0.0 e	....	....	0.0 e	....	....	0.1	0.0 r	0.0 r	0.1 r	0.0 r	0.0 r
Slovak Republic	936	0.0 e	....	0.0 e	....	....	....	0.0	0.0 r	0.0 r	0.0 r	0.0 r	0.0 r
Spain	184	0.0 e	....	0.0 e	0.0 e	0.0 e	0.0 e	....	....	....	....	0.0 r	0.0 r
Australia	193	0.0	....	0.0 r	....	0.1 r	....	3.6	0.8 r	1.8 r	0.9 r	0.7 r	....
Canada	156	0.0	0.0 r	0.0 r	0.0 r	0.0 r	0.0 r	0.2	0.0 r	0.0 r	0.0 r	0.0 r	0.0 r
China,P.R.: Hong Kong	532	....	....	....	....	....	....	0.8	0.2 r	0.2 r	0.2 r	0.2 r	0.2 r
Czech Republic	935	....	....	....	....	....	....	0.0	0.0 r	....	0.0 r	....	....
Denmark	128	0.0 e	0.0 e	0.0 e	....	0.0 e	....	0.0	0.0 r	....	0.0 r	....	0.0 r
Japan	158	0.4	0.1 r	0.0 r	0.1 r	0.0 r	....	22.3	3.4 r	8.6 r	3.6 r	4.0 r	27.1 r
Korea, Republic of	542	0.0	....	....	0.0 r	0.0 r	0.0 r	7.8	3.0 r	0.6 r	1.0 r	2.7 r	2.3 r
New Zealand	196	....	....	....	....	....	....	0.3	0.1 r	0.0 r	0.2 r	0.2 r	0.1 r
Norway	142	....	....	....	....	....	....	....	....	....	....	0.0 r	0.0 r
Singapore	576	0.0	....	0.0 r	....	....	0.0 r	10.1	2.6 r	2.2 r	1.8 r	2.2 r	1.7 r
Sweden	144	0.0 e	....	0.0 e	....	....	....	0.1	....	0.0 r	....	....	....
Switzerland	146	....	....	....	....	....	....	0.7	0.2 r	0.2 r	0.2 r	0.2 r	0.2 r
Taiwan Prov.of China	528	0.2 e	0.0 e	0.0 e	0.0 e	0.0 e	0.1 e	12.4 e	2.5 e	2.6 e	4.4 e	3.6 e	2.7 e
United Kingdom	112	0.0	0.0 r	....	....	....	....	0.3	0.1 r	0.1 r	0.0 r	0.0 r	0.1 r
United States	111	2.2	0.5 r	0.5 r	0.5 r	0.6 r	0.6 r	47.0	11.8 r	11.8 r	11.8 r	11.8 r	11.8 r
<b>Emerg. &amp; Dev. Economies</b>	<b>200</b>	<b>1.4</b>	<b>0.4</b>	<b>0.5</b>	<b>1.4</b>	<b>0.1</b>	<b>0.4</b>	<b>74.9</b>	<b>17.2</b>	<b>31.2</b>	<b>22.2</b>	<b>15.7</b>	<b>30.5</b>
<b>Emerg. &amp; Dev. Asia</b>	<b>505</b>	<b>1.3</b>	<b>0.4</b>	<b>0.5</b>	<b>1.4</b>	<b>0.1</b>	<b>0.4</b>	<b>74.3</b>	<b>17.1</b>	<b>31.0</b>	<b>22.0</b>	<b>15.6</b>	<b>29.2</b>
Bangladesh	513	....	....	....	....	....	....	0.0	0.0 r	0.0 r	0.0 r	0.0 r	0.0 r
China,P.R.: Mainland	924	0.0	0.0 r	0.0 r	0.0 r	0.0 r	....	31.3	7.9 r	14.8 r	9.8 r	6.1 r	7.1 r
Fiji	819	0.0 e	0.0 e	0.0 e	0.0 e	0.0 e	0.0 e	0.0	0.0 r	0.0 r	0.0 r	0.0 r	0.0 r
F.T. New Caledonia	839	....	....	....	....	....	....	0.0	0.0 r	0.0 r	0.0 r	0.0 r	0.0 r
Guam	829	1.3	0.3 r	0.5 r	1.3 r	0.1 r	0.3 r	28.1	6.0 r	11.1 r	7.5 r	5.8 r	13.9 r
India	534	....	....	....	....	....	....	0.0	0.0 r	0.0 r	0.0 r	0.0 r	....
Indonesia	536	....	....	....	....	....	....	0.6	0.1 r	0.2 r	0.1 r	0.1 r	0.1 r
Malaysia	548	0.0	....	....	....	....	....	0.1	0.0 r	0.0 r	0.0 r	0.0 r	0.0 r
Marshall Islands	867	0.0	0.0 r	0.0 r	0.0 r	0.0 r	0.0 r	0.0	0.0 r	0.0 r	0.0 r	0.0 r	0.0 r
Micronesia	868	0.0	0.0 r	0.0 r	0.1 r	0.0 r	0.0 r	0.1	0.0 r	0.1 r	0.0 r	0.0 r	0.1 r
Nepal	558	....	....	....	....	....	....	0.0	0.0 r	0.0 r	0.0 r	0.0 r	0.0 r
Philippines	566	0.0	....	0.0 r	....	....	....	3.6	0.8 r	0.9 r	1.7 r	1.4 r	3.0 r
Thailand	578	....	....	....	....	....	....	0.8	0.2 r	0.2 r	0.2 r	0.2 r	0.2 r
Timor-Leste	537	....	....	....	....	....	....	0.0	0.0 r	0.0 r	0.0 r	0.0 r	0.0 r
Vietnam	582	....	....	....	....	....	....	0.2	0.0 r	0.1 r	0.0 r	0.0 r	0.1 r
Asia n.s.	598	....	....	....	....	....	....	9.3	2.0 r	3.7 r	2.5 r	1.9 r	4.6 r
<b>Europe</b>	<b>170</b>	<b>0.0</b>	<b>0.0</b>	<b>0.0</b>	<b>0.0</b>	<b>0.0</b>	<b>0.0</b>	<b>0.1</b>	<b>0.0</b>	<b>0.0</b>	<b>0.0</b>	<b>0.0</b>	<b>0.0</b>
<b>Emerg. &amp; Dev. Europe</b>	<b>903</b>	<b>0.0</b>	<b>0.0</b>	<b>0.0</b>	<b>0.0</b>	<b>0.0</b>	<b>0.0</b>	<b>0.0</b>	<b>0.0</b>	<b>0.0</b>	<b>0.0</b>	<b>0.0</b>	<b>0.0</b>
Bosnia and Herzegovina	963	....	....	....	....	....	....	0.0	0.0 r	0.0 r	0.0 r	0.0 r	0.0 r
Bulgaria	918	....	....	....	....	....	....	0.0	0.0 r	0.0 r	0.0 r	0.0 r	0.0 r
Faroe Islands	816	0.0 e	0.0 e	0.0 e	0.0 e	0.0 e	0.0 e	....	....	....	....	....	....
Gibraltar	823	....	....	....	....	....	....	0.0	0.0 r	0.0 r	0.0 r	0.0 r	0.0 r
Hungary	944	....	....	....	....	....	....	0.0	0.0 r	0.0 r	0.0 r	0.0 r	0.0 r
Montenegro	943	....	....	....	....	0.0 e	....	....	....	....	....	....	....
Poland	964	....	....	....	....	....	....	0.0	0.0 r	....	....	....	....
Romania	968	....	....	....	....	....	....	....	....	....	....	....	0.0 r

# Palau (565)

In Millions of U.S. Dollars

		Exports (FOB)						Imports (CIF)					
		2015	2015Q3	2015Q4	2016Q1	2016Q2	2016Q3	2015	2015Q3	2015Q4	2016Q1	2016Q2	2016Q3
<b>CIS</b>	901	....	....	....	....	....	<b>0.0</b>	<b>0.0</b>	<b>0.0</b>	<b>0.0</b>	<b>0.0</b>	<b>0.0</b>	<b>0.0</b>
Armenia	911	....	....	....	....	....	....	0.0	0.0 r	0.0 r	0.0 r	0.0 r	0.0 r
Georgia	915	....	....	....	....	....	....	0.0	0.0 r	0.0 r	0.0 r	0.0 r	0.0 r
Russian Federation	922	....	....	....	....	....	0.0 e	0.0	0.0 r	0.0 r	0.0 r	0.0 r	0.0 r
Ukraine	926	....	....	....	....	....	....	0.0	....	0.0 r	....	....	....
<b>Mid East, N Africa, Pak</b>	440	<b>0.0</b>	<b>0.0</b>	<b>0.0</b>	<b>0.0</b>	<b>0.0</b>	<b>0.0</b>	<b>0.0</b>	<b>0.0</b>	<b>0.0</b>	<b>0.0</b>	<b>0.0</b>	<b>0.0</b>
Egypt	469	....	....	....	....	....	....	0.0	0.0 r	0.0 r	0.0 r	0.0 r	0.0 r
Kuwait	443	0.0 e	0.0 e	0.0 e	0.0 e	0.0 e	0.0 e	0.0	0.0 r	0.0 r	0.0 r	0.0 r	0.0 r
Pakistan	564	0.0 e	0.0 e	0.0 e	0.0 e	0.0 e	0.0 e	....	....	....	....	....	....
Saudi Arabia	456	....	....	....	....	....	....	0.0	0.0 r	0.0 r	0.0 r	0.0 r	0.0 r
United Arab Emirates	466	....	....	....	....	....	....	0.0	0.0 r	0.0 r	0.0 r	0.0 r	0.0 r
<b>Sub-Saharan Africa</b>	603	<b>0.0</b>	<b>0.0</b>	<b>0.0</b>	<b>0.0</b>	<b>0.0</b>	<b>0.0</b>	<b>0.1</b>	<b>0.0</b>	<b>0.0</b>	<b>0.0</b>	<b>0.0</b>	<b>0.0</b>
Burkina Faso	748	0.0 e	0.0 e	0.0 e	0.0 e	0.0 e	0.0 e	....	....	....	....	....	....
Côte d'Ivoire	662	....	....	....	....	....	....	0.0	0.0 r	0.0 r	0.0 r	0.0 r	0.0 r
Ethiopia	644	....	....	....	....	....	....	0.0	0.0 r	0.0 r	0.0 r	0.0 r	0.0 r
Kenya	664	....	....	....	....	....	....	0.0	0.0 r	0.0 r	0.0 r	0.0 r	0.0 r
Mozambique	688	0.0 e	0.0 e	0.0 e	0.0 e	0.0 e	0.0 e	....	....	....	....	....	....
Niger	692	....	....	....	....	....	....	0.0	0.0 r	0.0 r	0.0 r	....	0.0 r
Nigeria	694	0.0 e	0.0 e	0.0 e	0.0 e	0.0 e	0.0 e	....	....	....	....	....	....
Senegal	722	....	....	....	....	....	....	0.0	0.0 r	0.0 r	0.0 r	0.0 r	0.0 r
South Africa	199	....	....	....	....	....	....	0.0	0.0 r	0.0 r	0.0 r	0.0 r	0.0 r
Swaziland	734	....	....	....	....	....	....	0.0	0.0 r	0.0 r	0.0 r	0.0 r	0.0 r
<b>Western Hemisphere</b>	205	<b>0.0</b>	<b>0.0</b>	<b>0.0</b>	<b>0.0</b>	<b>0.0</b>	<b>0.0</b>	<b>0.5</b>	<b>0.1</b>	<b>0.2</b>	<b>0.1</b>	<b>0.1</b>	<b>1.3</b>
Anguilla	312	....	....	....	....	....	....	0.3	0.1 r	0.1 r	0.1 r	0.1 r	0.1 r
Argentina	213	....	....	....	....	....	....	0.2	0.0 r	0.0 r	0.0 r	0.0 r	0.0 r
Bahamas, The	313	0.0 e	0.0 e	0.0 e	0.0 e	0.0 e	0.0 e	....	....	....	....	....	....
Brazil	223	0.0 e	0.0 e	0.0 e	0.0 e	0.0 e	....	0.0	0.0 r	0.0 r	0.0 r	0.0 r	1.1 r
Colombia	233	0.0 e	....	....	....	....	....	0.0	0.0 r	0.0 r	0.0 r	0.0 r	0.0 r
Costa Rica	238	0.0 e	0.0 e	0.0 e	0.0 e	0.0 e	0.0 e	0.0	0.0 r	0.0 r	0.0 r	0.0 r	0.0 r
Dominican Republic	243	0.0 e	0.0 e	0.0 e	0.0 e	0.0 e	0.0 e	....	....	....	....	....	....
Honduras	268	....	....	....	....	....	....	0.0	0.0 r	0.0 r	0.0 r	0.0 r	0.0 r
Mexico	273	....	....	....	....	....	....	0.0	0.0 r	0.0 r	0.0 r	0.0 r	0.0 r
Nicaragua	278	....	....	....	....	....	....	0.0	0.0 r	0.0 r	0.0 r	0.0 r	0.0 r
Panama	283	0.0	0.0 r	0.0 r	0.0 r	0.0 r	0.0 r	0.0	0.0 r	0.0 r	0.0 r	0.0 r	0.0 r
Peru	293	....	....	....	....	....	....	0.0	0.0 r	0.0 r	0.0 r	0.0 r	0.0 r
<b>Countries &amp; Areas n.s.</b>	898	<b>....</b>	<b>....</b>	<b>....</b>	<b>....</b>	<b>....</b>	<b>....</b>	<b>0.0</b>	<b>0.0 r</b>	<b>0.0 r</b>	<b>0.0 r</b>	<b>0.0 r</b>	<b>0.0 r</b>
<b>Memorandum Items</b>													
Africa	605	0.0	0.0	0.0	0.0	0.0	0.0	0.1	0.0	0.0	0.0	0.0	0.0
Middle East	405	0.0	0.0	0.0	0.0	0.0	0.0	0.0	0.0	0.0	0.0	0.0	0.0
European Union	998	0.0	0.0	0.0	5.2	0.0	1.7	3.2	0.8	1.8	0.4	0.3	0.5
Export earnings: fuel	080	0.0	0.0	0.0	0.0	0.0	0.0	0.1	0.0	0.0	0.0	0.0	0.0
Export earnings: nonfuel	092	4.2	0.9	1.1	7.2	0.9	2.8	183.2	42.6	61.0	46.6	41.6	77.2

# Panama (283)

In Millions of U.S. Dollars

		Exports (FOB)						Imports (CIF)					
		2015	2015Q3	2015Q4	2016Q1	2016Q2	2016Q3	2015	2015Q3	2015Q4	2016Q1	2016Q2	2016Q3
IFS World		....	....	....	....	....	....	....	....	....	....	....	....
World	001	695.4	187.1	159.6	169.1	211.4	229.2	12,136.1	3,119.9	3,219.9	2,563.7	2,395.3	2,431.6
Advanced Economies	110	384.2	105.3	89.6	101.0	128.0	138.8	5,658.3	1,432.7	1,439.6	1,094.8	1,026.1	1,041.7
Euro Area	163	174.6	43.1	40.3	45.8	57.4	62.2	1,255.5	323.0	271.5	203.3	183.3	186.1
Austria	122	....	....	....	....	....	....	23.0	4.9	6.0	6.2 r	3.4 r	3.4 r
Belgium	124	3.2	0.4	0.4	0.5 r	0.3 r	0.4 r	49.5	15.8	15.9	14.2 r	12.4 r	12.6 r
Cyprus	423	....	....	....	....	....	....	0.0	....	0.0	....	....	....
Estonia	939	....	....	....	....	....	....	0.3	0.0	0.1	0.2 r	....	....
Finland	172	....	....	....	....	....	....	17.9	11.9	2.6	0.8 r	0.5 r	0.6 r
France	132	3.4	1.5	1.3	0.2 r	0.0 r	0.0 r	144.9	38.8	35.5	24.0 r	22.0 r	22.3 r
Germany	134	91.8	22.1	24.8	8.9 r	0.9 r	1.0 r	281.5	91.4	69.6	40.3 r	38.6 r	39.2 r
Greece	174	2.5	0.4	0.5	0.5 r	0.9 r	1.0 r	4.7	0.7	1.1	1.5 r	1.9 r	1.9 r
Ireland	178	0.0	0.0	0.0	....	....	....	27.6	9.5	5.4	3.1 r	3.4 r	3.4 r
Italy	136	18.3	5.2	3.1	4.8 r	6.0 r	6.5 r	271.5	41.2	43.4	35.1 r	28.4 r	28.8 r
Latvia	941	....	....	....	....	....	....	0.2	0.0	0.0	0.0 r	....	....
Lithuania	946	....	....	....	....	....	....	1.1	0.8	0.0	0.1 r	0.0 r	0.0 r
Luxembourg	137	....	....	....	....	....	....	0.2	0.0	0.2	....	....	....
Malta	181	....	....	....	....	....	....	0.0	0.0	0.0	0.1 r	0.1 r	0.1 r
Netherlands	138	28.7	3.9	3.5	25.1 r	40.8 r	44.2 r	64.1	20.3	18.3	23.1 r	22.7 r	23.0 r
Portugal	182	9.3	3.8	2.2	3.6 r	5.8 r	6.3 r	20.3	6.8	5.4	3.7 r	3.5 r	3.5 r
Slovak Republic	936	....	....	....	....	....	....	1.7	0.7	0.3	0.0 r	0.0 r	0.0 r
Slovenia	961	....	....	....	....	....	....	5.1	1.3	1.7	0.9 r	1.1 r	1.2 r
Spain	184	17.4	5.7	4.5	2.1 r	2.7 r	2.9 r	341.8	78.9	65.8	50.1 r	45.2 r	45.9 r
Australia	193	2.4	1.0	0.0	0.4 r	0.4 r	0.5 r	6.6	0.7	2.6	1.5 r	1.9 r	2.0 r
Canada	156	1.0	0.2	0.1	0.4 r	0.5 r	0.5 r	116.5	38.4	26.3	21.0 r	18.7 r	19.0 r
China,P.R.: Hong Kong	532	3.7	0.6	1.1	0.8 r	1.1 r	1.2 r	76.5	15.5	15.3	7.4 r	7.3 r	7.4 r
Czech Republic	935	0.2	....	0.2	....	....	....	2.3	0.7	0.6	1.1 r	1.2 r	1.2 r
Denmark	128	6.9	3.0	3.9	1.9 r	2.5 r	2.7 r	39.5	10.2	11.4	11.0 r	11.1 r	11.3 r
Iceland	176	....	....	....	....	....	....	0.5	0.0	0.4	0.0 r	....	....
Israel	436	1.7	0.0	0.8	....	....	....	11.5	2.1	1.8	1.4 r	1.6 r	1.6 r
Japan	158	5.8	2.7	0.8	0.9 r	0.9 r	1.0 r	292.1	65.1	92.3	71.6 r	66.3 r	67.4 r
Korea, Republic of	542	12.4	3.9	2.4	2.1 r	2.8 r	3.0 r	428.6	121.8	128.7	76.2 r	70.5 r	71.5 r
Norway	142	0.0	....	....	....	....	....	6.6	1.1	1.6	2.2 r	2.6 r	2.6 r
Singapore	576	0.4	0.1	0.1	0.0 r	....	....	46.0	3.3	3.5	2.9 r	3.1 r	3.1 r
Sweden	144	0.2	0.1	0.0	0.0 r	....	....	17.4	4.3	3.3	2.9 r	2.1 r	2.2 r
Switzerland	146	....	....	....	....	....	....	51.9	12.6	11.7	9.7 r	10.3 r	10.4 r
Taiwan Prov.of China	528	28.9	7.4	7.2	7.9 r	8.9 r	9.7 r	70.8	18.9	19.8	14.3 r	11.3 r	11.5 r
United Kingdom	112	9.2	2.2	1.5	6.6 r	7.0 r	7.6 r	90.9	17.7	24.6	17.1 r	17.2 r	17.5 r
United States	111	136.9	41.0	31.1	34.3 r	46.4 r	50.4 r	3,145.1	797.3	824.3	651.2 r	617.6 r	626.9 r
<b>Emerg. &amp; Dev. Economies</b>	<b>200</b>	<b>282.3</b>	<b>75.4</b>	<b>64.8</b>	<b>61.5</b>	<b>76.2</b>	<b>82.6</b>	<b>3,971.8</b>	<b>1,023.4</b>	<b>1,078.1</b>	<b>931.8</b>	<b>863.9</b>	<b>877.0</b>
<b>Emerg. &amp; Dev. Asia</b>	<b>505</b>	<b>95.4</b>	<b>26.2</b>	<b>20.2</b>	<b>20.3</b>	<b>25.9</b>	<b>28.1</b>	<b>1,573.7</b>	<b>421.8</b>	<b>447.5</b>	<b>345.8</b>	<b>306.5</b>	<b>311.1</b>
Bangladesh	513	....	....	....	....	....	....	3.1	0.7	1.0	1.3 r	1.3 r	1.3 r
Cambodia	522	....	....	....	....	....	....	1.0	0.3	0.3	0.2 r	0.2 r	0.2 r
China,P.R.: Mainland	924	40.9	13.0	10.5	4.5 r	4.9 r	5.3 r	1,158.9	322.5	329.1	248.1 r	219.5 r	222.8 r
Fiji	819	0.0	....	0.0	0.1 r	0.2 r	0.2 r	....	....	....	....	....	....
India	534	22.0	2.9	1.5	9.9 r	13.8 r	15.0 r	107.2	24.8	33.9	27.3 r	25.5 r	25.9 r
Indonesia	536	0.2	....	....	....	....	....	32.2	5.7	8.1	4.9 r	2.9 r	3.0 r
Malaysia	548	0.2	0.1	0.1	0.0 r	....	....	20.4	5.3	5.2	3.8 r	3.6 r	3.6 r
Nepal	558	....	....	....	....	....	....	0.0	0.0	....	....	....	....
Philippines	566	....	....	....	....	....	....	2.2	0.6	0.6	0.6 r	0.4 r	0.4 r
Sri Lanka	524	0.3	....	0.1	....	....	....	0.8	0.3	0.2	0.3 r	0.4 r	0.4 r
Thailand	578	6.9	2.9	1.5	1.6 r	2.1 r	2.3 r	196.2	51.0	54.6	44.6 r	36.4 r	37.0 r
Vietnam	582	24.7	7.3	6.6	4.1 r	4.9 r	5.3 r	22.0	5.8	6.6	3.9 r	3.6 r	3.7 r
Asia n.s.	598	0.1	0.0	....	....	....	....	29.8	4.7	7.9	10.9 r	12.8 r	13.0 r
<b>Europe</b>	<b>170</b>	<b>9.1</b>	<b>1.7</b>	<b>2.4</b>	<b>1.0</b>	<b>1.2</b>	<b>1.3</b>	<b>51.4</b>	<b>10.9</b>	<b>11.7</b>	<b>14.0</b>	<b>13.7</b>	<b>13.9</b>
<b>Emerg. &amp; Dev. Europe</b>	<b>903</b>	<b>8.9</b>	<b>1.7</b>	<b>2.3</b>	<b>0.7</b>	<b>0.9</b>	<b>1.0</b>	<b>44.0</b>	<b>9.2</b>	<b>10.7</b>	<b>12.0</b>	<b>12.2</b>	<b>12.4</b>
Albania	914	0.5	0.3	....	....	....	....	....	....	....	....	....	....
Bulgaria	918	....	....	....	....	....	....	3.0	0.6	0.5	0.9 r	1.1 r	1.1 r
Croatia	960	....	....	....	....	....	....	2.9	0.0	....	....	....	....
Hungary	944	....	....	....	....	....	....	3.1	1.1	0.9	0.6 r	0.5 r	0.5 r

# Panama (283)

In Millions of U.S. Dollars

		Exports (FOB)						Imports (CIF)					
		2015	2015Q3	2015Q4	2016Q1	2016Q2	2016Q3	2015	2015Q3	2015Q4	2016Q1	2016Q2	2016Q3
Macedonia, FYR	962	....	....	....	....	....	....	....	....	....	0.0 r	....	....
Montenegro	943	....	....	....	....	....	....	0.0	....	....	....	....	....
Poland	964	0.1	....	0.1	....	....	....	4.8	1.1	1.8	3.2 r	4.0 r	4.1 r
Romania	968	....	....	....	0.0 r	0.1 r	0.1 r	1.3	0.4	0.4	0.6 r	0.2 r	0.2 r
Serbia, Republic of	942	....	....	....	....	....	....	0.1	0.0	0.1	....	....	....
Turkey	186	8.4	1.4	2.2	0.7 r	0.8 r	0.9 r	28.8	6.0	7.1	6.6 r	6.5 r	6.6 r
<b>CIS</b>	<b>901</b>	<b>0.2</b>	<b>0.0</b>	<b>0.1</b>	<b>0.2</b>	<b>0.3</b>	<b>0.3</b>	<b>7.5</b>	<b>1.7</b>	<b>0.9</b>	<b>2.0</b>	<b>1.5</b>	<b>1.6</b>
Armenia	911	0.0	....	....	....	....	....	....	....	....	....	....	....
Russian Federation	922	0.2	0.0	0.1	0.2 r	0.3 r	0.3 r	7.4	1.7	0.9	1.8 r	1.2 r	1.2 r
Ukraine	926	....	....	....	....	....	....	0.1	0.0	0.0	0.2 r	0.3 r	0.3 r
<b>Mid East, N Africa, Pak</b>	<b>440</b>	<b>1.5</b>	<b>0.1</b>	<b>0.2</b>	<b>0.3</b>	<b>0.3</b>	<b>0.4</b>	<b>14.0</b>	<b>2.8</b>	<b>4.1</b>	<b>3.3</b>	<b>3.1</b>	<b>3.1</b>
Bahrain, Kingdom of	419	....	....	....	....	....	....	0.2	....	0.2	....	....	....
Egypt	469	0.3	....	0.2	....	....	....	2.9	0.3	0.7	0.9 r	0.9 r	0.9 r
Iran, I.R. of	429	0.6	....	....	....	....	....	....	....	....	....	....	....
Kuwait	443	....	....	....	....	....	....	0.3	....	....	....	....	....
Lebanon	446	0.0	....	....	....	....	....	0.7	0.0	0.3	....	....	....
Morocco	686	0.1	0.0	....	....	....	....	3.0	0.7	0.7	0.9 r	0.9 r	0.9 r
Oman	449	....	....	....	....	....	....	0.0	0.0	....	....	....	....
Pakistan	564	....	....	....	....	....	....	4.0	1.2	1.4	0.8 r	0.4 r	0.4 r
Qatar	453	....	....	....	....	....	....	0.3	....	0.0	....	....	....
Saudi Arabia	456	0.4	0.1	....	....	....	....	0.2	0.0	0.0	....	....	....
Tunisia	744	....	....	....	....	....	....	0.6	0.0	0.3	0.3 r	0.2 r	0.2 r
United Arab Emirates	466	0.0	....	0.0	0.3 r	0.3 r	0.4 r	1.8	0.5	0.4	0.4 r	0.6 r	0.6 r
<b>Sub-Saharan Africa</b>	<b>603</b>	<b>1.0</b>	<b>0.2</b>	<b>0.3</b>	<b>0.3</b>	<b>0.5</b>	<b>0.6</b>	<b>12.0</b>	<b>2.5</b>	<b>4.7</b>	<b>21.2</b>	<b>26.8</b>	<b>27.2</b>
Ghana	652	0.2	....	0.2	....	....	....	....	....	....	....	....	....
Madagascar	674	....	....	....	....	....	....	0.1	0.0	0.0	0.1 r	0.1 r	0.1 r
Nigeria	694	0.6	0.1	0.1	0.0 r	....	....	....	....	....	....	....	....
South Africa	199	0.3	0.1	0.0	0.3 r	0.5 r	0.6 r	11.8	2.5	4.7	21.1 r	26.7 r	27.1 r
<b>Western Hemisphere</b>	<b>205</b>	<b>175.3</b>	<b>47.1</b>	<b>41.6</b>	<b>39.7</b>	<b>48.2</b>	<b>52.3</b>	<b>2,320.7</b>	<b>585.4</b>	<b>610.2</b>	<b>547.5</b>	<b>513.9</b>	<b>521.7</b>
Antigua and Barbuda	311	0.1	0.0	0.0	....	....	....	....	....	....	....	....	....
Argentina	213	0.1	....	....	0.0 r	....	....	55.8	13.2	14.5	12.6 r	10.9 r	11.1 r
Aruba	314	1.2	0.2	0.2	0.2 r	0.3 r	0.3 r	....	....	....	....	....	....
Bahamas, The	313	0.6	0.0	....	0.1 r	....	....	0.0	....	0.0	....	....	....
Barbados	316	1.1	0.3	0.6	0.8 r	1.4 r	1.5 r	0.8	0.2	0.1	0.1 r	0.1 r	0.1 r
Belize	339	0.1	....	....	....	....	....	1.2	0.0	0.1	0.4 r	0.4 r	0.4 r
Bermuda	319	0.0	....	0.0	....	....	....	....	....	....	....	....	....
Bolivia	218	2.9	0.9	0.6	0.6 r	0.7 r	0.8 r	0.3	0.1	0.1	0.1 r	0.1 r	0.2 r
Brazil	223	1.4	0.2	0.5	0.9 r	1.4 r	1.5 r	159.3	43.1	48.6	36.7 r	30.9 r	31.4 r
Chile	228	5.4	2.7	1.1	1.0 r	1.1 r	1.2 r	88.2	23.9	22.9	17.5 r	16.9 r	17.2 r
Colombia	233	8.7	1.8	3.0	3.5 r	4.0 r	4.4 r	361.6	98.2	98.3	85.5 r	80.5 r	81.7 r
Costa Rica	238	53.3	14.3	12.7	10.4 r	13.7 r	14.9 r	454.3	114.9	113.6	105.5 r	101.6 r	103.2 r
Dominica	321	0.1	0.0	0.0	....	....	....	....	....	....	....	....	....
Dominican Republic	243	4.7	1.3	1.3	0.5 r	0.6 r	0.7 r	25.5	5.6	6.5	7.2 r	8.1 r	8.2 r
Ecuador	248	9.5	2.2	2.2	1.8 r	2.5 r	2.7 r	25.8	6.4	6.1	5.3 r	4.7 r	4.8 r
El Salvador	253	9.6	3.1	2.4	2.7 r	3.3 r	3.6 r	128.1	33.2	33.2	31.8 r	30.0 r	30.4 r
Guatemala	258	9.8	2.7	2.7	3.1 r	3.3 r	3.5 r	184.0	45.3	43.9	45.3 r	43.5 r	44.1 r
Guyana	336	0.1	0.0	....	0.0 r	0.0 r	0.0 r	10.1	3.0	3.4	3.4 r	1.5 r	1.5 r
Haiti	263	0.3	0.1	0.1	0.0 r	....	....	0.0	....	....	....	....	....
Honduras	268	7.7	2.0	1.5	1.5 r	2.0 r	2.1 r	40.2	9.9	10.1	9.9 r	10.1 r	10.2 r
Jamaica	343	3.5	0.7	0.9	1.1 r	1.4 r	1.5 r	1.6	0.1	0.0	0.1 r	0.1 r	0.1 r
Mexico	273	13.5	3.0	2.9	1.6 r	1.6 r	1.8 r	621.1	150.0	164.1	135.2 r	123.5 r	125.4 r
Netherlands Antilles	353	1.8	0.3	0.5	0.3 r	0.3 r	0.3 r	....	....	....	....	....	....
Nicaragua	278	16.9	4.7	3.5	3.5 r	3.4 r	3.7 r	33.0	8.8	9.3	9.1 r	9.2 r	9.3 r
Paraguay	288	....	....	....	....	....	....	1.2	0.3	0.3	0.2 r	0.3 r	0.3 r
Peru	293	5.1	1.7	1.2	2.2 r	2.6 r	2.8 r	81.0	16.9	23.5	33.3 r	35.0 r	35.5 r
St. Lucia	362	0.1	....	0.1	....	....	....	....	....	....	....	....	....
St. Vincent & Grens.	364	0.0	0.0	....	0.1 r	0.1 r	0.2 r	....	....	....	....	....	....
Suriname	366	9.2	2.5	1.8	2.1 r	2.7 r	2.9 r	3.5	0.5	0.2	0.3 r	0.3 r	0.3 r
Trinidad and Tobago	369	7.6	1.9	1.3	1.6 r	1.7 r	1.8 r	9.4	2.7	2.8	0.9 r	0.5 r	0.5 r
Uruguay	298	0.1	0.0	0.0	0.0 r	0.0 r	0.0 r	9.5	2.5	3.0	3.3 r	2.9 r	2.9 r

# Panama (283)

In Millions of U.S. Dollars

		Exports (FOB)						Imports (CIF)					
		2015	2015Q3	2015Q4	2016Q1	2016Q2	2016Q3	2015	2015Q3	2015Q4	2016Q1	2016Q2	2016Q3
Venezuela, Rep. Bol.	299	0.9	0.4	0.4	0.0 r	0.0 r	0.0 r	25.2	6.6	5.6	3.9 r	2.8 r	2.8 r
Western Hem. n.s.	399	0.0	....	0.0	....	....	....	....	....	....	....	....	....
<b>Other Countries n.i.e</b>	<b>910</b>	<b>2.5</b>	<b>0.6</b>	<b>0.6</b>	<b>0.4</b>	<b>0.3</b>	<b>0.4</b>	<b>1.0</b>	<b>0.3</b>	<b>0.3</b>	<b>0.3</b>	<b>0.3</b>	<b>0.3</b>
Cuba	928	2.5	0.6	0.6	0.4 r	0.3 r	0.4 r	1.0	0.3	0.3	0.3 r	0.3 r	0.3 r
<b>Special Categories</b>	<b>899</b>	<b>26.5</b>	<b>5.9</b>	<b>4.6</b>	<b>6.1 r</b>	<b>6.9 r</b>	<b>7.5 r</b>	<b>2,504.9</b>	<b>663.4</b>	<b>701.9</b>	<b>536.9 r</b>	<b>504.9 r</b>	<b>512.6 r</b>
<b>Memorandum Items</b>													
Africa	605	1.1	0.3	0.3	0.3	0.5	0.6	15.6	3.3	5.8	22.3	27.9	28.3
Middle East	405	1.3	0.1	0.2	0.3	0.3	0.4	6.3	0.9	1.7	1.4	1.5	1.5
European Union	998	191.1	48.4	46.0	54.3	67.0	72.6	1,420.6	359.0	314.9	240.9	220.7	224.0
Export earnings: fuel	080	31.3	7.3	7.7	8.2	9.6	10.4	432.4	116.3	114.4	97.9	90.4	91.8
Export earnings: nonfuel	092	664.1	179.8	151.9	160.9	201.8	218.8	11,703.7	3,003.6	3,105.5	2,465.9	2,304.9	2,339.8



# Papua New Guinea (853)

In Millions of U.S. Dollars

		Exports (FOB)						Imports (CIF)					
		2015	2015Q3	2015Q4	2016Q1	2016Q2	2016Q3	2015	2015Q3	2015Q4	2016Q1	2016Q2	2016Q3
IFS World		8,392.8	1,904.2	1,817.1	....	....	....	....	....	....	....	....	....
World	001	6,743.3	1,433.5	1,430.2	1,386.3	1,719.9	1,697.5	5,606.7	1,386.8	1,202.4	1,144.1	1,109.8	1,556.2
Advanced Economies	110	4,972.8	1,009.2	1,007.0	1,031.5	1,358.4	1,392.1	3,433.8	880.1	764.5	719.1	681.8	1,131.9
Euro Area	163	495.1	160.3	106.3	78.5	130.9	141.1	159.6	27.4	70.8	19.5	42.3	48.6
Austria	122	0.0	0.0 r	0.0 r	0.0 r	0.0 r	0.0 r	1.2 e	0.2 e	0.2 e	0.4 e	0.6 e	0.4 e
Belgium	124	30.3	8.0 r	8.1 r	7.5 r	8.3 r	11.1 r	12.5 e	4.7 e	1.0 e	1.6 e	4.4 e	1.7 e
Cyprus	423	....	....	....	....	....	....	0.1 e	0.0 e	0.0 e	0.0 e	0.0 e	0.0 e
Estonia	939	0.0 e	....	0.0 e	0.0 e	0.0 e	0.0 e	0.0 e	....	0.0 e	0.0 e	....	....
Finland	172	0.3	0.1 r	0.0 r	0.0 r	....	0.0 r	2.8 e	1.8 e	0.1 e	0.7 e	1.3 e	0.4 e
France	132	4.9	1.2 r	1.4 r	1.6 r	0.9 r	1.7 r	56.1 e	2.2 e	52.1 e	2.4 e	24.3 e	26.2 e
Germany	134	202.9	82.8 r	35.4 r	29.4 r	27.2 r	30.5 r	39.9 e	9.1 e	6.7 e	7.4 e	5.1 e	12.7 e
Greece	174	0.6	0.4 r	0.1 r	....	0.5 r	0.5 r	0.0 e	0.0 e	0.0 e	0.0 e	0.0 e	0.0 e
Ireland	178	0.9	0.3 r	0.2 r	0.0 r	0.0 r	0.1 r	1.8 e	0.4 e	0.3 e	0.2 e	0.2 e	0.7 e
Italy	136	89.0	21.3 r	22.7 r	12.1 r	15.2 r	18.6 r	15.4 e	5.7 e	2.7 e	1.2 e	1.9 e	3.6 e
Latvia	941	0.1	0.1 r	....	....	....	....	0.3 e	0.0 e	0.0 e	0.1 e	0.0 e	0.0 e
Lithuania	946	....	....	....	....	....	....	0.1 e	....	0.1 e	....	....	0.0 e
Luxembourg	137	12.8	3.2 r	3.2 r	3.2 r	3.2 r	3.2 r	0.5 e	0.0 e	0.5 e	1.1 e	....	0.2 e
Malta	181	0.1	....	0.1 r	....	....	....	....	....	....	....	....	....
Netherlands	138	73.6	21.0 r	17.5 r	18.1 r	58.6 r	56.1 r	24.5 e	2.5 e	6.4 e	3.6 e	3.8 e	2.0 e
Portugal	182	0.1	0.0 r	0.1 r	....	0.0 r	0.2 r	0.1 e	....	....	0.1 e	0.0 e	0.0 e
Slovak Republic	936	0.0	....	....	0.0 r	....	....	0.0 e	0.0 e	0.0 e	0.0 e	0.0 e	....
Slovenia	961	0.0	....	0.0 r	0.1 r	0.1 r	....	1.5 e	....	....	0.0 e	0.0 e	....
Spain	184	79.5	22.1 r	17.6 r	6.4 r	16.8 r	19.2 r	2.8 e	0.8 e	0.6 e	0.5 e	0.6 e	0.6 e
Australia	193	1,178.2	276.8 r	291.7 r	339.7 r	368.0 r	395.2 r	1,438.2 e	307.4 e	354.8 e	327.2 e	351.4 e	757.1 e
Canada	156	2.2	0.4 r	0.5 r	0.7 r	0.9 r	0.6 r	27.3 e	10.5 e	6.6 e	3.4 e	4.5 e	2.7 e
China,P.R.: Hong Kong	532	2.0	0.4 r	0.5 r	0.3 r	0.5 r	0.4 r	48.3 e	11.4 e	12.7 e	6.4 e	9.7 e	13.8 e
China,P.R.: Macao	546	....	....	....	....	....	....	0.0 e	....	....	....	....	....
Czech Republic	935	0.0	....	....	....	0.0 r	....	1.0 e	0.3 e	0.2 e	0.1 e	0.0 e	0.7 e
Denmark	128	0.9	0.2 r	0.3 r	0.1 r	0.3 r	0.0 r	11.0 e	2.6 e	3.6 e	2.6 e	2.7 e	1.6 e
Iceland	176	....	....	....	....	....	....	....	....	....	0.1 e	....	....
Israel	436	....	....	....	....	....	....	3.5 e	0.7 e	0.2 e	0.3 e	0.6 e	0.4 e
Japan	158	1,119.6	249.3 r	219.3 r	224.5 r	155.4 r	225.7 r	192.5 e	51.5 e	37.4 e	39.4 e	40.0 e	38.2 e
Korea, Republic of	542	171.8	58.9 r	49.5 r	10.1 r	19.2 r	17.9 r	223.7 e	83.0 e	10.7 e	15.2 e	42.7 e	27.8 e
New Zealand	196	5.9	1.4 r	1.9 r	0.9 r	1.4 r	1.3 r	160.2 e	37.4 e	36.6 e	33.3 e	31.4 e	40.1 e
Norway	142	....	....	....	....	....	....	0.7 e	0.2 e	0.1 e	0.3 e	0.1 e	0.1 e
Singapore	576	1,193.5	67.4 r	135.0 r	283.9 r	544.8 r	430.2 r	700.0 e	191.8 e	112.3 e	111.2 e	103.0 e	99.9 e
Sweden	144	0.2	0.0 r	0.0 r	0.0 r	0.0 r	2.0 r	6.9 e	2.7 e	0.6 e	0.8 e	0.7 e	0.5 e
Switzerland	146	3.5	1.6 r	1.4 r	1.3 r	1.6 r	1.6 r	1.6 e	0.6 e	0.5 e	0.3 e	0.2 e	1.1 e
Taiwan Prov.of China	528	609.0 e	150.8 e	148.3 e	54.7 e	89.3 e	135.3 e	199.9 e	102.0 e	45.2 e	53.9 e	29.3 e	29.3 e
United Kingdom	112	125.2	20.5 r	33.6 r	23.6 r	31.8 r	24.1 r	26.2 e	4.1 e	4.7 e	66.8 e	2.5 e	2.6 e
United States	111	65.7	21.2 r	18.6 r	13.2 r	14.1 r	16.9 r	233.1 e	46.6 e	67.5 e	38.3 e	20.8 e	67.3 e
Emerg. & Dev. Economies	200	1,762.0	422.2	421.3	353.1	359.9	303.6	2,172.9	506.6	437.9	424.9	428.0	424.3
Emerg. & Dev. Asia	505	1,513.1	361.3	363.2	302.9	313.4	252.0	2,128.4	496.2	427.4	405.9	410.4	397.2
Bangladesh	513	....	....	....	....	....	....	1.7 e	0.6 e	0.3 e	0.2 e	0.2 e	0.2 e
Brunei Darussalam	516	....	....	....	....	....	....	2.0 e	0.5 e	0.5 e	0.5 e	0.4 e	0.3 e
China,P.R.: Mainland	924	853.1	188.1 r	243.5 r	218.1 r	192.2 r	145.1 r	1,112.1 e	229.1 e	221.4 e	167.9 e	176.9 e	187.5 e
Fiji	819	2.6	0.6 r	0.6 r	0.5 r	0.5 r	0.5 r	20.7 e	5.9 e	4.4 e	3.6 e	4.0 e	5.9 e
F.T. French Polynesia	887	0.6	0.2 r	0.1 r	0.1 r	0.1 r	0.1 r	0.0 e	0.0 e	0.0 e	0.0 e	0.0 e	0.0 e
F.T. New Caledonia	839	2.2	0.5 r	0.5 r	0.4 r	0.4 r	0.4 r	0.1 e	0.0 e	0.0 e	0.0 e	0.0 e	0.0 e
Guam	829	0.4	0.1 r	0.1 r	0.1 r	0.1 r	0.1 r	....	....	....	....	....	....
India	534	352.0	101.8 r	52.3 r	27.8 r	71.3 r	51.1 r	44.5 e	10.7 e	7.1 e	11.4 e	10.3 e	12.5 e
Indonesia	536	7.0	2.8 r	1.4 r	1.3 r	0.9 r	1.0 r	227.3 e	65.9 e	40.9 e	41.7 e	48.8 e	47.2 e
Malaysia	548	74.4	25.0 r	17.1 r	16.2 r	11.7 r	16.4 r	399.6 e	103.1 e	75.8 e	100.4 e	92.4 e	55.4 e
Marshall Islands	867	0.1	0.0 r	0.0 r	0.0 r	0.0 r	0.0 r	....	....	....	....	....	....
Micronesia	868	0.1	0.0 r	0.0 r	0.0 r	0.0 r	0.0 r	....	....	....	....	....	....
Mongolia	948	0.0 e	0.0 e	0.0 e	0.0 e	0.0 e	0.0 e	....	....	....	....	....	....
Myanmar	518	0.0	0.0 r	0.0 r	0.0 r	0.0 r	0.0 r	....	....	....	....	....	....
Nepal	558	....	....	....	....	....	....	0.0 e	0.0 e	0.0 e	0.0 e	0.0 e	0.0 e
Philippines	566	103.5	5.8 r	24.1 r	16.1 r	14.6 r	16.1 r	20.1 e	4.2 e	2.3 e	3.3 e	3.5 e	3.8 e
Samoa	862	1.2	0.3 r	0.3 r	0.2 r	0.2 r	0.2 r	0.0 e	0.0 e	0.0 e	0.0 e	0.0 e	0.0 e

# Papua New Guinea (853)

In Millions of U.S. Dollars

		Exports (FOB)						Imports (CIF)					
		2015	2015Q3	2015Q4	2016Q1	2016Q2	2016Q3	2015	2015Q3	2015Q4	2016Q1	2016Q2	2016Q3
Solomon Islands	813	23.7	5.8 r	5.6 r	4.9 r	4.5 r	4.9 r	0.9 e	0.2 e	0.2 e	0.1 e	0.2 e	0.2 e
Sri Lanka	524	1.7	0.2 r	0.7 r	0.1 r	0.1 r	0.2 r	1.1 e	0.2 e	0.3 e	0.2 e	0.3 e	0.2 e
Thailand	578	70.7	25.4 r	12.2 r	13.0 r	13.2 r	11.7 r	154.8 e	38.3 e	36.7 e	42.4 e	35.2 e	43.3 e
Timor-Leste	537	0.0	0.0 r	0.0 r	0.0 r	0.0 r	0.0 r	0.0 e	0.0 e	0.0 e	0.0 e	0.0 e	0.0 e
Tonga	866	0.2	0.0 r	0.0 r	0.0 r	0.0 r	0.0 r	0.0 e	0.0 e	0.0 e	0.0 e	0.0 e	0.0 e
Vanuatu	846	2.9	0.7 r	0.7 r	0.6 r	0.6 r	0.6 r	1.1 e	0.2 e	0.4 e	0.2 e	0.3 e	0.3 e
Vietnam	582	16.7	4.0 r	3.9 r	3.3 r	3.1 r	3.4 r	142.4 e	37.2 e	37.1 e	34.0 e	38.0 e	40.3 e
<b>Europe</b>	170	<b>4.7</b>	<b>1.2</b>	<b>0.8</b>	<b>0.7</b>	<b>0.9</b>	<b>1.2</b>	<b>7.5</b>	<b>1.3</b>	<b>1.9</b>	<b>11.1</b>	<b>9.3</b>	<b>17.5</b>
<b>Emerg. &amp; Dev. Europe</b>	903	<b>0.4</b>	<b>0.1</b>	<b>0.0</b>	<b>0.1</b>	<b>0.1</b>	<b>0.1</b>	<b>4.2</b>	<b>0.7</b>	<b>1.6</b>	<b>0.8</b>	<b>0.5</b>	<b>0.6</b>
Albania	914	0.0 e	0.0 e	0.0 e	0.0 e	0.0 e	0.0 e	....	....	....	....	....	....
Bosnia and Herzegovina	963	0.0 e	0.0 e	0.0 e	0.0 e	0.0 e	0.0 e	....	....	....	....	....	....
Bulgaria	918	0.0	0.0 r	....	....	....	....	0.3 e	....	....	0.1 e	0.0 e	....
Croatia	960	0.1	0.1 r	....	0.0 r	0.1 r	0.1 r	0.1 e	0.0 e	0.1 e	....	....	0.0 e
Faroe Islands	816	0.0 e	0.0 e	0.0 e	0.0 e	0.0 e	0.0 e	....	....	....	....	....	....
Hungary	944	0.0 e	0.0 e	0.0 e	0.0 e	0.0 e	....	0.0 e	....	0.0 e	....	....	0.0 e
Montenegro	943	....	....	....	....	0.0 e	....	0.1 e	....	....	....	....	....
Poland	964	0.2	0.0 r	....	0.1 r	0.0 r	0.0 r	0.6 e	0.3 e	0.1 e	0.2 e	0.1 e	0.1 e
Romania	968	....	....	....	....	....	....	0.2 e	0.0 e	....	0.0 e	....	0.0 e
Serbia, Republic of	942	0.0 e	....	0.0 e	0.0 e	0.0 e	0.0 e	0.1 e	....	....	0.0 e	....	....
Turkey	186	....	....	....	....	....	....	2.9 e	0.4 e	1.4 e	0.5 e	0.4 e	0.5 e
<b>CIS</b>	901	<b>4.3</b>	<b>1.1</b>	<b>0.8</b>	<b>0.5</b>	<b>0.7</b>	<b>1.1</b>	<b>3.3</b>	<b>0.6</b>	<b>0.3</b>	<b>10.3</b>	<b>8.8</b>	<b>16.8</b>
Azerbaijan, Rep. of	912	....	....	....	....	....	....	0.0 e	0.0 e	0.0 e	0.0 e	0.0 e	0.0 e
Belarus	913	0.0 e	....	0.0 e	0.0 e	0.0 e	0.0 e	0.0 e	0.0 e	....	....	0.0 e	....
Georgia	915	1.5	0.4 r	0.4 r	0.4 r	0.4 r	0.4 r	....	....	....	....	....	....
Russian Federation	922	2.7	0.7 r	0.4 r	0.2 r	0.3 r	0.7 r	3.2 e	0.6 e	0.3 e	10.3 e	8.8 e	16.8 e
Ukraine	926	0.1	0.0 r	0.0 r	....	....	....	0.0 e	0.0 e	....	....	....	....
<b>Mid East, N Africa, Pak</b>	440	<b>4.0</b>	<b>1.3</b>	<b>1.4</b>	<b>0.8</b>	<b>0.9</b>	<b>1.3</b>	<b>17.5</b>	<b>4.1</b>	<b>4.1</b>	<b>4.2</b>	<b>4.2</b>	<b>4.2</b>
Bahrain, Kingdom of	419	0.0 e	0.0 e	0.0 e	0.0 e	0.0 e	0.0 e	....	....	....	....	....	....
Egypt	469	0.3	0.1 r	0.1 r	0.1 r	0.1 r	0.1 r	....	....	....	....	....	....
Iran, I.R. of	429	0.2	0.0 r	0.0 r	0.0 r	0.0 r	0.0 r	....	....	....	....	....	....
Jordan	439	2.5	0.9 r	1.1 r	0.5 r	0.6 r	1.0 r	....	....	....	....	....	....
Kuwait	443	0.0 e	0.0 e	0.0 e	0.0 e	0.0 e	0.0 e	....	....	....	....	....	....
Oman	449	....	....	....	....	....	....	0.4 e	0.1 e	0.1 e	0.1 e	0.1 e	0.1 e
Pakistan	564	....	....	....	....	....	....	16.7 e	3.9 e	3.9 e	4.1 e	4.1 e	4.1 e
Qatar	453	....	....	....	....	....	....	0.4 e	0.1 e	0.1 e	0.1 e	0.1 e	0.1 e
Saudi Arabia	456	0.0	0.0 r	0.0 r	0.0 r	0.0 r	0.0 r	....	....	....	....	....	....
Tunisia	744	0.0	0.0 r	0.0 r	0.0 r	0.0 r	0.0 r	....	....	....	....	....	....
United Arab Emirates	466	1.0	0.2 r	0.2 r	0.2 r	0.2 r	0.2 r	....	....	....	....	....	....
<b>Sub-Saharan Africa</b>	603	<b>6.3</b>	<b>1.5</b>	<b>1.4</b>	<b>1.0</b>	<b>1.1</b>	<b>1.2</b>	<b>15.2</b>	<b>3.9</b>	<b>3.5</b>	<b>3.5</b>	<b>3.0</b>	<b>3.4</b>
Angola	614	3.8 e	0.9 e	0.8 e	0.5 e	0.6 e	0.7 e	....	....	....	....	....	....
Cameroon	622	0.0	0.0 r	0.0 r	0.0 r	0.0 r	0.0 r	0.0 e	0.0 e	0.0 e	0.0 e	0.0 e	0.0 e
Ethiopia	644	0.1	0.0 r	0.0 r	0.0 r	0.0 r	0.0 r	0.0 e	0.0 e	0.0 e	0.0 e	0.0 e	0.0 e
Gambia, The	648	1.7	0.4 r	0.4 r	0.3 r	0.3 r	0.3 r	....	....	....	....	....	....
Guinea	656	....	....	....	....	....	....	0.0 e	0.0 e	0.0 e	0.0 e	0.0 e	0.0 e
Kenya	664	0.0	0.0 r	0.0 r	0.0 r	0.0 r	0.0 r	0.0 e	0.0 e	0.0 e	0.0 e	0.0 e	0.0 e
Madagascar	674	0.1	0.0 r	0.0 r	0.0 r	0.0 r	0.0 r	....	....	....	....	....	....
Mauritius	684	0.0 e	0.0 e	....	....	....	....	0.0 e	....	....	....	....	....
Mozambique	688	0.1 e	0.0 e	0.0 e	0.0 e	0.0 e	0.0 e	0.0 e	0.0 e	0.0 e	0.0 e	0.0 e	0.0 e
Namibia	728	....	....	....	....	....	....	0.0 e	0.0 e	0.0 e	0.0 e	0.0 e	0.0 e
Nigeria	694	0.0	0.0 r	0.0 r	0.0 r	0.0 r	0.0 r	....	....	....	....	....	....
Senegal	722	....	....	....	....	....	....	0.1 e	....	....	....	....	....
South Africa	199	0.0	0.0 r	0.0 r	0.0 r	0.0 r	0.0 r	15.1 e	3.9 e	3.5 e	3.4 e	3.0 e	3.4 e
Swaziland	734	0.2	0.0 r	0.0 r	0.0 r	0.0 r	0.0 r	....	....	....	....	....	....
Tanzania	738	0.2	0.1 r	0.0 r	0.0 r	0.0 r	0.0 r	0.0 e	0.0 e	0.0 e	0.0 e	0.0 e	0.0 e
Zambia	754	0.0	0.0 r	....	....	....	0.0 r	....	....	....	....	....	....
<b>Western Hemisphere</b>	205	<b>233.9</b>	<b>56.9</b>	<b>54.4</b>	<b>47.7</b>	<b>43.7</b>	<b>48.0</b>	<b>4.3</b>	<b>1.2</b>	<b>1.0</b>	<b>0.3</b>	<b>1.1</b>	<b>2.0</b>
Anguilla	312	0.1	0.0 r	0.0 r	0.0 r	0.0 r	0.0 r	....	....	....	....	....	....
Antigua and Barbuda	311	88.6	21.4 r	20.4 r	17.7 r	16.1 r	17.8 r	....	....	....	....	....	....
Argentina	213	....	....	....	....	....	....	0.0 e	0.0 e	0.0 e	0.0 e	0.0 e	0.0 e
Bolivia	218	0.0 e	....	....	....	....	....	....	....	....	....	....	....

# Papua New Guinea (853)

In Millions of U.S. Dollars

		Exports (FOB)						Imports (CIF)					
		2015	2015Q3	2015Q4	2016Q1	2016Q2	2016Q3	2015	2015Q3	2015Q4	2016Q1	2016Q2	2016Q3
Brazil	223	0.0	....	....	....	....	0.0 r	3.7 e	0.9 e	0.9 e	0.2 e	1.1 e	0.7 e
Chile	228	0.6	0.1 r	0.1 r	0.1 r	0.1 r	0.1 r	0.2 e	0.2 e	0.0 e	0.0 e	....	1.2 e
Colombia	233	0.2	0.0 r	0.0 r	0.0 r	0.0 r	0.0 r	0.3 e	0.1 e	....	....	....	....
Curacao	354	144.1	35.1 r	33.7 r	29.5 r	27.0 r	29.9 r	....	....	....	....	....	....
Ecuador	248	0.0 e	....	0.0 e	....	....	....	....	....	....	....	....	....
El Salvador	253	0.1	0.1 r	....	0.2 r	0.3 r	0.0 r	0.0 e	....	0.0 e	....	....	....
Greenland	326	0.0 e	0.0 e	0.0 e	0.0 e	0.0 e	0.0 e	....	....	....	....	....	....
Guatemala	258	0.0 e	0.0 e	0.0 e	0.0 e	0.0 e	0.0 e	....	....	....	....	....	....
Honduras	268	....	....	....	0.0 r	0.0 r	0.0 r	....	....	....	....	....	....
Mexico	273	0.0	0.0 r	0.0 r	0.0 r	0.0 r	0.0 r	....	....	....	....	....	....
Nicaragua	278	0.2	0.0 r	0.0 r	0.0 r	0.0 r	0.0 r	....	....	....	....	....	....
Panama	283	0.1	0.0 r	0.0 r	0.0 r	0.0 r	0.0 r	....	....	....	....	....	....
Peru	293	0.0	0.0 r	0.0 r	0.0 r	0.0 r	0.0 r	....	....	....	....	....	....
St. Kitts and Nevis	361	0.0 e	0.0 e	0.0 e	0.0 e	0.0 e	0.0 e	....	....	....	....	....	....
Suriname	366	....	....	....	....	....	....	0.0 e	0.0 e	0.0 e	0.0 e	0.0 e	0.0 e
<b>Other Countries n.i.e</b>	<b>910</b>	<b>8.5</b>	<b>2.1</b>	<b>2.0</b>	<b>1.7</b>	<b>1.6</b>	<b>1.7</b>	....	....	....	....	....	....
Korea, Dem. People's Rep.	954	8.5	2.1 r	2.0 r	1.7 r	1.6 r	1.7 r	....	....	....	....	....	....
<b>Memorandum Items</b>													
Africa	605	6.3	1.5	1.4	1.0	1.1	1.2	15.2	3.9	3.5	3.5	3.0	3.4
Middle East	405	4.0	1.3	1.4	0.8	0.9	1.3	0.8	0.2	0.2	0.1	0.1	0.2
European Union	998	621.8	181.2	140.2	102.4	163.2	167.3	205.8	37.5	80.0	90.1	48.2	54.1
Export earnings: fuel	080	7.9	2.0	1.6	1.0	1.2	1.7	6.3	1.4	1.0	10.9	9.3	17.3
Export earnings: nonfuel	092	6,735.4	1,431.5	1,428.7	1,385.3	1,718.7	1,695.8	5,600.4	1,385.3	1,201.4	1,133.2	1,100.5	1,538.9

# Paraguay (288)

In Millions of U.S. Dollars

		Exports (FOB)						Imports (FOB)					
		2015	2015Q3	2015Q4	2016Q1	2016Q2	2016Q3	2015	2015Q3	2015Q4	2016Q1	2016Q2	2016Q3
IFS World		8,356.5	2,008.5	1,810.4	2,700.8	2,955.9	2,952.4	9,459.8	2,432.9	2,251.4	1,946.1	2,016.5	2,456.3
World	001	8,356.6	2,008.5	1,810.4	2,200.7	2,374.3	2,235.3	9,529.3	2,452.3	2,251.4	1,946.1	2,016.5	2,456.3
Advanced Economies	110	1,787.0	387.3	325.0	500.6	467.6	337.2	2,233.9	587.5	512.9	472.5	435.5	514.2
Euro Area	163	1,120.7	205.5	167.3	317.9	272.2	168.6	717.1	187.5	161.9	153.1	140.6	183.0
Austria	122	2.3	0.3	1.3	0.2	0.2	0.1	13.0	2.9	4.2	3.5	3.1	4.0
Belgium	124	5.8	1.6	2.1	2.1	2.5	1.7	37.1	4.6	8.3	8.9	10.4	4.8
Cyprus	423	0.0	....	0.0	....	....	....	0.0	....	....	0.0	0.0	0.0
Estonia	939	0.1	....	0.1	....	....	....	0.0	0.0	....	....	....	....
Finland	172	....	....	....	....	....	....	17.4	4.1	2.0	3.3	3.2	2.1
France	132	87.2	14.2	8.3	1.9	2.1	2.3	120.5	49.5	30.4	29.2	20.3	34.8
Germany	134	289.0	17.2	50.1	94.8	58.6	32.9	213.8	51.1	57.2	53.2	54.2	46.7
Greece	174	42.3	3.4	....	18.4	7.2	2.4	9.1	1.8	5.1	3.2	2.3	1.3
Ireland	178	7.8	1.5	....	0.0	0.1	....	5.5	0.7	0.8	0.9	1.1	....
Italy	136	303.3	70.3	38.0	75.0	91.1	73.5	73.1	19.6	13.3	16.2	14.7	19.4
Latvia	941	0.0	....	....	....	....	....	14.0	3.0	0.7	....	....	....
Lithuania	946	....	....	....	....	....	....	2.1	0.0	0.8	....	....	....
Luxembourg	137	0.4	0.3	0.0	....	....	....	0.5	0.0	0.3	....	....	....
Malta	181	0.0	....	....	....	....	....	0.0	0.0	0.0	....	....	....
Netherlands	138	153.9	19.0	39.6	38.7	16.1	11.8	93.3	22.3	7.1	....	....	41.8
Portugal	182	68.7	9.2	14.9	40.4	26.2	3.1	14.6	1.4	1.6	8.9	0.8	1.0
Slovak Republic	936	0.0	....	....	....	....	....	4.6	0.8	1.4	0.9	1.0	1.4
Slovenia	961	....	....	....	....	....	....	1.5	0.2	0.7	0.5	0.6	0.1
Spain	184	159.7	68.3	12.9	46.3	68.1	40.8	97.1	25.3	27.9	24.5	28.9	25.7
Australia	193	2.3	0.3	1.2	0.6	0.7	0.4	3.7	1.4	1.5	0.5	0.8	0.4
Canada	156	3.1	0.4	1.0	0.8	1.1	0.9	25.6	10.8	3.2	7.8	5.3	8.5
China,P.R.: Hong Kong	532	52.9	7.4	9.4	6.8	6.8	5.7	48.4	10.6	9.6	10.0	5.7	13.4
China,P.R.: Macao	546	....	....	....	....	....	....	0.0	....	0.0	....	....	....
Czech Republic	935	0.2	0.1	0.1	0.1	0.2	0.1	5.2	1.4	1.1	1.4	0.9	0.9
Denmark	128	52.2	8.3	20.7	13.6	23.8	10.4	6.6	1.6	1.8	1.1	1.6	1.7
Iceland	176	0.2	....	0.2	0.0	....	....	0.0	....	....	....	....	....
Israel	436	152.3	38.6	23.1	66.0	35.3	41.6	20.7	7.9	2.0	2.5	1.6	4.5
Japan	158	78.7	34.7	9.0	7.8	12.0	6.1	207.8	52.7	45.0	43.1	52.2	56.8
Korea, Republic of	542	37.1	11.7	21.7	22.1	26.6	10.2	256.7	72.9	47.8	66.2	42.3	41.4
New Zealand	196	0.2	0.1	0.0	0.0	0.1	0.1	1.5	0.1	0.3	1.7	1.0	0.3
Norway	142	0.0	....	....	0.0	....	....	2.7	1.4	0.8	0.2	0.7	0.6
Singapore	576	2.4	1.1	0.7	0.4	0.4	3.0	34.5	10.2	6.1	6.1	3.4	4.2
Sweden	144	5.7	2.1	0.7	3.0	1.8	2.9	23.3	5.8	4.4	7.4	5.0	7.2
Switzerland	146	9.4	2.2	4.0	2.6	2.8	3.4	51.5	23.5	7.9	5.5	4.4	5.8
Taiwan Prov.of China	528	20.6	1.4	4.1	5.6	6.8	2.4	38.0	8.6	8.0	7.2	4.1	6.7
United Kingdom	112	97.7	21.2	24.7	24.0	45.2	32.8	40.9	8.0	10.2	9.1	10.9	8.1
United States	111	151.5	52.4	36.9	29.4	32.0	48.6	749.6	183.1	201.4	149.7	155.0	170.8
Emerg. & Dev. Economies	200	6,567.1	1,620.9	1,484.6	1,528.7	1,758.6	1,715.6	7,223.2	1,843.5	1,725.7	1,405.6	1,509.8	1,863.8
Emerg. & Dev. Asia	505	524.0	141.3	120.9	59.6	103.4	87.8	2,517.6	613.4	596.2	561.6	556.0	784.0
Bangladesh	513	89.6	6.9	13.3	....	....	....	1.7	0.3	0.3	0.2	1.1	0.4
Brunei Darussalam	516	....	....	....	....	....	....	0.0	....	....	....	....	....
Cambodia	522	....	....	....	....	....	....	0.9	0.3	0.3	....	....	....
China,P.R.: Mainland	924	30.5	5.7	5.0	....	....	....	2,255.3	555.5	541.5	503.1	502.7	737.1
Fiji	819	....	....	....	....	....	....	0.0	....	0.0	....	....	....
F.T. French Polynesia	887	....	....	....	....	....	....	0.0	0.0	....	....	....	....
India	534	205.3	65.9	35.3	38.1	73.6	58.9	145.8	38.7	30.9	30.9	25.6	26.4
Indonesia	536	33.7	17.5	13.1	11.5	14.2	2.3	13.9	2.7	3.0	1.7	2.4	2.3
Lao People's Dem.Rep	544	....	....	....	....	....	....	0.0	0.0	....	....	....	....
Malaysia	548	43.3	13.5	11.4	4.9	2.3	0.1	13.3	2.3	3.6	4.0	8.2	4.6
Mongolia	948	....	....	....	....	....	....	0.0	....	0.0	....	....	....
Myanmar	518	10.3	1.3	3.8	....	....	....	0.1	....	0.0	....	....	....
Nepal	558	2.8	....	1.5	....	....	....	0.0	....	0.0	....	....	....
Philippines	566	9.7	4.7	4.1	....	....	0.0	1.0	0.1	0.3	0.3	0.5	0.5
Samoa	862	....	....	....	....	....	....	0.0	0.0	0.0	....	....	....
Sri Lanka	524	0.1	0.0	0.0	....	....	....	0.4	0.2	0.1	0.0	0.3	0.1
Thailand	578	26.1	12.2	3.4	5.2	13.3	26.4	36.8	7.7	8.6	11.1	8.5	8.2

# Paraguay (288)

In Millions of U.S. Dollars

		Exports (FOB)						Imports (FOB)					
		2015	2015Q3	2015Q4	2016Q1	2016Q2	2016Q3	2015	2015Q3	2015Q4	2016Q1	2016Q2	2016Q3
Vietnam	582	72.8	13.6	30.0	....	....	....	48.5	5.6	7.4	10.4	6.8	4.5
Asia n.s.	598	....	....	....	....	....	....	0.0	....	0.0	....	....	....
<b>Europe</b>	170	<b>1,037.9</b>	<b>241.6</b>	<b>117.1</b>	<b>248.2</b>	<b>315.6</b>	<b>318.6</b>	<b>255.7</b>	<b>75.6</b>	<b>22.2</b>	<b>33.1</b>	<b>27.0</b>	<b>23.4</b>
<b>Emerg. &amp; Dev. Europe</b>	903	<b>264.5</b>	<b>55.5</b>	<b>30.0</b>	<b>122.7</b>	<b>130.9</b>	<b>80.8</b>	<b>41.5</b>	<b>7.8</b>	<b>7.9</b>	<b>8.8</b>	<b>8.2</b>	<b>9.4</b>
Albania	914	1.5	0.6	0.3	....	....	....	....	....	....	....	....	....
Bosnia and Herzegovina	963	....	....	....	....	....	....	0.0	0.0	0.0	....	....	....
Bulgaria	918	0.2	0.0	0.2	....	....	....	3.7	1.8	0.8	0.9	0.8	0.8
Croatia	960	....	....	....	....	....	....	0.0	....	0.0	....	....	....
Gibraltar	823	....	....	....	....	....	....	0.0	0.0	0.0	....	....	....
Hungary	944	0.0	0.0	....	....	....	....	4.6	0.6	0.6	1.6	1.5	1.6
Kosovo	967	4.6	0.6	1.6	....	....	....	....	....	....	....	....	....
Macedonia, FYR	962	....	....	....	....	....	....	0.0	....	0.0	....	....	....
Montenegro	943	0.2	....	0.1	....	....	....	....	....	....	....	....	....
Poland	964	134.3	36.8	27.2	32.1	41.6	47.6	10.0	0.4	1.3	0.6	0.6	1.8
Romania	968	14.6	9.1	....	....	....	....	1.3	0.3	0.2	0.2	0.2	0.1
Serbia, Republic of	942	0.0	....	0.0	....	....	....	0.3	0.1	0.1	....	....	....
Turkey	186	109.1	8.3	0.6	90.6	89.3	33.2	21.6	4.6	4.9	5.5	5.2	5.0
<b>CIS</b>	901	<b>773.4</b>	<b>186.1</b>	<b>87.1</b>	<b>125.4</b>	<b>184.7</b>	<b>237.8</b>	<b>214.2</b>	<b>67.8</b>	<b>14.3</b>	<b>24.4</b>	<b>18.8</b>	<b>14.0</b>
Armenia	911	0.5	0.0	0.2	....	....	....	....	....	....	....	....	....
Azerbaijan, Rep. of	912	0.5	....	0.3	....	....	....	....	....	....	....	....	....
Belarus	913	0.1	....	....	....	....	....	8.2	4.6	0.9	....	....	....
Georgia	915	0.4	0.1	0.1	....	....	....	0.1	....	0.0	....	....	....
Kazakhstan	916	12.7	3.3	0.1	....	....	....	15.8	....	....	....	....	....
Kyrgyz Republic	917	....	....	....	....	....	....	0.0	....	....	....	....	....
Moldova	921	0.1	....	0.1	....	....	....	....	....	....	....	....	....
Russian Federation	922	759.1	182.7	86.4	125.4	184.7	237.8	189.2	63.1	13.0	24.4	18.8	14.0
Turkmenistan	925	....	....	....	....	....	....	0.1	0.0	0.1	....	....	....
Ukraine	926	0.1	....	0.0	....	....	....	0.9	0.1	0.4	....	....	....
<b>Mid East, N Africa, Pak</b>	440	<b>405.8</b>	<b>104.3</b>	<b>105.1</b>	<b>53.8</b>	<b>23.8</b>	<b>13.1</b>	<b>69.1</b>	<b>17.0</b>	<b>28.9</b>	<b>6.5</b>	<b>2.2</b>	<b>2.7</b>
Afghanistan, I.R. of	512	....	....	....	....	....	....	0.0	0.0	0.0	....	....	....
Algeria	612	45.3	24.5	6.6	....	....	....	....	....	....	....	....	....
Bahrain, Kingdom of	419	4.3	1.4	1.6	....	....	....	0.0	....	0.0	....	....	....
Djibouti	611	....	....	....	....	....	....	0.1	....	....	....	....	....
Egypt	469	96.1	18.0	19.5	12.6	12.1	7.0	0.6	0.1	0.1	....	....	....
Iran, I.R. of	429	27.7	6.5	....	....	....	....	0.0	0.0	....	0.0	0.1	0.0
Iraq	433	20.5	7.2	8.1	....	....	....	....	....	....	0.1	....	....
Jordan	439	0.6	....	0.0	....	....	....	1.0	0.3	0.1	....	....	....
Kuwait	443	43.6	7.1	24.6	....	....	....	3.0	....	....	....	....	....
Lebanon	446	17.5	4.3	4.9	3.7	8.6	5.1	0.8	0.0	0.0	0.1	0.1	0.0
Libya	672	9.4	5.5	2.0	....	....	....	0.0	....	....	....	....	....
Morocco	686	20.0	8.4	5.4	4.5	....	....	0.4	0.1	0.0	....	....	....
Oman	449	3.8	0.3	3.1	....	....	....	4.9	3.1	1.3	....	....	....
Pakistan	564	26.9	11.3	9.8	5.3	1.3	0.1	10.0	3.4	2.1	3.3	1.2	1.9
Qatar	453	0.6	0.0	0.6	....	....	....	21.4	0.1	20.4	....	....	....
Saudi Arabia	456	2.6	0.5	1.1	0.2	0.4	0.8	10.8	0.6	2.8	2.9	0.7	0.7
Somalia	726	....	....	....	....	....	....	0.0	....	....	....	....	....
Sudan	732	....	....	....	....	....	....	0.0	....	0.0	....	....	....
Syrian Arab Republic	463	....	....	....	....	....	....	0.2	0.1	0.1	0.1	0.1	0.1
Tunisia	744	47.4	5.2	3.9	27.5	1.4	0.2	0.4	0.0	0.0	....	....	....
United Arab Emirates	466	29.3	0.7	10.5	....	....	....	15.4	9.2	1.9	....	....	....
West Bank and Gaza	487	10.1	3.3	3.2	....	....	....	0.0	....	....	....	....	....
<b>Sub-Saharan Africa</b>	603	<b>129.1</b>	<b>33.8</b>	<b>34.6</b>	<b>85.2</b>	<b>17.6</b>	<b>3.2</b>	<b>18.3</b>	<b>3.6</b>	<b>2.9</b>	<b>1.0</b>	<b>0.3</b>	<b>1.5</b>
Angola	614	15.5	3.1	5.2	....	....	....	....	....	....	....	....	....
Benin	638	0.1	....	....	....	....	....	0.0	....	0.0	....	....	....
Cabo Verde	624	0.4	0.3	....	....	....	....	0.0	....	0.0	....	....	....
Comoros	632	0.2	0.1	0.1	....	....	....	....	....	....	....	....	....
Congo, Dem. Rep. of	636	0.8	0.1	0.0	0.1	0.2	0.1	....	....	....	....	....	....
Congo, Republic of	634	1.8	0.4	0.5	0.3	0.7	0.3	....	....	....	....	....	....
Côte d'Ivoire	662	2.2	0.3	1.6	0.0	0.1	0.0	....	....	....	....	....	....
Equatorial Guinea	642	0.8	0.1	0.1	....	....	....	0.0	0.0	....	....	....	....

# Paraguay (288)

In Millions of U.S. Dollars

		Exports (FOB)						Imports (FOB)					
		2015	2015Q3	2015Q4	2016Q1	2016Q2	2016Q3	2015	2015Q3	2015Q4	2016Q1	2016Q2	2016Q3
Gabon	646	19.5	2.5	13.2	0.8	1.8	1.5	0.0	....	....	....	....	....
Gambia, The	648	0.8	....	....	....	....	....	....	....	....	....	....	....
Ghana	652	2.3	2.0	....	0.2	0.1	0.3	....	....	....	....	....	....
Guinea	656	0.1	....	....	....	....	....	....	....	....	....	....	....
Guinea-Bissau	654	0.3	0.3	....	....	....	....	....	....	....	....	....	....
Kenya	664	....	....	....	....	....	....	0.0	....	0.0	....	....	....
Lesotho	666	....	....	....	....	....	....	0.0	....	0.0	....	....	....
Liberia	668	0.4	0.1	0.1	....	....	....	....	....	....	....	....	....
Madagascar	674	1.3	....	....	....	....	0.0	0.0	0.0	....	....	....	....
Malawi	676	0.3	0.3	....	....	....	....	0.5	0.1	0.4	....	....	....
Mauritius	684	4.7	3.3	1.4	....	....	....	0.0	0.0	0.0	....	....	....
Mozambique	688	0.5	0.1	....	....	....	....	0.0	0.0	....	....	....	....
Nigeria	694	23.8	2.8	0.3	0.0	....	0.0	....	....	....	....	....	....
Senegal	722	11.1	7.1	3.5	0.0	0.1	....	0.0	....	....	....	....	....
Seychelles	718	0.2	0.1	0.1	....	....	....	0.0	....	....	....	....	....
Sierra Leone	724	0.6	0.3	0.1	....	....	....	0.1	0.0	....	....	....	....
South Africa	199	41.0	10.7	8.3	83.8	14.6	1.0	10.7	2.4	1.3	1.0	0.3	1.5
Swaziland	734	....	....	....	....	....	....	0.0	....	....	....	....	....
Tanzania	738	0.0	0.0	....	....	....	....	2.1	....	....	....	....	....
Togo	742	0.2	....	0.2	....	....	....	....	....	....	....	....	....
Zambia	754	....	....	....	....	....	....	0.0	....	....	....	....	....
Zimbabwe	698	0.2	0.1	0.1	....	....	....	4.8	1.0	1.1	....	....	....
<b>Western Hemisphere</b>	<b>205</b>	<b>4,470.3</b>	<b>1,099.9</b>	<b>1,106.7</b>	<b>1,081.8</b>	<b>1,298.1</b>	<b>1,292.8</b>	<b>4,362.5</b>	<b>1,133.9</b>	<b>1,075.5</b>	<b>803.3</b>	<b>924.3</b>	<b>1,052.3</b>
Argentina	213	586.3	152.3	149.3	191.0	266.7	240.3	1,411.6	359.6	347.2	266.4	278.6	336.8
Aruba	314	6.2	0.7	1.4	....	....	....	1.6	....	....	....	....	....
Barbados	316	....	....	....	....	....	....	0.1	....	....	....	....	....
Belize	339	1.2	0.1	0.1	....	....	....	0.0	....	0.0	....	....	....
Bolivia	218	68.5	14.0	18.6	12.8	12.1	13.3	34.4	7.9	10.3	9.5	10.1	8.7
Brazil	223	2,651.4	621.7	676.1	672.9	785.4	813.8	2,416.1	641.2	597.9	448.7	525.9	604.4
Chile	228	591.7	199.0	152.7	110.4	115.2	167.2	147.5	37.5	35.5	27.2	30.3	33.6
Colombia	233	4.1	1.2	1.3	9.5	4.8	3.6	22.8	4.9	7.4	6.0	21.3	19.4
Costa Rica	238	11.7	3.6	6.6	5.4	1.0	0.7	1.5	0.2	0.6	0.5	0.3	0.5
Dominica	321	0.2	0.1	0.0	....	....	....	0.6	0.3	0.3	....	....	....
Dominican Republic	243	11.0	4.2	5.9	2.5	0.4	3.6	0.8	0.3	0.2	....	....	....
Ecuador	248	50.7	14.1	2.9	3.8	6.6	8.8	3.9	1.0	1.0	0.8	1.0	1.0
El Salvador	253	4.7	1.3	1.5	0.6	0.7	0.8	0.5	0.3	0.1	0.0	0.1	0.1
Grenada	328	0.1	....	....	....	....	....	....	....	....	....	....	....
Guatemala	258	3.5	1.2	0.7	0.6	0.6	0.5	0.6	0.1	0.1	0.3	0.4	0.5
Haiti	263	0.0	....	....	....	....	....	0.0	....	0.0	....	....	....
Honduras	268	0.6	0.2	0.1	0.0	0.4	0.1	0.1	0.0	0.1	0.0	0.1	0.1
Jamaica	343	0.0	....	....	....	....	....	....	....	....	....	....	....
Mexico	273	103.7	7.7	3.6	34.0	66.6	6.1	137.8	36.4	28.9	29.5	34.7	27.7
Netherlands Antilles	353	2.6	0.6	0.5	....	....	....	....	....	....	....	....	....
Nicaragua	278	1.4	0.7	0.2	0.1	0.4	0.4	0.0	....	0.0	....	0.0	0.1
Panama	283	4.4	0.9	0.4	0.1	0.5	0.7	73.8	17.2	14.2	12.4	19.7	16.9
Peru	293	167.6	39.5	22.0	27.8	33.9	20.9	8.8	2.1	2.9	1.7	1.9	1.9
St. Lucia	362	0.0	....	....	....	....	....	....	....	....	....	....	....
Suriname	366	0.1	0.0	0.0	....	....	....	....	....	....	....	....	....
Trinidad and Tobago	369	1.0	0.2	....	0.3	0.1	0.4	0.2	....	0.0	....	....	....
Uruguay	298	163.0	35.4	52.2	....	....	....	97.6	24.0	27.8	....	....	....
Venezuela, Rep. Bol.	299	34.6	1.3	10.4	9.9	2.7	11.7	2.1	0.9	1.2	0.1	0.0	0.5
Western Hem. n.s.	399	0.1	....	0.1	....	....	....	0.1	0.0	0.0	....	....	....
<b>Other Countries n.i.e</b>	<b>910</b>	<b>0.5</b>	<b>0.0</b>	<b>0.0</b>	<b>....</b>	<b>....</b>	<b>....</b>	<b>16.6</b>	<b>8.3</b>	<b>1.1</b>	<b>0.1</b>	<b>0.2</b>	<b>0.2</b>
Cuba	928	0.5	0.0	0.0	....	....	....	1.1	0.5	0.1	0.1	0.2	0.2
Korea, Dem. People's Rep.	954	0.0	....	....	....	....	....	15.5	7.8	1.1	....	....	....
<b>Special Categories</b>	<b>899</b>	<b>2.0</b>	<b>0.3</b>	<b>0.9</b>	<b>....</b>	<b>....</b>	<b>....</b>	<b>2.8</b>	<b>0.6</b>	<b>0.6</b>	<b>....</b>	<b>....</b>	<b>....</b>
<b>Countries &amp; Areas n.s.</b>	<b>898</b>	<b>....</b>	<b>....</b>	<b>....</b>	<b>171.4</b>	<b>148.1</b>	<b>182.5</b>	<b>52.8</b>	<b>12.4</b>	<b>11.1</b>	<b>67.9</b>	<b>70.9</b>	<b>78.0</b>
<b>Memorandum Items</b>													
Africa	605	241.8	71.9	50.6	117.2	19.0	3.4	19.3	3.8	2.9	1.0	0.3	1.5
Middle East	405	266.3	54.8	79.4	16.5	21.1	12.9	58.1	13.5	26.7	3.2	1.0	0.8

# Paraguay (288)

In Millions of U.S. Dollars

		Exports (FOB)						Imports (FOB)					
		2015	2015Q3	2015Q4	2016Q1	2016Q2	2016Q3	2015	2015Q3	2015Q4	2016Q1	2016Q2	2016Q3
European Union	998	1,425.5	283.0	241.0	390.7	384.8	262.4	812.8	207.5	182.3	175.3	162.1	205.1
Export earnings: fuel	080	1,179.9	279.3	197.5	163.1	213.9	278.1	324.0	90.7	59.3	43.9	51.9	44.4
Export earnings: nonfuel	092	7,176.7	1,729.2	1,612.9	2,037.6	2,160.4	1,957.2	9,205.3	2,361.6	2,192.1	1,902.2	1,964.5	2,411.8

# Peru (293)

In Millions of U.S. Dollars

		Exports (FOB)						Imports (FOB)					
		2015	2015Q3	2015Q4	2016Q1	2016Q2	2016Q3	2015	2015Q3	2015Q4	2016Q1	2016Q2	2016Q3
IFS World		34,235.7	8,590.4	9,207.1	7,696.9	8,254.0	9,645.5	37,013.8	9,425.0	9,339.8	8,388.6	8,388.4	....
World	001	33,264.0	8,291.4	8,885.2	9,051.4	9,161.8	9,629.4	37,902.6	9,646.2	9,396.4	7,995.3	8,467.8	8,962.3
Advanced Economies	110	18,007.2	4,388.3	4,627.0	5,121.0	4,928.5	5,137.5	16,202.3	4,063.0	3,922.1	3,428.9	3,601.7	3,793.4
Euro Area	163	4,375.4	1,123.0	1,063.0	986.5	1,075.6	1,070.1	3,567.3	968.1	888.5	739.7	766.8	889.3
Austria	122	3.1	0.8	0.9	1.7 r	1.5 r	2.2 r	120.1	35.6	23.9	22.8 r	28.5 r	19.2 r
Belgium	124	457.6	143.3	110.2	129.5 r	114.9 r	116.6 r	182.2	44.1	53.2	51.9 r	52.7 r	59.9 r
Cyprus	423	0.7	....	0.3	0.0 r	0.3 r	0.1 r	0.0	0.0	0.0	0.0 r	0.1 r	0.0 r
Estonia	939	11.3	3.4	1.5	0.6 r	0.6 r	0.9 r	2.7	0.7	0.7	0.7 r	1.0 r	0.7 r
Finland	172	133.5	52.4	18.0	9.4 r	6.3 r	10.9 r	102.8	28.3	27.4	31.4 r	38.2 r	36.5 r
France	132	277.5	87.0	59.6	37.1 r	61.5 r	67.8 r	360.1	110.8	103.3	43.0 r	49.1 r	54.8 r
Germany	134	911.9	284.3	244.7	106.3 r	176.5 r	160.6 r	1,112.7	276.7	262.5	294.2 r	282.8 r	328.2 r
Greece	174	7.2	2.3	3.1	4.7 r	4.1 r	4.4 r	22.0	4.5	6.6	3.4 r	2.0 r	3.7 r
Ireland	178	11.0	3.9	3.4	1.7 r	1.6 r	5.2 r	52.3	13.0	14.3	4.8 r	6.1 r	5.2 r
Italy	136	560.2	117.0	125.6	97.8 r	114.8 r	114.7 r	634.0	176.9	158.3	66.0 r	86.1 r	114.1 r
Latvia	941	0.8	0.3	0.1	0.0 r	0.0 r	0.0 r	5.7	1.8	1.3	1.0 r	1.1 r	1.0 r
Lithuania	946	5.0	1.0	1.7	1.1 r	0.9 r	0.5 r	3.0	0.8	0.7	0.2 r	0.4 r	0.3 r
Luxembourg	137	0.0	0.0	....	0.0 r	0.0 r	0.0 r	9.9	4.5	0.6	0.7 r	1.4 r	0.7 r
Malta	181	0.6	....	0.0	0.0 r	0.0 r	0.0 r	2.8	0.1	0.0	0.1 r	0.1 r	0.1 r
Netherlands	138	872.1	231.9	246.1	225.7 r	221.0 r	211.4 r	181.7	69.2	44.9	27.7 r	46.3 r	62.7 r
Portugal	182	27.2	6.8	6.9	6.9 r	6.1 r	5.4 r	51.6	12.4	12.1	13.2 r	15.8 r	25.0 r
Slovak Republic	936	8.6	1.6	2.4	5.5 r	5.3 r	1.7 r	17.0	3.3	4.0	5.1 r	5.1 r	6.0 r
Slovenia	961	0.4	0.1	0.2	0.3 r	0.2 r	0.3 r	6.4	1.4	1.9	1.1 r	1.5 r	1.2 r
Spain	184	1,086.7	186.8	238.1	358.1 r	359.8 r	367.4 r	700.2	183.8	172.6	172.7 r	148.6 r	170.0 r
Australia	193	99.6	25.4	38.5	78.6 r	110.1 r	83.1 r	130.5	42.7	32.8	25.0 r	32.0 r	73.2 r
Canada	156	2,312.6	482.8	555.3	556.8 r	297.5 r	368.1 r	751.1	185.2	180.3	169.4 r	141.1 r	109.2 r
China,P.R.: Hong Kong	532	135.4	16.7	35.8	136.1 r	34.2 r	35.9 r	15.6	3.6	3.8	3.7 r	4.4 r	3.7 r
China,P.R.: Macao	546	0.1	0.0	0.0	0.0 r	0.0 r	0.0 r	0.0	0.0	0.0	0.0 r	0.0 r	....
Czech Republic	935	2.2	0.8	0.5	0.2 r	0.3 r	0.3 r	50.0	12.6	13.5	9.0 r	10.7 r	10.2 r
Denmark	128	142.0	72.3	8.6	3.5 r	9.1 r	3.9 r	146.3	25.6	16.5	18.8 r	18.7 r	27.7 r
Iceland	176	1.7	0.4	1.0	0.8 r	0.2 r	1.7 r	0.7	0.2	0.2	0.2 r	0.2 r	0.2 r
Israel	436	9.1	2.1	2.6	2.4 r	2.9 r	3.2 r	81.1	18.8	18.7	14.3 r	13.4 r	13.0 r
Japan	158	1,109.1	258.6	302.1	365.3 r	375.1 r	420.5 r	1,068.3	255.5	280.8	257.1 r	333.3 r	310.3 r
Korea, Republic of	542	1,083.8	234.8	344.1	443.1 r	292.6 r	414.7 r	1,276.2	320.9	258.2	201.0 r	298.0 r	287.8 r
New Zealand	196	36.5	7.4	11.3	7.1 r	6.2 r	5.7 r	106.9	32.0	17.2	13.6 r	3.2 r	4.9 r
Norway	142	33.3	9.4	7.5	4.2 r	5.7 r	8.2 r	41.4	1.9	33.6	4.7 r	1.9 r	0.7 r
Singapore	576	13.8	2.1	5.6	7.2 r	53.8 r	16.3 r	60.5	12.5	16.8	11.6 r	36.6 r	46.6 r
Sweden	144	154.7	59.1	35.2	14.2 r	5.1 r	15.0 r	222.5	57.3	51.5	56.3 r	59.5 r	48.7 r
Switzerland	146	2,686.0	648.6	667.2	1,134.9 r	1,089.6 r	650.6 r	158.4	37.4	36.6	35.7 r	33.9 r	36.1 r
Taiwan Prov.of China	528	268.5	78.2	59.3	100.3 r	109.5 r	119.4 r	394.9	100.2	105.4	85.3 r	93.2 r	92.4 r
United Kingdom	112	478.1	93.9	105.7	79.6 r	89.5 r	120.5 r	301.1	87.3	77.0	84.2 r	62.9 r	70.9 r
United States	111	5,065.1	1,272.7	1,383.7	1,200.0 r	1,371.3 r	1,800.3 r	7,829.8	1,901.2	1,890.7	1,698.9 r	1,692.0 r	1,768.5 r
Emerg. & Dev. Economies	200	15,130.6	3,855.7	4,231.0	3,907.6	4,208.8	4,463.3	21,638.9	5,569.0	5,456.3	4,549.9	4,849.6	5,151.5
Emerg. & Dev. Asia	505	8,310.9	2,193.3	2,629.6	2,560.5	2,586.9	2,618.8	11,036.3	2,747.0	2,798.0	2,271.4	2,530.3	2,687.2
American Samoa	859	0.0	....	0.0	0.0 r	0.0 r	0.0 r	0.0	0.0	....	0.0 r	0.0 r	0.0 r
Bangladesh	513	2.4	0.3	1.4	1.2 r	1.3 r	1.5 r	35.7	8.5	8.5	7.9 r	7.9 r	8.4 r
Brunei Darussalam	516	0.0	....	0.0	0.0 r	0.0 r	0.0 r	0.1	0.1	0.0	0.0 r	0.0 r	0.0 r
Cambodia	522	3.6	3.2	0.1	0.1 r	0.1 r	0.1 r	15.2	4.3	4.0	3.6 r	3.6 r	3.8 r
China,P.R.: Mainland	924	7,359.5	1,932.8	2,217.7	2,213.2 r	2,253.8 r	2,337.9 r	8,607.5	2,154.3	2,206.6	1,682.4 r	1,937.2 r	2,079.8 r
Fiji	819	....	....	....	....	....	....	0.0	....	0.0	0.0 r	0.0 r	0.0 r
F.T. French Polynesia	887	0.0	....	....	0.0 r	0.0 r	0.0 r	....	....	....	....	....	....
F.T. New Caledonia	839	2.2	2.0	0.2	0.2 r	0.2 r	0.2 r	0.0	0.0	0.0	0.0 r	0.0 r	0.0 r
Guam	829	0.0	0.0	0.0	0.0 r	0.0 r	0.0 r	0.0	....	....	0.0 r	0.0 r	0.0 r
India	534	676.0	138.9	348.9	249.0 r	256.2 r	194.8 r	928.6	225.2	199.0	169.5 r	189.1 r	217.5 r
Indonesia	536	34.6	4.0	12.7	27.7 r	35.7 r	40.1 r	242.9	60.7	78.9	54.3 r	55.9 r	58.6 r
Kiribati	826	....	....	....	....	....	....	0.0	0.0	....	0.0 r	0.0 r	0.0 r
Lao People's Dem.Rep	544	....	....	....	....	....	....	0.1	0.0	0.0	0.0 r	0.0 r	0.0 r
Malaysia	548	29.1	8.9	4.6	7.7 r	5.7 r	8.1 r	158.7	38.2	45.2	41.6 r	45.5 r	47.1 r
Micronesia	868	....	....	....	0.0 e	0.0 e	0.0 e	....	....	....	....	....	....
Mongolia	948	....	....	....	....	....	....	0.1	0.0	0.0	0.0 r	0.0 r	0.0 r
Myanmar	518	0.9	0.0	....	0.0 r	0.0 r	0.0 r	0.8	0.3	0.3	0.2 r	0.2 r	0.2 r



# Peru (293)

In Millions of U.S. Dollars

		Exports (FOB)						Imports (FOB)					
		2015	2015Q3	2015Q4	2016Q1	2016Q2	2016Q3	2015	2015Q3	2015Q4	2016Q1	2016Q2	2016Q3
Nauru	836	....	....	....	....	....	....	0.0	....	....	0.0 r	0.0 r	0.0 r
Nepal	558	0.0	0.0	0.0	0.0 r	0.0 r	0.0 r	0.1	0.0	0.0	0.0 r	0.0 r	0.0 r
Palau	565	....	....	....	0.0 e	0.0 e	0.0 e	....	....	....	....	....	....
Papua New Guinea	853	....	....	....	....	....	....	0.0	0.0	....	0.0 r	0.0 r	0.0 r
Philippines	566	57.2	54.0	0.7	0.3 r	0.3 r	0.3 r	61.8	18.6	15.4	15.1 r	15.1 r	16.0 r
Samoa	862	0.3	0.3	....	0.2 r	0.2 r	0.3 r	....	....	....	....	....	....
Sri Lanka	524	1.8	0.3	0.9	0.3 r	0.5 r	0.8 r	23.0	4.5	6.8	3.1 r	3.8 r	5.5 r
Thailand	578	67.4	11.5	24.1	45.3 r	16.4 r	15.4 r	620.7	153.8	145.1	214.5 r	192.8 r	166.2 r
Tonga	866	....	....	....	....	....	....	0.0	0.0	....	0.0 r	0.0 r	0.0 r
Vanuatu	846	0.1	....	....	0.0 r	0.1 r	0.1 r	....	....	....	....	....	....
Vietnam	582	73.7	36.8	18.1	15.1 r	16.2 r	18.9 r	340.9	78.5	88.1	79.1 r	79.1 r	83.9 r
Asia n.s.	598	1.9	0.2	0.2	0.2 r	0.2 r	0.2 r	0.1	0.0	0.1	0.1 r	0.1 r	0.1 r
<b>Europe</b>	170	<b>300.7</b>	<b>92.9</b>	<b>64.4</b>	<b>61.7</b>	<b>52.2</b>	<b>50.7</b>	<b>737.4</b>	<b>205.7</b>	<b>177.5</b>	<b>74.2</b>	<b>97.0</b>	<b>77.6</b>
<b>Emerg. &amp; Dev. Europe</b>	903	<b>205.3</b>	<b>75.1</b>	<b>37.6</b>	<b>27.6</b>	<b>23.4</b>	<b>24.8</b>	<b>395.8</b>	<b>81.7</b>	<b>100.8</b>	<b>61.2</b>	<b>74.6</b>	<b>60.0</b>
Albania	914	0.3	0.1	0.0	0.0 r	0.0 r	0.1 r	0.1	0.0	0.0	0.0 r	0.0 r	0.0 r
Bosnia and Herzegovina	963	0.0	0.0	....	0.0 r	0.0 r	0.0 r	0.8	0.3	0.1	0.1 r	0.1 r	0.1 r
Bulgaria	918	159.0	63.7	27.4	17.7 r	11.7 r	16.1 r	7.6	1.8	1.6	1.6 r	2.9 r	2.1 r
Croatia	960	0.5	0.3	0.1	0.1 r	0.1 r	0.0 r	1.7	0.3	0.4	0.3 r	2.6 r	1.0 r
Faroe Islands	816	....	....	....	....	....	....	0.0	....	0.0	....	....	....
Gibraltar	823	0.0	....	....	0.0 r	0.0 r	0.1 r	....	....	....	....	....	....
Hungary	944	1.6	0.3	0.9	0.5 r	0.8 r	0.7 r	50.3	10.2	22.1	12.6 r	10.6 r	11.0 r
Macedonia, FYR	962	0.0	....	....	0.0 r	0.0 r	0.0 r	0.1	0.0	0.0	0.0 r	0.0 r	0.0 r
Montenegro	943	....	....	....	....	....	....	0.0	0.0	0.0	0.0 r	0.0 r	0.0 r
Poland	964	9.7	2.2	2.6	2.9 r	2.4 r	1.8 r	75.9	13.0	31.2	27.4 r	42.1 r	26.9 r
Romania	968	1.7	0.5	0.5	0.4 r	0.5 r	0.3 r	22.8	5.7	4.8	4.8 r	4.3 r	5.2 r
Serbia, Republic of	942	0.1	0.0	0.0	0.0 r	0.0 r	0.0 r	2.7	0.4	0.4	0.6 r	0.2 r	0.6 r
Turkey	186	32.4	8.0	6.1	5.8 r	7.7 r	5.7 r	233.8	49.8	40.2	13.8 r	11.8 r	13.0 r
<b>CIS</b>	901	<b>95.4</b>	<b>17.8</b>	<b>26.8</b>	<b>34.1</b>	<b>28.8</b>	<b>25.9</b>	<b>341.5</b>	<b>124.0</b>	<b>76.6</b>	<b>12.9</b>	<b>22.4</b>	<b>17.6</b>
Armenia	911	....	....	....	....	....	....	0.1	0.0	0.0	0.0 r	0.0 r	0.0 r
Azerbaijan, Rep. of	912	0.0	....	....	0.0 r	0.0 r	0.0 r	....	....	....	....	....	....
Belarus	913	....	....	....	....	....	....	0.9	0.2	0.3	0.1 r	7.0 r	2.1 r
Georgia	915	8.9	0.1	....	....	0.0 r	0.8 r	3.4	0.9	1.0	0.9 r	0.6 r	0.2 r
Kazakhstan	916	0.0	0.0	....	0.0 r	0.0 r	0.0 r	0.2	0.0	0.1	0.1 r	0.1 r	0.1 r
Kyrgyz Republic	917	0.0	0.0	....	0.0 r	0.0 r	0.0 r	0.0	0.0	....	0.0 r	0.0 r	0.0 r
Moldova	921	....	....	....	....	....	....	0.1	0.0	0.0	0.0 r	0.0 r	0.0 r
Russian Federation	922	85.3	17.4	26.5	33.8 r	28.4 r	24.8 r	331.5	120.3	74.1	9.7 r	11.7 r	12.2 r
Tajikistan	923	....	....	....	....	....	....	0.0	....	....	0.0 r	0.0 r	0.0 r
Turkmenistan	925	....	....	....	....	....	....	0.0	0.0	....	....	....	....
Ukraine	926	1.2	0.3	0.3	0.3 r	0.3 r	0.2 r	5.3	2.6	1.1	2.2 r	3.0 r	2.8 r
Europe n.s.	884	....	....	....	....	....	....	0.0	0.0	....	0.0 r	0.0 r	0.0 r
<b>Mid East, N Africa, Pak</b>	440	<b>116.7</b>	<b>15.0</b>	<b>30.2</b>	<b>31.3</b>	<b>33.6</b>	<b>39.6</b>	<b>245.7</b>	<b>56.0</b>	<b>54.0</b>	<b>48.7</b>	<b>48.8</b>	<b>51.9</b>
Afghanistan, I.R. of	512	3.1	....	....	3.0 r	3.2 r	3.7 r	0.0	0.0	0.0	0.0 r	0.0 r	0.0 r
Algeria	612	16.6	0.1	0.1	0.1 r	0.1 r	0.1 r	0.0	....	0.0	0.0 r	0.0 r	0.0 r
Bahrain, Kingdom of	419	1.0	0.3	0.2	0.2 r	0.2 r	0.2 r	0.3	0.0	0.0	0.0 r	0.0 r	0.0 r
Djibouti	611	7.5	2.1	....	1.9 r	2.1 r	2.4 r	0.0	....	....	0.0 r	0.0 r	0.0 r
Egypt	469	8.0	1.2	1.6	1.8 r	1.8 r	2.0 r	4.3	1.1	1.1	1.2 r	1.2 r	1.3 r
Iran, I.R. of	429	0.6	0.2	0.2	0.2 r	0.2 r	0.2 r	1.9	0.0	0.8	0.8 r	0.8 r	0.8 r
Iraq	433	0.1	0.1	0.0	0.0 r	0.0 r	0.0 r	0.0	0.0	....	0.0 r	0.0 r	0.0 r
Jordan	439	1.6	0.2	0.3	0.3 r	0.5 r	1.1 r	2.3	0.4	0.3	0.0 r	0.1 r	0.4 r
Kuwait	443	1.8	0.4	0.6	0.5 r	0.5 r	0.6 r	....	....	....	....	....	....
Lebanon	446	3.1	0.4	0.9	1.0 r	1.1 r	1.3 r	0.3	0.2	0.0	0.0 r	0.0 r	0.0 r
Libya	672	0.5	0.1	....	0.1 r	0.1 r	0.2 r	....	....	....	....	....	....
Mauritania	682	0.8	0.2	0.1	0.1 r	0.1 r	0.1 r	0.0	0.0	0.0	0.0 r	0.0 r	0.0 r
Morocco	686	4.3	0.9	0.4	0.4 r	0.5 r	0.5 r	34.6	11.1	8.4	7.7 r	7.7 r	8.2 r
Oman	449	24.4	0.3	10.7	9.0 r	9.6 r	11.2 r	2.4	0.5	1.6	1.5 r	1.5 r	1.6 r
Pakistan	564	1.8	0.3	0.5	0.4 r	0.5 r	0.5 r	32.5	8.2	8.0	7.2 r	7.2 r	7.7 r
Qatar	453	0.2	0.0	0.2	0.2 r	0.2 r	0.2 r	17.0	4.3	3.7	3.3 r	3.3 r	3.5 r
Saudi Arabia	456	18.4	2.6	8.0	6.7 r	7.2 r	8.4 r	127.6	23.7	22.9	20.6 r	20.6 r	21.8 r
Somalia	726	....	....	....	....	....	....	0.0	....	0.0	0.0 r	0.0 r	0.0 r
Sudan	732	0.0	....	....	0.0 r	0.0 r	0.0 r	0.0	0.0	0.0	0.0 r	0.0 r	0.0 r

# Peru (293)

In Millions of U.S. Dollars

		Exports (FOB)						Imports (FOB)					
		2015	2015Q3	2015Q4	2016Q1	2016Q2	2016Q3	2015	2015Q3	2015Q4	2016Q1	2016Q2	2016Q3
Syrian Arab Republic	463	2.7	0.2	0.3	0.2 r	0.2 r	0.3 r	0.0	0.0	....	0.0 r	0.0 r	0.0 r
Tunisia	744	0.1	0.0	0.1	0.1 r	0.1 r	0.1 r	4.3	1.2	0.9	0.9 r	0.9 r	0.9 r
United Arab Emirates	466	20.1	5.2	6.0	5.0 r	5.4 r	6.3 r	18.1	5.1	6.0	5.4 r	5.4 r	5.8 r
West Bank and Gaza	487	....	....	....	0.1 e	0.1 e	0.1 e	....	....	....	....	....	....
Yemen, Republic of	474	0.0	....	....	0.0 r	0.0 r	0.0 r	0.0	....	0.0	0.0 r	0.0 r	0.0 r
<b>Sub-Saharan Africa</b>	<b>603</b>	<b>225.2</b>	<b>67.5</b>	<b>60.2</b>	<b>58.5</b>	<b>66.2</b>	<b>69.8</b>	<b>125.0</b>	<b>10.5</b>	<b>14.5</b>	<b>8.9</b>	<b>10.7</b>	<b>12.2</b>
Angola	614	1.5	0.3	0.2	0.2 r	0.2 r	0.2 r	0.2	....	0.1	0.1 r	0.1 r	0.1 r
Benin	638	1.1	....	0.1	0.1 r	0.1 r	0.1 r	....	....	....	....	....	....
Burkina Faso	748	0.2	0.0	0.2	0.1 r	0.2 r	0.2 r	0.1	....	....	0.1 r	0.1 r	0.1 r
Burundi	618	....	....	....	....	....	....	0.0	0.0	0.0	0.0 r	0.0 r	0.0 r
Cabo Verde	624	0.7	0.1	0.4	0.3 r	0.3 r	0.4 r	0.1	....	0.1	0.1 r	0.1 r	0.1 r
Cameroon	622	24.7	0.0	24.7	20.6 r	22.1 r	25.8 r	0.1	0.0	0.1	0.1 r	0.1 r	0.1 r
Central African Rep.	626	....	....	....	....	....	....	0.0	0.0	0.0	0.0 r	0.0 r	0.0 r
Comoros	632	....	....	....	....	....	....	0.0	....	0.0	0.0 r	0.0 r	0.0 r
Congo, Dem. Rep. of	636	0.2	0.1	0.0	0.0 r	0.0 r	0.0 r	0.0	0.0	0.0	0.0 r	0.0 r	0.0 r
Congo, Republic of	634	0.4	0.1	....	0.1 r	0.1 r	0.1 r	0.0	0.0	....	0.0 r	0.0 r	0.0 r
Côte d'Ivoire	662	....	....	....	....	....	....	0.9	0.1	0.1	0.1 r	0.1 r	0.1 r
Equatorial Guinea	642	0.7	0.1	0.2	0.2 r	0.2 r	0.3 r	0.0	0.0	....	0.0 r	0.0 r	0.0 r
Ethiopia	644	....	....	....	....	....	....	0.0	0.0	0.0	0.0 r	0.0 r	0.0 r
Gabon	646	0.1	0.0	0.1	0.1 r	0.1 r	0.1 r	0.0	....	....	....	....	....
Gambia, The	648	2.9	0.7	0.6	0.5 r	0.5 r	0.6 r	0.0	....	....	0.0 r	0.0 r	0.0 r
Ghana	652	0.1	0.1	0.0	0.0 r	0.0 r	0.0 r	0.5	....	0.0	0.0 r	0.0 r	0.0 r
Guinea	656	0.3	....	....	0.3 r	0.3 r	0.3 r	0.0	0.0	0.0	0.0 r	0.0 r	0.0 r
Guinea-Bissau	654	0.0	....	0.0	0.0 r	0.0 r	0.0 r	....	....	....	....	....	....
Kenya	664	1.5	0.6	....	0.5 r	0.6 r	0.6 r	0.1	0.0	0.0	0.0 r	0.0 r	0.0 r
Lesotho	666	....	....	....	....	....	....	0.0	0.0	0.0	0.0 r	0.0 r	0.0 r
Liberia	668	2.4	0.7	0.4	0.4 r	0.4 r	0.4 r	....	....	....	....	....	....
Madagascar	674	0.0	....	0.0	0.0 r	0.0 r	0.0 r	3.2	0.1	0.1	0.1 r	0.1 r	0.1 r
Malawi	676	0.0	....	0.0	0.0 r	0.0 r	0.0 r	0.0	0.0	....	0.0 r	0.0 r	0.0 r
Mali	678	0.0	0.0	....	0.0 r	0.0 r	0.0 r	0.0	0.0	0.0	0.0 r	0.0 r	0.0 r
Mauritius	684	1.1	0.2	0.5	0.5 r	0.5 r	0.6 r	0.7	0.3	0.2	0.0 r	0.0 r	0.0 r
Mozambique	688	0.0	0.0	....	0.0 r	0.0 r	0.0 r	0.0	....	....	0.0 r	0.0 r	0.0 r
Namibia	728	94.2	38.7	12.7	10.6 r	11.4 r	13.3 r	....	....	....	....	....	....
Niger	692	....	....	....	....	....	....	0.1	0.0	0.0	0.0 r	0.0 r	0.0 r
Nigeria	694	0.9	0.1	0.2	0.2 r	0.2 r	0.2 r	69.6	0.1	0.0	0.0 r	0.0 r	0.0 r
São Tomé & Príncipe	716	....	....	....	....	....	....	0.0	....	....	0.0 r	0.0 r	0.0 r
Senegal	722	2.1	0.8	0.5	0.3 r	0.3 r	0.4 r	0.0	0.0	0.0	0.0 r	0.0 r	0.0 r
Seychelles	718	0.6	....	....	0.5 r	0.6 r	0.7 r	0.0	0.0	0.0	0.0 r	0.0 r	0.0 r
Sierra Leone	724	1.1	0.4	....	0.3 r	0.4 r	0.4 r	0.2	0.0	0.1	0.0 r	0.0 r	0.1 r
South Africa	199	81.7	24.4	17.3	20.1 r	25.0 r	21.6 r	48.9	9.6	13.8	8.3 r	10.0 r	11.5 r
Swaziland	734	1.5	....	....	0.9 r	0.9 r	1.1 r	0.2	0.2	0.0	0.0 r	0.0 r	0.0 r
Tanzania	738	0.6	0.0	....	0.0 r	0.0 r	0.0 r	0.0	....	0.0	0.0 r	0.0 r	0.0 r
Togo	742	0.2	0.1	0.0	0.0 r	0.0 r	0.0 r	0.0	....	0.0	0.0 r	0.0 r	0.0 r
Uganda	746	0.0	0.0	0.0	0.0 r	0.0 r	0.0 r	0.1	0.0	....	0.0 r	0.0 r	0.0 r
Zambia	754	0.6	0.1	0.0	0.0 r	0.0 r	0.0 r	0.0	....	....	0.0 r	0.0 r	0.0 r
Zimbabwe	698	3.9	....	2.0	1.7 r	1.8 r	2.1 r	0.0	....	0.0	0.0 r	0.0 r	0.0 r
Africa n.s.	799	....	....	....	....	....	....	0.0	0.0	0.0	0.0 r	0.0 r	0.0 r
<b>Western Hemisphere</b>	<b>205</b>	<b>6,177.0</b>	<b>1,486.9</b>	<b>1,446.6</b>	<b>1,195.7</b>	<b>1,469.9</b>	<b>1,684.3</b>	<b>9,494.5</b>	<b>2,549.9</b>	<b>2,412.4</b>	<b>2,146.7</b>	<b>2,162.8</b>	<b>2,322.6</b>
Anguilla	312	....	....	....	0.0 e	0.0 e	0.0 e	....	....	....	....	....	....
Antigua and Barbuda	311	0.8	0.1	0.1	0.1 r	0.1 r	0.1 r	0.0	....	....	0.0 r	0.0 r	0.0 r
Argentina	213	131.1	32.0	38.5	32.7 r	34.7 r	40.2 r	856.9	274.2	203.2	171.7 r	177.1 r	192.6 r
Aruba	314	21.9	19.6	0.6	0.7 r	0.7 r	0.9 r	2.6	0.0	....	0.0 r	0.0 r	0.0 r
Bahamas, The	313	7.2	2.0	1.8	1.5 r	1.6 r	1.9 r	21.9	0.0	....	0.0 r	0.0 r	0.0 r
Barbados	316	1.3	0.4	0.3	0.2 r	0.3 r	0.3 r	0.3	0.0	0.1	0.1 r	0.1 r	0.1 r
Belize	339	0.4	0.1	0.1	0.0 r	0.0 r	0.1 r	0.0	0.0	0.0	0.0 r	0.0 r	0.0 r
Bermuda	319	0.0	....	....	0.0 r	0.0 r	0.0 r	0.0	0.0	....	0.0 r	0.0 r	0.0 r
Bolivia	218	589.9	142.5	156.3	136.0 r	153.4 r	177.5 r	386.6	119.5	114.1	88.2 r	87.5 r	91.6 r
Brazil	223	1,064.4	275.4	210.5	135.8 r	224.6 r	302.9 r	1,918.3	535.8	524.0	420.1 r	504.2 r	565.6 r
Chile	228	1,060.3	271.9	293.5	198.7 r	283.9 r	234.9 r	1,198.0	316.5	318.1	260.4 r	261.4 r	296.6 r
Colombia	233	868.6	186.2	185.9	155.9 r	163.9 r	188.3 r	1,283.0	316.8	326.5	329.0 r	326.3 r	343.9 r

# Peru (293)

In Millions of U.S. Dollars

		Exports (FOB)						Imports (FOB)					
		2015	2015Q3	2015Q4	2016Q1	2016Q2	2016Q3	2015	2015Q3	2015Q4	2016Q1	2016Q2	2016Q3
Costa Rica	238	55.4	15.5	15.0	12.3 r	13.3 r	15.6 r	24.4	7.0	5.3	4.5 r	4.7 r	5.1 r
Dominica	321	4.9	0.1	0.1	0.1 r	0.1 r	0.2 r	0.1	0.1	0.0	0.0 r	0.0 r	0.0 r
Dominican Republic	243	100.3	24.9	27.7	23.4 r	25.1 r	29.3 r	10.9	3.4	2.5	2.3 r	2.3 r	2.4 r
Ecuador	248	698.7	164.4	153.4	130.5 r	141.7 r	167.4 r	1,007.7	308.6	235.7	244.8 r	245.3 r	260.7 r
El Salvador	253	48.3	10.9	8.8	8.0 r	18.3 r	6.7 r	5.0	1.4	1.2	1.3 r	1.2 r	1.4 r
Greenland	326	0.0	....	0.0	0.0 r	0.0 r	0.0 r	0.0	0.0	....	0.0 r	0.0 r	0.0 r
Grenada	328	0.4	0.1	0.1	0.1 r	0.1 r	0.1 r	....	....	....	....	....	....
Guatemala	258	91.9	24.1	15.6	13.5 r	16.1 r	20.4 r	47.9	15.7	10.2	8.8 r	9.5 r	10.6 r
Guyana	336	2.5	0.8	0.9	0.9 r	0.9 r	0.9 r	0.1	0.1	0.0	0.0 r	0.0 r	0.0 r
Haiti	263	56.0	12.0	14.3	12.6 r	13.5 r	15.9 r	0.0	0.0	0.0	0.0 r	0.0 r	0.0 r
Honduras	268	40.3	6.9	15.0	46.0 r	49.3 r	57.6 r	7.4	2.0	1.9	0.7 r	0.7 r	0.8 r
Jamaica	343	8.7	1.6	4.0	3.4 r	3.6 r	4.2 r	1.2	0.4	0.5	0.4 r	0.4 r	0.4 r
Mexico	273	541.2	110.2	137.8	110.5 r	114.6 r	162.4 r	1,707.0	402.9	476.2	440.3 r	366.6 r	364.8 r
Montserrat	351	....	....	....	0.0 e	0.0 e	0.0 e	....	....	....	....	....	....
Netherlands Antilles	353	87.9	0.9	13.8	11.5 r	12.4 r	14.5 r	0.1	0.0	0.1	0.1 r	0.1 r	0.1 r
Nicaragua	278	22.6	6.1	6.3	5.2 r	5.6 r	6.6 r	2.8	1.0	0.7	0.6 r	0.6 r	0.7 r
Panama	283	430.1	118.9	92.6	112.3 r	144.3 r	179.2 r	99.0	19.0	31.8	31.4 r	31.4 r	31.6 r
Paraguay	288	10.5	2.8	3.0	2.5 r	2.7 r	3.2 r	201.5	47.8	35.7	32.1 r	32.1 r	34.0 r
St. Kitts and Nevis	361	1.1	0.4	0.3	0.2 r	0.3 r	0.3 r	0.0	0.0	0.0	0.0 r	0.0 r	0.0 r
St. Lucia	362	2.6	0.7	0.8	0.7 r	0.7 r	0.9 r	0.0	....	0.0	0.0 r	0.0 r	0.0 r
St. Vincent & Grens.	364	1.4	0.3	0.2	0.2 r	0.2 r	0.3 r	0.0	....	....	0.0 r	0.0 r	0.0 r
Suriname	366	2.4	1.4	0.4	0.3 r	0.4 r	0.4 r	0.0	0.0	0.0	0.0 r	0.0 r	0.0 r
Trinidad and Tobago	369	17.9	5.1	4.6	3.7 r	4.0 r	4.7 r	544.4	125.4	93.6	84.0 r	84.0 r	89.2 r
Uruguay	298	34.2	6.8	9.4	7.9 r	8.2 r	9.3 r	136.1	37.1	28.7	23.6 r	25.1 r	28.0 r
Venezuela, Rep. Bol.	299	170.4	41.5	34.2	27.5 r	30.6 r	36.8 r	29.7	13.6	2.4	2.1 r	2.1 r	2.2 r
Western Hem. n.s.	399	1.5	0.2	0.5	0.4 r	0.4 r	0.5 r	1.5	1.5	0.0	0.0 r	0.0 r	0.0 r
<b>Other Countries n.i.e</b>	910	<b>34.5</b>	<b>23.9</b>	<b>3.4</b>	<b>2.9</b>	<b>3.1</b>	<b>3.6</b>	<b>1.9</b>	<b>0.6</b>	<b>0.8</b>	<b>0.7</b>	<b>0.7</b>	<b>0.7</b>
Cuba	928	13.3	3.3	3.1	2.6 r	2.8 r	3.2 r	1.6	0.5	0.7	0.6 r	0.6 r	0.6 r
Korea, Dem. People's Rep.	954	21.2	20.6	0.3	0.3 r	0.3 r	0.4 r	0.3	0.1	0.1	0.1 r	0.1 r	0.1 r
<b>Special Categories</b>	899	<b>91.7</b>	<b>23.6</b>	<b>23.9</b>	<b>19.9 r</b>	<b>21.4 r</b>	<b>25.0 r</b>	<b>59.2</b>	<b>13.6</b>	<b>17.3</b>	<b>15.5 r</b>	<b>15.5 r</b>	<b>16.4 r</b>
<b>Countries &amp; Areas n.s.</b>	898	<b>....</b>	<b>....</b>	<b>....</b>	<b>....</b>	<b>....</b>	<b>....</b>	<b>0.3</b>	<b>....</b>	<b>....</b>	<b>0.3 r</b>	<b>0.3 r</b>	<b>0.3 r</b>
<b>Memorandum Items</b>													
Africa	605	254.5	70.9	60.9	61.1	69.1	73.1	163.9	22.8	23.9	17.6	19.4	21.4
Middle East	405	82.5	11.3	29.0	25.3	27.1	32.1	174.2	35.4	36.6	32.8	32.9	35.1
European Union	998	5,324.9	1,416.1	1,244.4	1,105.7	1,195.2	1,228.8	4,445.4	1,181.9	1,107.0	954.8	981.0	1,093.0
Export earnings: fuel	080	2,518.0	566.9	587.7	510.0	546.2	627.8	3,820.2	1,038.2	881.7	789.6	788.7	833.5
Export earnings: nonfuel	092	30,745.9	7,724.4	8,297.5	8,541.5	8,615.6	9,001.6	34,082.4	8,607.9	8,514.8	7,205.7	7,679.2	8,128.8

# Philippines (566)

In Millions of U.S. Dollars

		Exports (FOB)						Imports (CIF)					
		2015	2015Q3	2015Q4	2016Q1	2016Q2	2016Q3	2015	2015Q3	2015Q4	2016Q1	2016Q2	2016Q3
IFS World		58,636.5	15,400.4	14,365.4	13,113.0	13,721.0	14,856.5	74,644.3	20,037.8	20,104.4	19,978.1	21,394.2	21,978.6
World	001	58,648.4	15,394.2	14,367.6	13,109.0	13,723.4	14,858.4	73,354.6	21,204.5	18,353.8	20,553.6	22,015.8	22,617.8
Advanced Economies	110	44,002.8	11,187.9	11,146.9	10,121.9	10,596.3	11,472.7	41,682.1	11,783.7	10,469.9	11,461.9	12,277.3	12,613.0
Euro Area	163	6,096.5	1,518.6	1,649.1	1,296.8	1,357.6	1,469.9	6,034.6	1,558.2	1,164.0	1,756.5	1,881.5	1,932.9
Austria	122	97.0	23.3	20.8	18.7 r	19.6 r	21.2 r	74.1	18.6	40.6	30.2 r	32.3 r	33.2 r
Belgium	124	287.0	100.8	54.6	71.9 r	75.3 r	81.5 r	415.3	108.5	177.6	135.4 r	145.0 r	149.0 r
Cyprus	423	118.5	58.9	0.3	0.1 r	0.1 r	0.1 r	2.3	0.5	0.6	0.5 r	0.5 r	0.5 r
Estonia	939	4.9	1.8	1.0	0.6 r	0.6 r	0.7 r	1.1	0.1	0.6	0.2 r	0.2 r	0.2 r
Finland	172	26.3	8.1	6.6	5.6 r	5.9 r	6.4 r	192.5	76.2	27.5	105.8 r	113.3 r	116.4 r
France	132	416.2	118.8	113.4	118.7 r	124.2 r	134.5 r	1,140.3	224.3	194.3	560.3 r	600.2 r	616.6 r
Germany	134	2,646.5	631.4	702.5	561.8 r	588.1 r	636.8 r	2,761.1	705.3	386.2	407.8 r	436.8 r	448.7 r
Greece	174	7.4	0.6	3.3	1.7 r	1.8 r	1.9 r	8.4	3.4	2.6	2.8 r	3.0 r	3.0 r
Ireland	178	53.2	14.7	17.2	9.9 r	10.3 r	11.2 r	156.9	38.9	22.6	28.2 r	30.2 r	31.0 r
Italy	136	187.1	45.2	38.4	26.1 r	27.3 r	29.6 r	468.1	128.5	137.2	128.7 r	137.8 r	141.6 r
Latvia	941	0.8	0.4	0.0	0.1 r	0.2 r	0.2 r	0.6	0.2	0.2	0.2 r	0.3 r	0.3 r
Lithuania	946	3.7	1.0	0.5	0.2 r	0.2 r	0.2 r	4.8	1.0	1.0	2.1 r	2.2 r	2.3 r
Luxembourg	137	6.2	1.7	1.3	2.2 r	2.3 r	2.5 r	1.2	0.6	0.4	2.7 r	2.8 r	2.9 r
Malta	181	252.4	1.3	242.4	0.8 r	0.9 r	0.9 r	8.6	3.3	1.6	2.5 r	2.7 r	2.8 r
Netherlands	138	1,772.0	448.0	406.9	436.6 r	457.1 r	494.9 r	427.5	122.5	100.9	131.8 r	141.2 r	145.1 r
Portugal	182	20.1	6.2	6.0	8.2 r	8.6 r	9.3 r	5.3	2.2	1.3	2.1 r	2.2 r	2.3 r
Slovak Republic	936	5.4	1.4	1.0	0.7 r	0.8 r	0.8 r	1.7	0.5	0.6	0.3 r	0.3 r	0.3 r
Slovenia	961	4.6	1.1	2.6	1.5 r	1.5 r	1.7 r	8.2	1.3	4.7	15.8 r	16.9 r	17.4 r
Spain	184	187.3	53.8	30.3	31.4 r	32.9 r	35.6 r	356.7	122.5	63.4	199.4 r	213.6 r	219.4 r
Australia	193	451.2	118.8	105.6	93.1 r	97.4 r	105.5 r	853.2	229.7	153.3	136.9 r	146.6 r	150.6 r
Canada	156	563.5	143.6	126.8	143.0 r	149.7 r	162.0 r	407.9	95.0	71.9	147.3 r	157.8 r	162.1 r
China,P.R.: Hong Kong	532	6,199.4	1,662.4	1,630.9	1,373.7 r	1,438.1 r	1,557.0 r	1,999.8	599.4	517.7	723.9 r	775.4 r	796.6 r
China,P.R.: Macao	546	20.8	3.9	4.0	5.2 r	5.4 r	5.9 r	17.9	13.0	0.3	2.7 r	2.9 r	3.0 r
Czech Republic	935	124.5	23.1	22.5	23.3 r	24.4 r	26.4 r	116.0	22.9	87.8	42.8 r	45.8 r	47.1 r
Denmark	128	40.9	8.0	11.5	8.0 r	8.3 r	9.0 r	113.8	33.8	29.9	31.4 r	33.6 r	34.5 r
Iceland	176	0.1	0.0	0.0	0.0 r	0.0 r	0.0 r	0.2	0.0	0.1	0.2 r	0.2 r	0.2 r
Israel	436	45.2	9.3	14.6	17.2 r	18.0 r	19.5 r	111.1	31.0	40.8	22.4 r	24.0 r	24.7 r
Japan	158	12,381.2	3,141.8	3,066.4	2,975.8 r	3,115.2 r	3,372.9 r	7,022.9	2,050.7	2,121.0	2,191.7 r	2,347.6 r	2,411.8 r
Korea, Republic of	542	2,511.6	625.8	579.5	464.2 r	485.9 r	526.1 r	4,770.6	1,247.0	1,308.7	1,483.7 r	1,589.2 r	1,632.7 r
New Zealand	196	46.0	9.2	10.0	14.5 r	15.2 r	16.5 r	406.1	123.9	62.7	97.4 r	104.4 r	107.2 r
Norway	142	7.3	2.0	1.3	1.4 r	1.5 r	1.6 r	47.8	17.0	5.7	23.5 r	25.2 r	25.9 r
Singapore	576	3,649.5	940.4	945.3	872.5 r	913.4 r	988.9 r	5,145.7	1,313.8	1,343.4	1,316.7 r	1,410.4 r	1,448.9 r
Sweden	144	122.5	5.8	3.9	3.2 r	3.4 r	3.7 r	158.4	49.3	26.6	33.3 r	35.6 r	36.6 r
Switzerland	146	276.2	75.2	58.2	97.2 r	101.8 r	110.2 r	323.0	91.4	81.9	81.1 r	86.9 r	89.3 r
Taiwan Prov.of China	528	2,177.1	497.5	718.6	427.5 r	447.6 r	484.6 r	5,786.7	1,680.1	1,528.9	1,399.8 r	1,499.4 r	1,540.4 r
United Kingdom	112	477.8	119.7	106.3	116.5 r	122.0 r	132.1 r	426.0	146.2	108.2	143.7 r	154.0 r	158.2 r
United States	111	8,811.4	2,282.5	2,092.2	2,188.8 r	2,291.4 r	2,480.9 r	7,940.4	2,481.4	1,817.1	1,826.8 r	1,956.8 r	2,010.3 r
Emerg. & Dev. Economies	200	14,590.4	4,192.2	3,205.9	2,976.9	3,116.5	3,374.2	31,659.1	9,415.8	7,876.1	9,072.8	9,718.2	9,983.9
Emerg. & Dev. Asia	505	12,015.1	3,378.5	2,681.9	2,520.2	2,638.3	2,856.5	26,156.1	7,844.3	6,708.0	7,683.0	8,229.5	8,454.5
American Samoa	859	2.7	0.2	0.5	2.1 r	2.2 r	2.4 r	0.0	0.0	0.0	0.3 r	0.3 r	0.3 r
Bangladesh	513	22.2	3.9	3.0	2.8 r	3.0 r	3.2 r	34.8	13.2	5.5	6.8 r	7.3 r	7.5 r
Bhutan	514	0.0	0.0	0.0	....	....	....	0.0	0.0	....	....	....	....
Brunei Darussalam	516	11.6	2.6	2.3	3.1 r	3.2 r	3.5 r	6.8	3.9	0.1	0.1 r	0.1 r	0.1 r
Cambodia	522	8.7	2.3	2.8	2.8 r	2.9 r	3.2 r	14.2	3.6	5.9	6.1 r	6.5 r	6.7 r
China,P.R.: Mainland	924	6,393.1	1,969.3	1,352.5	1,270.0 r	1,329.5 r	1,439.5 r	11,915.2	3,650.3	3,050.5	3,698.1 r	3,961.2 r	4,069.5 r
Fiji	819	1.1	0.3	0.3	0.4 r	0.4 r	0.5 r	1.1	0.0	1.0	....	....	....
F.T. French Polynesia	887	2.6	0.4	0.3	0.6 r	0.7 r	0.7 r	0.0	....	0.0	....	....	....
F.T. New Caledonia	839	2.5	0.8	0.0	0.2 r	0.2 r	0.3 r	0.0	0.0	0.0	....	....	....
Guam	829	16.2	4.5	3.1	3.5 r	3.7 r	4.0 r	1.0	0.3	0.5	0.1 r	0.2 r	0.2 r
India	534	372.9	103.9	76.0	124.2 r	130.0 r	140.7 r	1,333.7	448.0	267.9	406.1 r	435.0 r	446.9 r
Indonesia	536	628.3	152.0	155.6	135.7 r	142.0 r	153.8 r	3,221.8	942.3	685.4	726.9 r	778.7 r	800.0 r
Kiribati	826	0.2	0.0	0.1	0.0 r	0.0 r	0.0 r	3.0	0.4	....	....	....	....
Lao People's Dem.Rep	544	15.6	0.1	0.2	0.2 r	0.2 r	0.2 r	0.2	0.0	0.0	0.0 r	0.0 r	0.0 r
Malaysia	548	1,198.7	305.4	281.0	254.4 r	266.3 r	288.3 r	3,481.1	1,053.2	842.1	841.1 r	900.9 r	925.6 r
Maldives	556	1.3	0.3	0.3	2.3 r	2.4 r	2.6 r	0.1	0.1	0.0	0.0 r	0.0 r	0.0 r
Mongolia	948	1.4	0.3	0.4	0.4 r	0.4 r	0.5 r	0.6	0.2	0.2	0.2 r	0.2 r	0.2 r

# Philippines (566)

In Millions of U.S. Dollars

		Exports (FOB)						Imports (CIF)					
		2015	2015Q3	2015Q4	2016Q1	2016Q2	2016Q3	2015	2015Q3	2015Q4	2016Q1	2016Q2	2016Q3
Myanmar	518	34.1	4.1	6.6	3.9 r	4.1 r	4.4 r	21.3	4.9	2.6	7.6 r	8.2 r	8.4 r
Nauru	836	0.0	....	0.0	....	....	....	0.0	0.0	....	....	....	....
Nepal	558	1.6	0.4	0.2	0.0 r	0.0 r	0.0 r	0.1	0.1	0.0	0.0 r	0.0 r	0.0 r
Palau	565	2.5	0.6	0.6	0.9 r	1.0 r	1.1 r	0.0	....	0.0	....	....	....
Papua New Guinea	853	17.9	3.7	2.0	3.0 r	3.1 r	3.3 r	123.9	6.9	28.8	18.2 r	19.5 r	20.1 r
Samoa	862	0.7	0.2	0.3	0.3 r	0.3 r	0.3 r	0.0	0.0	0.0	0.0 r	0.0 r	0.0 r
Solomon Islands	813	1.0	0.3	0.1	0.0 r	0.0 r	0.0 r	5.9	3.5	1.5	1.3 r	1.3 r	1.4 r
Sri Lanka	524	27.6	5.6	8.7	6.9 r	7.2 r	7.8 r	25.7	3.0	1.5	2.9 r	3.1 r	3.1 r
Thailand	578	2,263.4	632.2	565.8	533.7 r	558.8 r	605.0 r	4,663.6	1,355.0	1,400.6	1,479.3 r	1,584.6 r	1,627.9 r
Timor-Leste	537	0.7	0.2	0.0	0.0 r	0.0 r	0.0 r	0.0	0.0	....	....	....	....
Tonga	866	0.4	0.2	0.1	0.4 r	0.4 r	0.4 r	....	....	....	0.4 r	0.4 r	0.4 r
Tuvalu	869	0.1	0.0	0.0	....	....	....	....	....	....	....	....	....
Vanuatu	846	0.5	0.2	0.2	0.0 r	0.0 r	0.0 r	0.9	....	0.9	....	....	....
Vietnam	582	727.0	180.9	216.5	166.1 r	173.9 r	188.3 r	1,297.4	354.7	412.0	481.6 r	515.9 r	530.0 r
Asia n.s.	598	258.5	3.7	2.5	2.3 r	2.4 r	2.6 r	3.6	0.4	0.7	5.8 r	6.2 r	6.3 r
<b>Europe</b>	<b>170</b>	<b>396.3</b>	<b>109.1</b>	<b>97.3</b>	<b>107.4</b>	<b>112.4</b>	<b>121.7</b>	<b>702.9</b>	<b>173.7</b>	<b>131.7</b>	<b>86.9</b>	<b>93.1</b>	<b>95.6</b>
<b>Emerg. &amp; Dev. Europe</b>	<b>903</b>	<b>345.2</b>	<b>93.8</b>	<b>84.3</b>	<b>98.5</b>	<b>103.1</b>	<b>111.6</b>	<b>210.9</b>	<b>64.5</b>	<b>54.7</b>	<b>33.5</b>	<b>35.9</b>	<b>36.9</b>
Albania	914	0.1	0.0	....	....	....	....	0.1	0.0	0.1	0.4 r	0.5 r	0.5 r
Bosnia and Herzegovina	963	0.0	0.0	0.0	0.0 r	0.0 r	0.0 r	0.9	0.2	0.3	0.0 r	0.0 r	0.0 r
Bulgaria	918	19.5	5.8	5.6	6.7 r	7.0 r	7.6 r	36.0	3.4	15.8	8.2 r	8.8 r	9.0 r
Croatia	960	1.8	0.4	0.2	0.7 r	0.7 r	0.8 r	3.3	0.8	2.4	0.1 r	0.1 r	0.1 r
Faroe Islands	816	....	....	....	....	....	....	0.1	0.1	....	....	....	....
Gibraltar	823	0.0	....	0.0	....	....	....	....	....	....	....	....	....
Hungary	944	184.3	45.0	49.9	62.8 r	65.8 r	71.2 r	17.1	7.4	4.2	3.1 r	3.3 r	3.4 r
Macedonia, FYR	962	0.0	0.0	0.0	0.0 r	0.0 r	0.0 r	0.0	0.0	0.0	0.0 r	0.0 r	0.0 r
Montenegro	943	0.0	0.0	0.0	....	....	....	7.5	7.5	....	....	....	....
Poland	964	57.3	16.6	14.6	13.2 r	13.8 r	15.0 r	28.4	7.8	5.2	5.0 r	5.4 r	5.5 r
Romania	968	47.8	18.4	5.7	7.0 r	7.3 r	7.9 r	5.9	3.5	0.7	1.2 r	1.3 r	1.3 r
Serbia, Republic of	942	0.9	0.0	0.6	0.1 r	0.1 r	0.1 r	0.5	0.3	0.0	....	....	....
Turkey	186	33.3	7.4	7.7	8.0 r	8.3 r	9.0 r	111.1	33.4	26.0	15.5 r	16.6 r	17.0 r
<b>CIS</b>	<b>901</b>	<b>49.7</b>	<b>15.4</b>	<b>13.0</b>	<b>8.9</b>	<b>9.3</b>	<b>10.1</b>	<b>491.7</b>	<b>109.1</b>	<b>76.8</b>	<b>52.7</b>	<b>56.5</b>	<b>58.0</b>
Armenia	911	0.1	0.0	0.0	....	....	....	0.1	0.0	0.0	....	....	....
Azerbaijan, Rep. of	912	0.2	0.0	0.0	....	....	....	0.1	0.1	0.0	0.2 r	0.3 r	0.3 r
Belarus	913	0.2	0.0	0.2	0.2 r	0.2 r	0.3 r	9.2	3.2	2.1	0.1 r	0.1 r	0.1 r
Georgia	915	0.4	0.1	0.0	0.0 r	0.0 r	0.0 r	0.3	0.1	0.2	0.2 r	0.2 r	0.2 r
Kazakhstan	916	0.3	0.0	0.2	0.0 r	0.0 r	0.0 r	0.0	....	....	0.2 r	0.2 r	0.2 r
Kyrgyz Republic	917	0.0	....	....	....	....	....	0.6	0.1	0.0	....	....	....
Moldova	921	0.1	....	0.0	....	....	....	1.0	....	....	0.0 r	0.0 r	0.0 r
Russian Federation	922	45.2	14.7	11.4	7.7 r	8.1 r	8.8 r	345.5	87.6	16.2	22.7 r	24.3 r	25.0 r
Tajikistan	923	0.0	....	0.0	....	....	....	0.0	0.0	0.0	0.0 r	0.0 r	0.0 r
Turkmenistan	925	0.0	0.0	....	....	....	....	....	....	....	....	....	....
Ukraine	926	2.1	0.4	0.8	0.0 r	0.0 r	0.0 r	135.0	18.2	58.3	29.3 r	31.3 r	32.2 r
Uzbekistan	927	1.2	0.2	0.4	1.0 r	1.0 r	1.1 r	0.0	....	....	....	....	....
Europe n.s.	884	1.4	0.0	....	....	....	....	0.2	0.0	0.2	0.7 r	0.7 r	0.8 r
<b>Mid East, N Africa, Pak</b>	<b>440</b>	<b>621.0</b>	<b>155.1</b>	<b>150.2</b>	<b>132.9</b>	<b>139.1</b>	<b>150.6</b>	<b>3,858.2</b>	<b>1,169.8</b>	<b>722.3</b>	<b>960.0</b>	<b>1,028.3</b>	<b>1,056.4</b>
Afghanistan, I.R. of	512	6.3	1.6	1.7	1.4 r	1.5 r	1.6 r	1.2	0.5	0.0	0.0 r	0.0 r	0.0 r
Algeria	612	6.4	1.5	1.8	0.2 r	0.2 r	0.2 r	0.2	....	0.2	0.1 r	0.1 r	0.1 r
Bahrain, Kingdom of	419	9.1	1.9	2.0	1.4 r	1.5 r	1.6 r	6.8	3.1	0.5	0.5 r	0.6 r	0.6 r
Djibouti	611	0.9	....	0.0	....	....	....	0.0	....	0.0	....	....	....
Egypt	469	13.0	1.8	2.0	1.5 r	1.6 r	1.7 r	6.0	1.5	0.2	0.4 r	0.4 r	0.4 r
Iran, I.R. of	429	44.5	12.6	7.8	12.9 r	13.5 r	14.6 r	1.9	0.5	0.2	0.2 r	0.2 r	0.2 r
Iraq	433	4.7	1.2	1.8	0.9 r	1.0 r	1.0 r	0.0	0.0	0.0	0.0 r	0.0 r	0.0 r
Jordan	439	2.2	0.6	0.8	0.2 r	0.2 r	0.2 r	5.1	1.0	0.6	1.4 r	1.5 r	1.6 r
Kuwait	443	33.1	8.7	8.9	6.3 r	6.5 r	7.1 r	820.9	344.0	291.4	313.8 r	336.1 r	345.3 r
Lebanon	446	8.9	3.6	2.2	2.0 r	2.1 r	2.2 r	0.4	0.0	0.1	0.1 r	0.2 r	0.2 r
Libya	672	1.5	0.5	0.9	1.3 r	1.3 r	1.4 r	0.0	....	0.0	....	....	....
Mauritania	682	0.0	....	0.0	....	....	....	....	....	....	....	....	....
Morocco	686	10.2	2.0	3.1	1.9 r	1.9 r	2.1 r	6.3	2.7	2.1	0.9 r	1.0 r	1.0 r
Oman	449	4.7	1.2	1.2	4.0 r	4.2 r	4.5 r	5.9	2.0	0.8	0.6 r	0.7 r	0.7 r
Pakistan	564	61.3	14.2	11.8	13.9 r	14.6 r	15.8 r	57.8	7.9	7.2	41.2 r	44.1 r	45.3 r

# Philippines (566)

In Millions of U.S. Dollars

		Exports (FOB)						Imports (CIF)					
		2015	2015Q3	2015Q4	2016Q1	2016Q2	2016Q3	2015	2015Q3	2015Q4	2016Q1	2016Q2	2016Q3
Qatar	453	23.6	6.3	6.8	5.9 r	6.2 r	6.7 r	425.3	129.9	16.9	6.2 r	6.6 r	6.8 r
Saudi Arabia	456	73.0	19.3	20.5	17.5 r	18.3 r	19.8 r	1,996.8	524.2	345.8	487.8 r	522.5 r	536.8 r
Somalia	726	1.3	0.9	0.4	0.7 r	0.7 r	0.8 r	0.0	....	....	0.0 r	0.0 r	0.0 r
Sudan	732	2.9	1.0	0.5	0.1 r	0.1 r	0.1 r	....	....	....	....	....	....
Syrian Arab Republic	463	0.3	0.0	0.1	0.0 r	0.0 r	0.0 r	0.0	0.0	0.0	0.0 r	0.0 r	0.0 r
Tunisia	744	8.8	0.6	1.5	1.2 r	1.2 r	1.3 r	1.5	0.0	0.3	1.4 r	1.5 r	1.6 r
United Arab Emirates	466	301.3	75.5	73.5	59.5 r	62.2 r	67.4 r	522.1	152.3	56.0	104.9 r	112.4 r	115.4 r
Yemen, Republic of	474	2.9	0.2	0.9	0.2 r	0.2 r	0.2 r	0.1	0.1	....	0.5 r	0.5 r	0.5 r
<b>Sub-Saharan Africa</b>	<b>603</b>	<b>734.1</b>	<b>381.0</b>	<b>46.3</b>	<b>56.3</b>	<b>58.9</b>	<b>63.8</b>	<b>100.4</b>	<b>29.5</b>	<b>26.9</b>	<b>22.8</b>	<b>24.4</b>	<b>25.1</b>
Angola	614	0.4	0.0	0.2	0.0 r	0.0 r	0.0 r	0.9	0.3	0.0	....	....	....
Benin	638	0.3	0.3	0.0	0.0 r	0.0 r	0.0 r	....	....	....	....	....	....
Botswana	616	0.2	0.0	0.0	....	....	....	0.0	0.0	....	....	....	....
Burkina Faso	748	0.0	0.0	....	....	....	....	....	....	....	....	....	....
Burundi	618	0.0	....	....	....	....	....	0.0	0.0	....	....	....	....
Cabo Verde	624	0.0	....	....	0.0 r	0.0 r	0.0 r	0.0	....	0.0	....	....	....
Cameroon	622	3.1	0.5	1.2	0.4 r	0.4 r	0.5 r	0.1	0.0	0.0	0.1 r	0.1 r	0.1 r
Central African Rep.	626	0.0	0.0	0.0	....	....	....	0.0	0.0	....	....	....	....
Chad	628	0.0	....	0.0	....	....	....	0.1	0.1	0.0	....	....	....
Congo, Republic of	634	0.4	0.0	0.3	....	....	....	5.4	0.0	0.0	....	....	....
Côte d'Ivoire	662	1.0	0.4	0.2	0.4 r	0.4 r	0.4 r	0.3	0.0	0.1	....	....	....
Equatorial Guinea	642	0.0	....	0.0	....	....	....	0.0	0.0	....	....	....	....
Eritrea	643	0.0	....	....	....	....	....	0.1	....	....	....	....	....
Ethiopia	644	2.5	0.9	0.4	1.1 r	1.1 r	1.2 r	0.6	0.0	0.1	0.0 r	0.1 r	0.1 r
Gabon	646	0.0	0.0	0.0	....	....	....	0.2	0.1	0.0	0.0 r	0.0 r	0.0 r
Gambia, The	648	0.1	0.0	0.0	....	....	....	0.0	0.0	....	....	....	....
Ghana	652	4.1	1.1	1.5	1.2 r	1.3 r	1.4 r	0.4	0.0	0.4	0.0 r	0.0 r	0.0 r
Guinea	656	0.1	....	....	....	....	....	....	....	....	....	....	....
Guinea-Bissau	654	0.0	....	0.0	0.0 r	0.0 r	0.0 r	....	....	....	....	....	....
Kenya	664	4.5	0.9	0.6	1.8 r	1.9 r	2.1 r	10.0	0.8	0.6	1.5 r	1.6 r	1.6 r
Lesotho	666	....	....	....	....	....	....	0.1	....	0.0	....	....	....
Liberia	668	564.7	322.4	0.0	0.3 r	0.3 r	0.3 r	0.0	0.0	....	0.0 r	0.0 r	0.0 r
Madagascar	674	0.2	0.1	0.1	0.0 r	0.0 r	0.0 r	0.0	0.0	0.0	0.0 r	0.0 r	0.0 r
Malawi	676	0.0	0.0	....	....	....	....	3.4	1.4	1.6	0.7 r	0.7 r	0.7 r
Mali	678	0.0	0.0	0.0	....	....	....	0.0	....	0.0	....	....	....
Mauritius	684	1.1	0.3	0.2	0.2 r	0.2 r	0.2 r	1.7	0.8	0.6	0.7 r	0.8 r	0.8 r
Mozambique	688	0.7	0.1	0.5	0.3 r	0.3 r	0.4 r	2.4	1.0	1.4	1.4 r	1.5 r	1.5 r
Namibia	728	0.0	....	....	....	....	....	0.0	....	....	....	....	....
Niger	692	0.1	....	0.0	....	....	....	0.0	0.0	0.0	0.0 r	0.0 r	0.0 r
Nigeria	694	6.6	2.5	1.1	4.2 r	4.4 r	4.8 r	9.6	0.4	9.1	11.1 r	11.9 r	12.3 r
Rwanda	714	0.3	....	0.3	....	....	....	0.0	0.0	....	....	....	....
São Tomé & Príncipe	716	0.0	....	....	....	....	....	0.0	0.0	....	....	....	....
Senegal	722	0.4	0.0	0.2	0.1 r	0.1 r	0.1 r	0.0	....	0.0	....	....	....
Seychelles	718	0.4	0.1	0.1	0.0 r	0.0 r	0.0 r	0.2	0.0	0.2	1.3 r	1.3 r	1.4 r
Sierra Leone	724	0.1	....	0.1	0.1 r	0.2 r	0.2 r	0.0	0.0	0.0	0.0 r	0.0 r	0.0 r
South Africa	199	140.8	50.7	38.8	45.9 r	48.1 r	52.0 r	55.0	20.0	9.6	5.3 r	5.7 r	5.9 r
Swaziland	734	0.1	0.1	0.0	0.1 r	0.1 r	0.1 r	0.5	....	0.1	....	....	....
Tanzania	738	0.3	0.1	0.2	....	....	....	3.2	2.0	1.2	0.2 r	0.2 r	0.2 r
Togo	742	0.3	0.1	0.0	....	....	....	0.1	....	0.0	....	....	....
Uganda	746	0.9	0.3	0.2	0.0 r	0.0 r	0.1 r	0.1	....	0.0	....	....	....
Zambia	754	0.0	0.0	0.0	....	....	....	3.9	1.4	1.6	....	....	....
Zimbabwe	698	0.3	0.1	0.0	....	....	....	2.1	1.0	0.2	0.4 r	0.5 r	0.5 r
Africa n.s.	799	....	....	....	....	....	....	0.0	0.0	....	....	....	....
<b>Western Hemisphere</b>	<b>205</b>	<b>823.9</b>	<b>168.4</b>	<b>230.2</b>	<b>160.2</b>	<b>167.7</b>	<b>181.6</b>	<b>841.5</b>	<b>198.6</b>	<b>287.2</b>	<b>320.1</b>	<b>342.9</b>	<b>352.3</b>
Antigua and Barbuda	311	0.1	0.0	0.0	....	....	....	0.0	0.0	0.0	....	....	....
Argentina	213	48.9	10.5	12.7	18.3 r	19.1 r	20.7 r	199.5	29.6	95.4	117.2 r	125.5 r	129.0 r
Aruba	314	0.3	0.1	0.0	0.0 r	0.0 r	0.0 r	0.0	0.0	....	....	....	....
Bahamas, The	313	0.9	0.0	0.2	0.6 r	0.6 r	0.7 r	0.0	0.0	0.0	0.0 r	0.0 r	0.0 r
Barbados	316	0.2	0.0	0.0	0.0 r	0.0 r	0.1 r	0.1	0.0	0.1	....	....	....
Belize	339	0.0	....	0.0	....	....	....	0.0	....	....	....	....	....
Bermuda	319	0.1	0.0	0.0	0.0 r	0.0 r	0.0 r	0.0	0.0	0.0	....	....	....

# Philippines (566)

In Millions of U.S. Dollars

		Exports (FOB)						Imports (CIF)					
		2015	2015Q3	2015Q4	2016Q1	2016Q2	2016Q3	2015	2015Q3	2015Q4	2016Q1	2016Q2	2016Q3
Bolivia	218	0.9	0.1	0.1	0.0 r	0.0 r	0.0 r	0.1	0.0	0.1	0.1 r	0.1 r	0.1 r
Brazil	223	126.4	28.7	20.1	18.4 r	19.3 r	20.9 r	328.5	83.7	117.6	127.0 r	136.0 r	139.8 r
Chile	228	39.1	8.0	10.5	9.8 r	10.2 r	11.1 r	44.5	7.2	3.2	5.7 r	6.1 r	6.2 r
Colombia	233	19.0	3.2	5.9	4.2 r	4.4 r	4.7 r	11.7	4.3	2.7	2.8 r	3.0 r	3.1 r
Costa Rica	238	10.5	2.9	4.3	3.0 r	3.1 r	3.4 r	4.1	0.8	1.1	1.7 r	1.8 r	1.8 r
Dominica	321	0.0	....	....	....	....	....	....	....	....	....	....	....
Dominican Republic	243	6.7	2.3	1.2	0.6 r	0.6 r	0.7 r	0.4	0.0	0.3	2.7 r	2.9 r	3.0 r
Ecuador	248	2.3	1.0	0.3	0.4 r	0.4 r	0.4 r	2.7	0.6	2.1	3.5 r	3.7 r	3.8 r
El Salvador	253	1.3	0.3	0.0	0.4 r	0.4 r	0.4 r	0.1	0.0	0.0	0.0 r	0.1 r	0.1 r
Falkland Islands	323	0.0	0.0	....	....	....	....	....	....	....	....	....	....
Greenland	326	0.0	0.0	....	....	....	....	0.1	....	....	....	....	....
Grenada	328	0.0	0.0	0.0	0.0 r	0.0 r	0.0 r	0.2	0.2	....	....	....	....
Guatemala	258	1.1	0.1	0.4	0.0 r	0.0 r	0.0 r	1.2	0.8	0.1	0.1 r	0.1 r	0.1 r
Guyana	336	0.0	....	....	....	....	....	....	....	....	0.5 r	0.5 r	0.5 r
Haiti	263	0.3	0.2	....	....	....	....	0.1	0.1	0.0	0.0 r	0.0 r	0.0 r
Honduras	268	0.1	0.1	0.0	....	....	....	1.3	1.0	0.1	0.1 r	0.1 r	0.1 r
Jamaica	343	0.4	0.0	0.2	0.0 r	0.0 r	0.0 r	2.4	0.4	0.1	0.0 r	0.0 r	0.0 r
Mexico	273	449.4	97.2	151.9	83.0 r	86.8 r	94.0 r	105.4	28.0	34.6	23.5 r	25.2 r	25.9 r
Netherlands Antilles	353	7.1	1.5	1.5	0.4 r	0.5 r	0.5 r	5.7	3.9	1.9	2.8 r	3.0 r	3.0 r
Nicaragua	278	0.1	0.0	0.0	0.0 r	0.0 r	0.0 r	0.2	0.1	0.0	0.0 r	0.0 r	0.0 r
Panama	283	53.0	1.2	1.7	1.2 r	1.2 r	1.3 r	2.5	0.0	2.4	0.0 r	0.0 r	0.0 r
Paraguay	288	0.2	0.0	0.0	0.1 r	0.1 r	0.1 r	4.7	0.0	3.6	0.3 r	0.3 r	0.4 r
Peru	293	31.3	6.5	8.3	9.1 r	9.5 r	10.3 r	26.8	1.5	2.5	0.8 r	0.9 r	0.9 r
St. Kitts and Nevis	361	....	....	....	....	....	....	0.1	0.0	0.1	0.0 r	0.0 r	0.0 r
St. Vincent & Grens.	364	0.0	....	....	....	....	....	....	....	....	....	....	....
Suriname	366	0.4	0.0	0.4	0.7 r	0.8 r	0.8 r	0.1	0.0	0.0	....	....	....
Trinidad and Tobago	369	0.6	0.1	0.3	0.2 r	0.2 r	0.2 r	0.1	0.0	0.0	0.0 r	0.0 r	0.0 r
Uruguay	298	12.8	3.6	3.4	1.4 r	1.5 r	1.6 r	95.0	35.7	17.9	30.0 r	32.2 r	33.0 r
Venezuela, Rep. Bol.	299	3.2	0.7	1.8	1.4 r	1.5 r	1.6 r	0.4	0.0	0.0	0.2 r	0.2 r	0.3 r
Western Hem. n.s.	399	7.2	0.0	4.8	7.1 r	7.4 r	8.0 r	3.4	0.7	1.4	0.9 r	1.0 r	1.0 r
<b>Other Countries n.i.e</b>	<b>910</b>	<b>55.2</b>	<b>14.1</b>	<b>14.8</b>	<b>10.2</b>	<b>10.6</b>	<b>11.5</b>	<b>13.4</b>	<b>5.1</b>	<b>7.8</b>	<b>18.9</b>	<b>20.3</b>	<b>20.8</b>
Cuba	928	2.0	0.6	0.6	0.6 r	0.6 r	0.7 r	2.1	0.9	0.6	1.0 r	1.1 r	1.1 r
Korea, Dem. People's Rep.	954	53.2	13.5	14.2	9.6 r	10.0 r	10.8 r	11.3	4.1	7.1	17.9 r	19.2 r	19.7 r
<b>Countries &amp; Areas n.s.</b>	<b>898</b>	<b>....</b>	<b>....</b>	<b>....</b>	<b>....</b>	<b>....</b>	<b>....</b>	<b>0.0</b>	<b>0.0</b>	<b>....</b>	<b>....</b>	<b>....</b>	<b>....</b>
<b>Memorandum Items</b>													
Africa	605	764.6	386.9	53.6	60.3	63.1	68.4	108.4	32.2	29.5	25.2	27.0	27.7
Middle East	405	522.8	133.4	129.4	113.5	118.8	128.6	3,791.3	1,158.6	712.5	916.4	981.6	1,008.5
European Union	998	7,173.0	1,761.6	1,869.4	1,538.2	1,610.3	1,743.5	6,939.5	1,833.3	1,445.0	2,025.2	2,169.3	2,228.6
Export earnings: fuel	080	596.3	154.0	149.9	131.2	137.3	148.7	4,163.6	1,253.4	742.0	955.5	1,023.5	1,051.5
Export earnings: nonfuel	092	58,052.1	15,240.2	14,217.7	12,977.8	13,586.0	14,709.7	69,190.9	19,951.1	17,611.8	19,598.1	20,992.3	21,566.3

# Poland (964)

In Millions of U.S. Dollars

		Exports (FOB)						Imports (CIF)					
		2015	2015Q3	2015Q4	2016Q1	2016Q2	2016Q3	2015	2015Q3	2015Q4	2016Q1	2016Q2	2016Q3
IFS World		199,378.0	48,949.7	51,234.8	48,915.8	53,021.4	49,581.6	195,249.0	49,469.1	49,096.6	47,232.7	50,752.6	49,462.0
World	001	199,123.6	49,103.0	50,535.3	49,218.1	52,551.2	49,818.7	196,472.6	49,664.2	49,787.3	47,491.9	50,226.2	49,720.0
Advanced Economies	110	161,667.9	39,864.6	41,087.6	40,726.2	42,887.2	40,124.3	146,233.3	36,397.1	37,473.4	35,995.0	38,125.9	37,109.2
Euro Area	163	112,311.4	27,617.0	28,104.4	28,591.2	29,549.2	27,828.2	112,649.1	28,056.0	28,738.2	27,948.4	29,671.1	28,989.7
Austria	122	3,515.5	880.5	863.4	882.2	885.1	902.7	4,438.6	1,069.1	1,115.7	1,055.9	1,044.2	1,053.0
Belgium	124	4,344.0	1,053.7	1,007.8	1,064.0	1,134.6	1,079.4	6,488.2	1,652.2	1,575.5	1,672.0	1,918.2	1,871.3
Cyprus	423	387.2	100.6	53.4	63.9	60.1	45.7	286.2	67.4	38.9	51.5	34.7	18.9
Estonia	939	1,144.4	286.0	285.2	289.8	300.8	268.6	222.9	57.2	51.7	54.5	68.7	75.4
Finland	172	1,512.9	343.8	363.2	395.2	419.3	435.1	1,609.5	392.5	401.9	387.0	412.4	391.2
France	132	10,996.1	2,586.6	2,731.1	2,838.3	2,986.0	2,562.4	8,146.2	1,953.7	1,955.2	2,138.3	2,069.6	1,959.6
Germany	134	53,975.3	13,552.7	13,681.2	13,864.3	13,982.3	13,782.5	54,360.3	13,653.8	14,069.6	13,390.8	14,329.2	14,317.3
Greece	174	833.6	154.9	199.7	239.1	195.9	233.9	479.0	88.9	86.1	136.3	80.9	132.7
Ireland	178	693.0	176.5	181.7	187.4	202.6	162.9	1,432.0	408.6	340.7	358.2	384.6	316.7
Italy	136	9,629.8	2,305.4	2,394.4	2,466.2	2,720.1	2,211.4	10,376.1	2,521.7	2,568.4	2,475.7	2,886.7	2,601.1
Latvia	941	1,622.7	408.0	385.9	340.4	390.1	376.7	437.1	100.0	123.7	114.2	122.5	121.6
Lithuania	946	2,794.1	718.7	732.6	661.5	760.1	725.2	1,247.3	302.7	329.0	326.0	346.8	380.0
Luxembourg	137	238.3	63.3	58.6	63.0	65.4	59.2	419.8	110.5	88.7	90.1	98.7	104.3
Malta	181	58.4	16.9	9.7	11.7	10.6	13.4	43.1	10.2	15.4	11.7	11.0	8.1
Netherlands	138	8,816.9	2,157.4	2,197.7	2,217.6	2,199.9	2,175.9	11,601.0	2,938.1	3,075.2	2,821.8	2,884.1	2,952.4
Portugal	182	751.0	177.4	180.2	212.3	214.2	193.7	512.5	124.6	127.7	134.6	145.9	122.7
Slovak Republic	936	5,114.0	1,268.0	1,269.5	1,204.2	1,290.0	1,232.1	5,114.3	1,247.2	1,341.0	1,333.5	1,382.7	1,263.2
Slovenia	961	696.7	177.2	180.1	174.2	205.7	184.4	957.4	225.9	241.5	230.1	230.2	236.2
Spain	184	5,187.7	1,189.3	1,329.1	1,416.0	1,526.5	1,183.1	4,477.6	1,131.7	1,192.3	1,166.0	1,219.9	1,063.8
Australia	193	565.2	173.4	130.0	108.3	137.3	152.2	286.7	63.4	76.8	59.2	57.3	72.3
Canada	156	1,238.4	245.9	286.7	359.6	422.8	285.3	238.6	53.3	55.6	72.4	48.4	52.2
China,P.R.: Hong Kong	532	460.9	88.9	216.2	82.4	86.9	101.6	109.3	47.2	45.1	8.9	10.0	9.8
China,P.R.: Macao	546	2.5	0.5	0.9	0.5	0.7	0.5	0.0	0.0	0.0	0.0	0.1	0.0
Czech Republic	935	13,216.5	3,285.5	3,386.3	3,279.6	3,493.0	3,231.1	7,694.5	1,824.7	1,902.2	1,835.9	2,151.2	1,975.1
Denmark	128	3,354.7	813.9	843.2	885.3	941.1	868.9	2,681.8	682.7	654.5	625.4	664.8	650.0
Iceland	176	69.9	16.3	17.7	20.2	26.5	29.0	45.8	7.7	22.2	14.4	6.9	13.2
Israel	436	509.5	103.7	163.9	149.0	155.8	140.5	248.4	59.1	65.7	67.7	77.6	61.6
Japan	158	569.3	131.7	158.1	164.0	129.2	152.1	1,244.0	325.3	305.6	293.7	317.5	313.7
Korea, Republic of	542	423.6	93.4	123.2	108.7	120.6	134.1	2,623.1	629.8	682.8	640.5	625.4	655.6
New Zealand	196	74.9	20.4	23.0	19.8	57.3	32.7	33.1	6.8	10.5	26.7	26.2	15.1
Norway	142	2,726.7	731.4	676.6	511.6	780.5	594.5	1,598.9	464.8	500.6	207.6	264.0	254.8
San Marino	135	25.6	5.4	3.2	11.6	12.3	7.0	4.3	0.5	2.1	1.3	2.1	1.0
Singapore	576	868.9	397.6	318.9	124.7	267.3	93.2	885.3	317.9	246.7	211.7	113.7	71.7
Sweden	144	5,454.5	1,339.2	1,408.0	1,431.3	1,508.2	1,405.9	4,855.2	1,187.9	1,231.8	1,242.6	1,291.0	1,154.7
Switzerland	146	1,778.1	472.1	458.3	489.7	484.9	474.7	884.5	208.5	233.6	250.1	224.3	232.1
Taiwan Prov.of China	528	142.1	32.5	37.2	34.0	42.4	30.0	877.4	212.2	203.4	190.5	196.1	199.8
United Kingdom	112	13,414.3	3,263.9	3,504.3	3,169.0	3,458.8	3,345.4	5,714.9	1,392.5	1,596.7	1,327.3	1,435.3	1,452.6
United States	111	4,461.0	1,031.7	1,227.4	1,185.5	1,212.1	1,217.4	3,558.4	856.8	899.5	970.9	943.1	934.1
Vatican	187	0.0	....	0.0	0.0	0.1	0.0	0.0	0.0	0.0	0.0	0.0	0.0
Emerg. & Dev. Economies	200	36,753.1	9,106.1	9,105.8	8,310.3	9,573.0	9,625.4	49,418.7	13,044.3	12,095.5	11,300.5	11,854.4	12,493.6
Emerg. & Dev. Asia	505	3,400.6	815.9	877.9	791.7	888.8	1,171.1	18,517.0	4,986.8	4,796.5	4,639.7	4,637.2	5,025.8
American Samoa	859	0.1	....	0.0	0.0	....	0.0	0.0	0.0	....	0.0	....	0.0
Bangladesh	513	23.2	5.5	4.8	6.9	7.8	6.1	263.2	73.2	58.0	84.6	83.0	97.8
Bhutan	514	0.1	0.1	0.0	0.1	0.1	0.0	0.1	0.1	....	0.0	....	....
Brunei Darussalam	516	0.6	0.2	0.1	0.1	0.0	0.0	0.0	....	....	0.0	0.0	0.4
Cambodia	522	10.2	2.2	3.4	4.3	2.2	0.9	82.4	9.1	7.8	8.0	67.6	13.1
China,P.R.: Mainland	924	2,014.2	469.0	554.5	443.1	478.6	459.1	14,510.4	3,870.7	3,812.5	3,748.6	3,658.1	4,096.2
Fiji	819	0.1	0.0	0.0	0.0	0.0	0.3	....	....	....	....	0.0	0.0
F.T. French Polynesia	887	0.4	0.1	0.1	0.1	0.1	0.2	0.0	0.0	....	0.0	....	....
F.T. New Caledonia	839	3.1	1.0	0.5	0.6	0.8	0.9	0.0	....	....	0.0	0.0	....
Guam	829	1.0	0.0	0.9	0.0	0.0	0.0	....	....	....	....	....	....
India	534	464.0	137.7	117.2	140.0	175.8	135.7	1,347.2	399.4	321.1	390.8	397.7	386.2
Indonesia	536	105.7	24.1	22.7	24.4	29.4	27.8	353.1	87.3	88.9	85.1	85.9	69.6
Kiribati	826	0.0	....	0.0	....	....	....	....	....	....	....	....	....
Lao People's Dem.Rep	544	0.6	0.0	0.3	0.7	0.3	0.1	1.2	0.2	0.0	0.0	0.0	0.0
Malaysia	548	179.0	30.8	46.1	45.4	38.7	31.4	673.6	173.0	172.1	70.2	73.8	79.3



# Poland (964)

In Millions of U.S. Dollars

		Exports (FOB)						Imports (CIF)					
		2015	2015Q3	2015Q4	2016Q1	2016Q2	2016Q3	2015	2015Q3	2015Q4	2016Q1	2016Q2	2016Q3
Maldives	556	5.4	1.4	1.5	2.4	2.4	2.1	0.2	0.1	0.1	0.1	0.1	0.1
Marshall Islands	867	76.1	0.1	0.1	1.6	0.8	331.7	222.9	104.5	48.8	1.4	0.0	0.0
Micronesia	868	0.0	0.0	....	0.0	....	....	....	....	....	....	....	....
Mongolia	948	40.4	10.9	10.6	6.4	10.5	12.2	0.2	0.0	0.0	0.0	0.0	0.1
Myanmar	518	28.5	13.2	9.2	14.2	11.1	4.3	10.2	3.1	3.3	3.3	2.0	1.7
Nauru	836	....	....	....	....	....	....	0.1	....	....	....	....	....
Nepal	558	0.6	0.1	0.0	0.1	0.2	0.2	0.3	0.1	0.1	0.0	0.1	0.0
Palau	565	0.0	0.0	....	....	....	....	....	....	....	....	....	....
Papua New Guinea	853	0.5	0.2	0.1	0.2	0.1	0.1	0.2	0.0	....	0.1	0.0	0.0
Philippines	566	60.3	12.9	7.9	8.9	23.6	13.2	143.5	32.2	50.9	26.5	31.8	41.4
Samoa	862	0.0	....	....	....	0.0	0.0	0.0	0.0	....	0.0	....	....
Solomon Islands	813	....	....	....	....	....	0.0	....	....	....	....	....	....
Sri Lanka	524	18.2	4.9	4.7	4.9	6.3	11.8	31.4	7.1	7.8	9.0	5.9	8.5
Thailand	578	136.0	33.5	31.9	37.9	41.3	55.9	435.2	112.4	120.0	106.2	116.7	111.7
Timor-Leste	537	0.5	0.0	....	0.0	0.0	0.0	....	....	....	....	....	....
Tonga	866	0.0	....	....	....	....	0.0	....	....	....	....	....	....
Tuvalu	869	....	....	....	....	0.0	....	....	....	....	....	....	....
Vanuatu	846	2.7	1.4	0.9	0.0	1.2	4.8	1.6	....	0.5	0.0	1.1	4.6
Vietnam	582	224.2	65.4	59.5	47.0	57.1	71.3	437.5	114.2	103.6	105.9	113.3	114.7
Asia n.s.	598	5.3	1.0	0.7	2.2	0.4	0.9	2.4	0.1	1.1	0.0	0.0	0.4
<b>Europe</b>	170	<b>25,710.6</b>	<b>6,482.2</b>	<b>6,556.9</b>	<b>5,980.5</b>	<b>6,918.2</b>	<b>6,863.7</b>	<b>25,514.5</b>	<b>6,536.0</b>	<b>5,979.3</b>	<b>5,498.1</b>	<b>5,998.9</b>	<b>6,026.9</b>
<b>Emerg. &amp; Dev. Europe</b>	903	<b>14,395.4</b>	<b>3,533.4</b>	<b>3,551.9</b>	<b>3,569.0</b>	<b>3,877.6</b>	<b>3,825.2</b>	<b>7,909.8</b>	<b>1,866.3</b>	<b>2,029.6</b>	<b>2,170.4</b>	<b>2,189.6</b>	<b>2,244.4</b>
Albania	914	45.0	13.2	11.7	10.6	13.0	12.9	3.2	1.0	0.8	0.9	1.0	1.0
Bosnia and Herzegovina	963	205.8	58.9	53.6	43.2	60.6	62.0	37.8	8.4	8.6	8.4	11.3	11.2
Bulgaria	918	989.2	248.5	249.8	236.5	302.0	277.7	514.7	123.0	134.6	146.5	160.6	128.7
Croatia	960	608.6	150.3	139.7	143.8	158.4	205.3	184.3	36.8	42.7	37.8	43.4	82.0
Faroe Islands	816	7.4	2.5	0.3	31.2	1.6	0.6	22.9	4.2	9.4	38.7	4.7	4.9
Gibraltar	823	20.9	3.6	1.9	11.5	38.2	13.7	16.1	0.7	2.2	10.5	30.0	12.8
Hungary	944	5,296.4	1,350.8	1,340.3	1,280.7	1,360.0	1,347.9	3,262.4	776.3	872.9	900.5	885.6	995.9
Kosovo	967	63.2	16.2	16.2	12.3	15.5	18.9	4.8	1.3	0.6	0.1	0.4	1.3
Macedonia, FYR	962	68.3	17.4	18.8	16.7	20.0	20.8	26.2	5.2	6.9	5.5	9.4	5.7
Montenegro	943	21.4	6.4	4.2	25.8	6.7	7.7	8.7	2.2	2.3	1.9	2.9	1.6
Romania	968	3,286.2	854.3	873.7	838.3	879.7	949.9	1,400.6	351.0	337.8	383.4	389.4	412.1
Serbia, Republic of	942	682.9	143.2	155.3	185.6	213.6	188.2	234.5	60.4	59.2	64.6	69.9	69.7
Turkey	186	3,099.9	668.0	686.5	732.9	808.2	719.6	2,193.5	495.9	551.6	571.7	581.0	517.6
<b>CIS</b>	901	<b>11,312.3</b>	<b>2,947.8</b>	<b>3,004.5</b>	<b>2,411.1</b>	<b>3,040.1</b>	<b>3,037.5</b>	<b>17,604.7</b>	<b>4,669.7</b>	<b>3,949.7</b>	<b>3,327.7</b>	<b>3,809.4</b>	<b>3,782.4</b>
Armenia	911	54.9	21.6	15.5	9.6	9.9	9.1	15.3	5.7	3.4	3.7	6.2	4.1
Azerbaijan, Rep. of	912	120.5	33.2	23.5	10.4	14.9	19.4	14.3	2.5	4.0	2.4	2.5	35.0
Belarus	913	1,324.0	337.2	355.3	298.2	375.5	322.8	827.8	189.9	177.0	232.0	204.9	208.8
Georgia	915	86.9	21.8	24.6	21.3	25.9	28.1	33.2	13.6	16.0	1.6	1.9	2.0
Kazakhstan	916	400.6	104.1	90.2	61.0	92.7	87.3	933.9	259.0	196.0	88.4	134.3	145.5
Kyrgyz Republic	917	24.5	5.0	6.2	3.1	4.9	3.7	3.9	1.9	0.6	0.5	0.5	0.4
Moldova	921	153.0	42.1	42.6	30.3	38.1	44.7	63.6	15.5	20.8	11.4	11.8	16.6
Russian Federation	922	5,681.1	1,484.3	1,424.6	1,208.1	1,554.8	1,508.3	14,004.6	3,697.0	3,085.5	2,550.3	2,959.4	2,858.9
Tajikistan	923	11.1	3.2	3.1	1.0	2.0	3.7	0.8	0.3	0.2	0.0	0.1	0.0
Turkmenistan	925	48.2	18.9	10.2	9.9	17.9	12.3	1.7	0.3	0.3	0.6	1.0	1.0
Ukraine	926	3,296.4	850.6	978.9	738.2	875.6	978.4	1,681.6	477.9	439.8	430.1	480.6	503.7
Uzbekistan	927	111.1	25.8	29.9	20.2	27.9	19.6	24.1	6.0	6.1	6.7	6.1	6.5
Europe n.s.	884	2.9	1.0	0.4	0.4	0.5	1.1	0.0	0.0	0.0	0.0	0.0	0.0
<b>Mid East, N Africa, Pak</b>	440	<b>3,395.8</b>	<b>676.6</b>	<b>756.9</b>	<b>808.3</b>	<b>857.5</b>	<b>792.7</b>	<b>1,446.3</b>	<b>347.5</b>	<b>387.1</b>	<b>344.5</b>	<b>314.5</b>	<b>677.4</b>
Afghanistan, I.R. of	512	9.4	1.4	2.0	1.4	1.6	1.2	0.1	0.0	0.0	0.1	0.0	0.0
Algeria	612	330.5	90.3	62.2	70.0	70.8	89.3	36.9	4.3	8.3	3.1	1.7	6.1
Bahrain, Kingdom of	419	19.8	6.5	3.9	7.0	6.2	5.2	4.4	1.1	1.3	2.5	1.1	2.0
Djibouti	611	9.1	3.0	2.1	2.1	1.7	1.8	....	....	....	....	0.0	0.0
Egypt	469	390.2	54.9	99.4	120.5	92.6	80.7	67.3	16.3	17.2	20.6	17.9	20.5
Iran, I.R. of	429	49.8	9.9	19.0	13.2	21.0	21.3	16.9	3.0	5.6	5.1	10.4	101.1
Iraq	433	187.8	55.5	34.6	19.2	19.6	17.3	675.5	164.9	151.2	79.2	61.0	80.2
Jordan	439	94.3	21.0	27.7	21.9	53.4	17.0	0.3	0.1	0.1	0.2	0.2	0.2
Kuwait	443	70.2	16.5	19.7	14.3	16.2	17.5	0.4	0.1	0.3	0.4	0.2	0.3
Lebanon	446	67.5	18.5	17.5	17.7	13.3	19.2	4.9	1.8	2.7	0.9	1.3	0.9

# Poland (964)

In Millions of U.S. Dollars

		Exports (FOB)						Imports (CIF)					
		2015	2015Q3	2015Q4	2016Q1	2016Q2	2016Q3	2015	2015Q3	2015Q4	2016Q1	2016Q2	2016Q3
Libya	672	47.1	7.4	11.1	8.4	9.0	5.4	0.0	....	0.0	0.1	0.0	....
Mauritania	682	20.4	1.1	7.4	1.3	2.0	1.2	....	....	....	....	....	0.1
Morocco	686	318.4	61.4	68.8	82.3	86.9	75.9	114.6	36.6	25.7	26.1	19.8	30.5
Oman	449	41.9	8.9	10.0	9.0	11.2	12.3	9.4	2.2	1.6	5.3	2.3	2.3
Pakistan	564	98.8	22.2	25.5	21.2	37.4	23.5	124.9	34.6	35.0	30.9	34.4	34.8
Qatar	453	49.3	10.9	15.8	20.5	16.8	20.6	10.8	2.7	3.4	4.1	38.8	124.9
Saudi Arabia	456	634.1	125.0	149.0	166.7	160.1	176.1	142.4	19.5	85.2	110.4	41.8	215.0
Somalia	726	1.1	0.3	0.4	0.1	0.2	0.1	0.0	....	....	....	0.0	0.0
Sudan	732	35.3	1.9	1.8	2.1	1.6	7.1	2.5	0.7	0.1	0.5	24.8	0.4
Syrian Arab Republic	463	8.2	1.1	2.1	2.7	1.1	1.0	0.6	0.1	0.2	0.2	0.0	0.1
Tunisia	744	118.2	24.5	31.7	31.7	29.6	45.7	112.4	26.8	27.6	29.8	28.8	25.0
United Arab Emirates	466	777.3	129.5	141.0	169.4	192.5	147.8	119.9	31.9	21.4	24.6	29.3	32.8
West Bank and Gaza	487	6.3	1.3	1.5	2.1	3.0	2.5	2.2	0.9	0.3	0.5	0.6	0.3
Yemen, Republic of	474	10.6	3.3	2.6	3.5	9.7	3.1	0.0	....	....	....	....	....
<b>Sub-Saharan Africa</b>	<b>603</b>	<b>1,570.5</b>	<b>313.9</b>	<b>384.6</b>	<b>306.8</b>	<b>383.3</b>	<b>320.1</b>	<b>876.9</b>	<b>230.4</b>	<b>203.2</b>	<b>197.4</b>	<b>232.0</b>	<b>179.7</b>
Angola	614	27.7	5.0	9.4	6.9	4.5	4.8	8.4	5.7	0.7	0.4	0.7	0.7
Benin	638	44.6	8.5	6.0	3.2	11.1	3.6	....	....	....	....	0.0	0.0
Botswana	616	0.5	0.1	0.1	0.2	0.3	1.2	0.0	....	0.0	....	0.0	0.0
Burkina Faso	748	55.8	21.2	3.1	0.3	1.6	0.5	0.9	0.3	0.0	....	0.3	0.1
Burundi	618	0.3	0.1	0.0	0.0	0.0	0.1	0.9	0.1	0.2	0.8	0.2	0.1
Cabo Verde	624	1.1	0.4	0.3	0.2	0.2	0.5	0.0	....	0.0	0.0	0.0	....
Cameroon	622	14.7	2.0	5.1	4.0	4.9	2.7	4.6	1.0	1.1	0.5	0.6	0.7
Central African Rep.	626	0.7	0.1	0.1	0.1	0.1	0.2	0.2	0.0	0.0	0.0	0.0	0.0
Chad	628	6.9	1.6	1.6	0.9	0.8	0.3	....	....	....	0.0	....	....
Comoros	632	0.4	0.1	0.2	0.2	0.2	0.3	0.1	....	0.1	0.0	....	....
Congo, Dem. Rep. of	636	7.9	1.3	1.4	2.6	4.4	1.4	0.5	0.1	0.0	....	....	....
Congo, Republic of	634	54.5	11.2	21.5	3.6	6.0	7.8	17.5	0.1	0.2	0.1	0.5	0.7
Côte d'Ivoire	662	17.9	3.5	3.6	5.3	4.3	6.4	159.2	45.7	34.6	29.1	30.8	28.2
Equatorial Guinea	642	2.8	0.7	0.5	0.2	0.4	0.4	0.0	....	0.0	0.0	....	0.0
Eritrea	643	0.5	0.0	....	0.0	0.0	....	....	....	....	....	....	....
Ethiopia	644	52.8	5.3	11.0	19.4	1.9	28.8	1.5	0.4	0.2	0.2	0.1	0.0
Gabon	646	9.7	2.8	2.7	2.5	2.0	2.3	9.7	1.5	5.6	18.5	0.7	1.0
Gambia, The	648	5.3	0.7	0.7	1.5	0.9	1.1	0.0	0.0	0.0	0.0	0.0	0.0
Ghana	652	36.1	8.4	13.0	8.6	9.3	9.2	36.7	6.8	13.2	10.2	10.0	7.5
Guinea	656	17.2	4.8	4.2	7.0	5.5	5.5	4.2	1.1	1.0	0.7	1.3	0.6
Guinea-Bissau	654	2.3	0.5	0.2	1.4	0.3	0.6	....	....	....	....	0.0	....
Kenya	664	79.1	6.7	17.9	15.1	7.5	12.7	22.9	5.2	8.0	6.6	4.4	4.6
Lesotho	666	0.3	0.0	0.2	0.0	0.0	0.0	0.0	....	0.0	0.0	....	....
Liberia	668	264.4	38.4	67.0	16.1	110.1	29.4	291.7	76.9	57.2	44.4	89.7	32.4
Madagascar	674	1.5	0.2	0.5	0.4	0.6	0.4	0.4	0.0	0.2	0.1	0.1	0.0
Malawi	676	1.5	0.4	0.3	0.4	0.6	1.5	14.4	2.6	6.1	1.8	0.8	0.8
Mali	678	5.8	1.5	1.7	1.5	2.1	1.6	0.0	....	....	0.0	....	0.0
Mauritius	684	6.6	1.3	2.5	1.3	1.7	2.5	5.2	1.0	1.3	1.7	1.9	1.6
Mozambique	688	19.8	2.2	2.1	15.1	9.3	5.9	31.2	3.7	7.3	8.2	14.8	6.5
Namibia	728	1.8	0.2	0.2	0.1	0.1	0.1	1.2	0.4	0.4	0.2	0.4	0.4
Niger	692	3.3	1.0	1.2	0.2	0.5	0.6	0.0	0.0	0.0	0.0	0.0	....
Nigeria	694	117.0	17.6	46.5	18.1	19.4	19.7	16.0	4.9	2.3	4.4	5.3	31.0
Rwanda	714	1.7	0.4	0.1	1.3	0.0	0.5	2.3	0.9	0.5	0.2	0.2	0.5
São Tomé & Príncipe	716	0.0	....	....	0.0	0.0	0.1	0.0	0.0	....	0.0	....	....
Senegal	722	43.5	4.7	11.9	11.7	15.9	10.1	25.0	8.3	5.7	9.8	8.1	2.9
Seychelles	718	0.6	0.2	0.1	0.4	0.8	0.2	0.5	0.0	0.5	....	0.4	0.0
Sierra Leone	724	3.2	0.9	0.7	0.8	0.6	0.6	0.1	0.0	0.0	0.0	0.0	0.0
South Africa	199	577.8	138.3	135.9	137.5	138.1	142.9	150.8	42.5	39.3	30.9	44.9	46.3
South Sudan, Rep. of	733	0.2	0.1	0.0	0.0	0.1	....	....	....	....	....	....	....
Swaziland	734	0.0	0.0	0.0	0.0	0.0	0.0	0.0	....	....	....	....	0.0
Tanzania	738	24.8	2.2	2.9	4.3	10.5	2.1	30.1	1.3	11.2	11.8	3.0	1.0
Togo	742	15.8	4.8	3.5	5.6	3.7	3.7	0.9	0.8	....	1.4	3.7	....
Uganda	746	36.5	13.1	3.8	5.7	2.6	4.9	16.1	3.9	4.2	2.3	3.3	2.9
Zambia	754	2.9	0.7	0.7	0.4	0.5	0.8	0.6	0.0	0.3	0.0	2.7	0.0
Zimbabwe	698	2.8	0.2	0.1	2.3	0.1	2.0	22.9	15.0	1.5	13.4	3.4	9.2

# Poland (964)

In Millions of U.S. Dollars

		Exports (FOB)						Imports (CIF)					
		2015	2015Q3	2015Q4	2016Q1	2016Q2	2016Q3	2015	2015Q3	2015Q4	2016Q1	2016Q2	2016Q3
Africa n.s.	799	0.0	....	....	0.0	....	0.0	0.0	....	....	....	....	0.0
<b>Western Hemisphere</b>	<b>205</b>	<b>2,675.6</b>	<b>817.4</b>	<b>529.4</b>	<b>423.0</b>	<b>525.2</b>	<b>477.8</b>	<b>3,064.0</b>	<b>943.6</b>	<b>729.4</b>	<b>620.9</b>	<b>671.7</b>	<b>583.9</b>
Anguilla	312	0.0	0.0	....	0.0	....	0.0	0.0	....	....	....	....	....
Antigua and Barbuda	311	110.3	37.4	30.0	46.9	18.8	45.9	107.8	28.6	33.9	32.8	14.8	51.9
Argentina	213	93.6	16.5	17.9	17.0	17.0	24.9	557.2	161.9	125.7	174.3	156.9	146.4
Aruba	314	0.4	0.1	0.1	0.1	0.1	0.2	....	....	....	0.0	....	0.0
Bahamas, The	313	821.1	353.4	94.1	69.4	110.2	24.3	748.7	297.8	76.3	65.2	108.3	38.0
Barbados	316	18.3	0.2	0.1	3.4	0.1	0.1	17.7	0.0	0.0	6.7	0.0	0.0
Belize	339	2.1	0.7	0.6	0.5	0.7	0.1	0.0	0.0	....	....	....	....
Bermuda	319	0.1	0.0	0.0	0.0	0.0	0.1	0.0	....	0.0	0.0	0.0	0.0
Bolivia	218	6.9	1.7	1.1	1.0	0.6	1.1	2.8	0.5	2.1	3.0	0.2	0.5
Brazil	223	397.2	97.5	83.9	79.2	101.9	93.1	700.3	246.4	152.6	119.6	182.1	127.1
Chile	228	93.9	18.5	26.2	19.2	23.4	29.7	84.9	20.0	32.0	30.1	30.2	19.7
Colombia	233	65.1	14.7	18.2	19.2	26.9	27.6	29.3	8.8	9.3	13.5	13.2	9.4
Costa Rica	238	12.1	3.4	2.8	2.3	2.5	3.9	6.7	1.5	1.8	2.1	2.3	1.4
Curacao	354	4.8	3.5	0.6	0.3	0.4	4.8	4.0	0.0	0.0	....	0.2	0.0
Dominica	321	0.4	0.0	0.0	0.0	0.2	0.1	0.0	0.0	0.0	19.0	0.0	....
Dominican Republic	243	9.6	1.6	3.7	1.8	2.1	3.7	7.3	1.6	1.6	0.8	1.2	1.9
Ecuador	248	9.8	2.6	1.9	3.1	2.8	3.4	96.7	22.3	26.8	33.2	29.8	26.1
El Salvador	253	1.3	0.6	0.3	0.9	0.7	0.8	0.1	0.0	0.0	0.0	0.0	0.0
Falkland Islands	323	0.0	0.0	....	....	0.0	0.0	....	....	....	....	....	....
Greenland	326	0.6	0.1	0.0	10.5	0.5	11.4	2.8	1.0	0.5	0.2	0.0	1.3
Grenada	328	0.1	0.0	....	0.0	0.0	0.0	0.1	....	....	0.1	....	....
Guatemala	258	4.4	1.3	1.2	0.8	1.5	2.0	11.7	2.5	6.1	0.7	0.7	0.5
Guyana	336	2.5	0.2	0.3	0.6	0.3	1.0	0.8	0.8	....	0.1	0.0	0.7
Haiti	263	3.4	0.7	1.1	1.4	1.5	1.0	0.0	0.0	0.0	0.0	0.0	0.0
Honduras	268	1.6	0.6	0.3	0.7	1.0	0.6	1.3	0.2	0.2	0.9	1.2	1.1
Jamaica	343	2.3	0.7	0.3	0.3	0.9	0.6	0.0	0.0	0.0	0.0	0.0	0.0
Mexico	273	653.8	199.6	118.8	109.7	156.4	141.3	279.8	78.8	72.6	71.1	58.2	56.4
Nicaragua	278	2.4	0.3	0.6	0.2	0.2	0.3	5.3	1.2	0.9	0.6	2.0	2.5
Panama	283	109.9	6.3	43.3	9.0	8.0	33.1	110.5	0.0	65.1	0.0	0.1	24.6
Paraguay	288	6.4	1.1	2.1	0.8	1.5	1.5	143.2	46.4	36.0	30.1	46.9	52.8
Peru	293	51.4	17.7	14.3	11.4	19.0	12.9	14.1	2.4	3.0	3.4	2.8	2.2
Sint Maarten	352	0.3	0.0	0.1	0.9	0.0	0.0	....	....	....	....	....	0.0
St. Kitts and Nevis	361	0.1	0.0	0.0	0.0	3.6	0.0	20.2	0.0	20.2	....	9.0	0.1
St. Lucia	362	0.3	0.0	0.2	0.0	0.1	0.1	....	....	....	0.0	....	0.0
St. Vincent & Grens.	364	27.2	4.5	0.1	1.8	1.5	0.6	6.0	4.4	....	1.7	1.2	5.1
Suriname	366	6.8	2.3	1.7	0.8	1.4	1.4	0.0	0.0	0.0	0.0	0.0	0.0
Trinidad and Tobago	369	2.9	0.7	1.1	1.0	0.5	0.7	0.1	0.0	0.0	0.0	0.0	0.0
Uruguay	298	7.4	1.9	2.1	2.8	4.0	3.5	32.4	9.1	8.1	6.9	5.9	9.6
Venezuela, Rep. Bol.	299	91.1	26.0	14.3	5.4	11.6	1.2	23.3	7.1	5.6	4.8	4.3	4.3
Western Hem. n.s.	399	54.0	1.1	45.7	0.8	3.0	1.1	49.0	0.0	49.0	0.0	0.0	....
<b>Other Countries n.i.e</b>	<b>910</b>	<b>55.9</b>	<b>14.0</b>	<b>15.8</b>	<b>18.5</b>	<b>13.7</b>	<b>5.3</b>	<b>3.6</b>	<b>0.3</b>	<b>0.2</b>	<b>0.3</b>	<b>0.1</b>	<b>0.0</b>
Cuba	928	54.8	13.3	15.3	18.4	13.7	5.3	0.0	0.0	0.0	0.0	0.0	0.0
Korea, Dem. People's Rep.	954	1.2	0.6	0.4	0.0	0.0	0.0	3.6	0.3	0.1	0.3	0.1	0.0
<b>Special Categories</b>	<b>899</b>	<b>113.3</b>	<b>25.9</b>	<b>23.6</b>	<b>13.9</b>	<b>16.9</b>	<b>11.1</b>	<b>4.6</b>	<b>0.4</b>	<b>3.2</b>	<b>0.0</b>	<b>0.1</b>	<b>0.0</b>
<b>Countries &amp; Areas n.s.</b>	<b>898</b>	<b>533.5</b>	<b>92.5</b>	<b>302.6</b>	<b>149.2</b>	<b>60.4</b>	<b>52.5</b>	<b>812.4</b>	<b>222.1</b>	<b>215.1</b>	<b>196.1</b>	<b>245.7</b>	<b>117.2</b>
<b>Memorandum Items</b>													
Africa	605	2,403.5	496.4	558.9	496.3	575.9	541.2	1,143.2	298.8	264.8	257.0	307.1	241.8
Middle East	405	2,454.4	470.4	555.0	596.1	625.8	546.9	1,055.1	244.5	290.5	253.9	205.0	580.4
European Union	998	157,931.9	38,923.6	39,849.7	39,855.7	41,650.5	39,460.3	138,957.4	34,430.8	35,511.3	34,447.8	36,692.4	35,840.7
Export earnings: fuel	080	8,864.3	2,189.3	2,136.4	1,852.6	2,289.1	2,212.4	16,174.8	4,239.6	3,616.7	2,954.3	3,338.6	3,679.2
Export earnings: nonfuel	092	190,259.3	46,913.7	48,398.9	47,365.5	50,262.1	47,606.2	180,297.8	45,424.6	46,170.6	44,537.6	46,887.7	46,040.8

# Portugal (182)

In Millions of U.S. Dollars

		Exports (FOB)						Imports (CIF)					
		2015	2015Q3	2015Q4	2016Q1	2016Q2	2016Q3	2015	2015Q3	2015Q4	2016Q1	2016Q2	2016Q3
IFS World		55,259.6	13,515.8	13,690.1	13,194.5	14,495.4	13,825.0	66,875.5	16,562.0	16,637.9	15,864.5	17,417.4	16,770.8
World	001	55,259.6	13,515.8	13,690.1	13,174.1	14,495.4	13,830.6	66,875.5	16,562.0	16,637.9	15,864.5	17,417.4	16,830.0
Advanced Economies	110	43,401.7	10,591.1	10,765.5	10,886.5	11,963.1	11,089.2	52,590.3	12,948.8	13,241.1	12,776.4	13,970.2	13,185.0
Euro Area	163	33,733.6	8,144.6	8,352.6	8,561.3	9,314.0	8,628.3	46,314.5	11,420.6	11,718.9	11,193.3	12,240.8	11,682.0
Austria	122	313.8	86.5	84.6	85.4	93.3	71.1	334.2	81.3	89.4	84.1	92.5	78.3
Belgium	124	1,258.3	315.0	307.6	364.7	337.9	331.1	1,880.4	459.8	451.7	457.2	478.9	470.9
Cyprus	423	40.9	11.6	11.5	9.3	12.0	8.7	6.7	1.5	1.2	1.0	1.6	1.3
Estonia	939	23.2	5.3	6.6	6.1	7.4	5.6	25.7	4.0	4.8	5.4	8.6	5.0
Finland	172	245.5	70.2	50.2	46.6	65.1	58.9	183.0	46.4	36.6	36.4	38.1	44.5
France	132	6,688.8	1,581.6	1,706.6	1,762.4	1,894.7	1,676.4	4,946.0	1,183.7	1,221.8	1,279.8	1,389.9	1,220.6
Germany	134	6,529.8	1,590.4	1,536.2	1,571.5	1,776.0	1,590.4	8,615.0	2,089.1	2,175.7	2,156.3	2,422.2	2,210.8
Greece	174	145.5	33.0	33.9	35.0	36.2	32.3	140.3	38.2	34.8	42.7	34.6	45.5
Ireland	178	263.2	57.6	65.7	95.4	109.5	87.6	565.3	129.0	127.8	144.9	145.8	147.3
Italy	136	1,758.6	400.1	472.2	459.3	498.6	429.1	3,616.2	845.8	941.5	886.9	956.8	887.6
Latvia	941	22.8	5.5	5.6	5.7	6.6	6.5	16.1	4.0	1.8	2.4	2.1	3.8
Lithuania	946	44.0	11.1	15.5	10.9	10.5	7.6	78.1	21.6	13.6	17.3	17.1	19.3
Luxembourg	137	95.3	19.2	26.1	22.8	23.4	25.0	129.4	29.8	36.4	23.1	42.0	28.0
Malta	181	31.0	6.0	10.9	5.5	9.8	4.6	18.6	4.0	4.6	4.2	5.5	4.4
Netherlands	138	2,209.6	540.9	546.7	536.6	499.3	529.7	3,414.9	852.9	849.1	807.1	883.8	875.3
Slovak Republic	936	184.9	52.1	49.3	53.4	63.9	64.6	206.6	39.9	57.2	56.2	57.5	50.2
Slovenia	961	29.1	7.7	7.9	7.8	7.8	8.2	50.2	12.4	12.4	13.3	15.5	14.9
Spain	184	13,849.5	3,350.8	3,415.6	3,482.7	3,861.9	3,691.0	22,087.6	5,577.2	5,658.6	5,175.0	5,648.4	5,574.4
Australia	193	119.8	31.9	31.3	32.4	31.9	33.7	40.2	3.9	3.8	3.0	3.2	5.3
Canada	156	396.4	83.8	82.4	86.0	81.2	78.6	79.7	9.2	36.5	49.3	31.3	41.8
China,P.R.: Hong Kong	532	143.8	31.0	34.7	37.0	40.6	37.0	27.1	7.0	7.7	6.5	8.7	11.4
China,P.R.: Macao	546	29.3	7.5	7.6	6.9	19.8	6.1	0.6	0.1	0.1	0.1	0.3	0.6
Czech Republic	935	348.2	91.4	80.8	86.5	94.2	76.6	522.6	117.4	125.0	136.7	147.9	117.4
Denmark	128	339.6	85.7	85.9	89.6	90.0	97.3	289.4	70.4	86.3	63.3	73.6	92.3
Iceland	176	14.8	3.2	1.7	4.4	5.6	4.5	8.4	0.5	0.7	7.1	0.4	0.5
Israel	436	124.7	31.6	41.5	32.9	44.2	44.3	127.9	35.5	31.7	29.6	28.1	29.9
Japan	158	162.3	33.6	42.7	35.3	39.3	37.9	300.7	75.0	79.3	89.1	91.2	69.9
Korea, Republic of	542	103.4	25.8	26.9	26.2	29.5	30.8	375.1	120.4	85.0	97.9	95.7	91.4
New Zealand	196	20.9	5.4	8.1	4.4	3.8	6.0	20.8	5.1	3.8	7.5	8.3	6.0
Norway	142	230.2	46.9	67.2	42.5	51.4	53.5	94.6	55.6	15.2	15.4	75.7	5.7
San Marino	135	0.3	0.0	0.2	0.2	0.1	0.4	0.6	0.1	0.2	0.1	0.1	0.1
Singapore	576	58.3	12.0	15.8	12.7	10.2	13.8	46.6	11.0	11.5	13.3	14.7	17.1
Sweden	144	455.1	113.1	115.2	148.2	128.0	127.9	714.6	149.0	168.2	167.7	232.1	170.0
Switzerland	146	509.1	128.4	121.8	138.4	168.5	141.1	292.7	71.7	69.4	80.4	74.8	70.7
Taiwan Prov.of China	528	43.3	7.0	14.8	19.8	27.9	39.2	159.2	33.3	40.2	61.9	60.2	54.3
United Kingdom	112	3,724.6	917.4	976.7	962.9	1,037.4	950.9	2,104.1	492.3	506.0	516.0	531.5	518.9
United States	111	2,844.2	790.5	657.7	558.9	745.5	681.1	1,070.8	270.7	251.4	238.3	251.5	199.7
Vatican	187	0.0	....	0.0	....	0.0	....	....	....	....	....	....	....
Emerg. & Dev. Economies	200	10,797.3	2,629.4	2,695.0	2,139.9	2,333.3	2,479.4	13,910.1	3,545.0	3,318.4	2,996.5	3,376.8	3,569.1
Emerg. & Dev. Asia	505	1,150.0	260.7	278.0	203.0	231.3	272.8	3,179.6	843.6	781.6	831.3	802.2	884.8
Bangladesh	513	9.4	1.4	3.4	1.2	1.0	0.6	40.1	11.8	11.9	13.4	10.5	20.5
Bhutan	514	0.0	....	0.0	....	....	....	0.3	0.3	....	0.0	0.0	....
Brunei Darussalam	516	3.5	0.8	0.9	0.7	0.5	0.0	0.1	....	0.1	0.0	....	....
Cambodia	522	1.4	0.1	0.7	0.1	1.8	0.2	7.2	2.4	1.7	1.3	1.9	2.2
China,P.R.: Mainland	924	929.1	210.0	211.0	152.2	172.0	216.0	1,974.4	543.8	478.3	512.7	479.2	522.8
Fiji	819	0.0	....	....	0.0	0.1	0.0	16.3	....	....	10.8	2.0	....
F.T. French Polynesia	887	1.2	0.3	0.4	0.4	0.2	0.3	0.0	0.0	....	....	....	....
F.T. New Caledonia	839	2.3	0.3	0.9	0.4	0.5	0.6	....	....	....	....	0.0	....
Guam	829	0.3	0.0	0.1	....	0.0	....	....	....	....	....	....	....
India	534	87.2	22.3	23.0	20.7	28.8	25.1	509.1	119.9	129.5	137.2	136.2	149.1
Indonesia	536	21.4	2.2	10.2	6.9	2.5	2.8	147.2	34.1	34.4	38.1	42.5	42.8
Kiribati	826	....	....	....	....	0.0	....	....	....	....	....	....	....
Lao People's Dem.Rep	544	0.0	0.0	....	....	0.1	0.2	2.7	0.5	1.7	1.2	0.5	0.5
Malaysia	548	17.7	3.2	4.4	3.7	5.7	4.8	59.7	13.8	13.0	12.0	15.2	14.5
Maldives	556	0.1	0.0	0.1	0.1	0.0	0.2	0.1	0.0	0.0	0.0	0.0	0.0
Marshall Islands	867	0.7	0.3	0.1	0.1	0.1	0.1	0.0	0.0	0.0	0.0	0.0	0.0

# Portugal (182)

In Millions of U.S. Dollars

		Exports (FOB)						Imports (CIF)					
		2015	2015Q3	2015Q4	2016Q1	2016Q2	2016Q3	2015	2015Q3	2015Q4	2016Q1	2016Q2	2016Q3
Micronesia	868	....	....	....	....	....	....	0.0	....	....	....	....	....
Mongolia	948	1.5	1.4	0.0	0.1	0.0	0.1	0.0	0.0	....	....	0.0	....
Myanmar	518	3.3	0.4	0.0	0.1	0.1	0.3	1.4	0.4	0.0	0.3	0.2	0.7
Nepal	558	0.1	0.0	0.0	0.0	0.0	0.0	0.1	0.0	0.0	0.1	0.2	0.1
Papua New Guinea	853	0.1	....	....	0.1	0.0	0.0	0.2	0.0	0.2	....	0.1	0.5
Philippines	566	9.7	2.3	1.8	2.4	2.1	5.8	23.2	8.1	5.2	6.4	5.5	8.8
Samoa	862	0.0	....	....	....	....	....	....	....	....	....	....	....
Solomon Islands	813	....	....	....	0.0	....	....	....	....	....	....	....	....
Sri Lanka	524	4.3	0.9	1.4	1.5	1.3	1.7	5.4	1.3	1.3	1.8	1.8	2.4
Thailand	578	26.2	7.0	6.9	6.3	6.1	5.6	133.1	34.9	33.0	38.6	40.8	35.4
Timor-Leste	537	11.2	4.3	4.8	2.2	1.8	2.0	1.9	0.3	0.2	0.3	0.3	0.2
Tuvalu	869	....	....	....	....	0.0	....	....	....	....	....	....	....
Vanuatu	846	0.0	0.0	....	....	0.0	....	....	....	....	....	....	....
Vietnam	582	19.3	3.6	8.0	3.8	6.6	6.4	257.2	72.0	71.1	57.1	65.2	84.3
Asia n.s.	598	0.0	....	....	0.0	0.0	....	0.0	....	....	....	0.0	....
<b>Europe</b>	<b>170</b>	<b>2,173.8</b>	<b>520.2</b>	<b>533.6</b>	<b>487.2</b>	<b>544.5</b>	<b>621.4</b>	<b>3,877.2</b>	<b>888.3</b>	<b>1,066.3</b>	<b>845.1</b>	<b>1,238.3</b>	<b>1,062.1</b>
<b>Emerg. &amp; Dev. Europe</b>	<b>903</b>	<b>1,909.3</b>	<b>442.9</b>	<b>476.7</b>	<b>438.1</b>	<b>490.7</b>	<b>559.0</b>	<b>1,772.8</b>	<b>407.0</b>	<b>471.6</b>	<b>472.1</b>	<b>537.1</b>	<b>473.1</b>
Albania	914	6.6	1.9	2.3	1.5	1.2	1.9	0.2	0.1	0.1	0.1	0.1	0.0
Bosnia and Herzegovina	963	3.1	0.5	0.5	0.4	0.9	1.0	1.5	0.1	0.1	0.1	0.3	0.4
Bulgaria	918	84.2	20.3	21.3	20.7	15.3	18.3	89.9	23.7	21.3	31.1	35.4	25.7
Croatia	960	18.2	4.3	4.7	6.0	7.2	7.0	50.2	10.0	15.6	11.0	15.6	11.3
Faroe Islands	816	3.7	0.7	0.7	1.1	0.8	0.5	0.0	....	0.0	....	....	0.1
Gibraltar	823	229.3	39.0	34.8	29.1	17.7	22.7	3.5	1.1	1.7	0.5	0.0	0.1
Hungary	944	220.5	51.6	53.3	51.8	66.2	64.6	296.7	62.1	73.2	71.4	84.6	82.4
Kosovo	967	0.7	0.2	0.2	0.1	0.3	0.3	0.0	....	....	....	0.0	....
Macedonia, FYR	962	3.4	1.0	1.1	1.8	3.4	3.9	3.9	2.6	0.6	0.9	1.1	6.6
Montenegro	943	0.2	0.0	0.0	0.0	0.3	0.3	0.0	....	0.0	0.0	....	0.0
Poland	964	613.4	146.6	159.1	157.0	165.4	156.3	649.3	152.3	167.4	194.4	217.4	186.9
Romania	968	316.0	78.8	74.0	77.2	78.9	160.1	144.2	26.2	55.2	21.6	21.7	29.7
Serbia, Republic of	942	8.7	2.3	2.0	2.3	3.9	2.5	38.6	6.3	5.7	6.4	4.9	4.0
Turkey	186	401.3	95.7	122.6	89.1	129.1	119.6	494.9	122.5	130.7	134.6	156.0	125.7
<b>CIS</b>	<b>901</b>	<b>261.3</b>	<b>76.5</b>	<b>56.1</b>	<b>48.3</b>	<b>52.8</b>	<b>61.2</b>	<b>2,104.2</b>	<b>481.3</b>	<b>594.7</b>	<b>372.9</b>	<b>701.2</b>	<b>588.9</b>
Armenia	911	3.2	0.8	0.8	0.6	0.8	0.6	0.0	0.0	0.0	....	0.0	0.0
Azerbaijan, Rep. of	912	8.2	2.3	0.7	0.7	0.4	0.4	464.0	166.2	113.1	149.6	106.4	125.7
Belarus	913	11.6	6.1	1.5	1.3	1.4	1.4	0.6	0.0	0.2	1.8	0.1	0.0
Georgia	915	28.7	6.9	4.2	1.8	2.2	2.5	0.1	....	0.0	0.0	0.0	1.1
Kazakhstan	916	7.3	2.1	2.3	1.5	1.1	1.3	628.5	112.8	149.8	67.6	136.5	50.0
Kyrgyz Republic	917	0.2	0.0	0.0	0.0	0.0	0.1	0.0	0.0	....	....	....	0.1
Moldova	921	3.3	0.8	1.1	0.6	0.9	0.8	1.7	0.0	1.7	0.1	0.2	3.4
Russian Federation	922	174.9	51.6	38.7	36.1	38.2	46.5	709.1	160.0	228.7	60.7	403.7	380.2
Tajikistan	923	0.2	0.2	....	....	2.2	0.0	0.0	....	....	....	....	....
Turkmenistan	925	1.9	0.6	0.8	1.0	0.4	0.2	0.9	0.1	0.1	0.4	0.3	0.3
Ukraine	926	21.8	5.0	5.9	4.6	5.0	7.3	292.5	40.5	100.5	91.8	51.7	26.6
Uzbekistan	927	0.1	0.0	0.0	0.0	0.2	0.2	6.5	1.6	0.5	1.0	2.2	1.5
Europe n.s.	884	3.2	0.7	0.8	0.8	1.0	1.1	0.2	0.1	0.1	0.1	0.0	0.1
<b>Mid East, N Africa, Pak</b>	<b>440</b>	<b>2,264.1</b>	<b>539.1</b>	<b>587.9</b>	<b>538.7</b>	<b>642.3</b>	<b>500.0</b>	<b>2,132.3</b>	<b>511.3</b>	<b>482.8</b>	<b>375.0</b>	<b>391.1</b>	<b>384.0</b>
Afghanistan, I.R. of	512	0.3	0.1	0.1	0.4	0.1	0.6	0.0	....	0.0	0.0	0.1	....
Algeria	612	627.2	123.6	160.7	112.7	177.1	108.6	629.7	126.3	174.1	145.8	91.6	68.7
Bahrain, Kingdom of	419	34.0	1.6	2.3	1.9	1.3	1.6	0.7	0.3	0.1	0.2	0.0	0.1
Djibouti	611	1.4	0.2	0.3	0.0	17.6	0.2	0.4	0.0	0.0	0.3	....	0.2
Egypt	469	114.2	28.8	30.8	44.2	31.9	25.7	100.7	21.6	24.7	26.8	25.1	17.2
Iran, I.R. of	429	22.1	6.0	3.8	1.9	2.9	5.4	29.5	3.8	15.7	12.6	16.9	7.8
Iraq	433	9.8	2.8	3.0	2.1	2.7	10.3	107.4	45.4	0.3	28.2	44.6	40.4
Jordan	439	32.1	9.9	7.8	8.8	8.4	9.3	4.6	2.0	0.4	2.4	1.2	4.0
Kuwait	443	25.4	5.2	8.0	5.3	9.0	8.6	15.5	7.1	3.7	2.2	2.4	2.4
Lebanon	446	44.0	10.9	12.1	9.9	19.4	11.1	4.2	1.6	1.4	2.0	2.5	1.6
Libya	672	21.7	8.4	4.5	7.2	11.8	9.7	9.2	2.7	2.9	....	....	0.3
Mauritania	682	10.4	2.2	0.9	1.7	3.1	1.5	9.1	2.5	2.7	0.4	0.2	2.6
Morocco	686	754.6	208.5	174.8	181.1	193.2	184.0	179.8	32.9	47.8	42.5	47.8	40.0
Oman	449	22.6	5.0	6.8	10.4	4.5	1.2	10.0	0.3	6.6	0.2	0.1	0.6

# Portugal (182)

In Millions of U.S. Dollars

		Exports (FOB)						Imports (CIF)					
		2015	2015Q3	2015Q4	2016Q1	2016Q2	2016Q3	2015	2015Q3	2015Q4	2016Q1	2016Q2	2016Q3
Pakistan	564	25.1	3.4	7.9	6.7	13.7	4.6	113.2	30.3	26.3	30.6	28.0	28.8
Qatar	453	19.7	4.4	6.3	6.2	11.2	6.8	21.3	7.3	4.5	4.3	3.8	2.9
Saudi Arabia	456	142.6	33.8	44.1	30.2	36.9	25.3	802.1	210.7	158.0	69.9	120.4	158.5
Somalia	726	0.5	0.2	0.2	0.1	0.0	0.1	....	....	....	....	....	....
Sudan	732	6.3	1.3	1.3	1.8	2.2	1.3	26.5	2.6	....	....	....	....
Syrian Arab Republic	463	4.8	0.6	1.3	1.8	1.4	2.5	0.6	0.2	0.1	0.1	0.3	0.3
Tunisia	744	156.0	31.0	56.2	59.8	49.9	41.3	45.1	8.4	5.7	2.5	3.6	2.8
United Arab Emirates	466	188.4	51.1	54.5	44.2	43.7	40.2	22.9	5.1	7.7	3.8	2.3	5.0
West Bank and Gaza	487	0.4	0.1	0.0	0.0	0.1	0.0	0.0	0.0	0.0	....	....	0.0
Yemen, Republic of	474	0.5	0.1	0.1	0.1	0.2	0.1	0.0	....	....	....	....	....
<b>Sub-Saharan Africa</b>	<b>603</b>	<b>3,722.7</b>	<b>948.5</b>	<b>911.6</b>	<b>645.2</b>	<b>637.2</b>	<b>716.9</b>	<b>2,789.4</b>	<b>779.9</b>	<b>566.1</b>	<b>387.5</b>	<b>257.3</b>	<b>591.4</b>
Angola	614	2,329.4	572.6	561.1	333.8	330.6	413.2	1,263.3	311.3	216.3	239.6	131.9	290.6
Benin	638	7.2	1.1	2.3	2.5	3.7	2.4	3.6	1.1	0.3	0.2	....	0.6
Botswana	616	0.6	0.0	0.0	0.0	0.0	1.0	0.0	0.0	....	0.0	....	0.0
Burkina Faso	748	7.4	1.8	2.5	2.4	2.0	2.2	2.4	0.5	0.8	1.2	0.7	0.1
Burundi	618	0.0	0.0	0.0	0.0	....	0.0	....	....	....	0.0	....	....
Cabo Verde	624	237.8	57.7	60.8	63.5	71.4	79.9	12.1	2.3	3.1	3.5	3.2	2.9
Cameroon	622	27.1	5.5	7.8	4.7	6.4	7.4	259.4	96.6	86.6	34.4	4.7	47.8
Central African Rep.	626	0.1	0.0	0.0	0.2	0.0	0.1	1.7	0.4	0.9	0.8	0.9	0.8
Chad	628	3.7	1.0	0.7	1.0	0.4	1.0	5.7	1.8	2.0	1.7	1.8	1.0
Comoros	632	0.0	....	0.0	0.1	0.5	0.1	0.0	....	....	....	....	0.0
Congo, Dem. Rep. of	636	12.0	2.8	3.1	1.4	1.0	1.2	8.3	2.4	1.8	1.3	0.8	1.7
Congo, Republic of	634	51.7	23.6	8.5	2.4	1.4	2.4	260.1	49.8	2.7	2.5	5.0	1.1
Côte d'Ivoire	662	44.7	11.5	14.3	11.2	9.2	9.0	29.6	7.8	7.4	8.3	8.6	5.8
Equatorial Guinea	642	39.7	14.3	5.1	5.2	6.8	7.8	246.3	117.6	52.5	2.1	4.1	47.8
Eritrea	643	0.1	....	....	....	....	....	....	....	....	....	....	....
Ethiopia	644	12.4	1.3	2.0	2.3	2.2	3.3	4.0	1.2	0.8	0.7	1.8	1.6
Gabon	646	7.7	3.0	1.9	2.6	2.9	1.8	48.2	1.5	1.6	1.8	0.8	42.2
Gambia, The	648	6.3	0.4	1.0	0.7	0.5	0.3	0.1	....	0.1	....	....	0.2
Ghana	652	27.6	7.7	10.1	18.5	9.7	7.8	159.8	2.7	48.0	2.0	2.4	3.3
Guinea	656	31.4	5.9	5.6	2.8	6.2	3.4	0.4	0.0	0.3	0.5	0.2	0.5
Guinea-Bissau	654	81.5	19.9	20.4	21.1	22.0	24.5	0.3	0.1	0.1	0.1	0.0	0.1
Kenya	664	12.1	3.2	2.1	2.7	2.8	7.3	5.5	1.9	1.7	0.9	1.6	1.1
Lesotho	666	....	....	....	....	0.1	....	....	....	....	....	....	....
Liberia	668	3.3	0.1	0.2	0.6	0.5	0.4	0.1	0.0	0.0	0.0	0.0	0.1
Madagascar	674	5.8	1.7	1.9	1.2	2.5	2.2	4.5	0.2	2.6	1.6	0.9	3.2
Malawi	676	3.9	1.3	0.4	0.5	0.4	0.5	25.2	6.9	8.4	9.8	7.1	3.5
Mali	678	4.6	1.8	0.8	0.4	1.1	0.8	6.6	1.2	1.7	0.7	2.4	1.0
Mauritius	684	4.4	1.0	1.2	1.1	1.2	1.3	6.7	0.8	3.3	2.9	3.9	2.5
Mozambique	688	393.8	102.1	97.9	69.4	60.0	58.1	41.8	13.1	15.3	11.3	5.5	12.6
Namibia	728	2.8	0.7	0.7	0.5	0.4	0.7	28.2	7.8	5.3	4.4	10.1	9.0
Niger	692	3.1	0.5	0.7	0.2	1.0	0.3	....	....	....	....	....	....
Nigeria	694	48.6	16.9	6.6	8.2	5.5	8.0	116.5	58.0	51.6	2.6	3.5	2.3
Rwanda	714	1.2	0.5	0.2	0.1	0.8	0.4	0.3	0.2	....	....	....	0.0
São Tomé & Príncipe	716	63.7	16.7	18.1	15.9	20.6	19.1	0.2	0.1	0.0	0.0	0.1	0.1
Senegal	722	48.7	12.4	13.6	6.7	13.8	8.0	22.5	5.6	4.0	6.1	5.7	9.3
Seychelles	718	4.8	1.5	0.9	0.4	0.9	0.8	0.1	....	....	....	....	0.0
Sierra Leone	724	1.6	0.2	0.3	0.2	0.5	0.7	0.0	....	....	0.0	0.3	0.1
South Africa	199	169.8	54.0	53.8	44.0	43.7	34.4	135.3	64.0	29.3	31.7	32.7	73.0
South Sudan, Rep. of	733	....	....	....	....	....	0.0	....	....	....	....	....	....
Swaziland	734	2.9	0.5	0.9	0.7	0.8	0.8	30.3	9.2	0.6	0.0	0.4	9.2
Tanzania	738	5.2	1.5	1.1	0.4	0.6	1.3	28.9	5.2	6.6	6.7	8.9	7.1
Togo	742	6.1	0.6	0.9	14.3	0.8	1.0	2.7	1.1	0.1	0.7	0.4	0.8
Uganda	746	2.9	0.6	1.1	0.8	0.7	0.5	20.5	6.3	5.3	6.6	6.1	6.4
Zambia	754	4.7	0.4	1.1	0.3	0.5	1.3	4.4	0.5	3.6	0.2	0.0	0.2
Zimbabwe	698	0.3	0.1	0.1	0.4	1.3	0.2	3.6	0.9	1.6	0.6	0.6	2.0
Africa n.s.	799	....	....	....	....	....	....	0.1	0.0	....	....	0.1	....
<b>Western Hemisphere</b>	<b>205</b>	<b>1,486.7</b>	<b>360.9</b>	<b>384.1</b>	<b>265.8</b>	<b>277.9</b>	<b>368.3</b>	<b>1,931.6</b>	<b>521.9</b>	<b>421.6</b>	<b>557.7</b>	<b>687.9</b>	<b>646.7</b>
Anguilla	312	0.0	....	0.0	0.0	....	....	....	....	....	....	....	....
Antigua and Barbuda	311	0.6	0.3	0.2	0.0	0.1	0.1	0.1	0.0	0.0	....	....	....

# Portugal (182)

In Millions of U.S. Dollars

		Exports (FOB)						Imports (CIF)					
		2015	2015Q3	2015Q4	2016Q1	2016Q2	2016Q3	2015	2015Q3	2015Q4	2016Q1	2016Q2	2016Q3
Argentina	213	100.8	33.1	33.6	12.4	12.1	10.3	48.3	11.8	11.4	17.3	28.7	29.4
Aruba	314	1.4	0.1	0.9	0.2	0.5	0.7	0.0	0.0	....	....	....	0.0
Bahamas, The	313	3.8	0.6	2.1	1.0	0.5	0.7	0.1	0.0	0.0	0.0	0.0	0.0
Barbados	316	1.8	0.2	1.4	0.1	0.4	0.3	....	....	....	0.0	0.0	....
Belize	339	0.0	0.0	0.0	....	....	0.0	0.5	0.1	0.0	0.3	0.4	0.1
Bermuda	319	0.7	0.2	0.1	0.2	0.3	0.2	0.9	....	0.0	....	0.0	0.0
Bolivia	218	7.8	4.1	1.5	1.1	2.6	1.2	1.2	0.3	0.3	0.3	0.2	0.5
Brazil	223	632.6	155.3	157.4	131.9	116.2	196.5	954.1	269.0	227.5	296.7	409.0	372.9
Chile	228	114.1	29.3	32.8	29.2	29.0	31.0	43.4	11.7	6.6	11.8	19.5	19.4
Colombia	233	65.6	15.5	15.4	6.3	14.8	11.2	310.1	91.2	48.2	69.2	49.2	74.4
Costa Rica	238	8.6	1.3	4.6	1.6	1.9	1.3	31.5	8.8	8.0	9.2	11.1	12.4
Curacao	354	1.8	0.4	1.1	0.3	0.4	0.3	0.8	0.8	....	0.0	....	....
Dominica	321	0.1	0.0	....	0.0	0.0	0.0	....	....	....	....	0.0	....
Dominican Republic	243	18.8	6.0	5.4	3.8	4.6	4.5	9.0	1.2	6.5	0.4	0.3	0.8
Ecuador	248	18.8	6.4	2.9	1.9	1.8	2.0	15.7	2.7	5.2	3.6	5.8	5.0
El Salvador	253	13.0	4.0	1.4	2.2	4.0	2.6	0.7	0.1	0.2	0.1	0.1	0.9
Falkland Islands	323	....	....	....	0.0	....	....	....	....	....	0.0	....	....
Greenland	326	0.4	0.1	0.1	0.3	0.2	0.1	0.7	0.7	....	0.4	0.1	....
Grenada	328	0.1	0.0	0.0	0.0	....	....	....	....	....	....	....	....
Guatemala	258	13.1	3.3	2.5	2.0	3.5	2.5	10.1	4.2	5.3	0.7	0.7	0.5
Guyana	336	0.6	0.1	0.1	0.2	0.2	0.2	28.9	6.9	8.8	10.1	21.0	11.0
Haiti	263	0.4	0.1	0.1	0.1	0.3	1.2	0.1	0.0	0.0	0.0	0.0	0.0
Honduras	268	3.3	0.6	1.5	0.9	1.2	1.1	8.9	2.1	0.5	1.0	1.5	1.4
Jamaica	343	1.2	0.4	0.6	0.2	0.1	0.4	7.1	7.1	....	....	....	0.0
Mexico	273	220.2	54.1	52.7	49.8	52.9	69.2	163.5	11.1	19.7	41.2	57.9	58.0
Montserrat	351	....	....	....	....	0.1	....	....	....	....	....	....	....
Nicaragua	278	1.6	0.4	0.3	0.5	0.3	0.8	10.0	9.1	0.1	0.1	0.0	7.6
Panama	283	20.4	4.1	6.6	2.7	10.4	6.9	8.4	1.8	1.7	3.3	6.2	3.0
Paraguay	288	6.0	1.7	1.3	0.8	1.1	1.3	72.2	22.9	28.5	23.8	39.2	19.1
Peru	293	37.8	11.3	6.4	6.6	8.3	13.6	27.9	9.0	7.9	7.9	7.0	6.2
Sint Maarten	352	1.0	0.2	0.6	0.3	0.2	0.1	0.0	....	....	....	....	....
St. Kitts and Nevis	361	0.0	0.0	0.0	0.1	0.0	0.0	....	....	....	....	....	....
St. Lucia	362	0.1	0.0	0.1	0.0	0.1	0.0	....	....	....	....	....	....
St. Vincent & Grens.	364	0.0	....	0.0	....	....	0.0	0.0	....	....	....	....	....
Suriname	366	1.0	0.2	0.3	0.1	0.1	0.1	1.1	....	0.0	0.1	1.5	0.5
Trinidad and Tobago	369	2.8	1.1	0.6	0.3	0.3	0.4	25.5	6.1	5.3	4.5	2.9	2.4
Uruguay	298	32.2	3.1	1.7	1.7	2.2	3.2	83.7	11.2	24.6	40.1	24.2	21.0
Venezuela, Rep. Bol.	299	149.6	22.5	46.5	6.0	5.6	3.1	67.1	31.9	5.0	15.1	1.0	0.1
Western Hem. n.s.	399	4.3	0.9	1.2	1.0	1.6	1.2	0.1	0.0	....	0.1	0.5	0.2
<b>Other Countries n.i.e</b>	<b>910</b>	<b>50.9</b>	<b>14.2</b>	<b>13.0</b>	<b>10.3</b>	<b>12.0</b>	<b>14.6</b>	<b>29.6</b>	<b>11.6</b>	<b>14.1</b>	<b>14.4</b>	<b>11.4</b>	<b>20.2</b>
Cuba	928	50.9	14.2	13.0	10.3	12.0	14.6	29.6	11.6	14.1	14.4	11.4	20.2
Korea, Dem. People's Rep.	954	0.0	....	....	....	....	....	....	....	....	....	....	....
<b>Special Categories</b>	<b>899</b>	<b>997.2</b>	<b>277.5</b>	<b>213.3</b>	<b>134.7</b>	<b>183.9</b>	<b>243.4</b>	<b>....</b>	<b>....</b>	<b>....</b>	<b>....</b>	<b>....</b>	<b>....</b>
<b>Countries &amp; Areas n.s.</b>	<b>898</b>	<b>12.5</b>	<b>3.5</b>	<b>3.2</b>	<b>2.8</b>	<b>3.1</b>	<b>4.1</b>	<b>345.4</b>	<b>56.5</b>	<b>64.4</b>	<b>77.2</b>	<b>59.0</b>	<b>55.8</b>
<b>Memorandum Items</b>													
Africa	605	5,279.2	1,315.5	1,306.0	1,002.4	1,080.3	1,053.8	3,679.9	952.7	796.4	579.1	400.6	705.7
Middle East	405	682.3	168.6	185.4	174.3	185.5	157.9	1,128.6	308.2	226.1	152.7	219.7	241.0
European Union	998	39,853.3	9,653.9	9,923.6	10,161.2	10,996.8	10,287.5	51,175.4	12,524.0	12,937.1	12,406.5	13,600.6	12,916.6
Export earnings: fuel	080	4,046.3	984.7	993.1	633.2	716.4	720.5	5,812.3	1,520.8	1,256.2	888.8	1,135.7	1,310.4
Export earnings: nonfuel	092	51,213.2	12,531.0	12,697.0	12,541.0	13,779.0	13,110.1	61,063.2	15,041.3	15,381.7	14,975.7	16,281.7	15,519.6

# Qatar (453)

In Millions of U.S. Dollars

		Exports (FOB)						Imports (CIF)					
		2015	2015Q3	2015Q4	2016Q1	2016Q2	2016Q3	2015	2015Q3	2015Q4	2016Q1	2016Q2	2016Q3
IFS World		77,892.9	18,791.5	17,627.2	13,868.6	13,571.7	....	32,609.3	7,786.8	8,708.2	8,545.3	7,955.9	....
World	001	76,618.2	18,486.4	16,977.4	14,034.9	12,385.2	13,705.2	31,690.5	7,379.7	8,438.1	8,807.6	7,492.4	6,770.3
Advanced Economies	110	47,057.3	10,959.3	10,034.0	7,989.0	7,289.3	7,922.8	17,230.3	3,687.1	4,982.4	5,570.1	4,228.4	3,647.9
Euro Area	163	5,491.3	1,168.8	1,204.1	978.4	842.3	796.4	6,895.5	1,591.1	2,138.7	1,692.0	1,637.3	1,702.9
Austria	122	43.1	5.2 r	13.8 r	3.7 r	1.0 r	0.6 r	260.1	58.0 r	68.3 r	69.8 r	66.3 r	38.4 r
Belgium	124	1,326.9	279.1 r	249.1 r	207.2 r	197.1 r	157.3 r	264.8	60.7 r	56.1 r	61.2 r	43.1 r	56.4 r
Cyprus	423	9.8	3.0 r	2.4 r	2.9 r	3.1 r	3.2 r	8.3	1.9 r	3.1 r	1.6 r	2.0 r	1.6 r
Estonia	939	0.1	0.0 r	....	0.1 r	0.0 r	0.1 r	4.1	0.8 r	0.7 r	0.3 r	0.9 r	0.4 r
Finland	172	62.9	10.8 r	40.0 r	8.3 r	9.7 r	7.0 r	65.3	12.4 r	22.8 r	18.8 r	22.0 r	8.0 r
France	132	827.6	244.0 r	198.2 r	118.5 r	101.3 r	121.3 r	1,245.9	111.8 r	474.0 r	189.3 r	84.7 r	255.0 r
Germany	134	159.8	52.5 r	26.6 r	79.9 r	57.5 r	37.5 r	2,442.5	691.4 r	815.3 r	684.6 r	765.7 r	784.1 r
Greece	174	48.7	13.7 r	13.7 r	19.1 r	6.4 r	4.0 r	34.4	11.7 r	8.3 r	14.1 r	13.1 r	8.3 r
Ireland	178	4.8	0.0 r	0.1 r	0.0 r	0.0 r	0.0 r	158.4	37.6 r	32.1 r	63.0 r	27.7 r	36.8 r
Italy	136	1,603.6	321.2 r	342.6 r	292.0 r	139.8 r	301.3 r	1,451.0	357.7 r	392.6 r	342.1 r	325.7 r	276.0 r
Latvia	941	0.3	0.1 r	0.1 r	0.1 r	0.1 r	0.1 r	2.7	0.6 r	0.9 r	0.9 r	0.9 r	0.9 r
Lithuania	946	6.6	0.9 r	2.8 r	2.2 r	2.4 r	2.3 r	4.2	1.4 r	1.0 r	1.8 r	1.7 r	1.5 r
Luxembourg	137	2.6	1.6 r	0.1 r	0.0 r	0.0 r	0.0 r	23.5	3.1 r	8.9 r	13.3 r	15.5 r	6.4 r
Malta	181	2.5	0.2 r	1.0 r	0.9 r	0.2 r	0.1 r	4.1	1.1 r	0.3 r	0.8 r	0.4 r	0.4 r
Netherlands	138	549.1	82.0 r	129.1 r	84.6 r	167.1 r	79.5 r	440.6	116.1 r	120.6 r	102.1 r	111.8 r	80.3 r
Portugal	182	40.5	13.9 r	8.5 r	8.1 r	7.3 r	5.5 r	50.8	11.3 r	16.3 r	15.1 r	20.1 r	15.7 r
Slovak Republic	936	11.4	3.1 r	0.6 r	1.4 r	1.6 r	1.5 r	53.0	16.5 r	11.8 r	11.8 r	14.2 r	16.2 r
Slovenia	961	7.3	2.6 r	2.0 r	3.0 r	1.1 r	0.8 r	15.3	3.7 r	5.3 r	4.2 r	6.2 r	2.3 r
Spain	184	783.6	134.8 r	173.4 r	146.3 r	146.6 r	74.4 r	366.4	93.4 r	100.0 r	96.9 r	115.3 r	114.2 r
Australia	193	393.7	131.1 r	50.0 r	46.6 r	79.0 r	55.0 r	633.2	147.2 r	136.4 r	121.3 r	111.3 r	99.4 r
Canada	156	13.7	2.3 r	3.3 r	2.4 r	1.3 r	1.6 r	166.1	24.9 r	96.9 r	30.3 r	24.1 r	98.6 r
China,P.R.: Hong Kong	532	125.4	36.7 r	22.3 r	32.7 r	29.2 r	25.0 r	20.7	4.7 r	5.3 r	5.3 r	4.7 r	3.8 r
Czech Republic	935	7.9	1.8 r	2.1 r	1.8 r	3.1 r	1.9 r	161.7	35.6 r	53.2 r	40.8 r	50.8 r	39.0 r
Denmark	128	4.5	2.1 r	1.1 r	1.1 r	0.3 r	0.7 r	102.5	29.9 r	20.8 r	19.5 r	17.7 r	18.2 r
Iceland	176	15.0	3.6 r	3.6 r	8.8 r	35.4 r	11.9 r	0.4	0.0 r	0.3 r	0.0 r	0.0 r	0.0 r
Japan	158	16,032.7	3,735.7 r	3,220.0 r	3,010.0 r	2,433.7 r	2,756.5 r	2,134.2	442.8 r	661.7 r	658.9 r	421.1 r	508.1 r
Korea, Republic of	542	13,488.8	2,922.8 r	2,716.1 r	1,956.3 r	1,894.1 r	2,030.0 r	0.8	0.2 r	0.2 r	0.1 r	0.2 r	0.1 r
New Zealand	196	359.6	42.4 r	64.3 r	31.4 r	2.7 r	66.2 r	38.6	8.1 r	7.8 r	8.6 r	7.8 r	6.6 r
Norway	142	12.0	0.2 r	11.2 r	1.3 r	0.3 r	0.4 r	42.3	10.9 r	12.3 r	8.1 r	6.9 r	8.3 r
Singapore	576	3,562.2	1,125.3 r	852.7 r	390.1 r	806.9 r	814.7 r	137.7	32.6 r	32.9 r	26.8 r	32.3 r	36.5 r
Sweden	144	22.1	8.4 r	6.4 r	0.3 r	3.6 r	3.0 r	338.8	109.9 r	76.7 r	60.1 r	62.9 r	59.0 r
Switzerland	146	170.3	2.4 r	12.4 r	168.1 r	4.0 r	2.8 r	909.4	105.8 r	167.1 r	458.8 r	156.2 r	81.1 r
Taiwan Prov.of China	528	2,970.3	723.0 r	751.2 r	437.8 r	487.4 r	535.1 r	219.6	54.8 r	48.3 r	49.7 r	53.9 r	27.3 r
United Kingdom	112	3,472.3	860.8 r	897.2 r	646.5 r	490.4 r	661.3 r	1,853.1	347.7 r	430.0 r	627.9 r	359.4 r	308.8 r
United States	111	915.5	192.0 r	216.1 r	275.5 r	175.2 r	160.3 r	3,575.7	740.8 r	1,093.8 r	1,762.0 r	1,281.8 r	650.0 r
Emerg. & Dev. Economies	200	29,556.2	7,526.0	6,942.3	6,045.0	5,095.1	5,781.6	14,457.6	3,692.0	3,454.9	3,236.8	3,263.3	3,121.8
Emerg. & Dev. Asia	505	19,095.0	4,754.2	4,341.5	3,976.8	2,997.1	3,528.0	6,503.0	1,765.0	1,403.1	1,203.1	1,330.9	1,171.8
Bangladesh	513	200.8	48.4 r	45.4 r	35.8 r	35.0 r	38.3 r	47.7	12.1 r	10.2 r	11.2 r	10.9 r	10.8 r
Cambodia	522	1.3	0.3 r	0.3 r	0.2 r	0.2 r	0.3 r	16.3	3.9 r	4.4 r	4.3 r	4.0 r	3.9 r
China,P.R.: Mainland	924	5,289.8	1,248.4 r	1,466.2 r	1,440.8 r	742.1 r	733.9 r	3,765.2	1,096.7 r	779.2 r	573.7 r	803.7 r	646.2 r
Fiji	819	1.3	0.3 r	0.3 r	0.2 r	0.2 r	0.3 r	0.3	0.1 r	0.1 r	0.1 r	0.1 r	0.1 r
F.T. New Caledonia	839	10.8	2.7 r	2.7 r	2.7 r	2.7 r	2.7 r	....	....	....	....	....	....
India	534	9,199.1	2,264.3 r	2,031.8 r	1,866.3 r	1,519.9 r	1,931.3 r	1,215.9	322.2 r	282.7 r	265.3 r	249.0 r	235.1 r
Indonesia	536	612.2	154.7 r	140.3 r	140.2 r	122.8 r	134.2 r	188.0	39.2 r	28.1 r	23.4 r	20.6 r	19.6 r
Malaysia	548	465.8	99.2 r	45.2 r	34.1 r	52.2 r	68.4 r	353.7	74.4 r	61.0 r	54.0 r	71.5 r	77.2 r
Maldives	556	0.5	0.1 r	0.1 r	0.1 r	0.1 r	0.1 r	....	....	....	....	....	....
Mongolia	948	....	0.0 e	0.0 e	0.0 e	0.0 e	0.0 e	....	0.1 e	0.1 e	0.1 e	0.1 e	0.1 e
Myanmar	518	0.5	0.1 r	0.1 r	0.1 r	0.1 r	0.1 r	5.4	1.3 r	1.4 r	1.4 r	1.3 r	1.3 r
Nepal	558	2.6	0.6 r	0.6 r	0.5 r	0.4 r	0.5 r	....	....	....	....	....	....
Papua New Guinea	853	0.4	0.1 r	0.1 r	0.1 r	0.1 r	0.1 r	....	....	....	....	....	....
Philippines	566	509.2	157.5 r	19.8 r	7.5 r	7.2 r	7.7 r	80.9	21.9 r	23.5 r	18.6 r	16.8 r	15.9 r
Solomon Islands	813	....	....	....	....	....	....	....	0.0 e	0.0 e	0.0 e	0.0 e	0.0 e
Sri Lanka	524	32.9	8.5 r	9.1 r	6.7 r	7.2 r	8.7 r	31.4	8.3 r	7.5 r	6.8 r	7.8 r	8.3 r
Thailand	578	2,624.4	734.3 r	547.0 r	416.0 r	482.0 r	574.2 r	507.7	115.5 r	127.1 r	168.2 r	74.3 r	84.6 r
Vietnam	582	143.1	34.5 r	32.4 r	25.5 r	24.9 r	27.3 r	290.4	69.3 r	77.6 r	76.1 r	70.9 r	68.7 r



# Qatar (453)

In Millions of U.S. Dollars

		Exports (FOB)						Imports (CIF)					
		2015	2015Q3	2015Q4	2016Q1	2016Q2	2016Q3	2015	2015Q3	2015Q4	2016Q1	2016Q2	2016Q3
<b>Europe</b>	170	<b>1,017.8</b>	<b>248.5</b>	<b>252.2</b>	<b>219.4</b>	<b>234.5</b>	<b>299.1</b>	<b>1,053.0</b>	<b>285.2</b>	<b>258.6</b>	<b>276.3</b>	<b>288.7</b>	<b>251.9</b>
<b>Emerg. &amp; Dev. Europe</b>	903	<b>993.0</b>	<b>242.6</b>	<b>242.4</b>	<b>209.7</b>	<b>224.0</b>	<b>271.8</b>	<b>912.8</b>	<b>213.9</b>	<b>228.5</b>	<b>241.5</b>	<b>244.4</b>	<b>219.9</b>
Albania	914	....	0.6 e	0.6 e	0.5 e	0.7 e	0.6 e	2.2	0.5 r	0.6 r	0.6 r	0.5 r	0.5 r
Bosnia and Herzegovina	963	2.7	0.7 r	0.6 r	0.5 r	0.5 r	0.5 r	1.8	0.4 r	0.5 r	0.5 r	0.4 r	0.4 r
Bulgaria	918	2.5	0.7 r	0.9 r	1.3 r	1.0 r	1.0 r	27.7	6.6 r	5.0 r	7.0 r	7.0 r	6.9 r
Croatia	960	5.2	1.2 r	2.2 r	2.1 r	2.1 r	2.1 r	17.8	9.6 r	2.2 r	3.8 r	6.7 r	15.3 r
Hungary	944	2.9	0.3 r	0.2 r	0.2 r	0.2 r	0.2 r	121.5	23.4 r	14.3 r	19.1 r	19.1 r	19.8 r
Montenegro	943	....	0.0 e	0.0 e	0.0 e	0.0 e	0.0 e	....	....	0.0 e	....	....	....
Poland	964	51.9	13.1 r	16.3 r	18.1 r	52.8 r	139.0 r	127.2	28.2 r	40.9 r	51.2 r	47.5 r	51.3 r
Romania	968	9.6	0.9 r	1.3 r	1.6 r	0.7 r	2.0 r	89.6	16.1 r	25.2 r	20.7 r	19.3 r	19.0 r
Serbia, Republic of	942	....	0.8 e	1.2 e	0.4 e	0.4 e	0.3 e	....	0.1 e	1.0 e	0.6 e	0.8 e	0.9 e
Turkey	186	918.0	224.4 r	219.0 r	184.9 r	165.6 r	126.0 r	525.0	128.9 r	138.8 r	138.1 r	143.1 r	105.7 r
<b>CIS</b>	901	<b>24.8</b>	<b>5.9</b>	<b>9.9</b>	<b>9.7</b>	<b>10.4</b>	<b>27.4</b>	<b>140.2</b>	<b>71.3</b>	<b>30.1</b>	<b>34.8</b>	<b>44.3</b>	<b>32.0</b>
Armenia	911	0.3	0.1 r	0.1 r	0.0 r	0.1 r	0.0 r	....	....	....	....	....	....
Azerbaijan, Rep. of	912	0.6	0.2 r	0.2 r	0.2 r	0.2 r	0.2 r	0.5	0.1 r	0.1 r	0.1 r	0.1 r	0.1 r
Belarus	913	1.3	0.4 r	0.5 r	0.4 r	0.5 r	1.1 r	....	0.1 e	0.0 e	0.3 e	0.0 e	0.1 e
Georgia	915	....	0.0 e	0.0 e	0.0 e	0.0 e	0.0 e	1.4	1.2 r	....	0.5 r	0.0 r	0.0 r
Kazakhstan	916	1.6	0.4 r	0.4 r	0.3 r	0.3 r	0.3 r	....	....	....	....	....	....
Kyrgyz Republic	917	....	0.0 e	0.0 e	0.0 e	0.0 e	0.0 e	....	....	....	....	....	....
Moldova	921	0.1	0.0 r	0.0 r	0.0 r	0.0 r	0.0 r	....	0.0 e	0.0 e	0.0 e	0.0 e	0.0 e
Russian Federation	922	10.9	2.6 r	5.5 r	4.5 r	5.1 r	6.9 r	101.0	61.0 r	10.6 r	13.4 r	21.3 r	9.5 r
Ukraine	926	10.1	2.3 r	3.1 r	4.3 r	4.3 r	18.9 r	37.3	9.0 r	19.3 r	20.4 r	22.8 r	22.2 r
<b>Mid East, N Africa, Pak</b>	440	<b>7,625.7</b>	<b>2,037.4</b>	<b>1,816.3</b>	<b>1,484.7</b>	<b>1,442.4</b>	<b>1,588.7</b>	<b>5,956.9</b>	<b>1,411.1</b>	<b>1,572.2</b>	<b>1,538.3</b>	<b>1,445.7</b>	<b>1,395.7</b>
Afghanistan, I.R. of	512	2.6	0.6 r	0.6 r	0.5 r	0.5 r	0.5 r	....	....	....	....	....	....
Algeria	612	52.1	12.6 r	11.8 r	9.3 r	9.1 r	9.9 r	1.9	0.5 r	0.5 r	0.5 r	0.5 r	0.5 r
Bahrain, Kingdom of	419	186.0	43.5 r	39.7 r	30.8 r	29.8 r	32.3 r	289.8	65.3 r	71.0 r	70.7 r	67.0 r	65.9 r
Djibouti	611	1.1	0.3 r	0.3 r	0.2 r	0.2 r	0.2 r	0.7	0.2 r	0.2 r	0.2 r	0.2 r	0.2 r
Egypt	469	705.9	215.6 r	252.0 r	275.3 r	269.4 r	294.6 r	361.1	91.1 r	101.3 r	113.9 r	105.0 r	101.0 r
Iran, I.R. of	429	4.2	1.0 r	1.0 r	0.9 r	0.9 r	1.0 r	105.1	27.0 r	30.5 r	28.5 r	25.1 r	23.2 r
Iraq	433	123.1	29.7 r	27.9 r	21.9 r	21.5 r	23.5 r	1.0	0.2 r	0.3 r	0.3 r	0.2 r	0.2 r
Jordan	439	391.8	205.4 r	50.0 r	49.9 r	71.1 r	118.3 r	124.4	29.6 r	37.2 r	24.8 r	40.2 r	36.0 r
Kuwait	443	428.2	105.9 r	102.4 r	82.6 r	82.6 r	91.8 r	198.1	45.2 r	50.2 r	50.7 r	48.6 r	48.3 r
Lebanon	446	27.0	5.7 r	9.4 r	7.1 r	6.9 r	7.6 r	101.9	21.6 r	22.3 r	21.7 r	20.0 r	19.2 r
Libya	672	1.8	0.4 r	0.4 r	0.3 r	0.3 r	0.3 r	....	....	....	....	....	....
Mauritania	682	0.6	0.1 r	0.1 r	0.1 r	0.1 r	0.1 r	....	....	....	....	....	....
Morocco	686	48.9	13.5 r	16.8 r	15.8 r	15.4 r	16.9 r	25.6	3.1 r	3.5 r	2.3 r	2.2 r	2.1 r
Oman	449	186.5	44.3 r	42.5 r	34.7 r	35.2 r	39.6 r	347.9	81.1 r	90.4 r	90.4 r	85.7 r	84.4 r
Pakistan	564	338.9	89.7 r	82.4 r	58.9 r	52.0 r	51.8 r	94.8	22.2 r	24.9 r	25.0 r	23.8 r	23.6 r
Saudi Arabia	456	759.1	186.4 r	173.6 r	133.5 r	127.7 r	137.1 r	1,405.9	331.7 r	369.4 r	364.3 r	341.1 r	332.3 r
Somalia	726	0.7	0.2 r	0.2 r	0.1 r	0.1 r	0.1 r	0.4	0.1 r	0.1 r	0.1 r	0.1 r	0.1 r
Sudan	732	21.8	1.1 r	0.7 r	0.3 r	0.3 r	0.4 r	16.2	2.0 r	3.6 r	1.5 r	1.4 r	1.4 r
Syrian Arab Republic	463	0.1	0.0 r	0.0 r	0.0 r	0.0 r	0.0 r	....	....	....	....	....	....
Tunisia	744	25.4	6.5 r	6.0 r	4.4 r	4.0 r	4.1 r	17.7	4.2 r	4.7 r	4.9 r	4.9 r	4.9 r
United Arab Emirates	466	4,318.0	1,074.5 r	998.1 r	757.6 r	714.9 r	758.3 r	2,862.1	685.6 r	761.6 r	738.1 r	679.2 r	651.9 r
Yemen, Republic of	474	2.1	0.5 r	0.5 r	0.4 r	0.4 r	0.4 r	2.2	0.5 r	0.6 r	0.6 r	0.5 r	0.5 r
<b>Sub-Saharan Africa</b>	603	<b>686.3</b>	<b>165.8</b>	<b>240.0</b>	<b>147.6</b>	<b>173.8</b>	<b>168.5</b>	<b>109.7</b>	<b>29.4</b>	<b>25.3</b>	<b>38.9</b>	<b>48.1</b>	<b>43.4</b>
Angola	614	37.4	9.0 r	8.5 r	6.7 r	6.5 r	7.1 r	....	....	....	....	....	....
Benin	638	0.1	0.0 r	0.0 r	0.0 r	0.0 r	0.0 r	....	....	....	....	....	....
Botswana	616	1.0	0.2 r	0.2 r	0.2 r	0.2 r	0.2 r	....	....	....	....	....	....
Burkina Faso	748	0.2	0.0 r	0.0 r	0.0 r	0.0 r	0.0 r	....	....	....	....	....	....
Cabo Verde	624	....	0.0 e	0.0 e	0.0 e	0.0 e	0.0 e	....	....	....	....	....	....
Cameroon	622	3.6	0.9 r	0.8 r	0.6 r	0.6 r	0.7 r	1.1	0.3 r	0.3 r	0.3 r	0.3 r	0.2 r
Chad	628	2.8	0.7 r	0.6 r	0.5 r	0.5 r	0.5 r	....	....	....	....	....	....
Comoros	632	....	0.0 e	0.0 e	0.0 e	0.0 e	0.0 e	0.3	0.1 r	0.1 r	0.1 r	0.1 r	0.1 r
Congo, Dem. Rep. of	636	5.4	1.3 r	1.2 r	1.0 r	0.9 r	1.0 r	....	....	....	....	....	....
Congo, Republic of	634	0.1	0.0 r	0.0 r	0.0 r	0.0 r	0.0 r	0.5	0.1 r	0.1 r	0.1 r	0.1 r	0.1 r
Côte d'Ivoire	662	5.8	1.4 r	1.3 r	1.0 r	1.0 r	1.1 r	1.6	0.4 r	0.4 r	0.4 r	0.4 r	0.4 r
Eritrea	643	0.1	0.0 r	0.0 r	0.0 r	0.0 r	0.0 r	....	....	....	....	....	....
Ethiopia	644	30.5	7.4 r	6.9 r	5.4 r	5.3 r	5.8 r	1.6	0.4 r	0.4 r	0.4 r	0.4 r	0.4 r
Gabon	646	0.4	0.1 r	0.1 r	0.1 r	0.1 r	0.1 r	1.1	0.3 r	0.3 r	0.3 r	0.3 r	0.3 r

# Qatar (453)

In Millions of U.S. Dollars

		Exports (FOB)						Imports (CIF)					
		2015	2015Q3	2015Q4	2016Q1	2016Q2	2016Q3	2015	2015Q3	2015Q4	2016Q1	2016Q2	2016Q3
Gambia, The	648	....	0.0 e	0.0 e	0.0 e	0.0 e	0.0 e	....	....	....	....	....	....
Ghana	652	10.7	2.6 r	2.4 r	1.9 r	1.9 r	2.0 r	1.3	0.3 r	0.3 r	0.3 r	0.3 r	0.3 r
Guinea	656	0.5	0.1 r	0.1 r	0.1 r	0.1 r	0.1 r	....	....	....	....	....	....
Kenya	664	61.7	14.9 r	14.0 r	11.0 r	10.7 r	11.7 r	7.4	1.8 r	2.0 r	2.0 r	1.8 r	1.8 r
Lesotho	666	....	....	....	....	....	....	0.2	0.0 r	0.0 r	0.0 r	0.0 r	0.0 r
Liberia	668	0.1	0.0 r	0.0 r	0.0 r	0.0 r	0.0 r	....	....	....	....	....	....
Madagascar	674	59.8	14.4 r	13.5 r	10.7 r	10.4 r	11.4 r	2.0	0.5 r	0.5 r	0.5 r	0.5 r	0.5 r
Malawi	676	5.0	1.2 r	1.1 r	0.9 r	0.9 r	0.9 r	0.4	0.1 r	0.1 r	0.1 r	0.1 r	0.1 r
Mali	678	1.2	0.3 r	0.3 r	0.2 r	0.2 r	0.2 r	0.1	0.0 r	0.0 r	0.0 r	0.0 r	0.0 r
Mauritius	684	0.9	0.3 r	0.3 r	0.4 r	0.4 r	0.5 r	2.0	2.0 r	0.0 r	0.0 r	0.0 r	0.0 r
Mozambique	688	1.9	0.5 r	0.4 r	0.3 r	0.3 r	0.4 r	6.1	1.5 r	1.6 r	1.6 r	1.5 r	1.4 r
Namibia	728	....	....	....	....	....	....	0.2	0.0 r	0.1 r	0.1 r	0.0 r	0.0 r
Niger	692	0.0	0.0 r	0.0 r	0.0 r	0.0 r	0.0 r	0.0	0.0 r	0.0 r	0.0 r	0.0 r	0.0 r
Nigeria	694	33.1	8.0 r	7.5 r	5.9 r	5.8 r	6.3 r	0.5	0.1 r	0.1 r	0.1 r	0.1 r	0.1 r
Rwanda	714	0.0	0.0 r	0.0 r	0.0 r	0.0 r	0.0 r	....	0.0 e	0.0 e	0.0 e	0.0 e	0.0 e
Senegal	722	6.4	0.8 r	1.5 r	1.4 r	1.4 r	1.5 r	0.1	....	0.1 r	....	....	....
Sierra Leone	724	1.8	0.4 r	0.4 r	0.3 r	0.3 r	0.3 r	0.1	0.0 r	0.0 r	0.0 r	0.0 r	0.0 r
South Africa	199	381.6	92.7 r	171.1 r	92.2 r	120.2 r	109.9 r	78.1	20.2 r	17.4 r	31.1 r	40.8 r	36.3 r
Swaziland	734	....	....	....	....	....	....	0.0	0.0 r	0.0 r	0.0 r	0.0 r	0.0 r
Tanzania	738	15.8	3.8 r	3.6 r	2.8 r	2.7 r	3.0 r	3.4	0.8 r	0.9 r	0.9 r	0.8 r	0.8 r
Togo	742	11.4	2.7 r	2.6 r	2.3 r	2.3 r	2.4 r	....	....	....	....	....	....
Uganda	746	4.2	0.4 r	0.4 r	0.6 r	0.4 r	0.6 r	1.0	0.3 r	0.3 r	0.3 r	0.3 r	0.3 r
Zambia	754	2.5	1.3 r	0.7 r	0.7 r	0.3 r	0.4 r	0.1	0.1 r	....	....	....	....
Zimbabwe	698	0.6	0.1 r	0.1 r	0.1 r	0.1 r	0.1 r	0.5	0.1 r	0.1 r	0.1 r	0.1 r	0.1 r
<b>Western Hemisphere</b>	<b>205</b>	<b>1,131.5</b>	<b>320.0</b>	<b>292.3</b>	<b>216.6</b>	<b>247.3</b>	<b>197.2</b>	<b>835.1</b>	<b>201.2</b>	<b>195.7</b>	<b>180.3</b>	<b>150.0</b>	<b>259.1</b>
Argentina	213	147.5	36.9 r	36.9 r	36.9 r	36.9 r	36.9 r	34.1	8.9 r	8.8 r	8.4 r	7.9 r	7.5 r
Aruba	314	....	....	....	....	....	....	....	....	....	0.0 r	....	....
Barbados	316	....	0.0 e	0.0 e	0.0 e	0.0 e	0.0 e	....	....	....	....	....	....
Belize	339	....	0.0 e	0.0 e	0.0 e	0.0 e	0.0 e	....	....	....	....	....	....
Bolivia	218	0.3	0.0 r	0.1 r	0.1 r	....	....	0.3	....	....	....	....	....
Brazil	223	543.9	137.1 r	166.5 r	95.5 r	126.7 r	32.8 r	548.6	131.7 r	123.4 r	107.6 r	77.7 r	187.5 r
Chile	228	4.4	1.3 r	2.6 r	0.6 r	0.4 r	43.4 r	12.3	1.7 r	3.1 r	3.6 r	4.1 r	3.9 r
Colombia	233	5.7	0.9 r	0.8 r	0.8 r	0.8 r	0.9 r	2.3	0.3 r	0.4 r	0.3 r	0.3 r	0.3 r
Dominican Republic	243	3.6	0.9 r	0.8 r	0.6 r	0.6 r	0.7 r	3.4	0.8 r	0.9 r	0.9 r	0.8 r	0.8 r
Ecuador	248	1.9	0.0 r	0.5 r	0.1 r	0.1 r	0.1 r	6.5	1.5 r	1.6 r	2.7 r	2.5 r	2.5 r
El Salvador	253	0.0	0.0 r	0.0 r	....	0.0 r	0.0 r	0.3	0.1 r	0.1 r	0.1 r	0.1 r	0.1 r
Guatemala	258	....	0.3 e	0.3 e	0.2 e	0.3 e	0.3 e	4.5	1.1 r	1.2 r	1.2 r	1.1 r	1.1 r
Guyana	336	....	0.0 e	0.0 e	0.0 e	0.0 e	0.0 e	....	....	....	....	....	....
Honduras	268	....	....	....	....	....	....	0.8	....	0.8 r	....	....	....
Jamaica	343	1.5	0.4 r	0.4 r	0.3 r	0.3 r	0.3 r	0.5	0.1 r	0.1 r	0.1 r	0.1 r	0.1 r
Mexico	273	267.8	67.0 r	67.0 r	67.0 r	67.0 r	67.0 r	215.6	53.9 r	53.9 r	53.9 r	53.9 r	53.9 r
Nicaragua	278	....	0.2 e	0.2 e	0.2 e	0.2 e	0.2 e	0.3	0.1 r	0.1 r	0.1 r	0.1 r	0.1 r
Panama	283	0.0	....	0.0 r	....	....	....	....	....	....	....	....	....
Paraguay	288	1.2	0.3 r	0.3 r	0.2 r	0.2 r	0.2 r	0.0	0.0 r	0.0 r	0.0 r	0.0 r	0.0 r
Peru	293	27.9	6.7 r	6.3 r	5.0 r	4.9 r	5.3 r	3.7	0.9 r	1.0 r	1.0 r	0.9 r	0.9 r
St. Kitts and Nevis	361	....	0.0 e	0.0 e	0.0 e	0.0 e	0.0 e	....	0.0 e	0.0 e	0.0 e	0.0 e	0.0 e
St. Lucia	362	....	0.0 e	0.0 e	0.0 e	0.0 e	0.0 e	....	....	....	....	....	....
Suriname	366	0.2	0.1 r	0.1 r	0.0 r	0.0 r	0.0 r	....	....	....	....	....	....
Trinidad and Tobago	369	0.4	0.1 r	0.1 r	0.1 r	0.1 r	0.1 r	....	....	....	....	....	....
Uruguay	298	124.8	67.9 r	9.5 r	8.9 r	8.8 r	8.9 r	1.9	0.1 r	0.4 r	0.4 r	0.4 r	0.3 r
Venezuela, Rep. Bol.	299	0.2	0.1 r	0.0 r	0.0 r	0.0 r	0.0 r	....	....	....	....	....	....
<b>Other Countries n.i.e</b>	<b>910</b>	<b>4.7</b>	<b>1.1</b>	<b>1.1</b>	<b>0.8</b>	<b>0.8</b>	<b>0.9</b>	<b>2.7</b>	<b>0.6</b>	<b>0.7</b>	<b>0.7</b>	<b>0.7</b>	<b>0.6</b>
Cuba	928	0.3	0.1 r	0.1 r	0.1 r	0.1 r	0.1 r	2.7	0.6 r	0.7 r	0.7 r	0.7 r	0.6 r
Korea, Dem. People's Rep.	954	4.3	1.0 r	1.0 r	0.8 r	0.8 r	0.8 r	....	....	....	....	....	....
<b>Memorandum Items</b>													
Africa	605	836.8	200.0	275.7	177.8	203.1	200.3	172.3	39.5	37.9	48.4	57.2	52.4
Middle East	405	7,133.7	1,912.9	1,697.5	1,395.1	1,360.7	1,504.7	5,799.5	1,378.9	1,534.7	1,503.8	1,412.7	1,363.0
European Union	998	9,070.3	2,058.1	2,131.6	1,651.5	1,396.8	1,607.7	9,735.3	2,198.2	2,807.0	2,541.9	2,227.8	2,240.3
Export earnings: fuel	080	6,156.3	1,520.8	1,422.0	1,091.2	1,041.7	1,116.7	5,326.8	1,300.5	1,387.8	1,361.1	1,272.8	1,220.1
Export earnings: nonfuel	092	70,461.9	16,965.6	15,555.3	12,943.6	11,343.5	12,588.5	26,363.7	6,079.2	7,050.3	7,446.5	6,219.6	5,550.1

# Romania (968)

In Millions of U.S. Dollars

		Exports (FOB)						Imports (CIF)					
		2015	2015Q3	2015Q4	2016Q1	2016Q2	2016Q3	2015	2015Q3	2015Q4	2016Q1	2016Q2	2016Q3
IFS World		60,602.5	15,429.8	15,005.9	15,278.6	16,166.1	16,191.0	69,851.6	17,920.9	18,112.3	17,441.3	19,021.1	18,924.1
World	001	60,583.5	15,443.9	14,973.0	15,293.0	16,155.4	16,206.2	69,822.5	17,937.6	18,076.4	17,453.8	19,009.7	18,943.6
Advanced Economies	110	41,009.7	10,297.6	10,371.9	10,591.1	10,977.6	11,020.5	45,393.6	11,392.0	11,964.6	11,615.9	12,449.6	12,027.8
Euro Area	163	32,606.3	8,174.5	8,178.4	8,519.7	8,865.3	8,910.2	38,303.4	9,655.2	10,095.8	9,844.2	10,643.2	10,225.2
Austria	122	1,525.2	398.7	386.2	383.9	401.3	374.7	2,690.7	687.7	736.7	640.5	685.6	663.0
Belgium	124	1,091.8	299.3	276.0	265.3	280.6	384.6	1,604.8	416.3	410.0	441.5	436.3	422.3
Cyprus	423	90.1	12.8	28.5	24.5	16.0	14.5	61.5	21.2	15.6	10.9	15.3	12.4
Estonia	939	67.8	14.8	17.1	18.4	20.4	20.1	40.1	10.6	15.8	11.5	12.7	51.5
Finland	172	166.6	38.9	44.5	48.1	37.7	34.4	180.9	45.6	38.5	35.8	37.1	40.3
France	132	4,122.9	1,005.8	1,058.4	1,130.2	1,160.3	1,096.8	3,894.1	916.4	967.1	1,062.0	1,063.0	1,006.0
Germany	134	11,950.6	3,025.1	2,913.1	3,271.2	3,469.5	3,554.4	13,860.9	3,603.0	3,667.7	3,626.0	3,956.5	3,897.1
Greece	174	799.1	196.3	182.7	185.3	236.0	195.8	803.4	199.6	203.3	213.7	217.8	226.7
Ireland	178	155.7	27.2	49.8	31.1	38.5	38.9	417.6	124.9	90.7	83.3	95.6	91.5
Italy	136	7,545.2	1,842.3	1,874.7	1,885.0	1,875.0	1,839.0	7,592.4	1,831.4	1,969.7	1,799.3	2,077.3	1,845.3
Latvia	941	25.3	5.9	7.4	5.4	5.4	5.4	21.3	6.3	6.1	4.0	5.6	5.8
Lithuania	946	65.8	19.0	15.4	16.0	17.3	18.7	78.2	23.0	22.3	20.6	20.4	26.5
Luxembourg	137	21.6	4.6	5.4	4.6	5.6	3.8	77.1	17.4	24.1	25.0	23.1	40.8
Malta	181	36.5	11.1	4.4	3.5	5.2	6.0	39.8	8.4	16.4	21.9	22.7	10.3
Netherlands	138	1,532.8	437.1	432.7	399.9	350.4	449.2	2,794.8	693.2	793.6	758.7	819.2	675.7
Portugal	182	230.8	47.5	68.2	45.0	44.9	51.6	310.9	76.1	71.6	69.7	75.7	164.1
Slovak Republic	936	1,068.0	266.6	257.8	273.3	276.4	278.5	1,580.9	409.1	445.5	395.7	433.5	410.3
Slovenia	961	355.4	74.5	90.6	78.1	107.3	83.9	469.7	115.7	132.5	137.1	123.5	125.1
Spain	184	1,754.9	446.9	465.5	451.1	517.5	460.0	1,784.1	449.2	468.4	486.8	522.3	510.2
Australia	193	56.5	12.6	19.3	16.1	17.2	17.6	27.0	5.2	8.6	6.5	10.4	8.9
Canada	156	83.5	31.5	19.5	15.5	26.9	31.1	66.5	6.4	30.3	10.7	21.0	23.6
China,P.R.: Hong Kong	532	56.1	14.6	10.7	9.3	13.8	11.1	14.3	3.3	5.2	3.1	4.2	5.0
China,P.R.: Macao	546	0.1	0.0	0.0	0.0	0.0	0.0	0.0	0.0	0.0	0.0	0.0	0.0
Czech Republic	935	1,515.4	374.3	389.8	416.9	433.9	408.4	1,988.6	517.2	519.4	512.9	554.1	509.0
Denmark	128	246.4	58.9	70.2	69.4	73.2	64.2	296.7	79.4	80.6	63.6	70.6	82.2
Iceland	176	3.0	0.3	0.9	0.9	4.1	1.3	2.6	0.1	0.6	1.8	0.9	0.8
Israel	436	368.8	114.6	82.0	96.4	100.6	89.7	117.1	30.5	28.3	38.0	27.4	31.0
Japan	158	234.0	78.1	51.1	52.8	55.1	71.5	324.5	87.9	76.7	80.6	91.1	96.3
Korea, Republic of	542	460.4	92.3	78.1	91.6	81.5	91.7	536.4	148.2	122.1	134.6	142.6	165.9
New Zealand	196	2.3	0.4	0.4	0.4	0.7	0.7	6.0	1.2	2.7	1.9	0.4	0.3
Norway	142	552.9	100.6	259.0	28.2	50.2	86.3	85.6	18.4	20.9	9.7	14.1	12.4
San Marino	135	26.9	6.0	6.6	7.8	7.5	5.4	14.6	3.9	4.2	4.6	3.3	2.9
Singapore	576	44.4	10.3	9.0	11.5	10.9	8.6	16.1	2.4	2.4	2.6	7.0	3.2
Sweden	144	555.0	136.1	145.2	151.7	156.5	145.6	415.0	108.6	109.4	111.1	109.4	94.3
Switzerland	146	343.5	90.4	85.6	91.2	100.3	93.4	496.1	101.2	113.9	132.9	105.5	112.8
Taiwan Prov.of China	528	48.9	13.5	11.2	10.8	10.6	13.7	192.6	48.9	55.6	46.9	50.2	49.0
United Kingdom	112	2,638.1	691.0	684.0	717.7	713.8	700.7	1,737.8	426.5	485.7	425.2	419.3	432.3
United States	111	1,167.3	297.8	270.9	282.9	255.5	269.4	752.6	147.5	202.2	185.0	174.8	172.9
Emerg. & Dev. Economies	200	19,548.0	5,140.0	4,591.3	4,697.8	5,170.0	5,175.7	24,405.8	6,529.3	6,109.1	5,837.2	6,545.4	6,907.4
Emerg. & Dev. Asia	505	1,322.7	381.0	279.3	402.0	502.9	540.0	3,987.4	1,017.2	1,090.7	1,103.5	1,104.4	1,241.7
American Samoa	859	....	....	....	0.1	0.4	....	....	....	....	....	....	....
Bangladesh	513	30.4	1.1	0.6	1.5	0.7	1.0	21.9	8.3	3.2	8.1	4.0	7.8
Bhutan	514	....	....	....	0.0	0.0	....	0.1	....	0.1	....	....	....
Brunei Darussalam	516	0.6	0.1	0.0	0.1	0.0	0.1	....	....	....	....	....	....
Cambodia	522	0.6	0.3	0.1	0.1	0.1	0.1	6.6	2.4	2.2	2.2	1.8	2.2
China,P.R.: Mainland	924	582.4	138.0	138.0	148.3	181.0	165.3	3,201.1	827.2	883.8	900.1	904.5	1,037.2
Fiji	819	0.1	0.0	0.0	0.0	....	....	14.1	....	14.1	....	....	0.0
F.T. French Polynesia	887	2.7	0.6	0.5	0.8	0.7	1.1	....	....	....	....	....	....
F.T. New Caledonia	839	5.7	1.2	1.4	1.9	1.4	1.6	0.0	0.0	0.0	....	....	0.0
Guam	829	0.0	0.0	0.0	0.0	0.0	0.0	....	....	....	0.0	....	....
India	534	254.0	73.2	55.1	66.3	56.6	79.9	267.5	62.6	66.8	72.3	71.7	66.5
Indonesia	536	10.6	1.7	2.8	15.6	2.6	13.9	114.8	29.4	25.7	28.7	31.1	21.6
Lao People's Dem.Rep	544	0.7	....	0.7	....	....	....	0.0	....	0.0	0.0	....	3.0
Malaysia	548	25.9	3.7	3.6	3.1	3.1	13.1	86.0	18.9	23.8	21.5	23.7	27.1
Maldives	556	0.3	0.1	0.2	0.0	0.0	....	0.0	....	....	....	....	....
Marshall Islands	867	299.1	127.4	46.0	137.3	230.5	107.2	....	....	....	....	....	....

# Romania (968)

In Millions of U.S. Dollars

		Exports (FOB)						Imports (CIF)					
		2015	2015Q3	2015Q4	2016Q1	2016Q2	2016Q3	2015	2015Q3	2015Q4	2016Q1	2016Q2	2016Q3
Mongolia	948	1.3	0.5	0.4	0.2	0.5	0.7	0.0	0.0	0.0	....	....	0.0
Myanmar	518	5.2	0.8	1.4	1.6	0.5	1.7	0.7	0.1	....	0.1	0.0	0.2
Nepal	558	0.1	0.0	0.0	0.0	0.0	0.1	0.1	0.0	0.0	0.0	0.0	0.0
Palau	565	....	....	....	....	....	0.0	....	....	....	....	....	....
Papua New Guinea	853	0.1	0.0	....	0.0	....	0.0	....	....	....	....	....	....
Philippines	566	5.5	1.2	1.2	4.1	1.6	1.2	17.5	4.1	5.4	4.7	4.8	5.5
Sri Lanka	524	2.6	0.2	1.6	1.3	0.2	0.1	7.9	1.6	1.7	2.6	2.2	2.7
Thailand	578	53.3	10.9	19.4	11.7	12.6	12.3	151.8	37.7	37.7	36.1	37.4	37.8
Vanuatu	846	....	....	....	....	0.3	0.2	....	....	....	....	....	....
Vietnam	582	41.4	19.9	6.5	7.7	10.1	140.4	97.3	25.0	26.1	27.1	23.1	30.0
Asia n.s.	598	0.0	0.0	0.0	0.0	....	0.0	0.0	....	0.0	....	....	0.0
<b>Europe</b>	<b>170</b>	<b>13,240.9</b>	<b>3,351.9</b>	<b>3,107.6</b>	<b>3,150.6</b>	<b>3,362.0</b>	<b>3,320.4</b>	<b>19,043.6</b>	<b>5,069.0</b>	<b>4,688.8</b>	<b>4,419.5</b>	<b>5,025.4</b>	<b>5,239.4</b>
<b>Emerg. &amp; Dev. Europe</b>	<b>903</b>	<b>10,576.9</b>	<b>2,710.6</b>	<b>2,511.4</b>	<b>2,532.8</b>	<b>2,676.3</b>	<b>2,598.4</b>	<b>14,266.5</b>	<b>3,709.1</b>	<b>3,725.0</b>	<b>3,500.1</b>	<b>3,854.3</b>	<b>3,966.9</b>
Albania	914	51.7	12.9	9.6	19.0	13.9	15.1	11.2	3.1	4.4	3.7	4.9	8.1
Bosnia and Herzegovina	963	95.3	26.1	22.5	16.7	23.8	22.7	55.6	11.4	9.2	11.6	14.3	17.5
Bulgaria	918	2,018.1	518.8	483.2	477.5	503.7	520.9	2,061.5	583.1	519.4	504.0	607.3	627.4
Croatia	960	180.4	45.7	42.8	39.1	48.6	42.9	133.9	35.9	33.4	24.5	30.6	33.6
Faroe Islands	816	1.3	0.4	0.2	0.0	0.0	0.0	....	....	....	....	....	....
Gibraltar	823	14.6	10.8	3.8	2.8	14.1	7.4	0.0	....	....	....	....	0.2
Hungary	944	3,262.5	868.9	803.8	787.8	871.6	835.2	5,548.5	1,396.7	1,438.5	1,256.0	1,373.7	1,419.7
Kosovo	967	30.9	9.4	6.8	6.8	8.4	9.2	0.9	0.2	0.3	0.2	0.3	0.4
Macedonia, FYR	962	183.9	51.0	49.3	52.0	60.0	47.8	116.9	30.5	36.6	33.6	31.7	36.3
Montenegro	943	24.9	6.8	5.4	4.6	5.7	6.5	0.5	0.2	0.1	0.1	0.3	0.1
Poland	964	1,623.6	407.3	388.8	444.0	471.3	451.0	3,378.7	871.2	905.4	880.3	935.2	989.3
Serbia, Republic of	942	696.8	177.3	172.6	166.9	165.9	174.6	427.4	115.7	99.1	109.8	130.9	142.9
Turkey	186	2,392.9	575.0	522.8	515.6	489.3	465.2	2,531.4	661.0	678.7	676.4	725.1	691.6
<b>CIS</b>	<b>901</b>	<b>2,663.7</b>	<b>641.2</b>	<b>596.2</b>	<b>617.7</b>	<b>685.7</b>	<b>721.9</b>	<b>4,777.0</b>	<b>1,359.9</b>	<b>963.7</b>	<b>919.4</b>	<b>1,171.0</b>	<b>1,272.5</b>
Armenia	911	4.7	0.5	1.9	0.7	0.5	0.8	0.0	0.0	0.0	....	0.0	0.1
Azerbaijan, Rep. of	912	56.6	19.9	15.3	9.3	12.5	13.1	107.5	90.8	16.4	0.1	78.2	10.7
Belarus	913	28.7	6.5	3.9	5.4	6.4	5.2	61.7	14.5	14.5	14.0	20.5	24.1
Georgia	915	214.2	61.6	42.6	34.3	58.3	50.0	13.0	1.4	10.3	1.7	5.8	1.3
Kazakhstan	916	47.8	10.9	7.8	7.5	20.4	18.6	1,121.5	295.7	175.3	194.9	159.7	275.4
Kyrgyz Republic	917	4.6	0.4	0.8	0.4	1.7	0.8	0.5	0.0	0.4	0.2	0.1	0.0
Moldova	921	825.7	234.4	179.3	163.8	213.8	228.6	532.6	143.5	136.0	124.1	134.4	137.3
Russian Federation	922	1,100.5	229.6	250.0	275.0	253.8	288.4	2,221.9	598.9	421.4	387.6	547.5	617.0
Tajikistan	923	0.3	0.1	0.2	0.0	....	0.3	....	....	....	0.0	....	0.0
Turkmenistan	925	16.2	2.3	1.4	1.6	9.0	12.0	94.0	44.0	25.1	19.4	25.7	9.2
Ukraine	926	349.3	73.0	89.4	116.8	100.2	101.3	621.7	170.6	164.2	176.9	198.9	197.0
Uzbekistan	927	14.9	2.1	3.5	2.9	9.1	2.9	2.6	0.5	0.2	0.5	0.3	0.4
Europe n.s.	884	0.3	0.1	0.0	0.1	0.1	0.1	0.1	....	0.0	....	0.0	0.0
<b>Mid East, N Africa, Pak</b>	<b>440</b>	<b>3,905.4</b>	<b>1,144.5</b>	<b>879.8</b>	<b>892.0</b>	<b>1,033.8</b>	<b>1,048.8</b>	<b>522.3</b>	<b>186.7</b>	<b>108.9</b>	<b>159.1</b>	<b>192.7</b>	<b>197.1</b>
Afghanistan, I.R. of	512	8.1	2.4	3.1	0.8	0.7	1.3	0.0	0.0	0.0	0.0	0.0	0.1
Algeria	612	458.1	132.2	105.9	117.1	101.0	76.0	0.6	0.1	0.3	3.5	0.3	0.3
Bahrain, Kingdom of	419	2.9	0.9	0.9	0.5	1.2	1.0	0.8	0.3	0.2	0.3	0.3	0.3
Djibouti	611	18.2	8.8	4.5	18.8	6.7	13.5	0.0	....	....	....	0.0	....
Egypt	469	791.7	227.2	165.0	123.0	173.7	125.7	81.5	21.5	19.3	39.1	20.0	16.0
Iran, I.R. of	429	202.2	66.7	52.5	46.8	79.2	116.5	11.7	2.9	2.9	23.3	28.1	13.5
Iraq	433	43.5	7.4	21.8	17.4	29.4	5.7	87.0	58.9	14.2	10.5	56.8	0.1
Jordan	439	276.0	116.9	62.5	92.6	92.7	75.1	1.2	0.1	0.1	0.9	0.1	4.2
Kuwait	443	79.5	8.8	11.4	13.0	12.7	8.3	0.1	0.0	0.0	0.1	0.0	2.6
Lebanon	446	382.1	119.9	65.0	51.0	33.3	52.8	2.1	0.5	0.6	0.8	0.8	1.2
Libya	672	158.6	44.4	33.9	18.9	83.6	70.2	5.9	1.7	0.2	1.9	0.7	1.1
Mauritania	682	6.1	5.8	0.0	1.4	0.2	0.2	....	....	....	....	....	....
Morocco	686	424.1	97.8	107.7	124.7	129.8	128.2	142.8	48.9	30.7	32.7	35.2	53.5
Oman	449	42.6	13.7	10.2	3.2	8.4	6.8	7.8	1.0	1.3	0.9	1.0	45.9
Pakistan	564	22.0	4.8	8.3	9.4	4.4	34.2	21.2	4.7	6.6	4.3	4.8	6.4
Qatar	453	43.1	7.8	12.1	7.4	6.0	5.7	19.3	1.8	2.7	3.2	1.5	4.0
Saudi Arabia	456	416.0	127.1	99.4	49.2	116.3	102.7	15.1	6.4	2.6	2.3	7.6	2.3
Somalia	726	0.1	0.0	0.1	0.0	2.6	1.2	....	....	....	....	....	....
Sudan	732	18.1	1.4	1.5	4.7	26.6	23.7	10.7	0.2	0.0	9.1	....	....

# Romania (968)

In Millions of U.S. Dollars

		Exports (FOB)						Imports (CIF)					
		2015	2015Q3	2015Q4	2016Q1	2016Q2	2016Q3	2015	2015Q3	2015Q4	2016Q1	2016Q2	2016Q3
Syrian Arab Republic	463	41.2	11.2	15.9	13.3	2.0	6.9	8.5	5.0	2.2	0.1	0.2	0.3
Tunisia	744	161.9	47.3	23.0	70.3	41.6	26.6	71.6	21.5	20.7	23.0	32.4	36.7
United Arab Emirates	466	308.2	92.0	74.8	103.9	74.8	164.3	34.4	11.2	4.3	3.3	2.9	8.6
West Bank and Gaza	487	0.3	0.2	0.1	0.3	0.7	2.0	....	....	....	....	0.0	0.0
Yemen, Republic of	474	0.7	....	0.1	4.3	6.3	0.1	0.0	....	....	....	....	0.0
<b>Sub-Saharan Africa</b>	<b>603</b>	<b>431.8</b>	<b>94.1</b>	<b>126.2</b>	<b>111.5</b>	<b>94.1</b>	<b>108.2</b>	<b>266.8</b>	<b>79.3</b>	<b>75.8</b>	<b>42.0</b>	<b>48.5</b>	<b>68.1</b>
Angola	614	7.7	1.2	0.6	0.5	0.5	0.4	40.1	0.1	40.0	....	0.0	0.0
Benin	638	1.1	0.3	0.2	0.3	0.2	0.2	....	....	....	0.0	....	....
Botswana	616	0.0	....	....	0.0	0.0	0.0	0.0	....	0.0	....	....	0.0
Burkina Faso	748	1.6	0.5	0.6	0.3	0.1	0.2	....	....	....	....	....	....
Burundi	618	0.0	....	0.0	....	0.1	....	0.3	....	....	....	0.1	....
Cabo Verde	624	0.3	0.1	0.1	0.1	0.1	0.1	....	....	....	....	0.1	....
Cameroon	622	3.0	1.0	0.4	0.4	0.8	1.8	0.2	0.1	0.1	0.1	0.1	0.2
Central African Rep.	626	0.1	0.1	....	0.0	0.1	....	0.1	....	....	....	....	....
Chad	628	0.0	0.0	0.0	....	0.0	0.0	....	....	....	....	....	....
Comoros	632	0.1	0.0	0.0	0.0	0.5	0.5	0.0	....	....	....	....	....
Congo, Dem. Rep. of	636	0.6	0.1	0.3	....	....	3.1	1.0	0.1	0.2	0.4	0.4	0.2
Congo, Republic of	634	10.8	2.2	5.1	3.8	4.0	1.7	0.1	0.0	0.0	....	0.1	0.4
Côte d'Ivoire	662	8.7	2.9	2.4	2.3	2.0	6.5	10.9	2.2	1.6	1.1	1.8	2.3
Equatorial Guinea	642	0.2	0.0	0.0	0.1	0.1	0.0	0.0	0.0	....	....	....	0.0
Eritrea	643	0.8	....	....	2.0	0.0	....	....	....	....	....	....	....
Ethiopia	644	24.9	0.3	23.9	41.4	18.9	19.5	1.4	0.3	0.4	0.9	0.1	0.6
Gabon	646	7.3	1.2	1.3	0.5	0.9	1.7	0.0	0.0	0.0	0.0	0.0	0.0
Gambia, The	648	0.7	....	0.0	0.0	0.1	0.4	....	....	....	....	....	....
Ghana	652	11.6	2.8	6.6	0.6	1.2	5.0	0.9	0.0	0.9	0.0	0.0	0.0
Guinea	656	1.8	0.6	0.7	0.8	0.5	....	0.1	0.0	0.1	....	0.1	0.4
Guinea-Bissau	654	0.1	0.1	0.0	0.7	....	....	....	....	....	....	....	....
Kenya	664	6.2	0.9	2.8	1.3	0.5	2.9	5.3	1.0	0.8	1.3	1.7	1.0
Lesotho	666	0.0	....	0.0	....	....	....	....	....	....	0.0	....	....
Liberia	668	0.8	0.1	0.2	0.1	0.0	0.1	....	....	....	....	....	....
Madagascar	674	3.9	0.5	0.4	0.5	0.7	1.3	2.5	0.7	0.9	0.5	0.8	0.5
Malawi	676	0.3	0.1	0.1	....	....	0.0	3.5	0.7	0.0	0.7	0.4	0.6
Mali	678	5.4	1.4	0.5	1.3	0.5	0.3	....	....	....	....	....	....
Mauritius	684	1.1	0.4	0.2	0.2	0.2	0.4	0.2	0.0	....	0.6	0.1	0.3
Mozambique	688	44.4	0.1	0.6	0.0	0.1	1.2	29.2	20.7	3.4	4.2	3.3	17.3
Namibia	728	0.1	....	0.0	0.0	0.1	0.1	0.0	0.0	....	0.0	....	0.0
Niger	692	0.1	....	0.1	0.0	0.1	0.0	0.0	....	0.0	0.0	....	....
Nigeria	694	67.8	10.4	11.2	7.7	17.6	5.2	2.0	0.8	0.4	0.0	0.5	0.2
Rwanda	714	1.9	0.7	0.0	0.0	....	....	0.7	0.5	0.2	0.2	....	0.0
Senegal	722	3.9	0.4	0.9	0.3	1.6	1.1	0.0	....	0.0	....	....	....
Seychelles	718	0.2	0.0	0.1	0.1	0.1	0.2	....	....	....	....	....	....
Sierra Leone	724	0.6	0.0	0.3	0.2	0.0	0.1	61.5	13.0	15.8	16.9	15.6	12.6
South Africa	199	207.1	61.8	65.1	33.4	41.1	51.1	42.0	15.1	6.5	8.4	7.4	13.8
South Sudan, Rep. of	733	0.0	....	....	....	....	....	....	....	....	....	....	....
Swaziland	734	....	....	....	....	....	....	32.3	9.2	0.1	0.0	9.0	0.1
Tanzania	738	3.9	2.9	0.7	0.2	0.0	0.7	9.0	2.5	1.3	2.9	4.0	1.2
Togo	742	1.6	0.7	0.4	11.6	0.6	0.2	....	....	....	....	....	....
Uganda	746	0.8	0.1	0.1	0.6	0.6	0.7	7.2	2.1	1.3	2.3	1.7	2.1
Zambia	754	0.2	0.2	0.0	0.0	0.0	....	0.0	....	....	0.0	....	0.0
Zimbabwe	698	0.1	0.0	0.1	0.1	....	1.5	16.0	10.2	1.6	1.3	1.2	14.2
Africa n.s.	799	0.0	....	....	....	....	0.1	0.0	0.0	....	....	....	....
<b>Western Hemisphere</b>	<b>205</b>	<b>647.2</b>	<b>168.5</b>	<b>198.5</b>	<b>141.7</b>	<b>177.2</b>	<b>158.3</b>	<b>585.7</b>	<b>177.1</b>	<b>145.0</b>	<b>113.0</b>	<b>174.5</b>	<b>161.1</b>
Antigua and Barbuda	311	0.0	....	....	....	0.0	0.0	0.0	0.0	....	0.0	0.0	....
Argentina	213	24.6	5.7	4.3	6.6	10.7	4.4	72.8	18.4	19.4	12.4	23.2	12.4
Aruba	314	0.0	....	....	0.0	0.0	....	....	....	....	0.0	....	....
Bahamas, The	313	0.2	0.0	0.0	0.0	....	0.0	....	....	....	0.0	0.0	0.0
Barbados	316	0.0	0.0	0.0	....	....	....	0.1	0.0	0.0	0.0	0.0	0.0
Belize	339	0.0	0.0	0.0	....	0.0	0.0	....	....	....	....	....	....
Bermuda	319	0.0	0.0	0.0	0.0	0.0	....	....	....	....	....	....	....
Bolivia	218	0.3	0.0	0.1	0.2	0.0	0.1	9.9	0.5	9.4	....	8.3	0.4

# Romania (968)

In Millions of U.S. Dollars

		Exports (FOB)						Imports (CIF)					
		2015	2015Q3	2015Q4	2016Q1	2016Q2	2016Q3	2015	2015Q3	2015Q4	2016Q1	2016Q2	2016Q3
Brazil	223	184.3	48.2	33.3	39.5	83.2	51.5	328.2	116.0	74.1	44.9	94.5	97.5
Chile	228	29.6	6.6	10.3	9.6	10.3	11.1	3.9	1.2	0.3	1.1	0.6	1.0
Colombia	233	130.4	38.3	31.3	28.6	31.0	35.6	14.4	2.3	6.2	5.8	3.1	2.3
Costa Rica	238	0.9	0.2	0.1	0.5	0.3	0.2	1.3	0.4	0.1	0.2	0.4	0.4
Curacao	354	0.0	0.0	....	....	0.0	....	0.0	....	....	....	....	....
Dominica	321	0.0	0.0	....	0.0	....	....	0.0	....	0.0	0.0	....	....
Dominican Republic	243	1.6	0.4	0.5	0.6	0.5	0.4	0.3	0.1	0.1	0.0	0.0	0.1
Ecuador	248	9.2	3.7	2.6	2.2	0.4	0.3	5.7	1.0	1.8	0.9	1.6	0.9
El Salvador	253	0.3	0.1	0.1	0.1	0.1	0.1	0.1	0.0	0.0	0.0	0.0	0.0
Falkland Islands	323	....	....	....	....	....	....	....	....	....	....	0.0	0.0
Greenland	326	....	....	....	0.0	....	....	....	....	....	....	....	....
Grenada	328	0.0	....	0.0	....	....	....	....	....	....	....	....	....
Guatemala	258	1.4	0.3	0.5	0.3	0.8	0.7	1.4	0.3	0.6	1.0	1.2	0.8
Guyana	336	0.0	....	....	9.8	0.0	0.1	0.0	0.0	....	....	....	....
Haiti	263	....	....	....	0.0	....	0.0	0.0	0.0	0.0	0.0	....	0.0
Honduras	268	0.1	0.0	0.0	....	0.0	0.0	0.7	0.2	0.2	0.2	0.2	0.3
Jamaica	343	0.1	0.0	0.1	0.1	0.0	0.0	....	....	....	....	....	....
Mexico	273	185.9	43.0	77.3	36.0	36.8	49.6	122.7	34.0	21.8	41.2	37.3	42.0
Montserrat	351	....	....	....	0.0	....	0.0	....	....	....	....	....	....
Nicaragua	278	0.1	0.0	0.1	0.0	0.0	0.1	0.2	0.1	0.0	0.0	0.0	0.0
Panama	283	62.5	18.6	32.4	2.9	0.6	0.3	0.0	0.0	....	0.0	0.2	....
Paraguay	288	0.9	0.1	0.2	0.1	0.1	0.0	14.0	0.1	8.2	....	0.2	0.1
Peru	293	6.0	1.4	1.4	1.2	0.7	1.6	2.5	0.5	0.5	0.4	0.5	0.3
Sint Maarten	352	0.0	0.0	....	....	0.0	0.0	....	....	....	0.0	....	0.1
St. Kitts and Nevis	361	0.0	0.0	....	....	0.0	....	....	....	....	....	....	....
St. Lucia	362	0.0	....	0.0	....	....	....	....	....	....	....	....	....
St. Vincent & Grens.	364	0.0	0.0	....	....	0.0	0.1	....	....	....	....	....	....
Suriname	366	0.1	0.1	....	0.0	....	0.0	....	....	....	....	....	....
Trinidad and Tobago	369	1.4	0.1	0.3	1.6	0.7	0.3	0.0	....	....	....	0.0	0.1
Uruguay	298	4.7	1.4	1.5	0.9	0.6	1.3	5.3	1.5	1.6	4.7	2.8	2.3
Venezuela, Rep. Bol.	299	2.5	0.1	2.1	0.9	0.3	0.2	2.2	0.6	0.6	0.0	0.3	0.1
Western Hem. n.s.	399	0.1	0.0	0.0	0.0	0.0	0.1	0.0	0.0	....	....	....	0.0
<b>Other Countries n.i.e</b>	<b>910</b>	<b>0.3</b>	<b>0.1</b>	<b>0.1</b>	<b>0.0</b>	<b>0.2</b>	<b>3.0</b>	<b>18.4</b>	<b>14.9</b>	<b>0.9</b>	<b>0.1</b>	<b>14.1</b>	<b>5.0</b>
Cuba	928	0.3	0.1	0.1	0.0	0.2	3.0	18.4	14.9	0.9	0.1	14.1	5.0
Korea, Dem. People's Rep.	954	0.0	....	0.0	....	....	....	0.0	....	....	....	....	....
<b>Special Categories</b>	<b>899</b>	<b>0.0</b>	<b>0.0</b>	<b>....</b>	<b>....</b>	<b>....</b>	<b>....</b>	<b>....</b>	<b>....</b>	<b>....</b>	<b>....</b>	<b>....</b>	<b>....</b>
<b>Countries &amp; Areas n.s.</b>	<b>898</b>	<b>25.5</b>	<b>6.2</b>	<b>9.7</b>	<b>4.1</b>	<b>7.6</b>	<b>7.1</b>	<b>4.7</b>	<b>1.4</b>	<b>1.7</b>	<b>0.7</b>	<b>0.7</b>	<b>3.4</b>
<b>Memorandum Items</b>													
Africa	605	1,518.4	387.4	368.9	448.5	402.4	377.5	492.5	150.0	127.5	110.3	116.3	158.6
Middle East	405	2,788.6	844.0	625.6	544.8	720.3	744.0	275.4	111.3	50.5	86.5	120.0	100.1
European Union	998	44,645.8	11,275.5	11,186.2	11,623.9	12,137.8	12,079.1	53,864.1	13,673.8	14,187.5	13,621.8	14,743.4	14,412.8
Export earnings: fuel	080	3,214.5	820.8	752.2	721.3	870.2	935.3	3,802.1	1,118.9	725.4	657.9	924.0	995.3
Export earnings: nonfuel	092	57,369.0	14,623.2	14,220.8	14,571.7	15,285.2	15,271.0	66,020.4	16,818.6	17,351.0	16,795.9	18,085.7	17,948.3

# Russian Federation (922)

In Millions of U.S. Dollars

		Exports (FOB)						Imports (CIF)					
		2015	2015Q3	2015Q4	2016Q1	2016Q2	2016Q3	2015	2015Q3	2015Q4	2016Q1	2016Q2	2016Q3
IFS World		341,465.0	78,760.0	81,103.0	60,247.0	67,890.0	71,372.0	212,247.2	54,798.7	55,887.7	42,009.0	50,210.6	57,830.3
World	001	343,426.7	79,300.5	82,284.0	61,224.7	68,461.5	71,911.9	182,403.5	47,490.6	48,105.1	35,976.8	43,543.8	50,186.6
Advanced Economies	110	197,934.9	45,429.9	44,343.9	34,049.0	36,858.5	38,889.0	92,329.9	23,439.3	24,771.3	17,687.3	22,704.0	24,983.5
Euro Area	163	133,320.5	30,441.1	29,108.5	22,364.0	25,106.6	24,515.9	52,998.3	14,335.5	14,494.7	10,236.1	13,442.6	14,360.3
Austria	122	1,162.6	385.5	310.8	207.7	191.2	235.0	2,012.4	548.8	546.3	350.2	482.3	485.9
Belgium	124	6,348.2	1,306.8	1,430.2	1,496.9	1,595.5	1,250.5	2,092.7	565.9	520.0	418.2	533.4	659.6
Cyprus	423	243.9	43.1	61.7	58.3	64.7	43.2	59.2	2.1	33.2	2.8	5.2	25.6
Estonia	939	2,176.1	359.2	452.0	476.8	562.4	446.2	510.8	166.8	111.2	129.8	173.9	130.7
Finland	172	7,093.6	1,649.1	1,690.1	1,342.6	1,590.0	1,550.6	2,667.4	762.6	720.8	440.2	660.6	647.3
France	132	5,818.7	1,423.2	1,529.1	1,124.6	1,140.9	1,164.1	5,920.8	1,423.5	1,777.4	1,522.8	1,965.9	2,639.7
Germany	134	25,353.0	5,512.3	6,034.8	4,589.0	4,792.2	5,360.9	20,439.3	5,502.8	5,520.5	3,909.7	4,942.5	5,072.8
Greece	174	2,536.0	688.6	677.9	534.8	562.2	577.6	229.4	48.2	69.3	38.2	56.3	55.2
Ireland	178	271.6	60.7	82.7	119.5	67.2	41.0	831.6	233.0	243.0	182.5	252.1	211.0
Italy	136	22,292.6	5,045.2	3,974.8	2,545.6	3,196.1	2,979.1	8,322.6	2,217.5	2,423.3	1,494.8	1,975.1	2,056.9
Latvia	941	7,029.5	1,584.1	1,152.4	1,281.2	1,355.9	997.2	388.3	91.9	86.1	55.5	89.7	84.3
Lithuania	946	2,946.5	549.0	777.4	567.6	499.5	566.1	447.9	108.6	119.4	82.8	95.9	113.0
Luxembourg	137	46.2	9.1	11.6	12.1	9.4	11.1	111.1	33.3	29.3	18.9	40.5	40.1
Malta	181	2,501.4	695.7	486.6	411.6	664.1	629.8	25.6	5.4	7.2	6.7	8.0	5.4
Netherlands	138	40,825.9	9,451.3	8,869.5	6,579.3	7,471.4	7,081.7	3,095.7	958.6	813.0	574.0	851.6	756.2
Portugal	182	294.9	110.0	85.2	42.1	128.6	287.9	393.5	106.4	102.3	89.3	90.4	114.1
Slovak Republic	936	3,577.9	846.0	743.9	588.0	647.0	585.5	1,759.5	418.7	488.4	291.1	395.2	429.1
Slovenia	961	115.0	24.6	22.0	29.5	83.6	32.1	866.5	238.1	224.8	150.5	176.0	209.8
Spain	184	2,686.8	697.8	715.8	356.6	484.6	676.3	2,824.3	903.4	659.1	478.1	647.8	623.8
Australia	193	102.6	27.5	23.8	17.5	15.4	15.8	581.8	130.7	153.0	112.0	142.0	95.1
Canada	156	535.3	125.7	117.3	91.6	110.7	121.9	837.6	168.8	326.8	149.4	195.4	152.7
China,P.R.: Hong Kong	532	776.1	142.8	102.8	116.8	166.3	204.9	192.6	55.4	38.9	34.5	30.9	41.2
China,P.R.: Macao	546	1.1	0.2	0.0	0.0	....	....	2.7	1.2	0.8	0.2	2.1	1.8
Czech Republic	935	3,260.5	789.5	784.6	550.5	571.2	662.9	2,845.6	747.0	732.5	545.8	708.0	713.0
Denmark	128	1,943.9	405.7	394.7	298.8	367.7	300.0	874.5	206.3	226.5	162.8	238.2	216.2
Iceland	176	43.4	33.3	4.3	6.7	21.3	1.1	110.2	38.7	9.8	3.7	6.9	3.3
Israel	436	1,537.7	311.7	374.0	268.4	345.4	433.7	806.1	186.7	173.4	184.1	176.2	151.0
Japan	158	14,498.9	3,147.0	3,425.1	2,337.5	2,115.9	2,342.7	6,813.1	1,466.1	1,819.9	1,352.4	1,539.0	1,889.2
Korea, Republic of	542	13,501.1	3,077.1	3,607.4	2,522.9	1,993.6	2,942.9	4,559.5	1,304.0	1,125.4	868.6	1,163.4	1,582.5
New Zealand	196	403.2	137.9	35.9	1.7	1.1	38.6	111.4	32.4	32.6	22.5	27.3	35.5
Norway	142	751.9	186.7	192.2	137.0	209.7	178.6	626.8	94.5	250.9	38.1	49.2	264.4
Singapore	576	2,492.0	681.5	443.3	323.0	309.5	567.5	516.3	114.9	143.4	128.7	126.7	106.6
Sweden	144	2,432.5	572.3	404.5	421.5	403.8	726.7	1,853.0	408.3	597.7	303.7	418.5	473.4
Switzerland	146	2,696.3	460.9	876.6	545.8	717.9	900.3	1,982.0	491.7	539.9	363.0	550.0	504.9
Taiwan Prov.of China	528	2,626.3	599.5	567.6	575.0	591.1	705.0	1,315.1	342.7	391.9	358.5	332.8	440.7
United Kingdom	112	7,475.1	1,779.0	1,472.4	1,685.7	1,541.1	1,759.4	3,722.3	900.3	906.9	656.5	916.4	865.7
United States	111	9,536.5	2,510.5	2,408.9	1,784.6	2,270.0	2,471.1	11,580.7	2,413.9	2,806.3	2,166.9	2,638.4	3,086.0
Emerg. & Dev. Economies	200	145,259.4	33,816.5	37,858.3	27,102.7	31,548.2	32,954.1	90,017.8	24,038.2	23,328.5	18,272.5	20,835.9	25,184.8
Emerg. & Dev. Asia	505	40,362.6	9,273.6	10,807.5	7,889.0	9,573.5	9,196.2	44,912.7	12,163.3	12,214.7	9,960.1	10,152.4	14,747.4
American Samoa	859	0.7	0.7	....	....	....	....	0.0	....	....	0.0	....	0.0
Bangladesh	513	869.0	280.0	399.9	57.2	101.6	220.0	578.7	168.3	119.9	167.2	159.8	191.8
Bhutan	514	0.1	0.1	....	....	....	....	0.1	....	....	....	....	....
Brunei Darussalam	516	0.4	0.1	0.1	0.0	0.0	0.1	0.0	0.0	....	....	....	0.0
Cambodia	522	4.5	0.3	3.0	3.0	1.0	1.9	106.2	34.6	26.2	31.6	28.8	41.6
China,P.R.: Mainland	924	28,606.4	6,767.4	7,251.1	5,966.5	7,069.8	6,377.7	34,945.8	9,518.9	9,450.7	7,517.2	7,821.4	11,850.1
Fiji	819	0.0	0.0	0.0	....	0.0	....	0.0	0.0	0.0	0.0	0.0	0.0
F.T. French Polynesia	887	0.0	0.0	0.0	....	....	0.0	0.0	0.0	0.0	....	....	....
F.T. New Caledonia	839	1.5	0.0	0.2	0.2	0.0	0.1	0.0	....	....	....	....	....
Guam	829	....	....	....	....	....	0.0	....	....	....	....	0.0	....
India	534	5,568.5	1,274.5	1,534.0	948.0	1,316.6	1,431.8	2,257.7	569.3	568.9	567.2	590.3	596.2
Indonesia	536	439.6	71.1	107.7	105.9	75.3	104.0	1,522.6	417.5	395.0	532.1	324.7	509.1
Kiribati	826	....	....	....	....	....	....	0.0	0.0	0.0	....	0.0	....
Lao People's Dem.Rep	544	15.7	4.0	6.1	2.0	6.8	0.8	0.8	0.3	0.1	0.1	0.3	27.0
Malaysia	548	636.0	123.1	92.0	171.2	251.5	244.6	1,314.9	284.2	456.9	270.9	263.1	310.8
Maldives	556	0.1	....	0.0	0.1	0.1	0.1	0.0	....	0.0	0.0	0.0	....
Mongolia	948	1,117.3	236.9	309.5	176.2	231.3	228.0	44.1	11.3	8.9	7.4	9.6	9.4

# Russian Federation (922)

In Millions of U.S. Dollars

		Exports (FOB)						Imports (CIF)					
		2015	2015Q3	2015Q4	2016Q1	2016Q2	2016Q3	2015	2015Q3	2015Q4	2016Q1	2016Q2	2016Q3
Myanmar	518	114.8	29.3	31.8	44.8	21.4	20.0	15.7	3.1	3.9	4.5	2.7	6.2
Nauru	836	3.0	....	....	....	....	....	0.0	....	0.0	....	0.0	....
Nepal	558	34.5	1.1	1.2	0.4	0.6	1.3	0.6	0.2	0.1	0.2	0.2	0.2
Palau	565	0.0	0.0	....	....	0.0	....	....	....	....	....	....	0.0
Papua New Guinea	853	2.9	0.5	0.3	9.2	7.9	15.0	5.2	1.3	0.8	0.3	0.6	1.3
Philippines	566	321.3	72.2	19.9	24.5	35.5	38.8	266.2	76.7	96.1	51.5	63.4	82.8
Solomon Islands	813	....	....	....	....	....	....	0.0	0.0	0.0	....	0.1	0.0
Sri Lanka	524	129.7	25.6	32.3	27.5	18.8	17.1	309.6	84.3	77.6	60.3	68.3	76.9
Thailand	578	562.5	96.7	137.3	74.1	84.0	284.3	1,491.1	353.2	442.0	220.0	246.1	325.8
Timor-Leste	537	....	....	....	....	....	....	0.0	....	....	....	....	....
Tonga	866	....	....	....	....	....	....	....	....	....	0.0	....	....
Tuvalu	869	....	....	....	....	....	....	0.0	....	....	....	....	....
Vanuatu	846	....	....	....	....	....	....	0.0	0.0	....	....	....	0.0
Vietnam	582	1,842.9	266.6	850.2	265.6	333.3	183.1	2,053.2	639.9	567.7	529.6	573.1	718.1
Asia n.s.	598	91.1	23.4	30.9	12.5	18.0	27.7	0.1	0.1	0.0	0.0	0.0	0.0
<b>Europe</b>	<b>170</b>	<b>83,955.5</b>	<b>19,738.2</b>	<b>20,614.7</b>	<b>14,515.5</b>	<b>17,218.4</b>	<b>17,693.9</b>	<b>34,152.0</b>	<b>8,986.5</b>	<b>8,443.8</b>	<b>5,891.8</b>	<b>7,914.9</b>	<b>8,023.9</b>
<b>Emerg. &amp; Dev. Europe</b>	<b>903</b>	<b>38,412.3</b>	<b>9,028.0</b>	<b>8,874.7</b>	<b>6,455.0</b>	<b>7,711.5</b>	<b>8,115.7</b>	<b>13,086.0</b>	<b>3,292.5</b>	<b>3,422.2</b>	<b>2,245.1</b>	<b>2,638.7</b>	<b>2,746.2</b>
Albania	914	67.0	24.2	25.2	11.0	13.9	11.2	12.2	2.7	2.2	2.2	1.9	3.3
Bosnia and Herzegovina	963	230.8	51.6	20.9	18.7	11.1	10.0	71.9	14.4	29.0	20.0	15.2	14.6
Bulgaria	918	1,889.0	370.9	622.8	447.7	542.4	687.0	473.6	121.0	141.0	93.3	121.0	131.9
Croatia	960	988.5	303.7	151.5	92.2	179.8	132.3	238.0	52.9	86.4	46.6	45.4	52.8
Faroe Islands	816	16.7	2.0	11.0	0.9	39.8	1.6	277.2	60.7	103.6	56.8	56.4	59.3
Gibraltar	823	591.1	109.6	54.0	44.3	47.4	65.0	0.0	0.0	0.0	0.0	0.0	0.0
Hungary	944	3,030.0	582.1	802.0	496.5	767.8	698.0	1,713.8	435.3	453.4	358.6	393.0	418.8
Macedonia, FYR	962	59.0	4.5	13.0	8.6	24.5	7.7	83.2	20.9	20.7	20.7	18.1	18.2
Montenegro	943	27.1	1.9	1.1	7.6	2.4	4.5	2.5	0.8	0.5	1.0	1.1	1.2
Poland	964	9,652.9	2,313.3	2,147.8	1,603.5	2,164.8	2,519.1	4,097.1	1,054.3	1,077.0	766.6	982.1	1,036.1
Romania	968	1,679.2	555.6	401.5	326.0	505.1	455.3	1,297.5	286.1	328.6	277.9	288.1	359.3
Serbia, Republic of	942	849.6	169.3	265.0	202.8	185.3	154.6	785.8	239.9	218.2	190.0	222.2	223.2
Turkey	186	19,331.5	4,539.3	4,359.0	3,195.3	3,227.2	3,369.3	4,033.3	1,003.5	961.6	411.4	494.2	427.4
<b>CIS</b>	<b>901</b>	<b>45,538.0</b>	<b>10,709.7</b>	<b>11,738.6</b>	<b>8,059.8</b>	<b>9,505.8</b>	<b>9,577.6</b>	<b>21,016.1</b>	<b>5,673.7</b>	<b>5,010.7</b>	<b>3,638.1</b>	<b>5,263.2</b>	<b>5,139.4</b>
Armenia	911	1,048.2	266.0	301.4	211.3	160.5	253.1	196.6	51.1	74.2	104.5	87.3	88.6
Azerbaijan, Rep. of	912	2,287.1	543.5	574.5	199.4	326.3	394.2	517.2	113.3	165.8	53.4	158.4	69.8
Belarus	913	15,205.7	3,749.1	3,812.0	3,235.9	3,808.4	3,304.4	8,662.0	2,451.2	2,068.7	1,763.0	2,476.7	2,569.2
Georgia	915	768.7	199.4	222.4	165.4	195.2	239.4	217.4	54.9	72.0	41.5	62.5	63.9
Kazakhstan	916	10,686.2	2,638.9	2,536.6	1,823.6	2,294.9	2,409.0	4,767.3	1,174.6	950.2	780.0	930.9	882.0
Kyrgyz Republic	917	1,299.1	257.2	336.6	240.0	250.8	253.4	71.2	17.8	20.1	26.6	37.8	54.8
Moldova	921	1,036.4	188.9	256.1	281.1	171.7	179.0	185.8	55.1	51.2	29.2	51.3	75.8
Tajikistan	923	762.6	205.1	197.9	114.2	167.8	169.1	52.2	12.6	11.4	8.0	3.8	7.9
Turkmenistan	925	913.7	232.4	293.0	153.6	182.3	125.7	73.5	24.0	18.4	21.4	249.8	33.1
Ukraine	926	9,294.9	1,873.2	2,666.9	1,194.8	1,459.8	1,741.2	5,671.2	1,556.0	1,427.7	679.0	993.6	1,095.4
Uzbekistan	927	2,235.4	555.9	541.1	440.5	488.0	509.1	601.8	163.0	150.9	131.6	210.9	198.8
Europe n.s.	884	5.1	0.5	1.5	0.7	1.0	0.6	49.9	20.3	10.9	8.5	13.0	138.3
<b>Mid East, N Africa, Pak</b>	<b>440</b>	<b>13,725.9</b>	<b>2,893.4</b>	<b>4,713.2</b>	<b>3,274.1</b>	<b>3,084.2</b>	<b>4,140.2</b>	<b>1,941.9</b>	<b>295.8</b>	<b>455.5</b>	<b>697.2</b>	<b>618.7</b>	<b>310.5</b>
Afghanistan, I.R. of	512	149.9	28.2	28.2	34.1	57.7	44.7	9.1	2.0	2.7	2.2	1.9	1.3
Algeria	612	1,994.0	258.5	1,221.2	443.6	626.2	1,292.1	5.5	1.0	0.9	2.4	2.5	1.2
Bahrain, Kingdom of	419	4.3	0.6	0.8	0.4	2.9	43.4	7.9	2.1	1.9	1.3	1.7	2.4
Djibouti	611	52.0	13.7	36.9	44.7	1.2	9.8	....	....	....	0.0	....	....
Egypt	469	3,675.2	718.7	1,372.7	1,125.1	638.0	622.2	413.7	31.2	46.4	132.1	154.2	40.9
Iran, I.R. of	429	1,018.9	297.3	291.0	303.5	449.1	672.3	260.2	35.9	71.7	109.7	61.3	30.8
Iraq	433	1,806.9	284.3	301.7	276.6	263.2	121.8	0.1	....	0.0	....	0.0	....
Jordan	439	240.5	31.7	108.4	70.7	32.6	19.7	18.9	1.7	5.1	3.3	4.9	4.1
Kuwait	443	405.8	211.6	115.6	103.5	117.7	122.0	0.1	0.0	0.0	....	0.0	0.0
Lebanon	446	631.5	121.0	153.6	105.8	101.3	161.1	8.1	2.6	1.4	3.0	3.2	3.0
Libya	672	183.3	72.4	71.8	11.9	2.5	49.2	0.0	....	....	....	....	....
Mauritania	682	17.5	4.7	4.5	1.5	1.0	11.7	13.7	5.2	3.6	2.3	3.1	3.2
Morocco	686	548.0	139.1	174.7	127.5	147.6	254.1	466.4	53.4	169.8	216.9	97.6	61.1
Oman	449	103.9	47.6	37.1	6.1	40.5	66.4	2.5	0.2	0.4	0.4	0.5	0.4
Pakistan	564	97.7	24.7	24.6	33.8	31.1	29.9	298.3	46.6	42.7	127.5	49.7	50.8
Qatar	453	13.7	8.3	1.4	5.5	13.4	1.6	16.9	4.0	8.5	7.0	7.9	10.7



# Russian Federation (922)

In Millions of U.S. Dollars

		Exports (FOB)						Imports (CIF)					
		2015	2015Q3	2015Q4	2016Q1	2016Q2	2016Q3	2015	2015Q3	2015Q4	2016Q1	2016Q2	2016Q3
Saudi Arabia	456	770.7	244.8	169.3	66.3	93.9	135.2	155.3	33.0	46.3	28.8	37.5	38.6
Somalia	726	1.5	0.3	0.4	0.5	0.0	0.1	0.0	0.0	0.0	0.0	0.0	0.0
Sudan	732	138.1	34.2	33.4	54.1	50.4	50.1	1.0	0.2	0.1	0.0	0.1	0.1
Syrian Arab Republic	463	307.3	28.3	72.0	74.4	38.6	35.6	5.2	2.1	1.1	4.2	4.8	1.3
Tunisia	744	273.3	58.4	66.9	79.6	98.1	86.3	93.8	26.6	19.1	27.5	23.8	31.8
United Arab Emirates	466	1,080.8	239.1	358.8	260.2	258.7	254.4	164.4	47.8	33.6	28.4	164.0	28.6
West Bank and Gaza	487	2.9	0.4	1.1	1.1	0.3	0.2	0.5	0.1	0.2	0.1	0.1	0.1
Yemen, Republic of	474	208.1	25.6	67.1	43.7	18.3	56.3	0.2	0.0	0.0	0.0	0.0	0.0
<b>Sub-Saharan Africa</b>	<b>603</b>	<b>1,920.1</b>	<b>670.1</b>	<b>556.8</b>	<b>534.7</b>	<b>497.5</b>	<b>516.1</b>	<b>1,349.1</b>	<b>418.5</b>	<b>331.6</b>	<b>251.1</b>	<b>318.7</b>	<b>383.8</b>
Angola	614	243.9	42.8	91.3	288.8	119.2	113.4	0.0	....	....	....	0.0	0.0
Benin	638	0.9	0.1	0.5	0.4	0.3	0.7	0.0	0.0	....	0.0	0.0	0.0
Botswana	616	22.5	4.5	2.8	6.6	6.1	4.7	0.0	....	0.0	....	0.0	....
Burkina Faso	748	1.9	0.9	0.8	1.5	1.8	1.6	0.0	0.0	0.0	....	0.1	....
Burundi	618	1.2	0.5	0.2	2.7	0.6	0.5	1.2	0.2	0.0	0.4	0.4	0.3
Cabo Verde	624	0.2	0.0	0.2	....	0.0	....	0.0	0.0	....	0.0	0.0	0.0
Cameroon	622	13.5	2.7	5.9	5.9	10.4	13.3	5.1	1.2	1.2	0.7	1.1	1.2
Central African Rep.	626	0.0	0.0	0.0	0.2	0.2	0.4	0.0	0.0	0.0	0.0	....	0.0
Chad	628	0.9	0.0	0.0	0.0	....	0.1	....	....	....	....	....	....
Comoros	632	....	....	....	....	....	....	0.2	0.0	0.2	0.1	0.0	0.5
Congo, Dem. Rep. of	636	40.4	9.7	11.6	2.7	6.4	7.5	0.1	0.0	0.0	0.0	0.1	0.1
Congo, Republic of	634	14.5	6.7	3.6	0.9	1.7	2.4	0.6	0.1	0.0	0.0	0.0	0.1
Côte d'Ivoire	662	41.0	6.3	16.0	13.5	2.8	21.7	193.0	48.7	80.4	42.1	50.6	75.4
Equatorial Guinea	642	1.9	0.8	0.6	0.1	0.3	0.7	0.0	0.0	....	....	....	....
Eritrea	643	....	....	....	....	....	....	0.0	0.0	0.0	0.0	0.0	0.0
Ethiopia	644	17.7	4.1	9.0	4.5	16.0	6.6	24.2	5.9	8.2	3.4	3.2	7.4
Gabon	646	1.0	0.2	0.4	0.1	0.3	0.1	0.0	0.0	0.0	0.1	0.1	11.2
Gambia, The	648	5.6	3.4	....	....	....	0.0	0.0	....	....	....	0.0	0.0
Ghana	652	134.9	35.0	26.1	37.7	90.3	39.2	80.5	29.8	20.9	10.4	9.1	11.9
Guinea	656	12.4	3.5	3.3	2.8	1.2	2.3	1.5	0.6	0.8	0.0	0.3	0.4
Guinea-Bissau	654	....	....	....	0.0	0.0	....	0.0	....	....	0.0	....	....
Kenya	664	166.3	54.6	34.7	25.6	25.2	39.7	170.8	48.0	39.2	41.4	38.8	31.7
Lesotho	666	....	....	....	....	0.0	....	0.0	0.0	0.0	0.0	0.0	0.0
Liberia	668	3.4	0.7	0.1	0.3	0.0	0.0	0.5	....	0.2	0.0	0.2	....
Madagascar	674	0.2	0.1	0.0	0.1	0.5	0.1	7.3	2.0	1.8	1.9	1.4	2.5
Malawi	676	20.9	5.0	5.6	1.6	0.7	1.6	56.6	10.8	19.1	25.9	8.9	8.8
Mali	678	6.2	1.6	1.1	1.9	3.2	3.4	0.1	0.1	0.0	0.0	0.6	0.0
Mauritius	684	1.7	0.3	0.5	0.6	0.5	1.7	6.4	1.7	1.5	1.4	1.8	2.0
Mozambique	688	64.5	23.2	18.5	5.8	9.5	21.1	45.2	12.0	10.3	11.8	8.8	5.4
Namibia	728	54.2	19.6	32.0	0.1	0.0	18.7	1.7	0.0	0.2	0.5	0.0	0.0
Niger	692	0.6	....	0.0	....	....	0.0	38.8	28.5	10.2	0.0	0.0	0.0
Nigeria	694	285.0	90.0	89.7	43.5	93.7	78.5	22.7	7.3	3.8	0.9	3.7	5.0
Rwanda	714	94.2	82.5	7.0	1.7	2.8	2.0	2.7	0.7	0.4	0.6	0.7	0.9
São Tomé & Príncipe	716	0.5	....	....	0.0	0.0	....	0.0	....	....	0.0	....	0.0
Senegal	722	52.3	8.5	11.3	2.7	13.5	25.0	4.1	0.2	0.5	2.8	2.3	0.1
Seychelles	718	6.1	0.7	3.9	0.4	0.6	3.8	1.4	0.3	0.1	0.0	0.2	0.4
Sierra Leone	724	3.1	1.9	0.2	0.3	0.4	1.3	0.2	0.1	0.0	0.0	0.2	0.1
South Africa	199	274.3	152.8	50.3	31.2	66.3	77.0	567.0	184.8	100.3	81.6	147.9	184.4
Swaziland	734	....	....	....	....	....	....	1.0	0.4	0.3	0.0	0.4	0.4
Tanzania	738	91.4	20.9	29.9	30.1	13.8	19.0	47.4	17.4	11.6	7.8	12.6	11.2
Togo	742	170.6	78.0	51.2	10.2	0.5	0.1	....	....	....	0.0	0.0	0.0
Uganda	746	48.5	5.6	33.8	2.6	7.2	7.9	16.3	3.4	3.9	2.6	6.4	3.3
Zambia	754	18.6	1.2	13.7	0.3	0.2	0.0	10.0	1.6	2.7	0.4	2.0	5.2
Zimbabwe	698	3.1	1.5	1.0	7.4	1.2	....	42.3	12.5	13.7	14.0	17.1	14.0
Africa n.s.	799	....	....	....	0.0	0.0	....	0.0	0.0	0.0	....	0.1	0.0
<b>Western Hemisphere</b>	<b>205</b>	<b>5,295.3</b>	<b>1,241.1</b>	<b>1,166.0</b>	<b>889.4</b>	<b>1,174.7</b>	<b>1,407.8</b>	<b>7,662.1</b>	<b>2,174.2</b>	<b>1,882.9</b>	<b>1,472.4</b>	<b>1,831.1</b>	<b>1,719.2</b>
Antigua and Barbuda	311	0.0	....	0.0	....	0.0	....	0.0	....	0.0	....	0.0	0.0
Argentina	213	122.0	27.8	47.3	21.4	43.2	60.4	824.6	275.2	180.9	135.1	223.0	169.1
Aruba	314	....	....	....	....	0.1	21.5	0.0	0.0	....	....	....	....
Bahamas, The	313	72.7	49.4	....	....	0.0	....	0.7	0.2	0.2	0.1	0.1	0.1
Barbados	316	0.0	0.0	....	....	....	0.0	0.2	0.1	0.1	0.0	0.0	0.0

# Russian Federation (922)

In Millions of U.S. Dollars

		Exports (FOB)						Imports (CIF)					
		2015	2015Q3	2015Q4	2016Q1	2016Q2	2016Q3	2015	2015Q3	2015Q4	2016Q1	2016Q2	2016Q3
Belize	339	20.6	17.6	0.9	1.2	0.2	0.1	0.0	0.0	0.0	....	0.0	0.0
Bermuda	319	0.0	0.0	....	....	....	0.0	0.1	0.0	0.0	0.0	0.0	0.0
Bolivia	218	3.3	0.3	0.8	0.2	0.6	0.5	7.9	1.3	2.5	1.1	1.1	1.9
Brazil	223	1,924.3	412.2	343.9	283.3	435.3	472.1	2,914.7	868.6	747.8	510.2	640.0	665.1
Chile	228	59.0	14.3	10.7	11.0	9.5	11.7	686.1	218.3	169.8	127.6	154.3	149.3
Colombia	233	202.3	67.5	25.3	40.5	30.8	28.2	128.9	34.1	38.8	26.4	25.0	25.4
Costa Rica	238	22.5	6.3	0.8	10.1	4.1	4.4	78.4	12.6	22.7	14.6	16.2	13.1
Dominica	321	0.0	....	....	0.4	....	0.0	0.0	0.0	0.0	0.0	0.0	0.0
Dominican Republic	243	79.4	13.8	5.1	5.8	7.6	11.3	12.5	2.3	4.1	2.3	2.9	4.0
Ecuador	248	261.1	97.3	63.4	34.5	59.1	54.0	1,145.6	239.7	313.0	339.9	321.6	234.5
El Salvador	253	12.0	1.3	0.9	1.8	2.5	1.5	1.6	0.3	0.5	0.3	0.3	0.4
Falkland Islands	323	5.1	0.6	....	....	....	....	1.4	....	0.1	....	0.0	....
Greenland	326	....	....	....	....	0.0	....	58.8	17.7	21.1	20.4	10.5	23.4
Grenada	328	....	....	....	....	....	....	0.0	0.0	0.0	0.0	0.0	0.0
Guatemala	258	48.6	9.2	14.9	10.3	20.8	5.0	12.2	4.0	2.8	3.2	4.1	4.9
Guyana	336	0.4	0.1	0.3	0.1	0.2	0.2	2.5	0.8	0.6	0.9	1.2	0.2
Haiti	263	9.6	4.7	4.8	0.0	0.0	5.1	0.2	0.0	0.1	0.1	0.1	0.0
Honduras	268	23.7	3.9	4.1	8.0	6.6	2.1	10.9	2.1	1.2	3.0	4.7	3.4
Jamaica	343	0.6	0.0	0.3	0.1	0.2	0.1	116.1	23.1	30.1	20.4	24.8	16.0
Mexico	273	990.2	225.2	234.2	216.8	268.1	282.7	588.9	133.8	132.7	156.5	158.6	154.8
Netherlands Antilles	353	....	....	....	7.5	....	15.5	....	....	....	....	....	....
Nicaragua	278	27.1	1.0	9.0	8.0	2.9	13.8	7.8	1.8	1.8	1.0	3.0	3.6
Panama	283	48.8	19.3	9.4	2.4	3.7	3.9	1.6	0.1	0.8	0.5	0.3	0.5
Paraguay	288	13.6	0.4	2.3	0.9	2.3	1.4	857.3	281.2	164.8	65.8	198.3	205.2
Peru	293	619.0	54.8	300.1	39.2	47.2	49.6	79.6	16.9	19.8	25.2	21.2	18.5
St. Kitts and Nevis	361	1.5	....	0.3	....	....	....	0.1	0.0	0.0	0.0	....	....
St. Lucia	362	....	....	....	....	....	0.0	....	....	....	0.0	....	0.0
St. Vincent & Grens.	364	0.0	0.0	....	....	....	....	....	....	....	....	....	0.0
Suriname	366	0.1	....	....	0.2	0.5	0.8	0.1	0.0	0.1	0.0	0.0	0.0
Trinidad and Tobago	369	248.2	100.7	61.0	85.0	202.7	251.2	0.5	0.4	0.1	0.0	0.0	0.1
Uruguay	298	32.1	7.5	13.3	12.0	13.7	2.8	112.8	37.3	26.1	17.5	19.8	25.3
Venezuela, Rep. Bol.	299	382.7	97.1	6.4	81.6	7.3	94.6	2.0	1.9	0.0	0.1	0.0	0.2
Western Hem. n.s.	399	64.7	8.8	6.5	7.3	5.4	13.2	8.1	0.3	0.3	0.0	0.0	....
<b>Other Countries n.i.e</b>	<b>910</b>	<b>165.7</b>	<b>43.7</b>	<b>36.6</b>	<b>70.3</b>	<b>46.3</b>	<b>53.9</b>	<b>54.5</b>	<b>13.1</b>	<b>5.3</b>	<b>16.9</b>	<b>3.8</b>	<b>16.9</b>
Cuba	928	87.3	27.2	18.7	56.9	29.6	38.4	48.5	11.3	1.9	13.2	2.3	16.1
Korea, Dem. People's Rep.	954	78.3	16.6	17.8	13.5	16.7	15.5	6.0	1.7	3.4	3.7	1.5	0.8
<b>Countries &amp; Areas n.s.</b>	<b>898</b>	<b>66.7</b>	<b>10.3</b>	<b>45.2</b>	<b>2.7</b>	<b>8.5</b>	<b>14.9</b>	<b>1.3</b>	<b>0.1</b>	<b>0.1</b>	<b>0.1</b>	<b>0.2</b>	<b>1.5</b>
<b>Memorandum Items</b>													
Africa	605	4,944.5	1,179.0	2,094.9	1,286.2	1,422.0	2,220.3	1,929.6	504.9	525.1	500.2	445.8	481.2
Middle East	405	10,454.0	2,331.6	3,122.4	2,454.7	2,070.9	2,361.4	1,054.1	160.8	216.7	318.4	440.1	160.9
European Union	998	165,672.1	38,113.2	36,290.2	28,286.4	32,150.4	32,456.5	70,113.7	18,547.1	19,044.7	13,447.9	17,553.3	18,627.6
Export earnings: fuel	080	23,122.8	5,608.3	6,382.5	4,273.1	5,205.6	6,367.3	7,279.3	1,720.7	1,655.9	1,401.3	1,966.0	1,376.0
Export earnings: nonfuel	092	320,304.0	73,692.2	75,901.5	56,951.7	63,255.9	65,544.6	175,124.2	45,770.0	46,449.3	34,575.5	41,577.9	48,810.6

# Rwanda (714)

In Millions of U.S. Dollars

		Exports (FOB)						Imports (CIF)					
		2015	2015Q3	2015Q4	2016Q1	2016Q2	2016Q3	2015	2015Q3	2015Q4	2016Q1	2016Q2	2016Q3
IFS World		....	....	....	....	....	....	....	....	....	....	....	....
World	001	581.4	116.5	212.4	122.4	119.1	117.8	1,858.2	462.6	493.5	398.8	472.1	732.1
Advanced Economies	110	183.1	32.1	91.0	36.8	30.3	30.5	439.8	103.2	112.8	106.6	136.9	315.6
Euro Area	163	47.4	16.6	13.0	8.2	7.7	7.0	222.3	53.1	67.1	49.4	69.7	272.4
Austria	122	7.7	2.1 r	2.0 r	2.1 r	2.2 r	1.8 r	1.2	0.2 r	0.5 r	0.7 r	0.2 r	0.1 r
Belgium	124	19.8	4.5 r	7.3 r	2.6 r	2.0 r	2.6 r	44.2	13.9 r	10.4 r	17.2 r	17.7 r	10.8 r
Cyprus	423	....	....	....	....	....	0.0 r	0.1	0.0 r	0.0 r	0.1 r	0.1 r	0.0 r
Estonia	939	0.0	0.0 r	....	....	....	....	0.0	0.0 r	0.0 r	0.0 r	0.0 r	0.0 r
Finland	172	0.6	0.0 r	0.4 r	0.3 r	0.4 r	0.0 r	7.6	0.6 r	4.5 r	1.2 r	0.7 r	1.0 r
France	132	0.8	0.2 r	0.2 r	0.2 r	0.6 r	0.2 r	44.2	10.1 r	10.8 r	5.7 r	10.9 r	234.5 r
Germany	134	8.0	1.4 r	2.2 r	1.4 r	0.8 r	1.1 r	56.4	14.6 r	21.3 r	13.2 r	22.0 r	16.0 r
Greece	174	0.0	0.0 r	0.0 r	0.0 r	0.0 r	0.0 r	0.4	0.1 r	0.2 r	0.2 r	0.0 r	0.1 r
Ireland	178	0.1	0.0 r	0.1 r	....	0.0 r	0.0 r	0.9	0.4 r	0.2 r	0.7 r	0.7 r	0.1 r
Italy	136	1.4	0.3 r	0.3 r	0.5 r	0.7 r	0.1 r	25.9	4.8 r	7.5 r	1.8 r	5.4 r	3.2 r
Latvia	941	0.4	....	0.3 r	0.9 r	0.9 r	0.9 r	0.7	0.1 r	0.6 r	0.8 r	0.3 r	0.0 r
Lithuania	946	....	....	....	....	....	....	1.2	0.3 r	0.3 r	0.2 r	2.2 r	0.1 r
Luxembourg	137	7.9	7.9 r	0.0 r	0.0 r	0.0 r	0.0 r	0.7	0.3 r	0.4 r	0.3 r	0.3 r	0.3 r
Netherlands	138	0.5	0.1 r	0.3 r	0.1 r	0.1 r	0.1 r	28.9	5.4 r	8.7 r	6.6 r	7.6 r	5.2 r
Portugal	182	0.0	0.0 r	....	....	....	0.0 r	1.5	0.6 r	0.2 r	0.1 r	1.0 r	0.5 r
Slovak Republic	936	0.0	0.0 r	0.0 r	....	0.0 r	....	1.3	0.0 r	0.0 r	0.0 r	0.0 r	0.0 r
Slovenia	961	0.0	0.0 r	....	....	....	....	0.1	0.0 r	0.1 r	0.0 r	0.0 r	0.0 r
Spain	184	0.2	0.0 r	0.0 r	0.1 r	0.0 r	0.0 r	6.9	1.5 r	1.5 r	0.4 r	0.6 r	0.4 r
Australia	193	1.2	0.1 r	0.8 r	0.2 r	0.2 r	0.1 r	4.5	0.1 r	0.4 r	0.4 r	1.0 r	0.6 r
Canada	156	0.2	0.1 r	0.1 r	0.1 r	0.1 r	0.1 r	12.8	0.2 r	0.7 r	0.1 r	0.9 r	0.4 r
China,P.R.: Hong Kong	532	18.3	1.3 r	0.6 r	0.8 r	0.8 r	0.7 r	12.7	3.4 r	2.8 r	2.3 r	3.3 r	4.1 r
Czech Republic	935	0.1	0.0 r	0.0 r	....	0.0 r	0.0 r	0.6	0.2 r	0.1 r	0.2 r	0.9 r	1.5 r
Denmark	128	0.0	0.0 r	0.0 r	0.0 r	0.0 r	0.0 r	4.8	1.5 r	0.9 r	0.5 r	1.2 r	0.4 r
Iceland	176	0.0	0.0 r	0.0 r	0.0 r	0.0 r	0.0 r	0.1	0.0 r	0.0 r	0.0 r	0.0 r	0.0 r
Israel	436	0.7	0.2 r	0.2 r	0.2 r	0.2 r	0.2 r	6.9	0.4 r	2.3 r	7.6 r	4.6 r	1.0 r
Japan	158	5.2	0.8 r	2.4 r	5.0 r	1.0 r	2.3 r	55.0	9.5 r	9.5 r	9.2 r	11.8 r	12.1 r
Korea, Republic of	542	0.9	0.3 r	0.3 r	0.6 r	0.7 r	0.3 r	24.7	10.1 r	5.6 r	9.6 r	9.8 r	4.6 r
New Zealand	196	0.0	0.0 r	0.0 r	0.0 r	0.0 r	0.0 r	0.6	0.3 r	0.2 r	0.1 r	0.1 r	0.2 r
Norway	142	0.5	0.0 r	0.5 r	0.2 r	0.0 r	0.0 r	0.5	0.1 r	0.1 r	0.2 r	0.3 r	0.1 r
Singapore	576	19.4	5.4 r	10.7 r	0.0 r	0.1 r	0.0 r	5.3	3.4 r	0.3 r	0.4 r	0.3 r	0.2 r
Sweden	144	0.0	0.0 r	0.0 r	0.0 r	0.0 r	0.0 r	10.4	3.4 r	1.4 r	1.7 r	8.3 r	2.9 r
Switzerland	146	53.2	0.2 r	47.4 r	16.0 r	15.1 r	15.0 r	10.8	1.6 r	2.6 r	4.8 r	3.7 r	1.2 r
Taiwan Prov.of China	528	0.3 e	0.1 e	0.1 e	0.1 e	0.1 e	0.0 e	0.1	0.0 r	0.0 r	0.1 r	0.0 r	0.0 r
United Kingdom	112	11.7	3.4 r	4.5 r	3.1 r	1.5 r	1.9 r	22.9	3.6 r	2.0 r	3.5 r	3.7 r	6.5 r
United States	111	23.9	3.8 r	10.4 r	2.5 r	2.8 r	2.7 r	44.8	12.2 r	16.8 r	16.6 r	17.4 r	7.6 r
Emerg. & Dev. Economies	200	396.1	84.0	120.7	85.2	88.3	86.9	1,416.6	359.0	380.2	291.8	334.7	415.7
Emerg. & Dev. Asia	505	22.6	5.7	6.3	8.3	7.3	10.1	593.1	131.4	168.6	98.9	140.9	140.0
Bangladesh	513	0.0	0.0 r	0.0 r	0.0 r	0.0 r	0.0 r	0.1	0.0 r	0.0 r	0.0 r	0.0 r	0.0 r
Brunei Darussalam	516	....	....	....	....	....	....	0.0	0.0 r	0.0 r	0.0 r	0.0 r	0.0 r
Cambodia	522	0.0	0.0 r	0.0 r	0.0 r	0.0 r	0.0 r	0.0	0.0 r	0.0 r	0.0 r	0.0 r	0.0 r
China,P.R.: Mainland	924	13.4	3.6 r	3.3 r	2.7 r	1.6 r	3.5 r	358.5	75.8 r	121.1 r	60.5 r	84.6 r	84.3 r
F.T. French Polynesia	887	0.0 e	0.0 e	0.0 e	0.0 e	0.0 e	0.0 e	....	....	....	....	....	....
F.T. New Caledonia	839	....	....	....	....	....	....	0.0	0.0 r	0.0 r	0.0 r	0.0 r	0.0 r
Guam	829	....	....	....	....	....	....	0.0	0.0 r	0.0 r	0.0 r	0.0 r	0.0 r
India	534	2.0	0.4 r	0.3 r	0.1 r	0.1 r	0.4 r	181.8	37.2 r	36.5 r	27.9 r	43.7 r	30.3 r
Indonesia	536	....	....	....	....	....	....	9.5	5.3 r	2.7 r	4.0 r	5.4 r	8.2 r
Lao People's Dem.Rep	544	....	....	....	....	....	....	0.0	0.0 r	0.0 r	0.0 r	0.0 r	0.0 r
Malaysia	548	5.2	1.6 r	0.9 r	0.6 r	0.8 r	1.3 r	8.0	1.8 r	1.4 r	0.5 r	0.7 r	1.8 r
Mongolia	948	....	....	....	....	....	....	0.0	0.0 r	0.0 r	0.0 r	0.0 r	0.0 r
Nepal	558	....	....	....	....	....	....	0.0	0.0 r	0.0 r	0.0 r	0.0 r	0.0 r
Philippines	566	0.1	0.1 r	....	....	....	....	0.2	....	0.2 r	....	....	....
Sri Lanka	524	1.8	....	1.8 r	4.9 r	4.9 r	4.9 r	2.1	1.1 r	0.3 r	1.1 r	1.1 r	1.2 r
Thailand	578	0.0	0.0 r	0.0 r	0.0 r	0.0 r	0.0 r	18.4	6.8 r	2.2 r	1.4 r	1.5 r	7.7 r
Timor-Leste	537	....	....	....	....	....	....	0.0	0.0 r	0.0 r	0.0 r	0.0 r	0.0 r
Vietnam	582	0.0	0.0 r	0.0 r	0.0 r	0.0 r	0.0 r	10.7	2.4 r	3.0 r	2.5 r	3.0 r	4.9 r
Asia n.s.	598	....	....	....	....	....	....	3.8	0.9 r	1.2 r	0.9 r	1.0 r	1.5 r

# Rwanda (714)

In Millions of U.S. Dollars

		Exports (FOB)						Imports (CIF)					
		2015	2015Q3	2015Q4	2016Q1	2016Q2	2016Q3	2015	2015Q3	2015Q4	2016Q1	2016Q2	2016Q3
<b>Europe</b>	170	<b>1.2</b>	<b>0.2</b>	<b>0.4</b>	<b>0.6</b>	<b>0.5</b>	<b>0.5</b>	<b>85.3</b>	<b>46.7</b>	<b>21.5</b>	<b>20.9</b>	<b>9.5</b>	<b>8.0</b>
<b>Emerg. &amp; Dev. Europe</b>	903	<b>1.1</b>	<b>0.2</b>	<b>0.3</b>	<b>0.6</b>	<b>0.4</b>	<b>0.4</b>	<b>42.3</b>	<b>10.5</b>	<b>17.8</b>	<b>19.5</b>	<b>7.7</b>	<b>6.3</b>
Albania	914	....	....	....	....	....	....	0.0	0.0 r	0.0 r	0.0 r	0.0 r	0.0 r
Bosnia and Herzegovina	963	....	....	....	....	....	....	0.0	0.0 r	0.0 r	0.0 r	0.0 r	0.0 r
Bulgaria	918	0.0	....	....	0.0 r	....	0.0 r	2.3	0.2 r	0.3 r	0.3 r	0.2 r	0.1 r
Croatia	960	....	....	....	....	....	....	0.4	0.3 r	....	0.1 r	....	....
Faroe Islands	816	0.0 e	0.0 e	0.0 e	0.0 e	0.0 e	0.0 e	....	....	....	....	....	....
Gibraltar	823	....	....	....	....	....	....	0.0	0.0 r	0.0 r	0.0 r	0.0 r	0.0 r
Hungary	944	0.0	....	0.0 r	0.0 r	....	....	1.3	0.3 r	0.1 r	0.2 r	0.2 r	0.2 r
Macedonia, FYR	962	0.2	0.0 r	0.1 r	0.0 r	0.0 r	0.0 r	....	....	....	....	....	....
Poland	964	0.0	0.0 r	0.0 r	0.0 r	0.0 r	0.0 r	3.2	0.8 r	0.1 r	2.6 r	0.1 r	1.0 r
Romania	968	0.1	0.1 r	0.0 r	0.0 r	....	0.0 r	1.1	0.4 r	0.0 r	0.0 r	....	....
Serbia, Republic of	942	0.0	....	0.0 r	....	....	....	0.2	0.0 r	0.1 r	0.1 r	0.0 r	0.0 r
Turkey	186	0.8	0.0 r	0.2 r	0.5 r	0.4 r	0.4 r	33.7	8.4 r	17.2 r	16.3 r	7.2 r	4.9 r
<b>CIS</b>	901	<b>0.1</b>	<b>0.0</b>	<b>0.0</b>	<b>0.0</b>	<b>0.0</b>	<b>0.1</b>	<b>43.0</b>	<b>36.2</b>	<b>3.7</b>	<b>1.3</b>	<b>1.8</b>	<b>1.8</b>
Armenia	911	....	....	....	....	....	....	0.1	0.0 r	0.0 r	0.0 r	0.0 r	0.0 r
Azerbaijan, Rep. of	912	....	....	....	....	....	....	0.0	0.0 r	0.0 r	0.0 r	0.0 r	0.0 r
Belarus	913	0.0 e	....	0.0 e	....	....	0.1 e	0.0	0.0 r	0.0 r	....	....	0.0 r
Georgia	915	....	....	....	....	....	....	0.5	0.1 r	0.1 r	0.1 r	0.1 r	0.1 r
Kyrgyz Republic	917	....	....	....	....	....	....	0.1	0.0 r	0.0 r	0.0 r	0.0 r	0.0 r
Russian Federation	922	0.1	0.0 r	0.0 r	0.0 r	0.0 r	0.0 r	40.6	35.5 r	3.0 r	0.7 r	1.2 r	0.8 r
Ukraine	926	0.0	0.0 r	0.0 r	0.0 r	0.0 r	0.0 r	1.7	0.5 r	0.5 r	0.4 r	0.4 r	0.7 r
Europe n.s.	884	....	....	....	....	....	....	0.0	0.0 r	0.0 r	0.0 r	0.0 r	0.0 r
<b>Mid East, N Africa, Pak</b>	440	<b>42.0</b>	<b>9.1</b>	<b>12.9</b>	<b>8.3</b>	<b>8.7</b>	<b>8.3</b>	<b>174.9</b>	<b>44.9</b>	<b>44.9</b>	<b>40.7</b>	<b>47.3</b>	<b>73.6</b>
Afghanistan, I.R. of	512	0.0	0.0 r	0.0 r	0.0 r	0.0 r	0.0 r	....	....	....	....	....	....
Algeria	612	0.0	0.0 r	0.0 r	0.0 r	0.0 r	0.0 r	0.0	0.0 r	0.0 r	0.0 r	0.0 r	0.0 r
Bahrain, Kingdom of	419	....	....	....	....	....	....	1.0	0.2 r	0.3 r	0.2 r	0.3 r	0.4 r
Egypt	469	0.3	0.2 r	0.2 r	....	....	....	28.1	8.4 r	6.6 r	4.9 r	5.7 r	9.6 r
Iran, I.R. of	429	....	....	....	....	....	....	2.9	0.7 r	0.8 r	0.7 r	0.8 r	1.3 r
Iraq	433	0.0	0.0 r	0.0 r	0.0 r	0.0 r	0.0 r	....	....	....	....	....	....
Jordan	439	....	....	....	....	....	....	0.8	0.2 r	0.3 r	0.1 r	0.1 r	....
Kuwait	443	....	....	....	....	....	....	0.0	0.0 r	0.0 r	0.0 r	0.0 r	0.0 r
Lebanon	446	....	....	....	....	....	....	10.3	5.9 r	0.5 r	0.4 r	0.4 r	0.4 r
Morocco	686	0.0	....	0.0 r	0.0 r	0.0 r	0.0 r	0.1	0.0 r	0.0 r	0.1 r	0.1 r	0.2 r
Oman	449	0.1	0.0 r	0.0 r	0.0 r	0.0 r	0.0 r	0.4	0.1 r	0.1 r	0.1 r	0.1 r	0.2 r
Pakistan	564	....	....	....	....	....	....	26.6	6.1 r	7.5 r	9.5 r	9.5 r	9.6 r
Qatar	453	0.1	0.0 r	0.0 r	0.0 r	0.0 r	0.0 r	0.0	0.0 r	0.0 r	0.0 r	0.0 r	0.0 r
Saudi Arabia	456	0.1	0.0 r	0.0 r	0.0 r	0.0 r	0.0 r	9.4	2.2 r	2.7 r	2.2 r	2.6 r	4.4 r
Somalia	726	....	....	....	....	....	....	0.0	0.0 r	0.0 r	0.0 r	0.0 r	0.0 r
Sudan	732	1.3	0.6 r	0.2 r	0.1 r	0.1 r	0.1 r	0.1	....	0.1 r	0.2 r	0.2 r	0.3 r
Tunisia	744	0.0	0.0 r	0.0 r	0.0 r	0.0 r	0.0 r	0.2	0.0 r	0.0 r	0.0 r	0.0 r	0.0 r
United Arab Emirates	466	40.0	8.3 r	12.4 r	8.1 r	8.6 r	8.2 r	95.1	21.1 r	26.0 r	22.4 r	27.4 r	47.2 r
Yemen, Republic of	474	0.0	0.0 r	0.0 r	0.0 r	0.0 r	0.0 r	....	....	....	....	....	....
<b>Sub-Saharan Africa</b>	603	<b>330.3</b>	<b>69.0</b>	<b>101.1</b>	<b>68.0</b>	<b>71.8</b>	<b>67.9</b>	<b>555.6</b>	<b>134.0</b>	<b>144.5</b>	<b>130.5</b>	<b>136.0</b>	<b>192.5</b>
Angola	614	....	....	....	....	....	....	0.0	0.0 r	0.0 r	0.0 r	0.0 r	0.0 r
Benin	638	0.1	0.0 r	0.0 r	0.0 r	0.0 r	0.0 r	0.0	0.0 r	0.0 r	0.0 r	0.0 r	0.0 r
Botswana	616	0.0	0.0 r	0.0 r	0.0 r	0.0 r	0.0 r	0.0	0.0 r	0.0 r	0.0 r	0.0 r	0.0 r
Burkina Faso	748	0.0	0.0 r	0.0 r	0.0 r	0.0 r	0.0 r	0.0	0.0 r	0.0 r	0.0 r	0.0 r	0.0 r
Burundi	618	16.2	3.4 r	5.3 r	3.5 r	3.7 r	3.5 r	8.7	2.1 r	2.6 r	2.1 r	2.4 r	4.0 r
Cameroon	622	0.0	0.0 r	0.0 r	0.0 r	0.0 r	0.0 r	0.2	0.0 r	0.0 r	0.0 r	0.0 r	0.1 r
Central African Rep.	626	9.9	2.0 r	3.1 r	2.0 r	2.1 r	2.0 r	0.0	0.0 r	0.0 r	0.0 r	0.0 r	0.0 r
Chad	628	0.1	0.0 r	0.0 r	0.0 r	0.0 r	0.0 r	0.0	0.0 r	0.0 r	0.0 r	0.0 r	0.0 r
Congo, Dem. Rep. of	636	186.5	38.4 r	57.7 r	37.8 r	40.0 r	38.0 r	11.0	2.5 r	3.1 r	2.6 r	3.1 r	5.1 r
Congo, Republic of	634	0.1	0.0 r	0.0 r	0.0 r	0.0 r	0.0 r	0.0	0.0 r	0.0 r	0.0 r	0.0 r	0.0 r
Côte d'Ivoire	662	0.0	0.0 r	0.0 r	0.0 r	0.0 r	0.0 r	0.1	0.0 r	0.0 r	0.0 r	0.0 r	0.0 r
Ethiopia	644	5.1	1.1 r	1.6 r	1.0 r	1.1 r	1.0 r	0.4	0.1 r	0.1 r	0.1 r	0.1 r	0.2 r
Gabon	646	0.1	0.0 r	0.0 r	0.0 r	0.0 r	0.0 r	0.0	0.0 r	0.0 r	0.0 r	0.0 r	0.0 r
Gambia, The	648	....	....	....	....	....	....	0.0	0.0 r	0.0 r	0.0 r	0.0 r	0.0 r
Ghana	652	0.4	0.1 r	0.1 r	0.1 r	0.1 r	0.1 r	0.0	0.0 r	0.0 r	0.0 r	0.0 r	0.0 r
Guinea	656	0.0	0.0 r	0.0 r	0.0 r	0.0 r	0.0 r	0.0	0.0 r	0.0 r	0.0 r	0.0 r	0.0 r

# Rwanda (714)

In Millions of U.S. Dollars

		Exports (FOB)						Imports (CIF)					
		2015	2015Q3	2015Q4	2016Q1	2016Q2	2016Q3	2015	2015Q3	2015Q4	2016Q1	2016Q2	2016Q3
Guinea-Bissau	654	....	....	....	....	....	....	0.0	0.0 r	0.0 r	0.0 r	0.0 r	0.0 r
Kenya	664	90.4	18.6 r	27.9 r	18.3 r	19.4 r	18.4 r	148.0	33.0 r	39.9 r	33.5 r	40.1 r	67.8 r
Liberia	668	0.0	0.0 r	0.0 r	0.0 r	0.0 r	0.0 r	0.0	0.0 r	0.0 r	0.0 r	0.0 r	0.0 r
Madagascar	674	0.1	0.0 r	0.0 r	0.0 r	0.0 r	0.0 r	0.8	0.2 r	0.2 r	0.2 r	0.2 r	0.4 r
Malawi	676	0.1	0.0 r	0.0 r	0.0 r	0.0 r	0.0 r	0.2	0.0 r	0.1 r	0.1 r	0.1 r	0.1 r
Mali	678	0.1	0.0 r	0.0 r	0.0 r	0.0 r	0.0 r	0.3	0.1 r	0.1 r	0.1 r	0.1 r	0.1 r
Mauritius	684	0.0	0.0 r	0.0 r	0.0 r	0.0 r	0.0 r	6.4	0.4 r	1.2 r	0.6 r	0.7 r	1.2 r
Mozambique	688	0.1	0.0 r	0.0 r	0.0 r	0.0 r	0.0 r	1.7	0.4 r	0.5 r	0.4 r	0.5 r	0.8 r
Namibia	728	....	....	....	....	....	....	0.0	0.0 r	0.0 r	0.0 r	0.0 r	0.0 r
Niger	692	0.0	0.0 r	0.0 r	0.0 r	0.0 r	0.0 r	0.1	0.0 r	0.0 r	0.0 r	0.0 r	0.0 r
Nigeria	694	1.1	0.2 r	0.3 r	0.2 r	0.2 r	0.2 r	0.2	0.0 r	0.1 r	0.0 r	0.1 r	0.1 r
Senegal	722	0.0	0.0 r	0.0 r	0.0 r	0.0 r	0.0 r	0.2	0.0 r	....	....	....	....
Seychelles	718	....	....	....	....	....	....	0.0	0.0 r	0.0 r	0.0 r	0.0 r	0.0 r
Sierra Leone	724	0.0	0.0 r	0.0 r	0.0 r	0.0 r	0.0 r	0.0	0.0 r	0.0 r	0.0 r	0.0 r	0.0 r
South Africa	199	2.0	0.7 r	0.5 r	0.6 r	0.2 r	0.3 r	49.0	14.8 r	12.2 r	18.7 r	12.6 r	10.0 r
South Sudan, Rep. of	733	5.3	1.1 r	1.7 r	1.1 r	1.1 r	1.1 r	0.0	0.0 r	0.0 r	0.0 r	0.0 r	0.0 r
Swaziland	734	0.0	0.0 r	0.0 r	0.0 r	0.0 r	0.0 r	3.0	0.7 r	0.8 r	0.7 r	0.8 r	1.4 r
Tanzania	738	2.2	0.4 r	0.7 r	0.4 r	0.5 r	0.4 r	83.7	19.5 r	24.3 r	20.2 r	23.8 r	39.6 r
Togo	742	0.0	0.0 r	0.0 r	0.0 r	0.0 r	0.0 r	0.0	0.0 r	0.0 r	0.0 r	0.0 r	0.0 r
Uganda	746	9.8	2.5 r	1.9 r	2.7 r	3.2 r	2.4 r	233.5	59.3 r	55.4 r	43.6 r	43.0 r	50.5 r
Zambia	754	0.1	0.0 r	0.1 r	0.0 r	0.0 r	....	7.6	0.7 r	3.8 r	7.3 r	8.3 r	10.9 r
Zimbabwe	698	0.2	0.0 r	0.0 r	0.0 r	0.0 r	0.0 r	0.3	0.1 r	0.1 r	0.1 r	0.1 r	0.1 r
Africa n.s.	799	0.3	0.1 r	0.1 r	0.1 r	0.1 r	0.1 r	....	....	....	....	....	....
<b>Western Hemisphere</b>	205	<b>0.1</b>	<b>0.0</b>	<b>0.0</b>	<b>0.0</b>	<b>0.0</b>	<b>0.0</b>	<b>7.8</b>	<b>2.0</b>	<b>0.6</b>	<b>0.9</b>	<b>1.0</b>	<b>1.5</b>
Anguilla	312	....	....	....	....	....	....	0.0	0.0 r	0.0 r	0.0 r	0.0 r	0.0 r
Argentina	213	....	....	....	....	....	....	0.3	0.1 r	0.1 r	0.1 r	0.1 r	0.1 r
Aruba	314	....	....	....	....	....	....	0.0	0.0 r	0.0 r	0.0 r	0.0 r	0.0 r
Barbados	316	....	....	....	....	....	....	0.0	0.0 r	0.0 r	0.0 r	0.0 r	0.0 r
Belize	339	....	....	....	....	....	....	0.3	0.1 r	0.1 r	0.1 r	0.1 r	0.1 r
Bolivia	218	....	....	....	....	....	....	0.0	0.0 r	0.0 r	0.0 r	0.0 r	0.0 r
Brazil	223	0.0	....	0.0 r	0.0 r	0.0 r	0.0 r	5.9	1.6 r	0.0 r	0.2 r	0.2 r	0.2 r
Chile	228	0.0	....	0.0 r	0.0 r	....	....	0.0	....	....	....	....	....
Colombia	233	....	....	....	....	....	....	0.2	0.0 r	0.2 r	0.3 r	0.4 r	0.6 r
Costa Rica	238	....	....	....	....	....	....	0.0	0.0 r	0.0 r	0.0 r	0.0 r	0.0 r
Dominican Republic	243	....	....	....	....	....	....	0.0	0.0 r	0.0 r	0.0 r	0.0 r	0.0 r
Ecuador	248	....	....	....	....	....	....	0.0	0.0 r	0.0 r	0.0 r	0.0 r	0.0 r
Guatemala	258	....	....	....	....	....	....	0.6	0.1 r	0.2 r	0.1 r	0.2 r	0.3 r
Haiti	263	0.0	0.0 r	0.0 r	0.0 r	0.0 r	0.0 r	0.0	0.0 r	0.0 r	0.0 r	0.0 r	0.0 r
Honduras	268	....	....	....	....	....	....	0.0	0.0 r	0.0 r	0.0 r	0.0 r	0.0 r
Jamaica	343	0.0	0.0 r	0.0 r	0.0 r	0.0 r	0.0 r	0.0	0.0 r	0.0 r	0.0 r	0.0 r	0.0 r
Mexico	273	....	....	....	....	....	....	0.1	0.0 r	0.0 r	0.0 r	0.0 r	0.0 r
Nicaragua	278	0.0	0.0 r	0.0 r	0.0 r	0.0 r	0.0 r	0.0	0.0 r	0.0 r	0.0 r	0.0 r	0.0 r
Paraguay	288	....	....	....	....	....	....	0.0	0.0 r	0.0 r	0.0 r	0.0 r	0.0 r
St. Kitts and Nevis	361	....	....	....	....	....	....	0.0	....	0.0 r	....	0.0 r	0.0 r
St. Lucia	362	0.0 e	0.0 e	0.0 e	0.0 e	0.0 e	0.0 e	....	....	....	....	....	....
St. Vincent & Grens.	364	....	....	....	....	....	....	0.0	0.0 r	0.0 r	0.0 r	0.0 r	0.0 r
Suriname	366	....	....	....	....	....	....	0.0	0.0 r	0.0 r	0.0 r	0.0 r	0.0 r
Trinidad and Tobago	369	....	....	....	....	....	....	0.0	0.0 r	0.0 r	0.0 r	0.0 r	0.0 r
Venezuela, Rep. Bol.	299	0.0	0.0 r	0.0 r	0.0 r	0.0 r	0.0 r	0.0	0.0 r	0.0 r	0.0 r	0.0 r	0.0 r
Western Hem. n.s.	399	....	....	....	....	....	....	0.2	0.0 r	0.1 r	0.0 r	0.1 r	0.1 r
<b>Other Countries n.i.e</b>	910	<b>0.1</b>	<b>0.0</b>	<b>0.0</b>	<b>0.0</b>	<b>0.0</b>	<b>0.0</b>	<b>1.8</b>	<b>0.4</b>	<b>0.5</b>	<b>0.4</b>	<b>0.5</b>	<b>0.8</b>
Cuba	928	....	....	....	....	....	....	0.0	0.0 r	0.0 r	0.0 r	0.0 r	0.0 r
Korea, Dem. People's Rep.	954	0.1	0.0 r	0.0 r	0.0 r	0.0 r	0.0 r	1.8	0.4 r	0.5 r	0.4 r	0.5 r	0.8 r
<b>Countries &amp; Areas n.s.</b>	898	<b>2.1</b>	<b>0.4 r</b>	<b>0.7 r</b>	<b>0.4 r</b>	<b>0.5 r</b>	<b>0.4 r</b>	<b>....</b>	<b>....</b>	<b>....</b>	<b>....</b>	<b>....</b>	<b>....</b>
<b>Memorandum Items</b>													
Africa	605	326.2	68.5	99.7	67.0	70.7	66.9	555.9	134.1	144.7	130.8	136.3	193.0
Middle East	405	40.7	8.5	12.6	8.2	8.6	8.2	147.9	38.7	37.2	30.9	37.4	63.5
European Union	998	59.3	20.1	17.6	11.4	9.3	9.0	269.4	63.9	72.0	58.4	84.2	284.9
Export earnings: fuel	080	47.0	9.7	14.5	9.5	10.1	9.6	149.8	59.9	33.1	26.7	32.8	55.2
Export earnings: nonfuel	092	534.4	106.8	197.9	112.9	109.0	108.2	1,708.4	402.7	460.4	372.2	439.3	677.0

# Samoa (862)

In Millions of U.S. Dollars

		Exports (FOB)						Imports (CIF)					
		2015	2015Q3	2015Q4	2016Q1	2016Q2	2016Q3	2015	2015Q3	2015Q4	2016Q1	2016Q2	2016Q3
IFS World		52.8	17.0	14.8	10.8	13.6	17.8	333.8	84.5	86.6	84.2	88.2	89.0
World	001	61.0	19.7	15.3	10.6	14.8	14.8	372.2	97.2	90.7	90.5	102.8	105.5
Advanced Economies	110	40.9	12.3	10.2	6.6	9.9	8.4	255.2	65.4	56.3	60.6	70.6	71.0
Euro Area	163	0.3	0.0	0.0	0.0	0.1	0.1	1.5	0.4	0.6	0.2	0.8	0.5
Austria	122	0.0 e	0.0 e	....	0.0 e	....	....	0.0	0.0 r	0.0 r	0.0 r	....	0.0 r
Belgium	124	....	....	....	....	....	....	0.0	0.0 r	0.0 r	0.0 r	0.0 r	0.0 r
Finland	172	0.0 e	....	....	....	....	....	0.1	0.0 r	0.0 r	0.0 r	0.0 r	0.0 r
France	132	....	....	....	....	....	....	0.2	0.1 r	0.0 r	0.1 r	0.0 r	0.0 r
Germany	134	0.2	0.0 r	0.0 r	....	0.1 r	0.1 r	0.7	0.1 r	0.5 r	0.0 r	0.7 r	0.0 r
Greece	174	....	....	....	....	....	....	0.0	....	....	....	....	....
Ireland	178	....	....	....	....	....	....	0.0	....	....	....	....	....
Italy	136	....	....	....	....	....	....	0.2	0.0 r	0.1 r	0.0 r	0.0 r	0.2 r
Luxembourg	137	....	....	....	....	....	....	0.0	0.0 r	0.0 r	0.0 r	0.0 r	0.0 r
Netherlands	138	0.1	....	....	....	0.0 r	0.0 r	0.1	0.0 r	0.0 r	0.0 r	0.0 r	0.1 r
Slovak Republic	936	....	....	....	....	....	....	0.1	0.1 r	....	....	0.0 r	....
Spain	184	....	....	....	....	....	....	0.0	0.0 r	0.0 r	0.0 r	0.0 r	0.0 r
Australia	193	24.8	7.0 r	5.8 r	3.6 r	6.3 r	5.4 r	36.4	9.8 r	9.5 r	8.0 r	8.5 r	9.0 r
Canada	156	....	....	....	....	....	....	0.1	0.0 r	0.0 r	0.0 r	0.0 r	....
China,P.R.: Hong Kong	532	0.5	0.0 r	....	0.0 r	....	....	3.7	1.1 r	2.1 r	1.2 r	0.8 r	1.3 r
Czech Republic	935	0.0 e	....	0.0 e	....	....	....	0.0	....	....	....	0.0 r	0.0 r
Denmark	128	....	....	....	....	....	....	0.0	0.0 r	0.0 r	0.0 r	0.0 r	0.0 r
Iceland	176	0.0	0.0 r	0.0 r	0.0 r	0.0 r	0.0 r	....	....	....	....	....	....
Israel	436	....	....	....	....	....	....	0.0	0.0 r	0.0 r	0.0 r	0.0 r	0.0 r
Japan	158	2.3	1.1 r	1.1 r	0.6 r	0.6 r	0.3 r	19.1	5.7 r	5.0 r	3.5 r	4.3 r	5.6 r
Korea, Republic of	542	0.0	0.0 r	0.0 r	0.0 r	0.0 r	0.0 r	0.6	0.1 r	0.1 r	0.2 r	0.2 r	0.2 r
New Zealand	196	8.8	1.9 r	2.3 r	1.4 r	1.6 r	1.6 r	96.2	25.5 r	27.5 r	19.3 r	26.4 r	16.6 r
Norway	142	....	....	....	....	....	....	....	....	....	....	0.0 r	0.0 r
Singapore	576	1.0	0.9 r	0.1 r	0.0 r	0.0 r	0.0 r	57.6	14.8 r	2.4 r	14.6 r	18.4 r	24.0 r
Sweden	144	....	....	....	0.0 r	0.1 r	....	0.6	0.1 r	0.1 r	0.8 r	0.1 r	....
Switzerland	146	0.0	0.0 r	0.0 r	0.0 r	0.0 r	0.0 r	0.1	0.0 r	0.0 r	0.0 r	0.0 r	....
Taiwan Prov.of China	528	0.0	....	0.0 r	0.0 r	0.0 r	0.0 r	1.6	0.5 r	0.2 r	0.5 r	0.4 r	0.4 r
United Kingdom	112	0.1	0.0 r	0.0 r	0.0 r	0.0 r	0.0 r	0.4	0.0 r	0.3 r	0.1 r	0.1 r	0.2 r
United States	111	3.1	1.4 r	0.8 r	0.8 r	1.1 r	0.9 r	37.3	7.3 r	8.5 r	12.4 r	10.5 r	13.1 r
Emerg. & Dev. Economies	200	20.1	7.3	5.1	4.0	4.9	6.4	116.1	31.7	34.2	29.7	32.0	34.3
Emerg. & Dev. Asia	505	15.6	5.2	4.5	3.4	4.4	5.8	114.7	31.1	33.9	29.4	31.2	33.8
American Samoa	859	10.8	3.5 r	3.0 r	2.2 r	2.8 r	3.6 r	0.5	0.1 r	0.1 r	0.1 r	0.1 r	0.1 r
Bangladesh	513	....	....	....	....	....	....	0.0	0.0 r	0.0 r	0.0 r	0.0 r	0.0 r
Brunei Darussalam	516	....	....	....	....	....	....	0.0	0.0 r	0.0 r	0.0 r	0.0 r	0.0 r
Cambodia	522	....	....	....	....	....	....	0.0	0.0 r	0.0 r	0.0 r	0.0 r	0.0 r
China,P.R.: Mainland	924	0.8	0.4 r	0.4 r	0.4 r	0.2 r	0.1 r	55.0	13.4 r	18.3 r	13.9 r	15.5 r	18.2 r
Fiji	819	1.7	0.5 r	0.5 r	0.3 r	0.4 r	0.5 r	22.9	6.1 r	6.4 r	6.0 r	6.1 r	6.0 r
F.T. French Polynesia	887	0.0	0.0 r	0.0 r	0.0 r	0.0 r	0.0 r	....	....	....	....	....	....
F.T. New Caledonia	839	0.0	0.0 r	0.0 r	0.0 r	0.0 r	0.0 r	0.0	0.0 r	0.0 r	0.0 r	0.0 r	0.0 r
India	534	....	....	....	....	....	....	0.9	0.1 r	0.4 r	0.5 r	0.3 r	0.3 r
Indonesia	536	0.0	0.0 r	0.0 r	0.0 r	0.0 r	0.0 r	7.4	1.7 r	1.8 r	1.5 r	1.5 r	1.5 r
Kiribati	826	....	....	....	....	....	....	0.0	0.0 r	0.0 r	0.0 r	0.0 r	0.0 r
Malaysia	548	0.1	0.0 r	....	....	0.5 r	0.8 r	10.7	3.0 r	3.1 r	3.9 r	3.9 r	4.0 r
Nauru	836	0.0	0.0 r	0.0 r	0.0 r	0.0 r	0.0 r	....	....	....	....	....	....
Papua New Guinea	853	0.0	0.0 r	0.0 r	0.0 r	0.0 r	0.0 r	0.5	0.1 r	0.1 r	0.1 r	0.1 r	0.1 r
Philippines	566	0.0	0.0 r	0.0 r	0.0 r	0.0 r	0.0 r	0.7	0.2 r	0.2 r	0.2 r	0.3 r	0.3 r
Solomon Islands	813	0.0	0.0 r	0.0 r	0.0 r	0.0 r	0.0 r	0.1	0.0 r	0.0 r	0.0 r	0.0 r	0.0 r
Sri Lanka	524	....	....	....	....	0.0 r	0.0 r	0.0	0.0 r	0.0 r	0.0 r	0.0 r	0.0 r
Thailand	578	0.1	0.1 r	0.0 r	0.1 r	0.0 r	0.0 r	10.4	4.9 r	2.0 r	1.6 r	1.8 r	1.8 r
Tonga	866	0.0	0.0 r	0.0 r	0.0 r	0.0 r	0.0 r	0.2	0.1 r	0.1 r	0.1 r	0.1 r	0.1 r
Vanuatu	846	0.0	0.0 r	0.0 r	0.0 r	0.0 r	0.0 r	0.0	0.0 r	0.0 r	0.0 r	0.0 r	0.0 r
Vietnam	582	....	....	....	....	....	....	3.9	1.0 r	1.0 r	1.0 r	1.0 r	1.1 r
Asia n.s.	598	2.0	0.6 r	0.6 r	0.4 r	0.5 r	0.7 r	1.3	0.3 r	0.3 r	0.3 r	0.4 r	0.4 r
Europe	170	0.0	0.0	0.0	0.0	0.0	0.0	0.4	0.1	0.1	0.1	0.6	0.1
Emerg. & Dev. Europe	903	0.0	0.0	0.0	0.0	0.0	0.0	0.4	0.1	0.1	0.1	0.6	0.1
Croatia	960	....	....	....	0.0 e	0.0 e	....	....	....	....	....	....	....

# Samoa (862)

In Millions of U.S. Dollars

		Exports (FOB)						Imports (CIF)					
		2015	2015Q3	2015Q4	2016Q1	2016Q2	2016Q3	2015	2015Q3	2015Q4	2016Q1	2016Q2	2016Q3
Hungary	944	....	....	....	....	....	....	0.0	0.0 r	0.0 r	0.0 r	0.0 r	0.0 r
Macedonia, FYR	962	0.0 e	0.0 e	0.0 e	0.0 e	0.0 e	0.0 e	0.0	0.0 r	0.0 r	0.0 r	0.0 r	0.0 r
Poland	964	0.0 e	0.0 e	....	0.0 e	....	....	0.0	....	....	....	0.0 r	0.0 r
Romania	968	....	....	....	....	....	....	0.0	0.0 r	0.0 r	0.0 r	0.0 r	0.0 r
Turkey	186	....	....	....	....	....	....	0.4	0.1 r	0.1 r	0.1 r	0.5 r	0.1 r
<b>CIS</b>	901	....	....	....	....	....	....	<b>0.0</b>	<b>0.0</b>	<b>0.0</b>	<b>0.0</b>	<b>0.0</b>	<b>0.0</b>
Uzbekistan	927	....	....	....	....	....	....	0.0	0.0 r	0.0 r	0.0 r	0.0 r	0.0 r
<b>Mid East, N Africa, Pak</b>	440	<b>1.3</b>	<b>0.3</b>	<b>0.3</b>	<b>0.4</b>	<b>0.4</b>	<b>0.4</b>	<b>0.0</b>	<b>0.0</b>	<b>0.0</b>	<b>0.0</b>	<b>0.0</b>	<b>0.0</b>
Afghanistan, I.R. of	512	1.2 e	0.3 e	0.3 e	0.4 e	0.4 e	0.3 e	....	....	....	....	....	....
Algeria	612	0.0 e	0.0 e	0.0 e	0.0 e	0.0 e	0.0 e	....	....	....	....	....	....
Iran, I.R. of	429	....	....	....	....	....	....	0.0	0.0 r	0.0 r	0.0 r	0.0 r	0.0 r
Kuwait	443	0.0 e	0.0 e	0.0 e	0.0 e	0.0 e	0.0 e	....	....	....	....	....	....
Pakistan	564	....	....	....	....	....	....	0.0	0.0 r	0.0 r	0.0 r	0.0 r	0.0 r
Saudi Arabia	456	....	....	....	....	....	....	0.0	0.0 r	0.0 r	0.0 r	0.0 r	0.0 r
United Arab Emirates	466	0.1	0.0 r	0.0 r	0.0 r	0.0 r	0.0 r	0.0	0.0 r	0.0 r	0.0 r	0.0 r	0.0 r
<b>Sub-Saharan Africa</b>	603	<b>0.1</b>	<b>0.0</b>	<b>0.0</b>	<b>0.0</b>	<b>0.0</b>	<b>0.0</b>	<b>0.2</b>	<b>0.0</b>	<b>0.0</b>	<b>0.0</b>	<b>0.0</b>	<b>0.0</b>
Botswana	616	....	....	....	....	....	....	0.0	0.0 r	0.0 r	0.0 r	0.0 r	0.0 r
Cameroon	622	....	....	....	....	....	....	0.0	0.0 r	0.0 r	0.0 r	0.0 r	0.0 r
Gambia, The	648	....	....	....	....	....	....	0.0	0.0 r	0.0 r	0.0 r	0.0 r	0.0 r
Ghana	652	....	....	....	....	....	....	0.0	0.0 r	0.0 r	0.0 r	0.0 r	0.0 r
Guinea	656	0.1 e	0.0 e	0.0 e	0.0 e	0.0 e	0.0 e	....	....	....	....	....	....
Mali	678	0.0 e	0.0 e	0.0 e	0.0 e	0.0 e	0.0 e	....	....	....	....	....	....
Mauritius	684	....	....	....	....	....	....	0.0	0.0 r	0.0 r	0.0 r	0.0 r	0.0 r
Namibia	728	....	....	....	....	....	....	0.0	0.0 r	0.0 r	0.0 r	0.0 r	0.0 r
Niger	692	....	....	....	....	....	....	0.1	0.0 r	0.0 r	0.0 r	0.0 r	0.0 r
Seychelles	718	....	....	....	....	....	....	0.0	0.0 r	0.0 r	0.0 r	0.0 r	0.0 r
<b>Western Hemisphere</b>	205	<b>3.1</b>	<b>1.9</b>	<b>0.3</b>	<b>0.1</b>	<b>0.1</b>	<b>0.2</b>	<b>0.8</b>	<b>0.4</b>	<b>0.2</b>	<b>0.1</b>	<b>0.3</b>	<b>0.3</b>
Bahamas, The	313	0.1	0.0 r	0.0 r	0.0 r	0.0 r	0.0 r	....	....	....	....	....	....
Brazil	223	....	....	....	....	....	....	0.5	0.3 r	0.1 r	0.1 r	0.2 r	0.3 r
Chile	228	0.1 e	0.0 e	0.1 e	0.1 e	0.0 e	0.2 e	0.1	0.0 r	0.0 r	0.0 r	....	0.0 r
Colombia	233	2.8 e	1.8 e	0.1 e	....	....	....	....	....	....	....	....	....
Costa Rica	238	....	....	....	....	....	....	0.0	0.0 r	0.0 r	0.0 r	0.0 r	0.0 r
Dominican Republic	243	0.0 e	0.0 e	0.0 e	0.0 e	0.0 e	0.0 e	....	....	....	....	....	....
Ecuador	248	....	....	....	....	....	....	0.1	0.0 r	0.0 r	....	....	....
El Salvador	253	....	....	....	....	....	....	0.0	0.0 r	0.0 r	0.0 r	0.0 r	0.0 r
Guatemala	258	0.1 e	0.0 e	0.0 e	0.0 e	0.0 e	0.0 e	....	....	....	....	....	....
Guyana	336	....	....	....	....	....	....	0.0	0.0 r	0.0 r	0.0 r	0.0 r	0.0 r
Jamaica	343	....	....	....	....	....	....	0.1	0.0 r	0.0 r	0.0 r	0.0 r	0.0 r
Mexico	273	....	....	....	....	....	....	0.0	0.0 r	0.0 r	0.0 r	0.0 r	0.0 r
Montserrat	351	....	....	....	....	....	....	0.0	0.0 r	0.0 r	0.0 r	0.0 r	0.0 r
Netherlands Antilles	353	0.0 e	0.0 e	0.0 e	0.0 e	0.0 e	0.0 e	....	....	....	....	....	....
Panama	283	....	....	....	....	....	....	0.0	0.0 r	0.0 r	0.0 r	0.0 r	0.0 r
Paraguay	288	0.0 e	0.0 e	0.0 e	0.0 e	0.0 e	0.0 e	....	....	....	....	....	....
St. Vincent & Grens.	364	0.0 e	0.0 e	0.0 e	0.0 e	0.0 e	0.0 e	0.0	0.0 r	0.0 r	0.0 r	0.0 r	0.0 r
Suriname	366	....	....	....	....	....	....	0.0	0.0 r	0.0 r	0.0 r	0.0 r	0.0 r
Trinidad and Tobago	369	....	....	....	....	....	....	0.0	0.0 r	0.0 r	0.0 r	0.0 r	0.0 r
Uruguay	298	....	....	....	....	....	....	0.0	0.0 r	0.0 r	0.0 r	0.0 r	0.0 r
<b>Other Countries n.i.e</b>	910	<b>0.0</b>	<b>0.0</b>	<b>0.0</b>	<b>0.0</b>	<b>0.0</b>	<b>0.0</b>	<b>0.8</b>	<b>0.2</b>	<b>0.2</b>	<b>0.2</b>	<b>0.2</b>	<b>0.2</b>
Korea, Dem. People's Rep.	954	0.0	0.0 r	0.0 r	0.0 r	0.0 r	0.0 r	0.8	0.2 r	0.2 r	0.2 r	0.2 r	0.2 r
<b>Countries &amp; Areas n.s.</b>	898	....	....	....	....	....	....	<b>0.1</b>	<b>0.0 r</b>	<b>0.0 r</b>	<b>0.0 r</b>	<b>0.0 r</b>	<b>0.0 r</b>
<b>Memorandum Items</b>													
Africa	605	0.1	0.0	0.0	0.0	0.0	0.0	0.2	0.0	0.0	0.0	0.0	0.0
Middle East	405	0.1	0.0	0.0	0.0	0.0	0.0	0.0	0.0	0.0	0.0	0.0	0.0
European Union	998	0.3	0.1	0.1	0.1	0.2	0.1	2.5	0.5	0.9	1.0	1.0	0.7
Export earnings: fuel	080	2.9	1.8	0.1	0.0	0.0	0.0	0.1	0.0	0.0	0.0	0.0	0.0
Export earnings: nonfuel	092	58.1	17.8	15.1	10.6	14.8	14.8	372.1	97.2	90.7	90.5	102.8	105.5

# San Marino (135)

In Millions of U.S. Dollars

		Exports (FOB)						Imports (CIF)					
		2015	2015Q3	2015Q4	2016Q1	2016Q2	2016Q3	2015	2015Q3	2015Q4	2016Q1	2016Q2	2016Q3
IFS World		....	....	....	....	....	....	....	....	....	....	....	....
World	001	91.7	19.6	24.5	23.4	25.3	20.3	288.8	64.5	61.7	84.7	74.3	66.1
Advanced Economies	110	60.1	12.1	15.3	15.0	17.0	13.8	232.7	52.3	51.2	63.9	53.0	52.7
Euro Area	163	46.3	9.8	12.5	12.9	15.3	12.2	216.9	49.1	47.2	59.5	50.7	48.9
Austria	122	14.7 e	2.9 e	4.9 e	4.1 e	5.3 e	3.3 e	11.8 e	2.4 e	3.3 e	3.5 e	3.0 e	2.5 e
Belgium	124	0.2 e	0.0 e	0.1 e	0.3 e	0.1 e	0.3 e	16.2 e	6.0 e	2.9 e	7.5 e	2.9 e	7.4 e
Cyprus	423	0.2 e	0.2 e	0.0 e	0.0 e	0.1 e	0.0 e	....	....	....	....	....	....
Estonia	939	0.0 e	0.0 e	0.0 e	0.0 e	0.0 e	0.0 e	0.1 e	0.0 e	0.0 e	0.0 e	0.0 e	0.0 e
Finland	172	0.4 e	0.1 e	0.2 e	0.1 e	0.2 e	0.1 e	2.1 e	0.4 e	0.9 e	0.1 e	0.5 e	0.3 e
France	132	7.3 e	1.9 e	2.1 e	2.5 e	2.4 e	1.5 e	22.5 e	5.6 e	4.4 e	6.3 e	7.8 e	6.6 e
Germany	134	8.7 e	2.0 e	1.9 e	3.1 e	3.0 e	3.1 e	49.6 e	9.8 e	9.6 e	14.4 e	14.0 e	10.9 e
Greece	174	4.0 e	0.3 e	0.2 e	0.2 e	0.9 e	0.6 e	2.2 e	0.9 e	0.4 e	0.1 e	0.1 e	0.6 e
Ireland	178	0.0 e	0.0 e	0.0 e	0.0 e	0.0 e	0.0 e	0.1 e	0.0 e	0.0 e	0.0 e	0.0 e	0.0 e
Italy	136	....	....	....	....	....	....	46.2 e	9.7 e	11.3 e	10.3 e	6.3 e	6.8 e
Latvia	941	0.1 e	0.0 e	0.0 e	0.0 e	0.0 e	0.0 e	0.0 e	....	0.0 e	0.0 e	....	0.0 e
Lithuania	946	0.1 e	0.0 e	0.0 e	0.0 e	0.0 e	0.0 e	0.0 e	0.0 e	0.0 e	0.0 e	0.1 e	0.0 e
Luxembourg	137	0.0 e	....	0.0 e	0.0 e	0.0 e	0.0 e	0.0 e	0.0 e	....	0.0 e	....	0.0 e
Malta	181	0.6 e	0.3 e	0.2 e	0.1 e	0.3 e	0.1 e	0.0 e	0.0 e	0.0 e	....	0.0 e	....
Netherlands	138	2.0 e	0.3 e	0.5 e	0.4 e	0.6 e	1.0 e	31.1 e	7.3 e	5.0 e	7.7 e	4.9 e	5.3 e
Portugal	182	0.5 e	0.1 e	0.2 e	0.1 e	0.1 e	0.1 e	0.3 e	0.0 e	0.2 e	0.2 e	0.1 e	0.4 e
Slovak Republic	936	0.2 e	0.1 e	0.1 e	0.0 e	0.0 e	0.1 e	10.2 e	2.0 e	2.2 e	2.0 e	2.6 e	1.8 e
Slovenia	961	2.8 e	0.5 e	0.9 e	0.6 e	0.8 e	0.7 e	10.3 e	2.1 e	2.8 e	2.1 e	2.8 e	2.0 e
Spain	184	4.3 e	1.0 e	1.3 e	1.2 e	1.5 e	1.3 e	14.0 e	3.0 e	4.2 e	5.2 e	5.4 e	4.3 e
Czech Republic	935	0.2 e	0.0 e	0.0 e	0.0 e	0.0 e	0.1 e	1.5 e	0.3 e	0.4 e	0.3 e	0.3 e	0.4 e
Denmark	128	1.2 e	0.1 e	0.1 e	0.2 e	0.1 e	0.1 e	2.7 e	0.1 e	0.4 e	1.2 e	0.2 e	0.4 e
Sweden	144	1.0 e	0.1 e	0.4 e	0.2 e	0.2 e	0.1 e	3.4 e	0.8 e	0.6 e	1.5 e	0.8 e	1.9 e
United Kingdom	112	11.4 e	2.1 e	2.2 e	1.6 e	1.4 e	1.3 e	8.2 e	2.0 e	2.6 e	1.4 e	1.0 e	1.1 e
Emerg. & Dev. Economies	200	31.6	7.5	9.2	8.4	8.4	6.5	56.1	12.2	10.5	20.8	21.3	13.4
Emerg. & Dev. Asia	505	0.1	0.0	0.0	0.0	0.0	0.0	....	....	....	....	....	....
Cambodia	522	0.1 e	0.0 e	0.0 e	0.0 e	0.0 e	0.0 e	....	....	....	....	....	....
Fiji	819	0.0 e	0.0 e	0.0 e	0.0 e	0.0 e	0.0 e	....	....	....	....	....	....
F.T. New Caledonia	839	0.0 e	0.0 e	0.0 e	0.0 e	0.0 e	0.0 e	....	....	....	....	....	....
Myanmar	518	0.1 e	0.0 e	0.0 e	0.0 e	0.0 e	0.0 e	....	....	....	....	....	....
Nepal	558	0.0 e	0.0 e	0.0 e	0.0 e	0.0 e	0.0 e	....	....	....	....	....	....
Europe	170	22.3	5.2	6.9	6.3	6.3	4.7	56.0	12.2	10.5	20.7	21.2	13.4
Emerg. & Dev. Europe	903	20.5	4.7	6.5	6.0	5.8	4.3	56.0	12.2	10.5	20.7	21.2	13.4
Albania	914	0.3 e	0.1 e	0.1 e	0.1 e	0.1 e	0.1 e	0.2 e	0.0 e	0.0 e	0.0 e	0.1 e	0.0 e
Bosnia and Herzegovina	963	0.5 e	0.1 e	0.1 e	0.1 e	0.1 e	0.1 e	0.1 e	0.0 e	0.0 e	0.0 e	0.0 e	0.0 e
Bulgaria	918	0.9 e	0.1 e	0.1 e	0.1 e	0.1 e	0.1 e	0.0 e	....	0.0 e	0.1 e	0.1 e	0.2 e
Croatia	960	0.3 e	0.2 e	0.1 e	0.1 e	0.2 e	0.1 e	0.0 e	0.0 e	0.0 e	0.0 e	....	0.0 e
Faroe Islands	816	0.0 e	0.0 e	0.0 e	0.0 e	0.0 e	0.0 e	....	....	....	....	....	....
Hungary	944	0.4 e	0.1 e	0.1 e	0.1 e	0.1 e	0.2 e	0.0 e	0.0 e	0.0 e	0.0 e	0.0 e	0.0 e
Macedonia, FYR	962	0.0 e	0.0 e	0.0 e	0.0 e	0.0 e	0.0 e	....	....	....	....	....	....
Poland	964	4.0 e	0.4 e	2.0 e	1.2 e	2.0 e	0.9 e	27.1 e	5.8 e	3.4 e	12.3 e	13.1 e	7.4 e
Romania	968	13.8 e	3.7 e	4.0 e	4.3 e	3.1 e	2.7 e	28.5 e	6.4 e	6.9 e	8.3 e	8.0 e	5.7 e
Serbia, Republic of	942	0.3 e	0.0 e	0.0 e	0.0 e	0.1 e	0.0 e	....	....	....	0.0 e	....	0.0 e
CIS	901	1.8	0.5	0.4	0.3	0.5	0.4	0.0	0.0	0.0	0.0	0.0	0.0
Kazakhstan	916	1.6 e	0.4 e	0.4 e	0.3 e	0.4 e	0.4 e	....	....	....	....	....	....
Kyrgyz Republic	917	0.1 e	0.0 e	0.0 e	0.0 e	0.0 e	0.0 e	....	....	....	....	....	....
Moldova	921	0.1 e	0.0 e	0.0 e	0.0 e	0.0 e	0.0 e	0.0 e	0.0 e	0.0 e	0.0 e	0.0 e	0.0 e
Mid East, N Africa, Pak	440	9.1	2.2	2.3	2.0	2.0	1.7	0.0	0.0	0.0	0.0	0.0	0.0
Algeria	612	0.1 e	0.0 e	0.0 e	0.0 e	0.0 e	0.0 e	....	....	....	....	....	....
Bahrain, Kingdom of	419	0.1 e	0.0 e	0.0 e	0.0 e	0.0 e	0.0 e	....	....	....	....	....	....
Iran, I.R. of	429	0.1 e	0.0 e	0.0 e	0.0 e	0.0 e	0.0 e	....	....	....	....	....	....
Kuwait	443	0.4 e	0.1 e	0.1 e	0.1 e	0.1 e	0.1 e	....	....	....	....	....	....
Pakistan	564	0.3 e	0.1 e	0.1 e	0.1 e	0.1 e	0.1 e	0.0 e	0.0 e	0.0 e	0.0 e	0.0 e	0.0 e
Saudi Arabia	456	5.1 e	1.2 e	1.3 e	1.1 e	1.1 e	0.8 e	....	....	....	....	....	....
United Arab Emirates	466	2.9 e	0.7 e	0.7 e	0.6 e	0.7 e	0.6 e	....	....	....	....	....	....
Sub-Saharan Africa	603	0.0	0.0	0.0	0.0	0.0	0.0	0.1	0.0	0.0	0.0	0.0	0.0
Kenya	664	0.0 e	0.0 e	0.0 e	0.0 e	0.0 e	0.0 e	0.1 e	0.0 e	0.0 e	0.0 e	0.0 e	0.0 e



# San Marino (135)

In Millions of U.S. Dollars

		Exports (FOB)						Imports (CIF)					
		2015	2015Q3	2015Q4	2016Q1	2016Q2	2016Q3	2015	2015Q3	2015Q4	2016Q1	2016Q2	2016Q3
Madagascar	674	0.0 e	0.0 e	0.0 e	0.0 e	0.0 e	0.0 e	....	....	....	....	....	....
Mozambique	688	0.0 e	0.0 e	0.0 e	0.0 e	0.0 e	0.0 e	....	....	....	....	....	....
Seychelles	718	0.0 e	0.0 e	0.0 e	0.0 e	0.0 e	0.0 e	....	....	....	....	....	....
<b>Western Hemisphere</b>	<b>205</b>	<b>0.0</b>	<b>0.0</b>	<b>0.0</b>	<b>0.0</b>	<b>0.0</b>	<b>0.0</b>	<b>0.0</b>	<b>0.0</b>	<b>0.0</b>	<b>0.0</b>	<b>0.0</b>	<b>0.0</b>
Barbados	316	0.0 e	0.0 e	0.0 e	0.0 e	0.0 e	0.0 e	....	....	....	....	....	....
Bermuda	319	0.0 e	0.0 e	0.0 e	0.0 e	0.0 e	0.0 e	....	....	....	....	....	....
Netherlands Antilles	353	0.0 e	0.0 e	0.0 e	0.0 e	0.0 e	0.0 e	0.0 e	0.0 e	0.0 e	0.0 e	0.0 e	0.0 e
St. Vincent & Grens.	364	0.0 e	0.0 e	0.0 e	0.0 e	0.0 e	0.0 e	....	....	....	....	....	....
Trinidad and Tobago	369	....	....	....	....	....	....	0.0 e	0.0 e	0.0 e	0.0 e	0.0 e	0.0 e
Uruguay	298	0.0 e	0.0 e	0.0 e	0.0 e	0.0 e	0.0 e	....	....	....	....	....	....
<b>Other Countries n.i.e</b>	<b>910</b>	<b>0.0</b>	<b>0.0</b>	<b>0.0</b>	<b>0.0</b>	<b>0.0</b>	<b>0.0</b>	<b>....</b>	<b>....</b>	<b>....</b>	<b>....</b>	<b>....</b>	<b>....</b>
Cuba	928	0.0 e	0.0 e	0.0 e	0.0 e	0.0 e	0.0 e	....	....	....	....	....	....
<b>Memorandum Items</b>													
Africa	605	0.1	0.0	0.0	0.0	0.0	0.0	0.1	0.0	0.0	0.0	0.0	0.0
Middle East	405	8.7	2.1	2.2	1.9	1.9	1.6	....	....	....	....	....	....
European Union	998	79.5	16.6	21.5	20.8	22.5	17.8	288.4	64.4	61.6	84.6	74.1	66.0
Export earnings: fuel	080	10.3	2.5	2.6	2.2	2.3	2.0	0.0	0.0	0.0	0.0	0.0	0.0
Export earnings: nonfuel	092	81.4	17.0	22.0	21.2	23.0	18.2	288.8	64.5	61.7	84.7	74.3	66.1

# Sao Tome and Principe (716)

In Millions of U.S. Dollars

		Exports (FOB)						Imports (CIF)					
		2015	2015Q3	2015Q4	2016Q1	2016Q2	2016Q3	2015	2015Q3	2015Q4	2016Q1	2016Q2	2016Q3
IFS World		15.1	....	....	....	....	....	149.7	....	....	....	....	....
World	001	10.4	2.9	2.8	3.7	1.8	2.7	142.2	38.9	39.7	35.8	55.9	39.4
Advanced Economies	110	9.2	2.7	2.5	3.4	1.6	2.5	98.0	27.0	26.3	25.5	31.5	28.0
Euro Area	163	8.5	2.4	2.4	3.1	1.5	2.2	90.7	24.4	25.5	24.0	30.0	26.7
Austria	122	0.0 e	....	....	....	....	....	....	....	....	....	....	....
Belgium	124	2.3	0.9 r	0.3 r	0.6 r	0.4 r	0.6 r	1.7	0.4 r	0.5 r	0.7 r	0.8 r	0.6 r
Cyprus	423	....	....	....	....	....	....	....	....	....	0.0 e	0.0 e	0.0 e
France	132	0.5	0.0 r	0.1 r	0.4 r	0.1 r	0.0 r	0.9	0.1 r	0.2 r	0.2 r	0.9 r	0.1 r
Germany	134	0.4	0.1 r	0.1 r	0.1 r	0.1 r	0.1 r	0.6	0.1 r	0.2 r	0.1 r	0.3 r	0.1 r
Greece	174	....	....	....	....	....	....	0.0	0.0 r	....	....	....	0.0 r
Ireland	178	0.0 e	....	....	....	....	....	....	....	....	....	....	....
Italy	136	0.4	0.2 r	0.1 r	0.0 r	0.1 r	0.3 r	0.2	0.0 r	0.1 r	0.0 r	0.0 r	0.0 r
Latvia	941	....	....	....	....	....	....	0.0 e	0.0 e	....	....	0.0 e	....
Luxembourg	137	....	....	....	....	....	....	0.0	0.0 r	0.0 r	0.0 r	0.0 r	0.0 r
Malta	181	0.3 e	0.3 e	....	....	....	....	....	....	....	....	....	....
Netherlands	138	3.3	0.5 r	1.5 r	1.6 r	0.4 r	1.0 r	1.4	0.4 r	0.4 r	0.3 r	0.3 r	0.2 r
Portugal	182	0.5	0.3 r	0.1 r	0.0 r	0.1 r	0.1 r	83.1	21.6 r	23.4 r	20.6 r	26.9 r	25.1 r
Spain	184	0.9	0.1 r	0.2 r	0.3 r	0.3 r	0.1 r	2.9	1.7 r	0.7 r	2.2 r	0.9 r	0.6 r
Australia	193	....	....	....	....	....	....	....	....	....	....	....	0.0 r
Canada	156	0.0 e	0.0 e	0.0 e	0.0 e	0.0 e	0.0 e	0.0	0.0 r	0.0 r	0.0 r	0.0 r	0.1 r
China,P.R.: Hong Kong	532	0.0	0.0 r	....	0.0 r	0.0 r	0.0 r	0.8	0.2 r	0.1 r	0.2 r	0.1 r	0.1 r
Czech Republic	935	....	....	....	....	....	....	0.0	....	....	....	0.0 r	....
Denmark	128	0.1 e	....	....	....	0.0 e	0.0 e	0.4	0.2 r	0.1 r	0.0 r	0.1 r	0.1 r
Japan	158	0.0	....	....	0.0 r	....	....	3.2	1.5 r	0.1 r	0.0 r	0.4 r	0.5 r
Korea, Republic of	542	0.0 e	0.0 e	0.0 e	0.0 e	0.1 e	....	0.1	0.0 r	0.1 r	0.0 r	0.0 r	0.0 r
New Zealand	196	0.0 e	0.0 e	0.0 e	0.0 e	0.0 e	0.0 e	....	....	....	....	....	....
Singapore	576	....	....	....	....	....	....	0.4	0.4 r	....	0.0 r	....	....
Sweden	144	....	....	....	....	....	....	0.0	0.0 r	....	0.0 r	0.0 r	0.0 r
Switzerland	146	0.4	0.2 r	0.0 r	0.2 r	....	0.1 r	0.1	0.0 r	0.0 r	0.0 r	0.0 r	0.0 r
Taiwan Prov.of China	528	0.0 e	0.0 e	0.0 e	....	0.0 e	0.1 e	0.3 e	0.1 e	0.1 e	0.3 e	0.2 e	0.1 e
United Kingdom	112	....	....	....	....	....	....	0.0	0.0 r	0.0 r	0.0 r	0.0 r	0.0 r
United States	111	0.1	0.0 r	0.0 r	0.0 r	0.0 r	0.0 r	2.1	0.2 r	0.2 r	0.9 r	0.7 r	0.4 r
<b>Emerg. &amp; Dev. Economies</b>	<b>200</b>	<b>1.2</b>	<b>0.3</b>	<b>0.3</b>	<b>0.3</b>	<b>0.2</b>	<b>0.3</b>	<b>44.1</b>	<b>11.9</b>	<b>13.4</b>	<b>10.3</b>	<b>24.4</b>	<b>11.4</b>
<b>Emerg. &amp; Dev. Asia</b>	<b>505</b>	<b>0.1</b>	<b>0.0</b>	<b>0.0</b>	<b>0.0</b>	<b>0.0</b>	<b>0.0</b>	<b>7.5</b>	<b>2.1</b>	<b>2.8</b>	<b>1.1</b>	<b>1.8</b>	<b>1.1</b>
Bangladesh	513	....	....	....	....	....	....	0.0	0.0 r	0.0 r	0.0 r	0.0 r	0.0 r
China,P.R.: Mainland	924	....	....	....	....	....	....	4.6	1.2 r	1.9 r	0.7 r	1.4 r	0.8 r
Fiji	819	0.0 e	0.0 e	0.0 e	0.0 e	0.0 e	0.0 e	....	....	....	....	....	....
F.T. New Caledonia	839	0.0 e	0.0 e	0.0 e	0.0 e	0.0 e	0.0 e	....	....	....	....	....	....
India	534	....	....	....	....	....	....	0.8	0.4 r	0.2 r	0.1 r	0.1 r	0.1 r
Indonesia	536	....	....	....	....	....	....	0.7	0.2 r	0.2 r	0.0 r	0.1 r	0.0 r
Lao People's Dem.Rep	544	....	....	....	....	....	....	0.0	0.0 r	0.0 r	0.0 r	0.0 r	0.0 r
Malaysia	548	....	....	....	....	....	....	0.1	0.0 r	0.0 r	0.0 r	0.1 r	0.1 r
Myanmar	518	0.0 e	0.0 e	0.0 e	0.0 e	0.0 e	0.0 e	....	....	....	....	....	....
Nauru	836	....	....	....	....	....	....	0.0	0.0 r	0.0 r	0.0 r	0.0 r	0.0 r
Nepal	558	0.0 e	0.0 e	0.0 e	0.0 e	0.0 e	0.0 e	0.0 e	0.0 e	0.0 e	0.0 e	0.0 e	0.0 e
Philippines	566	0.0 e	0.0 e	....	....	....	....	....	....	....	....	....	....
Thailand	578	0.1 e	0.0 e	0.0 e	0.0 e	0.0 e	0.0 e	1.2	0.3 r	0.4 r	0.1 r	0.1 r	....
Timor-Leste	537	....	....	....	....	....	....	0.0	0.0 r	0.0 r	0.0 r	0.0 r	0.0 r
Vietnam	582	....	....	....	....	....	....	0.0	0.0 r	0.0 r	0.0 r	0.0 r	0.0 r
Asia n.s.	598	....	....	....	....	....	....	0.1	0.0 r	0.0 r	0.0 r	0.0 r	0.0 r
<b>Europe</b>	<b>170</b>	<b>0.0</b>	<b>0.0</b>	<b>0.0</b>	<b>0.0</b>	<b>0.0</b>	<b>0.0</b>	<b>0.2</b>	<b>0.0</b>	<b>0.1</b>	<b>0.0</b>	<b>0.1</b>	<b>0.1</b>
<b>Emerg. &amp; Dev. Europe</b>	<b>903</b>	<b>0.0</b>	<b>0.0</b>	<b>0.0</b>	<b>0.0</b>	<b>0.0</b>	<b>0.0</b>	<b>0.2</b>	<b>0.0</b>	<b>0.1</b>	<b>0.0</b>	<b>0.1</b>	<b>0.1</b>
Bosnia and Herzegovina	963	0.0 e	0.0 e	0.0 e	0.0 e	0.0 e	0.0 e	....	....	....	....	....	....
Bulgaria	918	....	....	....	....	....	....	0.0	....	....	....	....	....
Faroe Islands	816	0.0 e	0.0 e	0.0 e	0.0 e	0.0 e	0.0 e	....	....	....	....	....	....
Poland	964	0.0 e	0.0 e	....	0.0 e	....	....	0.0	....	....	0.0 r	0.0 r	0.0 r
Serbia, Republic of	942	0.0 e	0.0 e	0.0 e	....	0.0 e	0.0 e	....	....	....	....	0.0 e	....
Turkey	186	....	....	....	0.0 r	....	....	0.2	0.0 r	0.1 r	0.0 r	0.1 r	0.0 r
<b>CIS</b>	<b>901</b>	<b>0.0</b>	<b>0.0</b>	<b>0.0</b>	<b>0.0</b>	<b>0.0</b>	<b>0.0</b>	<b>....</b>	<b>....</b>	<b>....</b>	<b>....</b>	<b>....</b>	<b>....</b>
Azerbaijan, Rep. of	912	....	....	....	0.0 e	0.0 e	0.0 e	....	....	....	....	....	....

# Sao Tome and Principe (716)

In Millions of U.S. Dollars

		Exports (FOB)						Imports (CIF)					
		2015	2015Q3	2015Q4	2016Q1	2016Q2	2016Q3	2015	2015Q3	2015Q4	2016Q1	2016Q2	2016Q3
Belarus	913	0.0 e	....	....	....	....	....	....	....	....	....	....	....
Moldova	921	0.0 e	0.0 e	0.0 e	0.0 e	0.0 e	0.0 e	....	....	....	....	....	....
Russian Federation	922	0.0 e	....	....	0.0 e	....	0.0 e	....	....	....	....	....	....
<b>Mid East, N Africa, Pak</b>	<b>440</b>	<b>0.1</b>	<b>0.0</b>	<b>0.0</b>	<b>0.0</b>	<b>0.0</b>	<b>0.0</b>	<b>2.2</b>	<b>0.5</b>	<b>0.6</b>	<b>0.4</b>	<b>0.8</b>	<b>0.5</b>
Algeria	612	....	....	....	....	....	....	0.0	0.0 r	0.0 r	0.0 r	0.0 r	0.0 r
Bahrain, Kingdom of	419	0.0 e	0.0 e	0.0 e	0.0 e	0.0 e	0.0 e	....	....	....	....	....	....
Lebanon	446	....	....	....	....	....	....	0.5	....	0.2 r	....	....	....
Morocco	686	0.0 e	....	0.0 e	....	....	....	....	....	....	....	....	....
Pakistan	564	0.1 e	0.0 e	0.0 e	0.0 e	0.0 e	0.0 e	0.2	0.0 r	0.0 r	0.0 r	0.0 r	0.0 r
Saudi Arabia	456	....	....	....	....	....	....	0.1	0.0 r	0.0 r	0.0 r	0.0 r	0.0 r
Tunisia	744	0.0 e	0.0 e	0.0 e	0.0 e	0.0 e	0.0 e	0.0	0.0 r	0.0 r	0.0 r	0.0 r	0.0 r
United Arab Emirates	466	....	....	....	....	....	....	1.4	0.4 r	0.4 r	0.4 r	0.7 r	0.4 r
<b>Sub-Saharan Africa</b>	<b>603</b>	<b>0.6</b>	<b>0.1</b>	<b>0.1</b>	<b>0.2</b>	<b>0.1</b>	<b>0.1</b>	<b>33.6</b>	<b>9.2</b>	<b>9.7</b>	<b>8.7</b>	<b>21.5</b>	<b>9.5</b>
Angola	614	0.2	0.0 r	0.1 r	0.1 r	0.0 r	0.0 r	29.8	8.1 r	8.7 r	7.7 r	14.4 r	8.5 r
Cabo Verde	624	0.0	0.0 r	0.0 r	0.0 r	0.0 r	0.0 r	0.1	0.0 r	0.0 r	0.0 r	0.0 r	0.0 r
Cameroon	622	0.0	0.0 r	0.0 r	0.0 r	0.0 r	0.0 r	0.0	0.0 r	0.0 r	0.0 r	0.0 r	0.0 r
Congo, Republic of	634	0.0 e	0.0 e	0.0 e	0.0 e	0.0 e	0.0 e	....	....	....	....	....	....
Côte d'Ivoire	662	0.0 e	0.0 e	0.0 e	0.0 e	0.0 e	0.0 e	....	....	....	....	....	....
Equatorial Guinea	642	0.0	0.0 r	0.0 r	0.0 r	0.0 r	0.0 r	0.0	0.0 r	0.0 r	0.0 r	0.0 r	0.0 r
Ethiopia	644	0.0 e	0.0 e	0.0 e	0.0 e	0.0 e	0.0 e	0.1	0.0 r	0.0 r	0.0 r	0.0 r	0.0 r
Gabon	646	0.0	0.0 r	0.0 r	0.0 r	0.0 r	0.0 r	2.5	0.7 r	0.7 r	0.6 r	1.1 r	0.7 r
Ghana	652	0.0 e	0.0 e	0.0 e	0.0 e	0.0 e	0.0 e	....	....	....	....	....	....
Kenya	664	....	....	....	....	....	....	0.0	0.0 r	0.0 r	0.0 r	0.0 r	0.0 r
Malawi	676	0.0	0.0 r	0.0 r	0.0 r	0.0 r	0.0 r	....	....	....	....	....	....
Mozambique	688	0.0	0.0 r	0.0 r	0.0 r	0.0 r	0.0 r	....	....	....	....	....	....
Namibia	728	0.1 e	0.0 e	0.0 e	0.0 e	0.0 e	0.0 e	....	....	....	....	....	....
Nigeria	694	0.0	0.0 r	0.0 r	0.0 r	0.0 r	0.0 r	0.5	0.1 r	0.1 r	0.1 r	0.2 r	0.1 r
Senegal	722	....	....	....	....	....	....	0.0	....	0.0 r	....	....	....
South Africa	199	0.0	0.0 r	0.0 r	0.0 r	0.0 r	0.0 r	0.2	0.1 r	0.0 r	0.1 r	5.6 r	0.0 r
Tanzania	738	....	....	....	....	....	....	0.0 e	0.0 e	0.0 e	0.0 e	0.0 e	0.0 e
Togo	742	0.0	0.0 r	0.0 r	0.0 r	0.0 r	0.0 r	0.5	0.1 r	0.1 r	0.1 r	0.1 r	0.1 r
Zambia	754	0.1 e	0.0 e	0.0 e	....	....	0.0 e	....	....	....	....	....	....
Zimbabwe	698	0.0 e	0.0 e	0.0 e	0.0 e	0.0 e	0.0 e	....	....	....	....	....	....
<b>Western Hemisphere</b>	<b>205</b>	<b>0.3</b>	<b>0.1</b>	<b>0.1</b>	<b>0.1</b>	<b>0.1</b>	<b>0.1</b>	<b>0.7</b>	<b>0.1</b>	<b>0.2</b>	<b>0.1</b>	<b>0.2</b>	<b>0.3</b>
Belize	339	0.1	0.0 r	0.0 r	0.0 r	0.0 r	0.0 r	....	....	....	....	....	....
Brazil	223	....	....	....	....	....	....	0.7	0.1 r	0.2 r	0.1 r	0.2 r	0.3 r
Curacao	354	....	....	....	....	....	....	0.0	0.0 r	0.0 r	0.0 r	0.0 r	0.0 r
Dominican Republic	243	0.1 e	0.0 e	0.0 e	0.0 e	0.0 e	0.0 e	....	....	....	....	....	....
Ecuador	248	....	....	....	....	....	....	0.0	0.0 r	0.0 r	0.0 r	0.0 r	0.0 r
Grenada	328	0.0 e	0.0 e	0.0 e	0.0 e	0.0 e	0.0 e	0.0 e	0.0 e	0.0 e	0.0 e	0.0 e	0.0 e
Guatemala	258	0.1 e	0.0 e	0.0 e	0.0 e	0.0 e	0.0 e	....	....	....	....	....	....
Peru	293	0.1 e	0.0 e	0.0 e	0.0 e	0.0 e	0.0 e	....	....	....	....	....	....
St. Kitts and Nevis	361	0.0 e	0.0 e	0.0 e	0.0 e	0.0 e	0.0 e	0.0 e	0.0 e	0.0 e	0.0 e	0.0 e	0.0 e
St. Vincent & Grens.	364	0.0 e	0.0 e	0.0 e	0.0 e	0.0 e	0.0 e	....	....	....	....	....	....
Trinidad and Tobago	369	....	....	....	....	....	....	0.0 e	0.0 e	0.0 e	0.0 e	0.0 e	0.0 e
Uruguay	298	0.0 e	....	0.0 e	0.0 e	0.0 e	0.0 e	....	....	....	....	....	....
Western Hem. n.s.	399	....	....	....	....	....	....	0.0	0.0 r	0.0 r	0.0 r	0.0 r	0.0 r
<b>Other Countries n.i.e</b>	<b>910</b>	<b>0.0</b>	<b>0.0</b>	<b>0.0</b>	<b>0.0</b>	<b>0.0</b>	<b>0.0</b>	<b>....</b>	<b>....</b>	<b>....</b>	<b>....</b>	<b>....</b>	<b>....</b>
Cuba	928	0.0 e	0.0 e	0.0 e	0.0 e	0.0 e	0.0 e	....	....	....	....	....	....
<b>Countries &amp; Areas n.s.</b>	<b>898</b>	<b>....</b>	<b>....</b>	<b>....</b>	<b>....</b>	<b>....</b>	<b>....</b>	<b>0.0</b>	<b>0.0 r</b>	<b>0.0 r</b>	<b>0.0 r</b>	<b>0.0 r</b>	<b>0.0 r</b>
<b>Memorandum Items</b>													
Africa	605	0.6	0.1	0.1	0.2	0.1	0.1	33.6	9.2	9.7	8.7	21.5	9.5
Middle East	405	0.0	0.0	0.0	0.0	0.0	0.0	2.0	0.4	0.6	0.4	0.7	0.4
European Union	998	8.6	2.4	2.4	3.1	1.5	2.2	91.1	24.6	25.7	24.1	30.1	26.8
Export earnings: fuel	080	0.3	0.1	0.1	0.1	0.1	0.1	34.3	9.3	10.0	8.8	16.4	9.8
Export earnings: nonfuel	092	10.1	2.9	2.7	3.6	1.8	2.6	107.8	29.6	29.7	27.0	39.5	29.6

# Saudi Arabia (456)

In Millions of U.S. Dollars

		Exports (FOB)						Imports (CIF)					
		2015	2015Q3	2015Q4	2016Q1	2016Q2	2016Q3	2015	2015Q3	2015Q4	2016Q1	2016Q2	2016Q3
IFS World		202,237.3	....	....	....	....	....	174,674.7	41,946.7	43,789.3	37,466.7	36,520.0	28,328.0
World	001	202,236.4	52,016.0	44,012.0	36,587.6	42,841.0	44,716.6	165,492.0	40,663.9	40,910.1	34,677.4	34,882.6	31,089.3
Advanced Economies	110	102,496.8	27,238.2	21,021.1	17,725.4	20,838.9	22,723.0	89,830.4	21,940.6	23,046.7	18,876.5	17,625.4	16,708.2
Euro Area	163	19,588.9	5,303.5	3,824.7	3,499.0	4,325.6	4,798.8	30,507.4	7,105.7	7,847.4	6,334.5	6,306.1	5,714.3
Austria	122	262.2 e	60.4 e	46.0 e	3.0 e	54.5 e	61.7 e	961.5	253.3 r	231.4 r	198.6 r	174.6 r	181.4 r
Belgium	124	1,632.6 e	422.8 e	366.4 e	424.8 e	795.9 e	579.1 e	1,183.5	280.0 r	288.6 r	238.6 r	276.0 r	239.0 r
Cyprus	423	9.0 e	2.2 e	4.0 e	1.8 e	3.9 e	7.3 e	28.5	1.8 r	2.9 r	2.4 r	3.8 r	12.6 r
Estonia	939	10.0 e	1.6 e	3.8 e	2.7 e	2.7 e	3.1 e	81.8	12.3 r	61.9 r	54.5 r	30.8 r	3.6 r
Finland	172	4.2 e	1.2 e	1.8 e	1.3 e	0.8 e	1.4 e	747.3	152.3 r	157.8 r	140.4 r	115.4 r	119.6 r
France	132	5,173.9 e	1,561.9 e	963.4 e	927.6 e	888.0 e	1,021.8 e	4,218.7	991.8 r	1,300.6 r	908.2 r	1,064.1 r	1,269.8 r
Germany	134	728.5 e	154.2 e	189.5 e	49.3 e	57.6 e	208.0 e	11,758.6	2,943.2 r	2,917.7 r	2,303.5 r	2,227.0 r	1,922.6 r
Greece	174	999.7 e	265.8 e	213.1 e	197.2 e	174.3 e	255.5 e	260.8	51.2 r	58.8 r	41.9 r	55.5 r	56.6 r
Ireland	178	25.9 e	20.6 e	2.4 e	2.1 e	1.4 e	4.8 e	1,431.1	274.3 r	358.3 r	427.6 r	293.0 r	205.9 r
Italy	136	3,507.2 e	1,064.1 e	624.9 e	609.9 e	598.0 e	656.3 e	5,064.7	1,161.9 r	1,300.1 r	1,044.5 r	1,048.8 r	870.0 r
Latvia	941	0.4 e	0.1 e	0.1 e	0.0 e	0.0 e	0.0 e	44.0	9.2 r	19.7 r	8.2 r	4.4 r	6.8 r
Lithuania	946	11.2 e	2.6 e	4.7 e	1.8 e	26.3 e	1.1 e	127.9	38.0 r	67.8 r	27.4 r	15.7 r	40.5 r
Luxembourg	137	3.6 e	0.2 e	0.5 e	0.5 e	0.1 e	0.4 e	47.9	9.1 r	13.2 r	11.4 r	18.0 r	10.2 r
Malta	181	9.6 e	8.1 e	0.5 e	17.3 e	0.3 e	11.1 e	33.7	1.4 r	11.7 r	8.0 r	0.7 r	0.2 r
Netherlands	138	2,858.9 e	579.9 e	554.5 e	521.1 e	821.1 e	1,006.8 e	1,624.6	338.1 r	392.9 r	360.4 r	328.6 r	296.8 r
Portugal	182	756.7 e	198.8 e	149.0 e	66.0 e	113.6 e	149.5 e	238.2	58.0 r	75.3 r	49.7 r	59.1 r	39.3 r
Slovak Republic	936	3.6 e	1.2 e	1.2 e	0.4 e	0.6 e	0.2 e	158.4	44.9 r	35.9 r	30.6 r	39.6 r	33.3 r
Slovenia	961	27.4 e	22.7 e	2.2 e	2.8 e	5.3 e	36.7 e	81.7	22.0 r	16.8 r	17.7 r	16.4 r	16.3 r
Spain	184	3,564.3 e	934.8 e	696.8 e	669.6 e	781.1 e	793.9 e	2,414.5	462.9 r	536.1 r	460.9 r	534.5 r	389.8 r
Australia	193	326.2 e	86.1 e	82.6 e	93.7 e	81.7 e	76.9 e	1,801.5	413.7 r	477.9 r	403.1 r	289.5 r	85.0 r
Canada	156	1,612.8 e	476.3 e	266.2 e	225.0 e	397.7 e	474.6 e	1,473.6	377.7 r	412.3 r	298.5 r	417.2 r	308.0 r
China,P.R.: Hong Kong	532	607.5 e	147.7 e	177.2 e	99.6 e	156.3 e	97.7 e	34.6	6.9 r	10.4 r	11.6 r	10.3 r	9.8 r
China,P.R.: Macao	546	26.9 e	6.4 e	8.1 e	11.5 e	9.1 e	8.2 e	0.6	0.1 r	0.1 r	0.1 r	0.1 r	0.1 r
Czech Republic	935	15.0 e	3.0 e	3.8 e	3.4 e	19.6 e	3.2 e	689.4	202.2 r	212.0 r	144.2 r	143.1 r	122.9 r
Denmark	128	138.5 e	32.1 e	11.7 e	1.4 e	0.8 e	2.2 e	810.3	159.2 r	167.3 r	253.4 r	176.3 r	154.5 r
Iceland	176	1.6 e	0.4 e	0.3 e	0.4 e	22.4 e	0.4 e	1.0	0.5 r	0.1 r	0.0 r	0.3 r	0.0 r
Japan	158	23,647.8 e	6,188.4 e	5,081.1 e	4,022.2 e	4,319.4 e	4,732.9 e	9,713.4	2,331.6 r	2,745.5 r	1,943.9 r	1,963.4 r	1,637.5 r
Korea, Republic of	542	18,454.2 e	4,370.0 e	3,744.3 e	2,603.0 e	3,683.3 e	4,194.1 e	9,645.9	2,416.2 r	2,303.0 r	1,522.3 r	1,567.2 r	1,278.1 r
New Zealand	196	330.9 e	115.0 e	89.0 e	123.9 e	89.6 e	152.9 e	513.5	94.7 r	112.1 r	144.9 r	89.4 r	71.5 r
Norway	142	18.4 e	9.9 e	2.9 e	7.1 e	7.0 e	8.5 e	130.5	64.2 r	25.4 r	61.4 r	15.2 r	7.7 r
San Marino	135	....	....	....	....	....	....	5.4	1.3 r	1.4 r	1.2 r	1.1 r	0.9 r
Singapore	576	7,489.6 e	2,492.3 e	1,518.7 e	1,866.8 e	1,801.6 e	1,678.8 e	750.4	162.0 r	187.0 r	145.0 r	170.1 r	218.0 r
Sweden	144	118.5 e	20.8 e	52.1 e	43.1 e	20.1 e	17.8 e	1,371.1	349.1 r	328.6 r	257.3 r	302.7 r	290.7 r
Switzerland	146	127.7 e	26.8 e	66.7 e	95.8 e	86.9 e	102.8 e	3,980.0	1,030.8 r	774.4 r	822.2 r	516.0 r	364.4 r
Taiwan Prov.of China	528	6,892.7 e	1,760.5 e	1,348.3 e	1,153.9 e	1,417.4 e	1,510.2 e	1,664.3	454.2 r	370.4 r	398.2 r	326.9 r	257.0 r
United Kingdom	112	2,269.0 e	584.7 e	435.7 e	318.7 e	488.6 e	384.6 e	4,757.9	1,082.3 r	1,444.4 r	872.0 r	1,339.4 r	785.5 r
United States	111	20,830.7 e	5,614.4 e	4,307.6 e	3,557.0 e	3,911.8 e	4,478.4 e	21,979.6	5,688.2 r	5,627.1 r	5,262.8 r	3,991.2 r	5,402.5 r
Vatican	187	....	....	....	....	....	....	0.0	0.0 r	0.0 r	0.0 r	0.0 r	0.0 r
Emerg. & Dev. Economies	200	99,738.9	24,777.6	22,990.7	18,862.1	22,001.9	21,993.4	75,634.2	18,716.7	17,856.5	15,795.0	17,251.4	14,376.7
Emerg. & Dev. Asia	505	61,994.2	15,911.8	13,378.1	11,238.3	13,288.4	13,709.0	42,744.4	10,738.7	10,075.9	8,938.5	10,134.5	8,124.7
Bangladesh	513	552.0 e	112.8 e	150.4 e	142.6 e	154.0 e	150.6 e	341.7	91.0 r	93.2 r	86.1 r	82.2 r	62.7 r
Bhutan	514	2.3 e	0.2 e	0.3 e	0.3 e	0.3 e	0.2 e	....	....	....	....	....	....
Brunei Darussalam	516	2.0 e	0.4 e	0.7 e	0.2 e	0.2 e	0.2 e	0.5	0.1 r	0.1 r	0.1 r	0.1 r	0.1 r
Cambodia	522	2.1 e	0.5 e	0.5 e	0.5 e	0.6 e	0.5 e	57.7	13.9 r	14.5 r	12.4 r	12.1 r	9.4 r
China,P.R.: Mainland	924	28,448.6 e	7,300.6 e	5,804.5 e	4,809.1 e	5,473.8 e	5,783.3 e	23,968.0	5,867.0 r	5,520.9 r	5,055.2 r	6,508.6 r	5,209.2 r
Fiji	819	0.7 e	0.2 e	0.2 e	0.1 e	0.1 e	0.1 e	0.7	0.2 r	0.2 r	0.2 r	0.2 r	0.1 r
F.T. French Polynesia	887	0.1 e	0.0 e	0.0 e	0.0 e	0.0 e	0.0 e	....	....	....	....	....	....
F.T. New Caledonia	839	0.0 e	0.0 e	0.0 e	0.0 e	0.0 e	0.0 e	0.0	0.0 r	0.0 r	0.0 r	0.0 r	0.0 r
India	534	20,055.4 e	5,190.3 e	4,654.4 e	3,785.1 e	4,389.2 e	4,595.6 e	5,813.6	1,719.0 r	1,407.0 r	1,069.4 r	1,090.1 r	945.4 r
Indonesia	536	3,228.0 e	852.7 e	712.6 e	501.8 e	502.2 e	480.8 e	2,429.2	630.2 r	477.9 r	372.6 r	374.0 r	289.0 r
Lao People's Dem.Rep	544	....	....	....	....	....	....	0.3	0.1 r	0.1 r	0.1 r	0.1 r	0.0 r
Malaysia	548	1,828.1 e	527.0 e	387.5 e	466.0 e	621.2 e	637.8 e	1,188.7	287.0 r	283.3 r	258.9 r	257.8 r	195.9 r
Maldives	556	1.2 e	0.3 e	0.3 e	0.3 e	0.3 e	0.3 e	2.1	0.5 r	0.5 r	0.5 r	0.4 r	0.3 r
Marshall Islands	867	....	....	....	....	....	....	0.1	0.0 r	0.0 r	0.0 r	0.0 r	0.0 r
Micronesia	868	0.0 e	0.0 e	0.0 e	0.0 e	0.0 e	0.0 e	0.8	0.2 r	0.2 r	0.2 r	0.2 r	0.1 r
Mongolia	948	0.3 e	0.1 e	0.1 e	0.0 e	0.1 e	0.1 e	1.0	0.3 r	0.3 r	0.3 r	0.3 r	0.3 r

# Saudi Arabia (456)

In Millions of U.S. Dollars

		Exports (FOB)						Imports (CIF)					
		2015	2015Q3	2015Q4	2016Q1	2016Q2	2016Q3	2015	2015Q3	2015Q4	2016Q1	2016Q2	2016Q3
Myanmar	518	147.2 e	37.7 e	39.7 e	35.6 e	33.0 e	34.4 e	47.6	11.6 r	12.1 r	10.3 r	9.9 r	7.6 r
Nepal	558	47.0 e	9.4 e	9.1 e	7.6 e	10.8 e	10.9 e	0.4	0.1 r	0.1 r	0.1 r	0.1 r	0.1 r
Palau	565	0.0 e	0.0 e	0.0 e	0.0 e	0.0 e	0.0 e	....	....	....	....	....	....
Philippines	566	1,883.7 e	494.5 e	326.3 e	460.2 e	492.9 e	506.4 e	273.9	75.6 r	81.0 r	61.4 r	57.7 r	43.5 r
Samoa	862	0.0 e	0.0 e	0.0 e	0.0 e	0.0 e	0.0 e	0.6	0.1 r	0.1 r	0.1 r	0.1 r	0.1 r
Sri Lanka	524	115.2 e	27.7 e	30.5 e	24.9 e	30.4 e	22.7 e	108.9	22.8 r	21.9 r	25.4 r	21.6 r	18.8 r
Thailand	578	4,637.1 e	1,100.9 e	1,009.5 e	770.2 e	1,299.3 e	1,177.4 e	3,677.9	858.2 r	950.7 r	948.6 r	708.8 r	557.6 r
Timor-Leste	537	0.0 e	0.0 e	0.0 e	0.0 e	0.0 e	0.0 e	0.1	0.0 r	0.0 r	0.0 r	0.0 r	0.0 r
Tonga	866	0.0 e	0.0 e	0.0 e	0.0 e	0.0 e	0.0 e	....	....	....	....	....	....
Vanuatu	846	0.0 e	0.0 e	0.0 e	0.0 e	0.0 e	0.0 e	0.1	0.0 r	0.0 r	0.0 r	0.0 r	0.0 r
Vietnam	582	1,043.2 e	256.3 e	251.4 e	233.9 e	279.9 e	307.5 e	2,966.6	712.9 r	744.1 r	636.7 r	620.4 r	481.7 r
Asia n.s.	598	....	....	....	....	....	....	1,864.0	447.9 r	467.6 r	400.1 r	389.8 r	302.7 r
<b>Europe</b>	170	<b>2,671.9</b>	<b>697.1</b>	<b>730.6</b>	<b>628.1</b>	<b>618.1</b>	<b>728.4</b>	<b>7,161.7</b>	<b>1,897.3</b>	<b>1,633.0</b>	<b>1,420.5</b>	<b>1,591.0</b>	<b>1,661.1</b>
<b>Emerg. &amp; Dev. Europe</b>	903	<b>2,279.0</b>	<b>609.0</b>	<b>622.2</b>	<b>553.8</b>	<b>523.0</b>	<b>635.3</b>	<b>5,049.9</b>	<b>1,166.7</b>	<b>1,178.4</b>	<b>1,171.6</b>	<b>1,301.2</b>	<b>1,082.8</b>
Albania	914	2.2 e	0.5 e	0.5 e	0.4 e	0.6 e	0.6 e	6.4	1.5 r	1.6 r	1.4 r	1.3 r	1.0 r
Bosnia and Herzegovina	963	4.6 e	1.2 e	1.1 e	0.9 e	1.1 e	1.0 e	22.0	5.5 r	5.6 r	4.6 r	4.3 r	3.2 r
Bulgaria	918	9.2 e	0.5 e	1.4 e	10.5 e	3.2 e	4.2 e	161.0	71.1 r	12.3 r	26.9 r	29.9 r	12.4 r
Croatia	960	86.2 e	44.8 e	28.8 e	1.2 e	5.8 e	34.5 e	44.2	12.5 r	8.4 r	29.7 r	48.6 r	23.8 r
Faroe Islands	816	0.0 e	0.0 e	0.0 e	0.0 e	0.0 e	0.0 e	0.3	0.1 r	0.1 r	0.1 r	0.1 r	0.0 r
Gibraltar	823	....	....	....	....	....	....	0.4	0.1 r	0.1 r	0.1 r	0.1 r	0.1 r
Hungary	944	1.9 e	0.1 e	0.4 e	1.0 e	1.8 e	1.2 e	421.7	125.1 r	90.7 r	76.0 r	72.1 r	67.0 r
Macedonia, FYR	962	7.1 e	1.8 e	2.0 e	1.7 e	2.1 e	1.9 e	2.1	0.5 r	0.5 r	0.5 r	0.5 r	0.4 r
Montenegro	943	0.1 e	0.0 e	0.0 e	0.0 e	0.0 e	0.0 e	0.1	0.1 r	0.1 r	0.1 r	0.0 r	....
Poland	964	134.3 e	18.4 e	80.4 e	104.1 e	39.4 e	202.8 e	943.2	184.8 r	219.3 r	245.3 r	235.6 r	259.2 r
Romania	968	14.2 e	6.0 e	2.4 e	2.2 e	7.1 e	2.2 e	456.9	139.7 r	109.3 r	54.1 r	127.7 r	112.7 r
Serbia, Republic of	942	21.8 e	5.4 e	5.2 e	6.9 e	6.6 e	5.7 e	15.7	4.4 r	5.6 r	7.1 r	12.5 r	5.5 r
Turkey	186	1,997.4 e	530.4 e	500.0 e	424.7 e	455.3 e	381.2 e	2,975.8	621.4 r	724.8 r	725.9 r	768.4 r	597.5 r
<b>CIS</b>	901	<b>392.9</b>	<b>88.0</b>	<b>108.4</b>	<b>74.3</b>	<b>95.1</b>	<b>93.0</b>	<b>1,871.9</b>	<b>673.0</b>	<b>394.4</b>	<b>197.4</b>	<b>239.6</b>	<b>539.3</b>
Armenia	911	3.2 e	0.8 e	0.7 e	0.5 e	0.5 e	1.0 e	1.1	0.2 r	0.5 r	0.6 r	0.4 r	0.4 r
Azerbaijan, Rep. of	912	8.5 e	2.1 e	1.3 e	1.0 e	1.2 e	1.4 e	0.1	0.0 r	0.0 r	0.0 r	0.0 r	0.0 r
Belarus	913	83.2 e	23.0 e	18.3 e	14.3 e	17.2 e	20.7 e	2.3	0.5 r	1.0 r	0.2 r	0.3 r	0.2 r
Georgia	915	3.7 e	0.9 e	0.6 e	0.4 e	1.1 e	0.9 e	4.5	0.3 r	1.6 r	6.7 r	6.8 r	2.5 r
Kazakhstan	916	10.3 e	2.6 e	2.4 e	1.8 e	2.6 e	2.6 e	24.6	5.9 r	6.2 r	5.3 r	5.1 r	4.0 r
Kyrgyz Republic	917	0.3 e	0.1 e	0.1 e	0.1 e	0.1 e	0.1 e	0.2	0.1 r	0.1 r	0.1 r	0.1 r	0.0 r
Moldova	921	0.2 e	0.1 e	0.1 e	0.0 e	0.1 e	0.1 e	0.6	0.1 r	0.2 r	0.1 r	0.1 r	0.1 r
Russian Federation	922	146.6 e	31.1 e	43.7 e	27.1 e	35.4 e	36.4 e	1,071.5	325.9 r	234.6 r	100.9 r	150.7 r	230.9 r
Tajikistan	923	0.1 e	0.0 e	0.0 e	0.0 e	0.0 e	0.0 e	....	....	....	....	....	....
Turkmenistan	925	....	....	....	....	....	....	0.0	0.0 r	0.0 r	....	....	....
Ukraine	926	136.7 e	27.2 e	41.3 e	29.1 e	37.0 e	29.9 e	760.2	338.2 r	148.6 r	82.0 r	74.7 r	300.1 r
Uzbekistan	927	....	....	....	....	....	....	6.8	1.6 r	1.7 r	1.5 r	1.4 r	1.1 r
Europe n.s.	884	....	....	....	....	....	....	239.8	57.6 r	60.2 r	51.5 r	50.2 r	38.9 r
<b>Mid East, N Africa, Pak</b>	440	<b>22,136.8</b>	<b>5,209.4</b>	<b>5,472.0</b>	<b>4,702.6</b>	<b>5,144.1</b>	<b>4,687.9</b>	<b>18,512.6</b>	<b>4,406.7</b>	<b>4,558.5</b>	<b>4,009.1</b>	<b>3,955.6</b>	<b>3,090.0</b>
Afghanistan, I.R. of	512	9.0 e	2.0 e	2.2 e	3.0 e	3.0 e	2.5 e	0.6	0.2 r	0.2 r	0.1 r	0.1 r	0.1 r
Algeria	612	553.9 e	131.7 e	132.7 e	125.0 e	128.8 e	123.6 e	8.9	2.1 r	2.2 r	1.9 r	1.9 r	1.4 r
Bahrain, Kingdom of	419	729.7 e	177.8 e	180.4 e	155.8 e	154.1 e	142.4 e	1,921.4	460.2 r	478.4 r	408.1 r	396.6 r	307.3 r
Djibouti	611	110.9 e	30.8 e	31.9 e	26.1 e	33.3 e	30.7 e	31.2	7.5 r	7.8 r	6.7 r	6.5 r	5.1 r
Egypt	469	2,700.7 e	597.1 e	684.7 e	592.3 e	649.1 e	581.6 e	2,262.1	493.5 r	525.3 r	536.2 r	516.5 r	397.2 r
Iran, I.R. of	429	109.6 e	26.8 e	26.8 e	23.0 e	31.0 e	29.8 e	200.8	48.6 r	50.1 r	41.8 r	39.8 r	30.3 r
Iraq	433	....	....	....	....	....	....	2.4	0.6 r	0.6 r	0.5 r	0.5 r	0.4 r
Jordan	439	2,887.8 e	617.7 e	587.0 e	528.6 e	550.8 e	446.9 e	981.9	292.7 r	221.0 r	196.6 r	237.2 r	200.6 r
Kuwait	443	1,492.3 e	356.1 e	371.4 e	300.5 e	331.5 e	295.0 e	471.2	111.9 r	116.8 r	100.9 r	99.3 r	77.7 r
Lebanon	446	358.5 e	100.4 e	92.8 e	75.7 e	78.5 e	74.0 e	403.0	89.7 r	96.0 r	96.2 r	93.4 r	72.3 r
Libya	672	38.8 e	9.6 e	8.1 e	6.6 e	8.0 e	7.0 e	0.0	0.0 r	0.0 r	0.0 r	0.0 r	0.0 r
Mauritania	682	6.5 e	1.7 e	2.1 e	1.8 e	2.3 e	1.7 e	6.6	1.6 r	1.7 r	1.4 r	1.4 r	1.1 r
Morocco	686	894.3 e	131.0 e	195.5 e	115.1 e	130.4 e	114.8 e	216.9	26.8 r	31.4 r	18.2 r	17.0 r	12.7 r
Oman	449	2,900.9 e	801.3 e	804.6 e	559.3 e	551.4 e	543.9 e	1,166.0	271.7 r	285.6 r	253.0 r	254.8 r	203.1 r
Pakistan	564	2,836.6 e	650.2 e	702.5 e	650.7 e	805.9 e	792.5 e	494.9	116.5 r	121.4 r	105.4 r	104.3 r	81.9 r
Qatar	453	1,326.3 e	312.9 e	348.5 e	343.7 e	321.8 e	313.5 e	466.4	109.6 r	115.6 r	102.1 r	102.6 r	81.6 r
Somalia	726	....	....	....	....	....	....	318.0	76.4 r	79.8 r	68.3 r	66.5 r	51.6 r
Sudan	732	412.0 e	101.3 e	114.2 e	106.3 e	130.1 e	105.2 e	680.5	148.0 r	172.2 r	144.4 r	140.7 r	109.3 r

# Saudi Arabia (456)

In Millions of U.S. Dollars

		Exports (FOB)						Imports (CIF)					
		2015	2015Q3	2015Q4	2016Q1	2016Q2	2016Q3	2015	2015Q3	2015Q4	2016Q1	2016Q2	2016Q3
Syrian Arab Republic	463	217.5 e	54.6 e	58.4 e	47.9 e	47.3 e	45.5 e	84.1	19.7 r	21.3 r	19.5 r	20.1 r	16.4 r
Tunisia	744	223.6 e	51.5 e	56.1 e	51.7 e	57.4 e	49.3 e	49.3	12.0 r	12.4 r	10.4 r	9.9 r	7.6 r
United Arab Emirates	466	3,728.3 e	924.5 e	934.9 e	832.6 e	932.1 e	859.3 e	8,589.3	2,084.3 r	2,184.3 r	1,864.9 r	1,812.0 r	1,403.6 r
West Bank and Gaza	487	67.9 e	17.1 e	17.0 e	18.4 e	23.0 e	20.7 e	9.4	2.2 r	2.3 r	2.0 r	2.0 r	1.5 r
Yemen, Republic of	474	531.7 e	113.4 e	120.1 e	138.5 e	174.4 e	108.1 e	141.2	29.4 r	30.4 r	29.0 r	31.2 r	26.1 r
Middle East n.s.	489	....	....	....	....	....	....	6.4	1.5 r	1.6 r	1.4 r	1.3 r	1.0 r
<b>Sub-Saharan Africa</b>	<b>603</b>	<b>10,235.3</b>	<b>2,510.8</b>	<b>2,507.9</b>	<b>1,888.6</b>	<b>2,529.8</b>	<b>2,487.7</b>	<b>2,367.2</b>	<b>572.6</b>	<b>599.4</b>	<b>541.9</b>	<b>554.3</b>	<b>481.1</b>
Angola	614	22.4 e	5.8 e	5.1 e	3.1 e	3.3 e	3.5 e	....	....	....	....	....	....
Benin	638	0.8 e	0.2 e	0.2 e	0.1 e	0.2 e	0.1 e	0.6	0.1 r	0.1 r	0.1 r	0.1 r	0.1 r
Botswana	616	0.0 e	0.0 e	0.0 e	0.0 e	0.0 e	0.0 e	0.2	0.1 r	0.1 r	0.1 r	0.1 r	0.0 r
Burkina Faso	748	2.8 e	0.8 e	0.6 e	0.6 e	0.7 e	0.6 e	....	....	....	....	....	....
Burundi	618	33.5 e	6.8 e	5.9 e	7.9 e	9.1 e	12.6 e	....	....	....	....	....	....
Cabo Verde	624	0.1 e	0.0 e	0.0 e	0.0 e	0.0 e	0.0 e	0.3 e	0.1 e	0.1 e	0.1 e	0.1 e	0.1 e
Cameroon	622	10.5 e	2.3 e	2.4 e	2.1 e	2.7 e	2.7 e	6.3	1.6 r	1.7 r	1.5 r	1.4 r	1.1 r
Central African Rep.	626	0.0 e	0.0 e	0.0 e	0.0 e	0.0 e	0.0 e	0.3	0.1 r	0.1 r	0.1 r	0.1 r	0.1 r
Comoros	632	1.0 e	0.2 e	0.3 e	0.2 e	0.4 e	0.2 e	1.0	0.2 r	0.3 r	0.2 r	0.2 r	0.2 r
Congo, Dem. Rep. of	636	....	....	....	....	....	....	603.3	145.0 r	151.3 r	129.5 r	126.2 r	98.0 r
Congo, Republic of	634	1.2 e	0.3 e	0.3 e	0.2 e	0.2 e	0.2 e	1.5	0.4 r	0.4 r	0.3 r	0.3 r	0.2 r
Côte d'Ivoire	662	73.8 e	17.1 e	16.6 e	13.6 e	16.9 e	14.0 e	1.7	0.4 r	0.4 r	0.3 r	0.3 r	0.2 r
Eritrea	643	83.3 e	14.0 e	30.1 e	11.1 e	19.1 e	11.4 e	0.5	0.1 r	0.1 r	0.1 r	0.1 r	0.1 r
Ethiopia	644	557.3 e	131.3 e	147.5 e	118.7 e	137.7 e	137.1 e	198.3	46.9 r	48.4 r	41.2 r	40.1 r	31.0 r
Gabon	646	0.9 e	0.2 e	0.3 e	0.2 e	0.2 e	0.2 e	5.8	1.4 r	1.5 r	1.3 r	1.2 r	0.9 r
Gambia, The	648	0.4 e	0.1 e	0.1 e	0.1 e	0.1 e	0.1 e	....	....	....	....	....	....
Ghana	652	85.8 e	23.1 e	22.4 e	17.8 e	22.1 e	19.0 e	4.7	0.9 r	0.9 r	0.9 r	0.9 r	0.8 r
Guinea	656	23.1 e	5.8 e	5.3 e	4.7 e	5.8 e	5.5 e	....	....	....	....	....	....
Kenya	664	561.6 e	138.5 e	141.1 e	104.5 e	139.1 e	129.4 e	65.8	16.2 r	16.8 r	14.0 r	13.3 r	10.1 r
Lesotho	666	0.0 e	0.0 e	0.0 e	0.0 e	0.0 e	0.0 e	1.2	0.3 r	0.3 r	0.2 r	0.2 r	0.2 r
Madagascar	674	21.4 e	5.2 e	5.7 e	4.7 e	6.2 e	5.8 e	4.7	1.1 r	1.2 r	1.0 r	1.0 r	0.8 r
Malawi	676	17.1 e	4.5 e	3.6 e	2.9 e	3.7 e	4.2 e	0.3	0.1 r	0.1 r	0.1 r	0.1 r	0.0 r
Mali	678	7.3 e	1.9 e	2.0 e	2.1 e	2.1 e	2.0 e	0.2	0.0 r	0.0 r	0.0 r	0.0 r	0.0 r
Mauritius	684	5.3 e	2.8 e	0.9 e	1.1 e	1.4 e	1.2 e	1.6	0.5 r	0.4 r	0.9 r	0.9 r	0.7 r
Mozambique	688	12.1 e	3.0 e	3.0 e	2.0 e	2.4 e	2.3 e	13.2	3.2 r	3.3 r	2.8 r	2.8 r	2.1 r
Namibia	728	4.1 e	1.0 e	1.0 e	0.7 e	0.8 e	0.8 e	2.3	0.5 r	0.6 r	0.5 r	0.5 r	0.4 r
Niger	692	1.4 e	0.4 e	0.3 e	0.2 e	0.3 e	0.2 e	....	....	....	....	....	....
Nigeria	694	92.1 e	22.6 e	21.1 e	13.2 e	17.0 e	14.7 e	5.2	1.3 r	1.4 r	1.1 r	1.0 r	0.7 r
Rwanda	714	8.9 e	2.0 e	2.5 e	2.1 e	2.5 e	4.1 e	0.4	0.1 r	0.1 r	0.1 r	0.1 r	0.1 r
São Tomé & Príncipe	716	0.1 e	0.0 e	0.0 e	0.0 e	0.0 e	0.0 e	....	....	....	....	....	....
Senegal	722	31.6 e	6.0 e	12.5 e	5.1 e	5.7 e	5.9 e	0.0	0.0 r	0.0 r	0.0 r	0.0 r	0.0 r
Seychelles	718	2.5 e	0.6 e	0.6 e	0.4 e	0.4 e	0.4 e	0.1	0.0 r	0.0 r	0.0 r	0.0 r	0.0 r
Sierra Leone	724	3.0 e	0.5 e	0.6 e	0.6 e	0.7 e	0.6 e	10.6	2.6 r	2.7 r	2.3 r	2.2 r	1.7 r
South Africa	199	2,642.6 e	702.3 e	580.8 e	492.9 e	672.7 e	741.3 e	1,171.6	340.9 r	363.4 r	339.9 r	358.0 r	328.8 r
South Sudan, Rep. of	733	....	....	....	....	....	....	0.1	0.0 r	0.0 r	0.0 r	0.0 r	0.0 r
Swaziland	734	....	....	....	....	....	....	1.1	0.3 r	0.3 r	0.2 r	0.2 r	0.2 r
Tanzania	738	5,638.0 e	1,337.5 e	1,424.1 e	1,031.8 e	1,378.6 e	1,285.6 e	11.3	2.7 r	2.9 r	2.5 r	2.5 r	2.0 r
Togo	742	39.9 e	10.7 e	9.2 e	7.5 e	9.2 e	8.3 e	....	....	....	....	....	....
Uganda	746	210.4 e	49.7 e	46.1 e	29.2 e	63.6 e	64.4 e	1.0	0.2 r	0.3 r	0.2 r	0.2 r	0.2 r
Zambia	754	37.8 e	12.9 e	15.2 e	6.9 e	4.8 e	8.7 e	250.7	5.0 r	....	0.0 r	0.0 r	0.0 r
Zimbabwe	698	1.4 e	0.4 e	0.4 e	0.3 e	0.3 e	0.3 e	1.4	0.4 r	0.4 r	0.3 r	0.3 r	0.2 r
Africa n.s.	799	....	....	....	....	....	....	0.0	0.0 r	0.0 r	0.0 r	0.0 r	0.0 r
<b>Western Hemisphere</b>	<b>205</b>	<b>2,700.7</b>	<b>448.5</b>	<b>902.1</b>	<b>404.5</b>	<b>421.3</b>	<b>380.5</b>	<b>4,848.2</b>	<b>1,101.4</b>	<b>989.6</b>	<b>885.0</b>	<b>1,016.0</b>	<b>1,019.8</b>
Antigua and Barbuda	311	0.0 e	0.0 e	0.0 e	0.0 e	0.0 e	0.0 e	....	....	....	....	....	....
Argentina	213	166.5 e	41.6 e	41.6 e	41.6 e	41.6 e	41.6 e	510.2	108.1 r	120.5 r	122.9 r	138.3 r	119.3 r
Aruba	314	0.0 e	0.0 e	0.0 e	0.0 e	0.0 e	0.0 e	1.7	....	....	....	....	....
Bahamas, The	313	0.0 e	0.0 e	0.0 e	0.0 e	0.0 e	0.0 e	0.3	0.1 r	0.1 r	0.1 r	0.1 r	0.0 r
Barbados	316	0.0 e	0.0 e	0.0 e	0.0 e	0.0 e	0.0 e	....	....	....	....	....	....
Belize	339	0.0 e	0.0 e	0.0 e	0.0 e	0.0 e	0.0 e	0.0	0.0 r	0.0 r	0.0 r	0.0 r	0.0 r
Bermuda	319	0.0 e	0.0 e	0.0 e	0.0 e	0.0 e	0.0 e	2.1	0.5 r	0.5 r	0.4 r	0.4 r	0.3 r
Bolivia	218	0.6 e	0.3 e	0.1 e	0.2 e	0.3 e	0.3 e	0.3	....	0.3 r	0.1 r	....	....
Brazil	223	1,906.6 e	336.1 e	794.5 e	299.2 e	274.0 e	254.0 e	2,759.7	727.7 r	708.6 r	608.3 r	645.5 r	685.2 r
Chile	228	131.5 e	3.5 e	5.2 e	5.2 e	2.7 e	2.9 e	173.8	37.4 r	18.6 r	31.1 r	77.9 r	53.5 r

# Saudi Arabia (456)

In Millions of U.S. Dollars

		Exports (FOB)						Imports (CIF)					
		2015	2015Q3	2015Q4	2016Q1	2016Q2	2016Q3	2015	2015Q3	2015Q4	2016Q1	2016Q2	2016Q3
Colombia	233	50.7 e	9.2 e	7.4 e	7.5 e	7.8 e	8.2 e	16.5	5.9 r	2.8 r	3.3 r	3.1 r	2.4 r
Costa Rica	238	4.7 e	1.2 e	1.2 e	1.1 e	1.3 e	1.2 e	31.4	7.7 r	8.1 r	6.9 r	6.6 r	5.1 r
Curacao	354	....	....	....	....	....	....	0.7	0.2 r	0.2 r	0.2 r	0.2 r	0.1 r
Dominica	321	0.0 e	0.0 e	0.0 e	0.0 e	0.0 e	0.0 e	8.4	2.0 r	2.1 r	1.8 r	1.7 r	1.4 r
Dominican Republic	243	6.3 e	1.6 e	1.6 e	1.4 e	1.6 e	1.7 e	3.7	0.9 r	0.9 r	0.8 r	0.8 r	0.6 r
Ecuador	248	178.9 e	2.3 e	2.1 e	0.7 e	0.8 e	0.8 e	78.7	22.6 r	21.7 r	21.9 r	21.4 r	16.7 r
El Salvador	253	9.9 e	1.9 e	1.2 e	2.1 e	2.0 e	0.7 e	0.4	0.0 r	0.0 r	0.0 r	0.1 r	0.0 r
Greenland	326	0.0 e	0.0 e	0.0 e	0.0 e	0.0 e	0.0 e	0.1	0.0 r	0.0 r	0.0 r	0.0 r	0.0 r
Grenada	328	0.0 e	0.0 e	0.0 e	0.0 e	0.0 e	0.0 e	....	....	....	....	....	....
Guatemala	258	57.6 e	16.0 e	15.2 e	13.6 e	15.0 e	14.8 e	82.5	20.2 r	21.3 r	18.3 r	17.9 r	13.9 r
Guyana	336	0.2 e	0.1 e	0.1 e	0.1 e	0.1 e	0.1 e	0.6	0.1 r	0.1 r	0.1 r	0.1 r	0.1 r
Haiti	263	0.3 e	0.1 e	0.1 e	0.1 e	0.1 e	0.1 e	0.5	0.1 r	0.1 r	0.1 r	0.1 r	0.1 r
Honduras	268	0.9 e	0.1 e	0.0 e	0.2 e	0.2 e	0.2 e	3.8	3.8 r	....	....	....	....
Jamaica	343	0.1 e	0.0 e	0.0 e	0.0 e	0.0 e	0.0 e	0.1	0.0 r	0.0 r	0.0 r	0.0 r	0.0 r
Mexico	273	19.0 e	3.6 e	3.8 e	5.9 e	50.6 e	29.3 e	1,130.7	153.3 r	74.4 r	60.8 r	94.1 r	115.1 r
Netherlands Antilles	353	0.0 e	0.0 e	0.0 e	0.0 e	0.0 e	0.0 e	....	....	....	....	....	....
Nicaragua	278	1.8 e	0.4 e	0.5 e	0.4 e	0.5 e	0.5 e	0.4	0.1 r	0.1 r	0.1 r	0.1 r	0.1 r
Panama	283	0.2 e	0.0 e	0.0 e	....	....	....	0.9	0.2 r	....	....	....	....
Paraguay	288	10.8 e	0.6 e	2.8 e	2.9 e	0.7 e	0.7 e	3.0	0.7 r	0.8 r	0.6 r	0.6 r	0.5 r
Peru	293	127.6 e	23.7 e	22.9 e	20.6 e	20.6 e	21.8 e	22.5	5.6 r	5.8 r	4.7 r	4.4 r	3.3 r
St. Kitts and Nevis	361	0.0 e	0.0 e	0.0 e	0.0 e	0.0 e	0.0 e	0.0 e	0.0 e	0.0 e	0.0 e	0.0 e	0.0 e
St. Lucia	362	0.0 e	0.0 e	0.0 e	0.0 e	0.0 e	0.0 e	0.4	0.1 r	0.1 r	0.1 r	0.1 r	0.1 r
St. Vincent & Grens.	364	0.0 e	0.0 e	0.0 e	0.0 e	0.0 e	0.0 e	....	....	....	....	....	....
Suriname	366	0.1 e	0.0 e	0.0 e	0.0 e	0.0 e	0.0 e	0.0	0.0 r	0.0 r	0.0 r	0.0 r	0.0 r
Trinidad and Tobago	369	1.4 e	0.4 e	0.3 e	0.4 e	0.3 e	0.3 e	0.4	0.1 r	0.1 r	0.1 r	0.1 r	0.1 r
Uruguay	298	23.8 e	5.3 e	1.2 e	1.0 e	1.2 e	1.1 e	13.8	3.8 r	2.2 r	2.1 r	2.0 r	1.8 r
Venezuela, Rep. Bol.	299	1.2 e	0.3 e	0.2 e	0.2 e	0.2 e	0.2 e	0.5	0.1 r	0.1 r	0.1 r	0.1 r	0.1 r
Western Hem. n.s.	399	....	....	....	....	....	....	0.4	0.1 r	0.1 r	0.1 r	0.1 r	0.1 r
<b>Other Countries n.i.e</b>	910	<b>0.7</b>	<b>0.2</b>	<b>0.2</b>	<b>0.2</b>	<b>0.2</b>	<b>0.2</b>	<b>27.4</b>	<b>6.6</b>	<b>6.9</b>	<b>5.9</b>	<b>5.7</b>	<b>4.5</b>
Cuba	928	0.7 e	0.2 e	0.2 e	0.2 e	0.2 e	0.2 e	1.8	0.4 r	0.4 r	0.4 r	0.4 r	0.3 r
Korea, Dem. People's Rep.	954	....	....	....	....	....	....	25.6	6.2 r	6.4 r	5.5 r	5.4 r	4.2 r
<b>Memorandum Items</b>													
Africa	605	12,436.4	2,958.8	3,040.4	2,314.6	3,012.1	2,913.0	3,678.6	847.0	906.9	793.2	798.2	669.9
Middle East	405	17,090.1	4,109.3	4,234.7	3,622.8	3,852.9	3,467.6	16,705.7	4,015.6	4,129.4	3,652.3	3,607.2	2,819.2
European Union	998	22,375.8	6,013.8	4,441.4	3,984.5	4,911.9	5,451.4	40,163.2	9,431.6	10,439.6	8,293.4	8,781.4	7,542.9
Export earnings: fuel	080	11,928.3	2,932.0	3,012.4	2,540.7	2,702.4	2,491.6	14,173.3	3,482.2	3,533.2	2,936.9	2,921.8	2,387.7
Export earnings: nonfuel	092	190,308.1	49,084.0	40,999.6	34,046.9	40,138.6	42,225.0	151,318.6	37,181.7	37,376.8	31,740.6	31,960.8	28,701.6

# Senegal (722)

In Millions of U.S. Dollars

		Exports (FOB)						Imports (CIF)					
		2015	2015Q3	2015Q4	2016Q1	2016Q2	2016Q3	2015	2015Q3	2015Q4	2016Q1	2016Q2	2016Q3
IFS World		2,268.1	488.1	567.6	657.5	661.6	....	5,125.6	1,373.8	1,393.9	1,130.4	1,258.4	....
World	001	2,321.6	496.3	574.8	671.1	675.3	517.7	5,233.9	1,398.8	1,419.4	1,172.7	1,305.5	1,360.8
Advanced Economies	110	683.0	142.0	163.0	193.5	194.7	149.3	2,584.8	698.0	659.7	543.4	604.9	630.6
Euro Area	163	320.1	63.7	74.6	86.7	87.2	66.9	1,979.3	529.4	501.8	401.8	447.3	466.3
Austria	122	0.3	0.0	0.0	0.0 r	0.0 r	0.0 r	6.5	1.8	1.9	0.8 r	0.9 r	0.9 r
Belgium	124	14.3	4.2	4.0	6.0 r	6.1 r	4.7 r	156.6	35.8	39.4	25.6 r	28.5 r	29.7 r
Cyprus	423	0.7	0.2	0.2	0.1 r	0.1 r	0.1 r	0.1	....	0.0	0.0 r	0.0 r	0.0 r
Estonia	939	....	....	....	....	....	....	0.0	....	0.0	0.0 r	0.0 r	0.0 r
Finland	172	0.0	0.0	0.0	....	....	....	55.1	17.5	16.7	3.3 r	3.6 r	3.8 r
France	132	94.1	17.1	24.2	24.2 r	24.4 r	18.7 r	936.0	255.6	239.7	192.2 r	214.0 r	223.1 r
Germany	134	6.2	0.9	1.0	1.7 r	1.7 r	1.3 r	141.4	37.8	34.5	18.8 r	20.9 r	21.8 r
Greece	174	8.8	1.6	0.9	0.7 r	0.7 r	0.5 r	5.9	1.3	0.9	1.6 r	1.8 r	1.9 r
Ireland	178	0.4	....	0.2	....	....	....	13.3	2.6	3.3	3.8 r	4.2 r	4.4 r
Italy	136	73.1	16.4	17.9	26.8 r	27.0 r	20.7 r	121.4	28.7	32.9	37.5 r	41.8 r	43.5 r
Latvia	941	0.2	0.2	....	....	....	....	0.2	....	....	....	....	....
Lithuania	946	....	....	....	....	....	....	0.3	0.2	0.1	0.0 r	0.0 r	0.0 r
Malta	181	0.5	0.2	0.1	0.0 r	0.0 r	0.0 r	2.0	0.7	0.3	0.0 r	0.0 r	0.0 r
Netherlands	138	36.8	5.4	9.3	18.0 r	18.1 r	13.9 r	233.6	70.9	44.9	37.3 r	41.5 r	43.2 r
Portugal	182	8.2	1.0	2.6	1.4 r	1.4 r	1.0 r	50.0	11.4	17.0	11.5 r	12.7 r	13.3 r
Slovak Republic	936	0.0	....	....	....	....	....	0.7	0.3	0.1	0.2 r	0.2 r	0.2 r
Slovenia	961	0.0	0.0	....	....	....	....	0.1	....	0.0	0.1 r	0.1 r	0.1 r
Spain	184	76.4	16.5	14.4	7.7 r	7.7 r	5.9 r	256.1	64.8	70.2	69.2 r	77.1 r	80.4 r
Australia	193	0.1	0.1	0.0	0.0 r	0.0 r	0.0 r	10.5	2.0	3.7	5.0 r	5.6 r	5.8 r
Canada	156	4.0	3.7	0.1	0.1 r	0.1 r	0.0 r	22.4	5.7	4.8	5.0 r	5.6 r	5.8 r
China,P.R.: Hong Kong	532	4.4	0.6	1.8	3.0 r	3.1 r	2.4 r	12.3	4.1	2.0	1.9 r	2.1 r	2.2 r
China,P.R.: Macao	546	0.1	....	0.1	....	....	....	0.0	....	0.0	....	....	....
Czech Republic	935	0.0	....	....	....	....	....	5.4	2.1	0.9	0.2 r	0.2 r	0.2 r
Denmark	128	2.4	0.8	0.6	0.0 r	0.0 r	0.0 r	8.3	1.2	3.0	2.2 r	2.4 r	2.5 r
Iceland	176	1.7	0.4	0.2	0.1 r	0.1 r	0.1 r	2.3	1.1	0.1	....	....	....
Israel	436	2.1	0.6	0.4	0.6 r	0.6 r	0.4 r	11.1	2.8	1.7	0.4 r	0.5 r	0.5 r
Japan	158	6.7	3.5	0.6	0.6 r	0.6 r	0.5 r	99.8	22.5	30.1	21.7 r	24.2 r	25.2 r
Korea, Republic of	542	33.6	10.8	2.7	2.5 r	2.5 r	1.9 r	60.6	24.8	14.8	7.7 r	8.6 r	8.9 r
New Zealand	196	0.0	....	0.0	0.0 r	0.0 r	0.0 r	17.9	1.7	3.2	3.0 r	3.4 r	3.5 r
Norway	142	7.1	0.2	6.2	0.0 r	0.0 r	0.0 r	0.5	0.1	0.1	0.0 r	0.0 r	0.0 r
Singapore	576	0.0	0.0	0.0	0.0 r	0.0 r	0.0 r	57.4	20.0	16.3	14.6 r	16.2 r	16.9 r
Sweden	144	1.1	0.9	0.2	0.0 r	0.0 r	0.0 r	24.4	5.6	4.6	4.8 r	5.4 r	5.6 r
Switzerland	146	225.2	39.0	57.9	69.4 r	69.9 r	53.6 r	33.6	14.8	9.7	3.7 r	4.2 r	4.3 r
Taiwan Prov.of China	528	2.5	0.5	0.3	0.1 r	0.1 r	0.1 r	5.6	1.5	1.7	0.8 r	0.9 r	0.9 r
United Kingdom	112	41.7	4.0	10.9	19.3 r	19.4 r	14.9 r	99.6	22.9	26.5	31.0 r	34.5 r	35.9 r
United States	111	30.1	12.9	6.3	10.9 r	11.0 r	8.4 r	133.8	35.5	34.7	39.5 r	44.0 r	45.9 r
<b>Emerg. &amp; Dev. Economies</b>	<b>200</b>	<b>1,455.1</b>	<b>326.5</b>	<b>351.5</b>	<b>416.2</b>	<b>418.7</b>	<b>321.1</b>	<b>2,635.2</b>	<b>699.5</b>	<b>757.2</b>	<b>628.8</b>	<b>700.0</b>	<b>729.6</b>
<b>Emerg. &amp; Dev. Asia</b>	<b>505</b>	<b>301.2</b>	<b>67.4</b>	<b>81.6</b>	<b>145.6</b>	<b>146.5</b>	<b>112.4</b>	<b>976.7</b>	<b>235.8</b>	<b>287.0</b>	<b>226.6</b>	<b>252.2</b>	<b>262.9</b>
Bangladesh	513	10.0	0.4	0.6	....	....	....	0.0	0.0	0.0	....	....	....
Brunei Darussalam	516	0.6	0.2	0.0	....	....	....	0.0	0.0	....	....	....	....
Cambodia	522	....	....	....	....	....	....	0.1	0.0	0.0	0.0 r	0.0 r	0.0 r
China,P.R.: Mainland	924	117.7	15.8	29.0	57.8 r	58.2 r	44.6 r	525.6	123.3	171.4	137.7 r	153.3 r	159.8 r
F.T. New Caledonia	839	....	....	....	....	....	....	0.0	....	....	....	....	....
India	534	137.3	46.7	44.5	73.2 r	73.7 r	56.5 r	294.4	75.4	77.3	59.6 r	66.4 r	69.2 r
Indonesia	536	0.9	0.1	0.4	0.8 r	0.8 r	0.6 r	22.8	4.3	5.0	2.3 r	2.5 r	2.6 r
Malaysia	548	2.7	1.5	....	....	....	....	24.6	4.2	7.3	3.2 r	3.6 r	3.7 r
Mongolia	948	0.0	....	....	....	....	....	0.0	0.0	....	....	....	....
Nauru	836	0.0	....	....	....	....	....	0.0	....	....	....	....	....
Nepal	558	....	....	....	....	....	....	0.0	0.0	....	....	....	....
Papua New Guinea	853	0.1	....	....	....	....	....	0.0	....	....	....	....	....
Philippines	566	....	....	....	....	....	....	0.5	0.1	0.3	0.4 r	0.5 r	0.5 r
Sri Lanka	524	....	....	....	....	....	....	0.1	....	0.0	0.0 r	0.0 r	0.0 r
Thailand	578	0.8	0.1	0.1	0.2 r	0.2 r	0.2 r	102.3	27.2	23.5	22.9 r	25.5 r	26.5 r
Tonga	866	....	....	....	....	....	....	0.0	....	....	....	....	....
Vietnam	582	31.0	2.6	7.0	13.6 r	13.7 r	10.5 r	6.1	1.4	2.1	0.5 r	0.6 r	0.6 r
Asia n.s.	598	0.0	....	....	....	....	....	0.0	....	....	....	....	....



# Senegal (722)

In Millions of U.S. Dollars

		Exports (FOB)						Imports (CIF)					
		2015	2015Q3	2015Q4	2016Q1	2016Q2	2016Q3	2015	2015Q3	2015Q4	2016Q1	2016Q2	2016Q3
<b>Europe</b>	170	<b>33.5</b>	<b>8.5</b>	<b>10.0</b>	<b>20.5</b>	<b>20.6</b>	<b>15.8</b>	<b>379.4</b>	<b>123.3</b>	<b>90.4</b>	<b>88.9</b>	<b>98.9</b>	<b>103.1</b>
<b>Emerg. &amp; Dev. Europe</b>	903	<b>31.7</b>	<b>8.3</b>	<b>9.9</b>	<b>20.3</b>	<b>20.4</b>	<b>15.6</b>	<b>192.7</b>	<b>50.0</b>	<b>52.2</b>	<b>67.0</b>	<b>74.6</b>	<b>77.7</b>
Albania	914	3.3	0.3	0.2	0.2 r	0.2 r	0.2 r	8.6	2.1	2.1	1.6 r	1.7 r	1.8 r
Bosnia and Herzegovina	963	0.0	....	....	....	....	....	0.3	....	0.0	0.0 r	0.0 r	0.0 r
Bulgaria	918	2.2	0.5	0.2	0.0 r	0.0 r	0.0 r	5.3	2.5	1.9	3.3 r	3.6 r	3.8 r
Croatia	960	....	....	....	....	....	....	0.0	0.0	0.0	....	....	....
Gibraltar	823	....	....	....	....	....	....	0.0	....	0.0	....	....	....
Hungary	944	0.1	....	0.1	0.0 r	0.0 r	0.0 r	7.9	2.8	2.4	1.7 r	1.8 r	1.9 r
Montenegro	943	0.0	0.0	....	....	....	....	0.1	0.0	0.1	0.2 r	0.2 r	0.2 r
Poland	964	21.9	6.0	8.3	18.7 r	18.8 r	14.4 r	32.8	12.3	5.8	6.8 r	7.5 r	7.9 r
Romania	968	0.2	....	0.1	....	....	....	3.5	1.0	0.8	0.6 r	0.7 r	0.7 r
Turkey	186	4.1	1.4	1.0	1.3 r	1.4 r	1.0 r	133.6	29.4	39.0	52.9 r	58.9 r	61.4 r
<b>CIS</b>	901	<b>1.7</b>	<b>0.2</b>	<b>0.1</b>	<b>0.2</b>	<b>0.2</b>	<b>0.1</b>	<b>186.7</b>	<b>73.3</b>	<b>38.3</b>	<b>21.9</b>	<b>24.4</b>	<b>25.4</b>
Armenia	911	0.0	....	....	....	....	....	....	....	....	....	....	....
Azerbaijan, Rep. of	912	....	....	....	....	....	....	3.6	0.0	0.1	0.2 r	0.2 r	0.2 r
Belarus	913	....	....	....	....	....	....	0.1	0.0	0.1	0.2 r	0.2 r	0.2 r
Georgia	915	0.4	....	0.1	0.1 r	0.1 r	0.1 r	0.2	....	0.0	0.0 r	0.0 r	0.0 r
Kazakhstan	916	....	....	....	....	....	....	9.8	4.9	....	....	....	....
Russian Federation	922	0.1	....	0.0	0.0 r	0.0 r	0.0 r	111.5	51.6	24.1	11.9 r	13.3 r	13.8 r
Ukraine	926	1.3	0.2	0.1	0.0 r	0.0 r	0.0 r	61.5	16.8	13.9	9.6 r	10.6 r	11.1 r
Europe n.s.	884	0.0	....	....	....	....	....	....	....	....	....	....	....
<b>Mid East, N Africa, Pak</b>	440	<b>168.8</b>	<b>34.9</b>	<b>39.3</b>	<b>33.9</b>	<b>34.1</b>	<b>26.1</b>	<b>357.5</b>	<b>85.1</b>	<b>105.6</b>	<b>89.6</b>	<b>99.8</b>	<b>104.0</b>
Afghanistan, I.R. of	512	0.0	0.0	0.0	....	....	....	0.3	0.1	0.0	0.0 r	0.0 r	0.0 r
Algeria	612	0.4	0.1	0.0	....	....	....	4.5	3.9	0.1	0.1 r	0.1 r	0.1 r
Bahrain, Kingdom of	419	....	....	....	....	....	....	0.3	0.1	0.1	0.0 r	0.0 r	0.0 r
Djibouti	611	0.0	....	0.0	....	....	....	0.0	....	....	....	....	....
Egypt	469	1.4	0.4	0.5	1.4 r	1.4 r	1.0 r	18.7	4.9	5.5	3.5 r	3.9 r	4.1 r
Iran, I.R. of	429	0.5	0.0	0.4	1.2 r	1.2 r	0.9 r	19.3	2.8	5.5	4.0 r	4.5 r	4.7 r
Iraq	433	....	....	....	....	....	....	0.1	....	....	....	....	....
Jordan	439	0.2	0.1	0.1	0.1 r	0.1 r	0.1 r	0.4	0.1	0.2	0.1 r	0.1 r	0.1 r
Kuwait	443	0.0	0.0	0.0	....	....	....	6.0	0.1	0.1	0.1 r	0.2 r	0.2 r
Lebanon	446	19.5	7.6	5.7	7.9 r	7.9 r	6.1 r	17.8	13.7	0.7	0.5 r	0.6 r	0.6 r
Libya	672	0.3	....	....	....	....	....	0.0	....	0.0	....	....	....
Mauritania	682	41.5	7.3	16.7	10.9 r	11.0 r	8.4 r	5.2	1.4	1.3	0.7 r	0.8 r	0.8 r
Morocco	686	6.5	3.2	0.6	0.7 r	0.7 r	0.5 r	76.1	18.0	20.2	18.7 r	20.9 r	21.7 r
Oman	449	0.0	....	0.0	....	....	....	0.5	0.2	0.1	0.0 r	0.0 r	0.0 r
Pakistan	564	1.0	0.1	0.3	0.0 r	0.0 r	0.0 r	28.8	2.3	11.0	19.3 r	21.5 r	22.4 r
Qatar	453	0.0	....	0.0	....	....	....	9.7	1.2	2.3	2.1 r	2.3 r	2.4 r
Saudi Arabia	456	0.4	0.3	0.1	0.2 r	0.2 r	0.1 r	33.5	6.4	13.2	5.4 r	6.0 r	6.3 r
Sudan	732	0.9	0.0	0.2	....	....	....	0.4	0.0	0.3	0.0 r	0.0 r	0.0 r
Syrian Arab Republic	463	....	....	....	....	....	....	0.0	....	0.0	0.0 r	0.1 r	0.1 r
Tunisia	744	2.1	0.0	0.1	0.2 r	0.2 r	0.2 r	36.7	10.3	11.9	11.5 r	12.7 r	13.3 r
United Arab Emirates	466	93.9	15.6	14.5	11.3 r	11.4 r	8.7 r	99.1	19.6	33.2	23.4 r	26.0 r	27.1 r
Yemen, Republic of	474	0.0	....	....	....	....	....	0.0	....	....	....	....	....
<b>Sub-Saharan Africa</b>	603	<b>942.5</b>	<b>213.8</b>	<b>218.0</b>	<b>214.7</b>	<b>216.0</b>	<b>165.6</b>	<b>752.2</b>	<b>208.0</b>	<b>223.9</b>	<b>175.3</b>	<b>195.1</b>	<b>203.4</b>
Angola	614	0.4	0.1	0.1	0.0 r	0.0 r	0.0 r	18.0	0.9	17.1	2.0 r	2.2 r	2.3 r
Benin	638	19.9	3.4	4.3	2.7 r	2.7 r	2.1 r	1.4	0.0	0.6	0.1 r	0.1 r	0.2 r
Botswana	616	0.0	0.0	....	....	....	....	....	....	....	....	....	....
Burkina Faso	748	43.7	8.7	8.7	6.4 r	6.4 r	4.9 r	0.1	....	0.0	0.0 r	0.0 r	0.0 r
Burundi	618	0.0	0.0	0.0	0.0 r	0.0 r	0.0 r	0.0	0.0	....	....	....	....
Cabo Verde	624	1.9	0.7	0.4	0.1 r	0.1 r	0.1 r	0.3	0.0	0.0	....	....	....
Cameroon	622	42.5	7.9	5.1	2.7 r	2.7 r	2.1 r	12.6	3.9	3.5	1.2 r	1.4 r	1.4 r
Central African Rep.	626	7.8	3.2	1.8	0.0 r	0.0 r	0.0 r	0.0	0.0	....	....	....	....
Chad	628	27.3	13.2	8.7	4.6 r	4.6 r	3.6 r	....	....	....	....	....	....
Comoros	632	0.6	0.0	0.5	1.5 r	1.5 r	1.1 r	....	....	....	....	....	....
Congo, Dem. Rep. of	636	0.9	0.2	0.4	0.8 r	0.8 r	0.6 r	0.0	....	....	....	....	....
Congo, Republic of	634	38.4	8.1	8.1	8.2 r	8.3 r	6.4 r	0.7	0.1	0.1	0.2 r	0.2 r	0.3 r
Côte d'Ivoire	662	121.9	28.6	27.9	35.3 r	35.5 r	27.2 r	109.7	32.6	25.8	20.3 r	22.6 r	23.6 r
Equatorial Guinea	642	11.8	1.8	1.5	1.5 r	1.5 r	1.2 r	2.1	1.8	....	....	....	....
Ethiopia	644	0.0	0.0	0.0	....	....	....	0.2	0.0	0.0	0.0 r	0.0 r	0.0 r

# Senegal (722)

In Millions of U.S. Dollars

		Exports (FOB)						Imports (CIF)					
		2015	2015Q3	2015Q4	2016Q1	2016Q2	2016Q3	2015	2015Q3	2015Q4	2016Q1	2016Q2	2016Q3
Gabon	646	13.7	2.8	3.9	5.1 r	5.2 r	4.0 r	0.3	0.0	0.0	0.0 r	0.0 r	0.0 r
Gambia, The	648	66.9	12.3	15.7	13.5 r	13.5 r	10.4 r	1.1	0.3	0.1	0.1 r	0.1 r	0.1 r
Ghana	652	18.8	3.1	2.3	1.5 r	1.5 r	1.1 r	30.2	8.5	11.6	11.9 r	13.2 r	13.8 r
Guinea	656	79.7	13.8	23.1	28.8 r	29.0 r	22.2 r	7.1	5.1	0.6	0.3 r	0.3 r	0.3 r
Guinea-Bissau	654	38.3	6.9	10.7	15.8 r	15.9 r	12.2 r	0.1	0.1	0.0	0.0 r	0.0 r	0.0 r
Kenya	664	0.7	0.3	0.0	0.0 r	0.0 r	0.0 r	0.4	0.1	0.2	0.2 r	0.2 r	0.2 r
Liberia	668	6.8	0.9	1.8	0.3 r	0.3 r	0.2 r	0.1	0.0	0.1	....	....	....
Madagascar	674	0.1	0.0	0.0	0.0 r	0.0 r	0.0 r	0.0	0.0	....	....	....	....
Malawi	676	....	....	....	....	....	....	0.1	....	0.0	....	....	....
Mali	678	297.7	70.7	71.4	71.7 r	72.1 r	55.3 r	1.7	0.9	0.4	0.1 r	0.2 r	0.2 r
Mauritius	684	0.0	0.0	....	....	....	....	2.3	0.6	0.1	0.0 r	0.0 r	0.0 r
Mozambique	688	0.3	0.1	0.1	0.2 r	0.2 r	0.2 r	0.6	0.5	0.2	0.2 r	0.3 r	0.3 r
Namibia	728	0.0	....	0.0	....	....	....	0.0	....	....	....	....	....
Niger	692	22.1	6.2	4.2	2.1 r	2.1 r	1.6 r	0.0	0.0	....	....	....	....
Nigeria	694	10.4	2.5	4.0	1.6 r	1.6 r	1.2 r	452.7	127.0	131.7	111.1 r	123.7 r	128.9 r
Rwanda	714	0.1	0.0	....	....	....	....	....	....	....	....	....	....
São Tomé & Príncipe	716	0.0	....	0.0	....	....	....	....	....	....	....	....	....
Seychelles	718	0.1	....	0.0	0.0 r	0.0 r	0.0 r	9.2	....	0.2	....	....	....
Sierra Leone	724	19.7	3.4	4.6	4.7 r	4.7 r	3.6 r	0.8	0.1	0.0	0.0 r	0.0 r	0.0 r
South Africa	199	19.8	6.5	3.1	....	....	....	93.0	22.7	30.2	26.0 r	28.9 r	30.1 r
Swaziland	734	....	....	....	....	....	....	0.3	0.0	0.0	....	....	....
Tanzania	738	0.5	0.1	0.2	0.5 r	0.5 r	0.4 r	0.2	0.0	0.0	0.0 r	0.0 r	0.0 r
Togo	742	29.2	8.1	5.2	5.1 r	5.2 r	4.0 r	6.7	2.5	1.2	1.3 r	1.5 r	1.6 r
Uganda	746	0.2	0.0	0.0	....	....	....	0.0	....	0.0	....	....	....
Zambia	754	0.2	0.1	0.0	....	....	....	0.0	....	0.0	0.0 r	0.0 r	0.0 r
Zimbabwe	698	0.0	....	0.0	0.0 r	0.0 r	0.0 r	0.0	0.0	....	....	....	....
Africa n.s.	799	....	....	....	....	....	....	0.0	0.0	0.0	0.0 r	0.0 r	0.0 r
<b>Western Hemisphere</b>	<b>205</b>	<b>9.2</b>	<b>2.0</b>	<b>2.6</b>	<b>1.5</b>	<b>1.6</b>	<b>1.2</b>	<b>169.4</b>	<b>47.3</b>	<b>50.2</b>	<b>48.4</b>	<b>53.9</b>	<b>56.2</b>
Antigua and Barbuda	311	0.7	....	0.2	....	....	....	11.9	11.8	0.1	0.1 r	0.1 r	0.1 r
Argentina	213	....	....	....	....	....	....	53.6	8.0	16.2	9.2 r	10.3 r	10.7 r
Bahamas, The	313	....	....	....	....	....	....	0.0	0.0	....	....	....	....
Belize	339	....	....	....	....	....	....	1.4	0.2	1.2	2.2 r	2.5 r	2.6 r
Brazil	223	4.2	0.5	0.4	0.0 r	0.0 r	0.0 r	85.4	23.0	23.8	31.5 r	35.1 r	36.6 r
Chile	228	....	....	....	....	....	....	0.5	0.0	0.3	0.1 r	0.1 r	0.1 r
Colombia	233	0.1	0.0	....	....	....	....	1.2	0.1	0.4	0.7 r	0.7 r	0.8 r
Costa Rica	238	0.3	0.3	0.0	0.0 r	0.0 r	0.0 r	0.3	0.1	0.1	0.0 r	0.0 r	0.0 r
Dominica	321	0.0	0.0	....	....	....	....	0.3	0.0	0.2	0.2 r	0.2 r	0.3 r
Ecuador	248	0.0	....	....	....	....	....	0.0	....	0.0	0.0 r	0.0 r	0.0 r
El Salvador	253	....	....	....	....	....	....	0.1	....	....	....	....	....
Guatemala	258	0.0	....	....	....	....	....	....	....	....	....	....	....
Haiti	263	0.1	0.0	....	....	....	....	0.1	....	....	....	....	....
Honduras	268	....	....	....	....	....	....	0.2	0.0	0.0	0.0 r	0.0 r	0.0 r
Jamaica	343	....	....	....	....	....	....	0.0	0.0	....	....	....	....
Mexico	273	1.8	0.3	1.0	1.5 r	1.5 r	1.1 r	0.9	0.3	0.2	0.3 r	0.3 r	0.3 r
Nicaragua	278	1.0	0.7	0.2	0.0 r	0.0 r	0.0 r	0.0	....	0.0	....	....	....
Panama	283	....	....	....	....	....	....	0.2	0.0	0.0	....	....	....
Paraguay	288	....	....	....	....	....	....	7.0	2.0	4.7	0.1 r	0.1 r	0.1 r
Peru	293	....	....	....	....	....	....	1.4	0.6	0.5	0.3 r	0.4 r	0.4 r
St. Vincent & Grens.	364	0.0	0.0	....	....	....	....	....	....	....	....	....	....
Suriname	366	0.8	....	0.8	....	....	....	....	....	....	....	....	....
Trinidad and Tobago	369	....	....	....	....	....	....	4.2	1.0	2.3	3.4 r	3.8 r	3.9 r
Uruguay	298	....	....	....	....	....	....	0.4	0.1	0.2	0.2 r	0.2 r	0.2 r
Venezuela, Rep. Bol.	299	....	....	....	....	....	....	0.1	0.0	....	....	....	....
Western Hem. n.s.	399	0.1	0.0	....	....	....	....	0.0	0.0	0.0	0.0 r	0.1 r	0.1 r
<b>Other Countries n.i.e</b>	<b>910</b>	<b>7.8</b>	<b>2.5</b>	<b>0.5</b>	<b>0.2</b>	<b>0.2</b>	<b>0.2</b>	<b>0.8</b>	<b>0.0</b>	<b>0.2</b>	<b>0.0</b>	<b>0.0</b>	<b>0.0</b>
Cuba	928	....	....	....	....	....	....	0.6	0.0	0.1	....	....	....
Korea, Dem. People's Rep.	954	7.8	2.5	0.5	0.2 r	0.2 r	0.2 r	0.2	0.0	0.1	0.0 r	0.0 r	0.0 r
<b>Special Categories</b>	<b>899</b>	<b>174.0</b>	<b>25.3</b>	<b>59.7</b>	<b>61.2 r</b>	<b>61.6 r</b>	<b>47.2 r</b>	<b>8.4</b>	<b>1.3</b>	<b>2.3</b>	<b>0.5 r</b>	<b>0.6 r</b>	<b>0.6 r</b>
<b>Countries &amp; Areas n.s.</b>	<b>898</b>	<b>1.7</b>	<b>....</b>	<b>....</b>	<b>....</b>	<b>....</b>	<b>....</b>	<b>4.7</b>	<b>....</b>	<b>....</b>	<b>....</b>	<b>....</b>	<b>....</b>

# Senegal (722)

In Millions of U.S. Dollars

		Exports (FOB)						Imports (CIF)					
		2015	2015Q3	2015Q4	2016Q1	2016Q2	2016Q3	2015	2015Q3	2015Q4	2016Q1	2016Q2	2016Q3
<b>Memorandum Items</b>													
Africa	605	993.9	224.5	235.7	226.5	227.9	174.7	875.2	241.6	257.7	206.2	229.6	239.3
Middle East	405	116.3	24.0	21.3	22.0	22.1	17.0	205.4	49.0	60.8	39.3	43.7	45.6
European Union	998	389.7	76.0	95.1	124.8	125.5	96.3	2,166.6	579.7	547.7	452.3	503.5	524.8
Export earnings: fuel	080	198.4	44.6	41.5	33.8	34.0	26.1	777.3	221.7	230.4	164.7	183.4	191.1
Export earnings: nonfuel	092	2,123.2	451.7	533.3	637.3	641.3	491.7	4,456.6	1,177.1	1,189.0	1,008.0	1,122.1	1,169.6

# Serbia, Republic of (942)

In Millions of U.S. Dollars

		Exports (FOB)						Imports (CIF)					
		2015	2015Q3	2015Q4	2016Q1	2016Q2	2016Q3	2015	2015Q3	2015Q4	2016Q1	2016Q2	2016Q3
IFS World		13,355.3	3,376.0	3,329.0	3,406.6	3,921.3	3,731.6	18,176.4	4,469.4	4,747.2	4,404.7	5,098.8	4,718.4
World	001	13,355.0	3,376.0	3,329.1	3,416.7	3,942.1	3,738.3	18,168.6	4,467.0	4,747.2	4,402.4	5,115.3	4,721.6
Advanced Economies	110	7,120.3	1,729.9	1,799.5	1,892.2	2,098.3	1,895.6	9,314.7	2,286.9	2,394.4	2,290.9	2,702.0	2,447.8
Euro Area	163	5,954.5	1,429.7	1,481.7	1,584.2	1,755.4	1,567.6	7,431.1	1,809.9	1,911.9	1,856.4	2,169.3	1,942.9
Austria	122	339.6	90.6	95.9	82.3	95.0	98.0	532.9	143.1	136.9	123.4	154.0	149.0
Belgium	124	166.0	40.1	49.9	54.1	45.6	41.5	355.6	89.8	81.7	114.0	100.5	106.6
Cyprus	423	24.2	4.9	4.0	4.4	4.3	4.7	4.8	1.6	1.4	2.7	0.6	0.8
Estonia	939	4.4	0.7	1.0	1.3	1.3	1.5	5.6	1.1	1.4	1.0	1.4	1.5
Finland	172	14.0	2.6	3.2	5.7	4.6	4.6	80.2	21.9	17.0	19.9	21.1	18.4
France	132	410.5	101.5	101.9	99.1	104.7	103.2	533.1	114.8	140.4	150.9	160.8	123.5
Germany	134	1,682.9	453.9	449.4	466.3	513.5	483.7	2,252.8	577.5	583.8	560.0	665.4	614.0
Greece	174	149.9	30.5	47.0	37.2	38.9	39.1	269.3	60.3	73.6	64.9	83.9	67.3
Ireland	178	5.8	1.8	2.1	1.9	1.5	2.4	84.4	20.4	21.6	18.9	25.7	24.6
Italy	136	2,168.5	453.0	473.8	562.2	632.8	489.6	1,920.5	427.7	494.8	468.7	560.2	462.7
Latvia	941	4.3	0.9	1.0	0.5	0.8	1.1	4.2	0.9	1.3	1.2	1.1	1.2
Lithuania	946	15.8	3.6	4.7	3.9	5.3	5.1	15.0	3.3	5.3	2.1	6.2	4.3
Luxembourg	137	10.9	3.3	3.4	4.7	3.2	3.0	21.6	4.8	6.6	4.7	4.3	3.6
Malta	181	6.5	0.3	5.8	0.7	1.5	1.1	8.8	1.8	2.4	1.8	2.1	1.3
Netherlands	138	152.4	38.4	37.2	35.2	47.8	44.9	290.4	64.0	77.3	74.2	84.8	75.2
Portugal	182	24.2	6.2	5.8	6.6	4.8	4.4	18.0	4.9	4.7	4.8	7.0	6.0
Slovak Republic	936	220.8	54.7	58.7	66.9	79.2	78.9	249.0	69.6	56.2	47.7	64.0	77.5
Slovenia	961	415.6	110.2	101.7	112.8	122.3	126.3	548.1	142.3	144.0	137.3	155.1	140.1
Spain	184	138.0	32.7	35.2	38.3	48.3	34.6	236.8	60.2	61.7	58.3	71.3	65.4
Australia	193	8.9	1.4	2.8	2.0	2.1	2.5	5.2	1.7	1.2	1.5	1.1	1.9
Canada	156	18.6	4.1	5.6	6.0	5.4	6.9	28.2	7.1	8.3	4.5	5.7	6.0
China,P.R.: Hong Kong	532	62.7	17.2	13.3	16.5	16.3	13.4	8.5	2.3	2.0	1.9	3.6	4.5
China,P.R.: Macao	546	0.3	....	0.2	0.0	....	....	0.3	0.1	0.2	0.7	0.2	1.0
Czech Republic	935	306.3	81.5	85.0	86.4	96.8	91.8	407.3	105.6	119.3	104.4	126.6	120.8
Denmark	128	58.1	22.9	11.8	12.0	14.3	13.3	131.9	33.5	41.4	32.8	38.5	40.6
Iceland	176	0.3	0.1	0.1	0.1	0.6	0.5	2.1	0.8	0.5	0.6	0.6	0.6
Israel	436	19.1	6.8	4.9	5.2	5.7	6.5	25.0	5.1	4.9	8.5	11.0	10.8
Japan	158	42.3	14.4	14.8	21.9	18.6	8.6	109.2	28.1	25.5	24.7	28.2	30.6
Korea, Republic of	542	3.2	0.7	0.6	0.5	2.2	1.0	118.7	30.2	30.4	29.8	35.3	33.1
New Zealand	196	1.3	0.7	0.0	0.2	0.1	0.2	0.9	0.2	0.2	1.0	0.3	0.6
Norway	142	25.3	6.3	7.0	5.2	7.2	4.0	27.1	6.3	8.5	6.7	11.2	10.6
San Marino	135	....	....	....	0.0	....	0.0	0.3	0.0	0.0	0.0	0.1	0.0
Singapore	576	12.0	3.1	2.8	2.2	2.9	3.6	13.5	3.4	2.6	3.4	3.9	4.5
Sweden	144	69.3	15.3	18.0	19.9	20.6	19.0	162.1	40.4	41.0	46.3	42.6	38.3
Switzerland	146	90.0	22.8	25.0	24.0	26.7	28.7	284.9	61.0	51.4	46.4	50.6	54.9
Taiwan Prov.of China	528	0.7	0.3	0.2	0.2	0.5	0.4	51.9	14.3	12.4	13.0	15.4	15.2
United Kingdom	112	196.7	55.3	61.7	57.6	68.0	65.0	221.6	64.2	55.6	45.2	51.8	53.8
United States	111	250.7	47.4	64.1	47.9	54.7	62.8	284.7	72.7	76.9	63.0	105.9	77.2
Vatican	187	....	....	....	0.0	0.0	....	....	....	....	....	0.0	....
Emerg. & Dev. Economies	200	6,234.7	1,646.1	1,529.5	1,524.4	1,843.8	1,842.7	8,849.9	2,179.3	2,351.2	2,110.1	2,412.1	2,272.7
Emerg. & Dev. Asia	505	74.3	8.2	14.4	29.6	19.4	20.7	1,970.7	503.4	531.4	495.0	505.0	531.4
Bangladesh	513	22.3	0.0	0.0	17.7	3.3	0.0	40.3	11.2	10.0	12.3	12.8	14.6
Brunei Darussalam	516	0.0	....	....	....	....	....	0.0	0.0	....	....	....	....
Cambodia	522	0.0	....	0.0	0.0	0.0	0.0	7.3	2.1	1.9	2.4	2.0	3.5
China,P.R.: Mainland	924	20.6	4.6	5.6	5.6	6.7	6.4	1,535.0	390.2	420.1	387.3	386.4	399.8
F.T. French Polynesia	887	0.0	0.0	....	0.0	....	0.0	0.0	0.0	....	....	....	....
F.T. New Caledonia	839	....	....	....	0.0	....	0.0	....	....	....	....	....	....
India	534	5.6	1.6	0.8	2.0	3.8	1.5	139.8	36.4	30.1	30.9	33.2	35.3
Indonesia	536	6.0	0.6	4.6	2.1	2.5	2.5	54.4	11.0	14.0	12.3	11.7	10.5
Kiribati	826	....	....	....	....	....	....	....	....	....	....	0.0	0.0
Lao People's Dem.Rep	544	....	....	....	....	....	....	0.7	0.5	0.0	0.0	0.0	0.2
Malaysia	548	4.7	0.2	0.1	0.5	0.1	0.2	32.2	7.6	9.3	6.9	8.8	8.8
Maldives	556	0.0	0.0	0.0	....	0.0	....	0.0	0.0	....	....	....	....
Marshall Islands	867	....	....	....	....	....	....	0.1	....	0.1	0.0	....	....
Mongolia	948	0.3	0.0	0.0	0.0	0.4	0.0	0.0	....	....	0.0	....	....
Myanmar	518	4.9	0.1	0.9	0.0	1.1	0.7	0.9	0.3	0.2	0.3	0.3	0.5

# Serbia, Republic of (942)

In Millions of U.S. Dollars

		Exports (FOB)						Imports (CIF)					
		2015	2015Q3	2015Q4	2016Q1	2016Q2	2016Q3	2015	2015Q3	2015Q4	2016Q1	2016Q2	2016Q3
Nauru	836	....	....	....	....	....	....	0.0	....	....	....	....	....
Nepal	558	0.0	0.0	0.0	0.0	0.1	....	0.0	0.0	0.0	0.0	0.0	0.0
Papua New Guinea	853	0.1	....	....	0.0	....	....	0.0	....	0.0	0.0	0.0	0.0
Philippines	566	2.8	0.1	0.0	0.1	0.0	0.2	6.4	1.4	1.9	1.5	1.9	2.2
Sri Lanka	524	0.0	0.0	0.0	0.0	0.0	0.0	3.1	0.7	0.8	0.9	0.9	0.9
Thailand	578	4.1	0.3	0.3	0.4	0.4	0.2	45.4	11.3	12.3	12.2	13.7	13.6
Timor-Leste	537	....	....	....	....	....	....	0.0	0.0	0.0	....	....	....
Tuvalu	869	....	....	....	....	....	....	0.0	....	0.0	....	....	....
Vanuatu	846	....	....	....	....	....	....	0.0	0.0	....	....	....	....
Vietnam	582	2.9	0.5	1.9	1.1	1.1	9.0	105.3	30.6	30.5	28.0	33.2	41.4
Asia n.s.	598	....	....	....	....	....	0.0	0.0	0.0	0.0	—	....	....
<b>Europe</b>	170	<b>5,789.2</b>	<b>1,545.3</b>	<b>1,404.3</b>	<b>1,384.4</b>	<b>1,701.7</b>	<b>1,701.7</b>	<b>6,486.7</b>	<b>1,572.8</b>	<b>1,718.0</b>	<b>1,460.7</b>	<b>1,715.2</b>	<b>1,561.2</b>
<b>Emerg. &amp; Dev. Europe</b>	903	<b>4,906.8</b>	<b>1,290.2</b>	<b>1,169.4</b>	<b>1,168.7</b>	<b>1,461.2</b>	<b>1,444.0</b>	<b>4,281.8</b>	<b>1,035.1</b>	<b>1,128.9</b>	<b>986.4</b>	<b>1,213.2</b>	<b>1,146.0</b>
Albania	914	99.6	27.9	21.3	21.4	28.3	27.1	19.9	3.3	5.4	3.2	12.8	5.4
Bosnia and Herzegovina	963	1,163.6	326.3	287.3	276.4	318.1	329.7	426.5	109.2	98.1	81.2	107.2	133.0
Bulgaria	918	379.5	110.1	85.6	86.3	112.7	116.5	334.3	83.3	90.7	74.1	91.8	104.0
Croatia	960	440.6	122.7	115.7	107.1	133.5	138.0	514.2	124.3	163.2	109.5	124.5	120.1
Faroe Islands	816	0.4	0.1	0.2	0.0	0.1	0.1	0.1	0.0	0.1	....	....	....
Gibraltar	823	....	....	....	....	0.0	....	....	....	....	....	....	....
Hungary	944	354.7	88.8	95.4	106.8	111.9	124.9	865.8	217.0	226.7	200.3	239.3	215.2
Macedonia, FYR	962	517.4	131.8	140.3	124.5	158.0	146.2	201.9	53.8	58.6	42.8	55.4	56.1
Montenegro	943	676.2	194.9	166.2	137.5	211.0	208.0	62.1	17.9	19.3	11.4	13.4	15.3
Poland	964	283.3	68.8	68.8	76.7	90.9	81.2	761.4	164.7	177.2	185.1	246.3	207.0
Romania	968	742.1	157.8	137.1	177.3	218.9	208.3	516.8	128.1	125.3	128.6	141.7	135.5
Turkey	186	249.5	61.1	51.6	54.7	77.8	63.9	578.7	133.5	164.3	150.1	181.0	154.5
<b>CIS</b>	901	<b>882.4</b>	<b>255.1</b>	<b>234.8</b>	<b>215.8</b>	<b>240.4</b>	<b>257.7</b>	<b>2,201.7</b>	<b>536.5</b>	<b>587.9</b>	<b>474.2</b>	<b>501.9</b>	<b>415.2</b>
Armenia	911	1.7	0.5	0.5	0.3	0.4	0.6	35.1	9.5	12.6	13.1	14.5	2.6
Azerbaijan, Rep. of	912	7.5	1.3	3.0	0.9	1.7	3.6	5.6	1.5	4.1	1.5	0.5	0.0
Belarus	913	37.8	9.9	9.1	6.8	8.8	7.8	64.4	13.8	15.9	13.6	11.8	13.5
Georgia	915	2.4	0.9	0.9	0.6	1.3	2.1	6.4	0.0	0.5	1.5	0.0	0.1
Kazakhstan	916	24.4	8.7	7.1	5.4	3.9	7.4	142.0	11.8	124.4	8.6	5.7	0.3
Kyrgyz Republic	917	8.0	2.7	2.9	1.1	3.2	4.3	4.8	0.5	2.3	1.5	0.9	0.5
Moldova	921	11.2	3.9	2.4	1.6	2.6	3.8	35.5	8.7	6.5	5.6	4.8	3.4
Russian Federation	922	724.9	209.9	193.9	180.7	198.5	200.1	1,746.7	438.8	388.9	392.8	404.0	325.9
Tajikistan	923	0.2	0.0	....	0.6	0.6	3.0	....	....	....	....	....	....
Turkmenistan	925	0.1	0.0	0.1	0.1	0.0	1.1	0.2	0.0	0.0	0.0	0.1	0.1
Ukraine	926	63.7	17.2	14.9	17.4	19.1	23.7	161.1	51.8	32.7	36.0	59.4	68.7
Uzbekistan	927	0.4	0.1	....	0.2	0.3	0.2	0.1	0.0	0.0	0.0	0.1	0.1
Europe n.s.	884	....	....	....	....	0.0	0.0	3.2	1.2	1.1	0.0	0.0	0.0
<b>Mid East, N Africa, Pak</b>	440	<b>255.1</b>	<b>65.3</b>	<b>77.5</b>	<b>91.0</b>	<b>94.4</b>	<b>94.1</b>	<b>143.0</b>	<b>33.5</b>	<b>46.1</b>	<b>64.9</b>	<b>116.2</b>	<b>119.5</b>
Afghanistan, I.R. of	512	12.2	2.5	5.0	1.7	2.8	4.6	0.0	....	0.0	0.0	0.1	0.0
Algeria	612	16.9	3.9	7.5	8.8	8.3	14.0	0.1	0.1	0.0	0.0	0.0	0.9
Bahrain, Kingdom of	419	1.8	0.3	1.4	0.5	0.2	0.1	0.3	0.1	0.0	0.2	0.2	0.0
Egypt	469	42.5	9.6	7.9	6.8	21.0	10.5	15.1	2.6	4.7	4.9	6.0	28.5
Iran, I.R. of	429	9.4	2.2	3.0	3.6	2.6	2.2	5.1	1.0	1.7	1.8	2.8	2.1
Iraq	433	22.0	10.6	4.3	2.7	3.6	4.6	0.0	0.0	0.0	15.9	74.6	51.5
Jordan	439	12.2	3.4	2.8	2.4	4.1	5.5	30.4	9.1	16.2	11.7	2.2	2.4
Kuwait	443	11.6	5.4	0.8	1.2	0.5	0.7	0.6	0.2	0.2	1.3	0.1	0.2
Lebanon	446	7.5	1.7	1.7	1.3	2.4	2.2	0.4	0.0	0.0	0.1	0.0	0.1
Libya	672	28.8	4.2	9.6	2.6	2.0	1.3	0.2	0.1	0.1	0.0	0.0	....
Mauritania	682	0.0	0.0	0.0	0.9	5.0	5.4	0.0	0.0	0.0	0.0	0.0	0.0
Morocco	686	3.2	0.7	1.3	1.9	3.2	2.3	8.6	1.8	2.3	2.0	2.7	12.2
Oman	449	0.2	0.0	0.1	0.0	0.0	1.6	2.4	0.7	0.0	0.0	0.5	0.7
Pakistan	564	0.7	0.3	0.2	0.1	0.1	0.2	12.7	3.3	4.2	3.5	3.5	4.0
Qatar	453	2.4	0.1	0.9	0.6	0.7	0.9	3.5	0.8	1.2	0.4	0.5	0.3
Saudi Arabia	456	31.1	8.7	11.1	14.1	24.9	10.9	23.1	5.7	5.5	7.3	7.0	6.1
Somalia	726	0.2	0.1	0.1	0.1	0.0	0.0	0.0	....	0.0	0.0	....	....
Sudan	732	1.5	0.4	0.7	0.0	0.1	0.1	0.1	0.0	0.0	....	0.0	0.0
Syrian Arab Republic	463	0.8	0.1	0.1	0.3	....	0.1	3.8	0.0	0.0	0.0	....	0.0
Tunisia	744	10.1	1.1	5.1	12.3	1.8	2.1	22.3	6.1	5.1	6.1	5.9	5.2

# Serbia, Republic of (942)

In Millions of U.S. Dollars

		Exports (FOB)						Imports (CIF)					
		2015	2015Q3	2015Q4	2016Q1	2016Q2	2016Q3	2015	2015Q3	2015Q4	2016Q1	2016Q2	2016Q3
United Arab Emirates	466	39.2	9.9	13.9	28.5	11.0	24.6	14.2	1.7	4.7	9.8	10.2	5.3
West Bank and Gaza	487	....	....	....	0.5	0.2	0.0	....	....	....	....	....	....
Yemen, Republic of	474	0.7	0.0	0.1	0.0	0.0	0.3	0.1	....	....	....	0.0	....
<b>Sub-Saharan Africa</b>	<b>603</b>	<b>85.6</b>	<b>18.8</b>	<b>25.2</b>	<b>11.1</b>	<b>22.5</b>	<b>15.6</b>	<b>59.8</b>	<b>14.0</b>	<b>15.1</b>	<b>40.7</b>	<b>18.7</b>	<b>17.0</b>
Angola	614	3.3	0.2	0.4	0.7	0.3	0.2	0.0	0.0	0.0	....	....	....
Benin	638	0.4	0.0	0.4	0.0	....	0.2	0.0	....	0.0	0.0	....	....
Botswana	616	1.7	0.1	1.1	0.0	....	0.1	0.0	0.0	....	....	0.0	0.1
Burkina Faso	748	0.3	....	0.0	0.2	....	....	0.1	0.1	....	....	0.0	0.0
Burundi	618	....	....	....	....	....	....	0.2	0.0	0.0	....	....	....
Cameroon	622	21.3	0.1	10.7	0.0	3.6	7.1	0.5	0.1	0.1	0.2	0.2	0.1
Central African Rep.	626	0.0	0.0	....	0.0	0.0	0.0	0.2	....	0.0	....	0.0	0.0
Chad	628	....	....	....	....	....	....	0.1	....	0.0	....	....	....
Comoros	632	....	....	....	....	....	....	0.0	....	0.0	0.0	0.0	0.0
Congo, Dem. Rep. of	636	0.3	0.2	0.0	0.0	0.0	....	0.1	0.0	0.0	0.0	0.0	0.0
Congo, Republic of	634	2.1	1.1	0.6	....	0.0	0.0	0.1	0.0	....	0.0	0.0	0.0
Côte d'Ivoire	662	0.2	0.0	0.1	0.0	0.1	0.0	19.6	2.8	3.7	3.8	2.8	2.3
Equatorial Guinea	642	3.3	0.6	1.5	0.7	0.2	2.6	....	....	....	....	....	....
Eritrea	643	....	....	....	....	....	....	....	....	....	0.0	5.0	2.4
Ethiopia	644	0.7	0.1	0.2	0.1	....	0.1	0.7	0.2	0.2	0.1	0.1	0.1
Gabon	646	1.3	0.5	0.6	0.1	0.4	0.5	0.1	0.0	0.0	0.1	0.1	0.0
Gambia, The	648	....	....	....	....	0.1	....	0.0	0.0	....	....	0.0	....
Ghana	652	4.5	1.1	2.6	0.6	1.6	0.2	15.6	4.3	5.1	3.4	3.2	3.0
Guinea	656	0.1	0.0	....	0.0	0.0	....	0.0	0.0	0.0	0.0	0.0	0.0
Kenya	664	20.5	6.3	0.2	3.4	4.4	0.1	0.8	0.1	0.2	0.1	0.2	0.5
Lesotho	666	....	....	....	....	....	....	0.1	0.0	0.0	0.0	0.0	0.0
Liberia	668	0.1	0.0	0.0	0.0	0.0	0.0	0.6	0.3	....	0.4	0.2	0.0
Madagascar	674	0.1	0.0	0.0	0.0	0.0	0.0	0.2	0.1	0.0	0.1	0.3	0.3
Malawi	676	....	....	....	....	0.1	....	0.1	0.1	0.0	0.0	0.0	0.1
Mali	678	....	....	....	0.0	0.0	0.0	0.0	0.0	0.0	0.0	0.0	0.0
Mauritius	684	0.1	0.0	0.0	0.1	0.1	0.0	0.4	0.1	0.1	0.1	0.1	0.1
Mozambique	688	0.2	....	0.0	0.0	0.0	0.0	0.8	0.3	0.3	0.4	0.2	0.3
Namibia	728	0.6	....	0.6	0.0	....	0.1	0.0	....	0.0	0.1	0.1	0.0
Niger	692	0.1	....	0.1	0.0	0.1	....	0.0	0.0	0.0	0.0	0.0	....
Nigeria	694	13.7	4.2	3.2	4.3	0.5	2.5	1.6	0.7	0.7	29.2	0.4	0.0
Rwanda	714	0.2	0.0	0.1	0.1	0.0	0.0	0.0	....	0.0	....	....	....
São Tomé & Príncipe	716	....	....	....	....	0.0	....	0.0	0.0	0.0	....	0.0	0.0
Senegal	722	0.1	0.1	0.0	0.0	2.1	0.0	0.0	0.0	0.0	0.0	0.0	0.2
Seychelles	718	0.0	0.0	0.0	....	0.3	....	0.1	0.1	0.0	....	0.0	0.0
Sierra Leone	724	0.0	....	....	....	....	0.1	0.2	0.0	0.0	0.3	0.0	0.0
South Africa	199	3.0	1.0	1.3	0.6	0.5	1.0	9.3	3.2	1.6	1.6	4.2	5.3
Swaziland	734	0.2	0.2	....	....	0.0	0.6	0.0	0.0	0.0	0.0	0.0	0.0
Tanzania	738	1.0	0.0	0.1	0.0	0.1	0.0	0.3	0.0	0.1	0.0	0.0	0.4
Togo	742	0.1	0.0	0.0	0.0	0.0	0.0	0.0	0.0	0.0	0.0	0.0	0.0
Uganda	746	6.0	3.1	1.1	0.1	7.8	0.0	6.2	0.9	2.5	0.9	1.3	1.0
Zambia	754	0.0	0.0	0.0	0.0	0.0	0.0	0.1	0.0	0.1	0.0	0.0	0.1
Zimbabwe	698	0.0	....	0.0	0.0	....	....	1.4	0.5	0.2	0.1	0.2	0.4
Africa n.s.	799	0.0	....	0.0	....	....	....	0.0	0.0	....	....	....	....
<b>Western Hemisphere</b>	<b>205</b>	<b>30.5</b>	<b>8.5</b>	<b>8.2</b>	<b>8.2</b>	<b>5.8</b>	<b>10.5</b>	<b>189.6</b>	<b>55.6</b>	<b>40.6</b>	<b>48.8</b>	<b>57.1</b>	<b>43.6</b>
Antigua and Barbuda	311	0.0	0.0	....	....	....	....	0.0	0.0	0.0	....	....	....
Argentina	213	2.5	0.6	0.3	0.5	0.4	0.7	19.4	6.1	4.1	3.7	5.3	6.0
Bahamas, The	313	....	....	....	0.0	....	0.0	0.2	0.0	0.1	0.0	0.1	0.1
Barbados	316	....	....	....	....	....	....	0.0	0.0	0.0	....	....	....
Belize	339	1.7	0.4	0.7	0.2	0.6	1.1	0.1	0.0	0.0	0.0	0.0	0.0
Bermuda	319	0.0	....	....	....	....	....	....	....	....	....	....	....
Bolivia	218	0.2	0.2	0.0	0.1	0.1	0.0	0.8	0.6	0.0	0.1	0.2	0.1
Brazil	223	7.3	1.2	1.8	3.2	1.2	2.1	79.4	19.2	16.8	17.7	22.1	21.5
Chile	228	3.8	1.7	0.5	1.1	0.8	2.0	19.3	16.5	0.5	8.0	6.1	0.5
Colombia	233	2.1	0.4	0.8	0.4	0.2	0.3	2.2	0.3	0.8	1.0	4.2	2.8
Costa Rica	238	1.9	0.1	0.5	0.3	0.4	0.4	3.9	0.3	1.2	1.2	2.3	0.8
Dominica	321	0.0	....	....	....	....	....	0.0	....	0.0	....	....	....

# Serbia, Republic of (942)

In Millions of U.S. Dollars

		Exports (FOB)						Imports (CIF)					
		2015	2015Q3	2015Q4	2016Q1	2016Q2	2016Q3	2015	2015Q3	2015Q4	2016Q1	2016Q2	2016Q3
Dominican Republic	243	0.2	0.0	0.0	0.1	0.1	0.5	1.5	0.3	0.3	0.3	0.4	0.4
Ecuador	248	0.1	....	0.1	0.1	0.0	0.0	30.9	4.0	7.4	9.5	7.5	3.3
El Salvador	253	0.0	....	0.0	....	....	....	0.1	0.0	0.0	0.0	0.0	0.0
Falkland Islands	323	....	....	....	....	....	....	0.7	0.4	0.1	....	....	....
Greenland	326	0.0	....	0.0	....	....	....	0.1	....	0.1	....	....	....
Grenada	328	....	....	....	....	....	....	0.0	....	0.0	0.0	....	....
Guatemala	258	0.7	0.6	0.1	0.3	0.2	0.2	0.5	0.0	0.4	0.0	0.1	0.1
Guyana	336	....	....	....	....	....	....	0.0	....	0.0	....	....	....
Haiti	263	0.0	....	0.0	....	0.0	0.0	0.1	0.0	0.0	0.0	0.0	0.0
Honduras	268	....	....	....	....	....	....	0.1	0.0	0.1	0.0	0.1	0.0
Jamaica	343	0.0	0.0	....	....	0.0	0.0	0.0	0.0	0.0	0.0	....	0.0
Mexico	273	8.3	2.8	2.9	1.3	1.5	2.3	26.7	6.2	7.8	6.5	7.9	7.3
Montserrat	351	....	....	....	....	....	....	0.0	0.0	....	....	....	....
Netherlands Antilles	353	....	....	....	....	0.0	....	0.0	0.0	....	....	....	....
Nicaragua	278	....	....	....	0.0	....	....	0.0	0.0	0.0	0.0	0.0	0.1
Panama	283	0.3	0.1	0.1	0.1	0.2	0.2	0.4	0.3	0.0	0.0	0.0	0.0
Paraguay	288	0.0	0.0	....	0.0	....	0.0	0.0	0.0	0.0	....	....	....
Peru	293	0.6	0.2	0.2	0.3	0.1	0.3	2.1	0.6	0.5	0.5	0.5	0.4
St. Kitts and Nevis	361	....	....	....	0.0	....	....	0.0	....	0.0	0.0	0.0	0.0
Suriname	366	0.1	0.0	0.0	0.0	0.0	0.0	0.1	0.0	0.0	0.0	0.1	0.0
Trinidad and Tobago	369	0.2	....	....	0.0	....	0.0	0.0	....	0.0	....	0.0	0.0
Uruguay	298	0.3	0.1	0.1	0.1	0.0	0.1	0.9	0.4	0.3	0.1	0.1	0.1
Venezuela, Rep. Bol.	299	0.0	....	0.0	....	....	0.1	0.0	0.0	0.0	0.0	0.0	0.0
Western Hem. n.s.	399	0.2	....	0.0	0.0	0.0	....	0.2	0.1	0.1	0.0	0.0	0.0
<b>Other Countries n.i.e</b>	910	<b>0.0</b>	<b>....</b>	<b>0.0</b>	<b>0.1</b>	<b>0.0</b>	<b>....</b>	<b>4.0</b>	<b>0.8</b>	<b>1.6</b>	<b>0.4</b>	<b>0.1</b>	<b>0.0</b>
Cuba	928	0.0	....	0.0	0.1	0.0	....	2.8	0.6	1.3	0.4	0.1	0.0
Korea, Dem. People's Rep.	954	0.0	....	....	....	....	....	1.2	0.2	0.2	....	....	....
<b>Countries &amp; Areas n.s.</b>	898	<b>....</b>	<b>....</b>	<b>....</b>	<b>....</b>	<b>....</b>	<b>....</b>	<b>....</b>	<b>....</b>	<b>....</b>	<b>0.9</b>	<b>1.1</b>	<b>1.0</b>
<b>Memorandum Items</b>													
Africa	605	117.7	25.0	39.8	35.1	40.8	39.5	90.9	22.0	22.5	48.7	27.3	35.3
Middle East	405	210.2	56.3	57.7	65.2	73.3	65.5	99.2	22.3	34.5	53.4	104.0	97.2
European Union	998	8,785.1	2,152.9	2,160.7	2,314.3	2,623.0	2,425.6	11,346.7	2,771.0	2,952.4	2,782.7	3,272.3	2,978.3
Export earnings: fuel	080	947.4	272.3	264.1	256.2	259.5	279.7	1,980.1	468.2	539.9	479.6	518.8	399.8
Export earnings: nonfuel	092	12,407.6	3,103.7	3,064.9	3,160.5	3,682.6	3,458.7	16,188.5	3,998.8	4,207.3	3,922.7	4,596.5	4,321.8

# Seychelles (718)

In Millions of U.S. Dollars

		Exports (FOB)						Imports (CIF)					
		2015	2015Q3	2015Q4	2016Q1	2016Q2	2016Q3	2015	2015Q3	2015Q4	2016Q1	2016Q2	2016Q3
IFS World		428.9	....	....	....	....	....	991.3	....	....	....	....	....
World	001	479.1	97.2	119.9	100.2	145.4	142.9	983.7	222.5	246.7	190.3	207.5	212.4
Advanced Economies	110	296.3	64.2	69.4	64.1	94.5	91.8	407.3	89.8	88.2	76.4	87.4	86.0
Euro Area	163	180.2	43.6	37.5	39.2	65.7	65.5	251.8	52.8	53.4	44.2	54.0	56.2
Austria	122	0.0	0.0 r	0.0 r	0.0 r	0.0 r	0.0 r	1.2	0.1 r	0.1 r	0.1 r	0.2 r	0.1 r
Belgium	124	2.2	1.5 r	0.1 r	0.1 r	4.6 r	0.3 r	6.4	2.2 r	1.3 r	1.9 r	1.3 r	1.5 r
Cyprus	423	0.3	0.1 r	0.1 r	0.1 r	0.1 r	0.3 r	1.3	0.2 r	0.2 r	0.2 r	0.2 r	0.3 r
Estonia	939	0.0	0.0 r	0.0 r	0.0 r	0.0 r	0.0 r	0.0	....	0.0 r	0.0 r	0.0 r	0.0 r
Finland	172	1.9	0.5 r	0.5 r	0.5 r	0.4 r	0.6 r	16.5	0.4 r	0.4 r	0.4 r	0.3 r	1.1 r
France	132	93.6	15.1 r	21.6 r	18.7 r	31.7 r	33.7 r	77.3	12.4 r	21.6 r	13.9 r	16.0 r	15.7 r
Germany	134	2.6	0.6 r	1.2 r	0.6 r	0.4 r	0.6 r	18.9	4.4 r	5.2 r	3.5 r	4.5 r	5.8 r
Greece	174	0.0	....	....	....	....	....	6.9	1.9 r	1.4 r	2.2 r	2.8 r	2.3 r
Ireland	178	....	....	....	....	....	....	2.4	0.6 r	0.8 r	0.5 r	0.6 r	0.5 r
Italy	136	35.9	9.2 r	9.3 r	5.8 r	15.6 r	13.2 r	23.1	6.0 r	6.5 r	3.8 r	7.4 r	5.2 r
Latvia	941	0.3	0.2 r	....	0.3 r	0.2 r	0.2 r	0.4	0.3 r	0.1 r	0.1 r	0.0 r	0.1 r
Lithuania	946	0.0 e	0.0 e	0.0 e	....	....	....	0.2	0.1 r	....	0.1 r	0.1 r	0.0 r
Luxembourg	137	....	....	....	0.0 r	....	....	0.0	....	0.0 r	0.0 r	....	0.2 r
Malta	181	0.1	....	....	....	0.0 r	0.0 r	0.1	0.0 r	0.0 r	0.0 r	0.1 r	0.2 r
Netherlands	138	4.9	0.9 r	0.9 r	3.0 r	3.0 r	2.8 r	13.0	4.7 r	3.5 r	3.7 r	4.6 r	3.8 r
Portugal	182	0.7	....	....	....	....	0.0 r	1.9	0.4 r	0.2 r	0.1 r	0.3 r	0.3 r
Slovak Republic	936	....	....	....	....	....	....	0.3	0.2 r	0.1 r	0.1 r	0.1 r	0.1 r
Slovenia	961	....	....	....	....	....	....	1.4	0.5 r	0.1 r	0.2 r	0.0 r	0.7 r
Spain	184	37.7	15.5 r	4.0 r	10.3 r	9.7 r	13.6 r	80.2	18.3 r	11.8 r	13.3 r	15.3 r	18.5 r
Australia	193	1.2	0.2 r	0.3 r	0.1 r	0.1 r	0.3 r	6.6	4.0 r	0.9 r	0.6 r	1.1 r	0.6 r
Canada	156	0.0	0.0 r	0.0 r	0.0 r	0.0 r	0.0 r	1.4	0.1 r	1.1 r	0.1 r	0.1 r	0.0 r
China,P.R.: Hong Kong	532	5.3	1.0 r	2.0 r	0.9 r	0.5 r	0.5 r	4.9	0.9 r	1.6 r	0.9 r	0.8 r	1.0 r
China,P.R.: Macao	546	....	....	....	....	....	....	0.0	0.0 r	0.0 r	0.0 r	0.0 r	0.0 r
Czech Republic	935	0.0	0.0 r	....	....	0.0 r	....	0.8	0.3 r	0.2 r	0.1 r	0.2 r	0.2 r
Denmark	128	7.1	0.6 r	1.5 r	1.8 r	2.4 r	2.7 r	3.3	1.2 r	0.8 r	0.5 r	0.9 r	0.9 r
Iceland	176	0.8	0.2 r	0.2 r	0.2 r	0.2 r	0.1 r	0.0	....	....	0.1 r	0.0 r	0.0 r
Israel	436	....	....	....	....	....	....	0.5	0.1 r	0.1 r	0.1 r	0.1 r	0.1 r
Japan	158	5.0	1.2 r	1.2 r	1.7 r	1.2 r	1.6 r	12.9	3.6 r	4.2 r	5.3 r	4.7 r	5.7 r
Korea, Republic of	542	0.0	0.0 r	0.0 r	0.0 r	0.0 r	0.0 r	18.0	4.3 r	3.6 r	3.9 r	4.7 r	4.3 r
New Zealand	196	2.8	0.2 r	0.0 r	0.1 r	0.2 r	0.1 r	2.8	0.4 r	0.5 r	2.9 r	2.1 r	0.5 r
Norway	142	0.7	0.1 r	....	0.0 r	0.0 r	0.0 r	0.4	0.1 r	0.2 r	0.0 r	0.0 r	0.0 r
San Marino	135	....	....	....	....	....	....	0.0	0.0 r	0.0 r	0.0 r	0.0 r	0.0 r
Singapore	576	0.2	0.1 r	0.0 r	0.0 r	0.0 r	0.0 r	31.9	4.4 r	2.7 r	2.4 r	2.1 r	2.8 r
Sweden	144	0.0	0.0 r	0.0 r	0.0 r	0.0 r	0.0 r	3.9	1.4 r	0.6 r	0.9 r	1.5 r	0.7 r
Switzerland	146	1.9	0.8 r	0.4 r	2.4 r	0.4 r	0.4 r	2.9	0.6 r	0.9 r	0.8 r	0.8 r	0.8 r
Taiwan Prov.of China	528	0.0	....	0.0 r	....	....	....	8.5	3.2 r	1.7 r	....	....	....
United Kingdom	112	84.5	15.2 r	24.9 r	15.7 r	22.9 r	19.7 r	39.0	9.1 r	11.8 r	11.2 r	11.4 r	8.6 r
United States	111	6.6	1.0 r	1.5 r	2.0 r	0.9 r	0.8 r	17.9	3.3 r	3.8 r	2.4 r	2.8 r	3.7 r
Vatican	187	....	....	....	....	....	....	0.0	0.0 r	0.0 r	0.0 r	0.0 r	0.0 r
Emerg. & Dev. Economies	200	181.9	32.9	50.3	35.9	50.6	50.9	573.6	132.0	157.9	113.4	119.6	125.9
Emerg. & Dev. Asia	505	27.1	3.1	15.3	4.4	6.8	7.2	125.7	28.2	40.6	29.8	27.7	32.7
American Samoa	859	....	....	....	....	....	....	0.0	0.0 r	0.0 r	0.0 r	0.0 r	0.0 r
Bangladesh	513	0.0	0.0 r	0.0 r	0.0 r	0.0 r	0.0 r	0.6	0.1 r	0.1 r	0.1 r	0.1 r	0.1 r
Brunei Darussalam	516	0.0 e	0.0 e	0.0 e	0.0 e	0.0 e	0.0 e	0.0	0.0 r	0.0 r	0.0 r	0.0 r	0.0 r
Cambodia	522	....	....	....	....	....	....	0.0	0.0 r	0.0 r	0.0 r	0.0 r	0.0 r
China,P.R.: Mainland	924	0.0	0.0 r	0.0 r	0.0 r	....	0.0 r	48.3	10.9 r	12.9 r	6.6 r	6.5 r	14.5 r
Fiji	819	0.0	0.0 r	0.0 r	0.0 r	0.0 r	0.0 r	....	....	....	....	....	....
F.T. French Polynesia	887	0.1 e	0.0 e	0.0 e	0.0 e	0.0 e	0.0 e	....	....	....	....	....	....
F.T. New Caledonia	839	0.1 e	0.0 e	0.0 e	0.0 e	0.0 e	0.0 e	....	....	....	....	....	....
India	534	0.1	0.0 r	0.0 r	0.0 r	0.0 r	0.0 r	36.3	9.2 r	10.6 r	11.3 r	11.1 r	9.3 r
Indonesia	536	5.8	0.5 r	1.0 r	0.7 r	1.1 r	1.1 r	3.7	0.8 r	0.9 r	0.8 r	0.7 r	0.7 r
Lao People's Dem.Rep	544	....	....	....	....	....	....	0.0	0.0 r	0.0 r	0.0 r	0.0 r	0.0 r
Malaysia	548	0.0	0.0 r	0.0 r	0.0 r	0.0 r	0.0 r	12.5	0.9 r	8.9 r	3.5 r	1.0 r	1.0 r
Maldives	556	0.9	0.2 r	0.2 r	0.2 r	0.3 r	0.3 r	0.3	0.1 r	0.1 r	0.0 r	0.0 r	0.0 r
Mongolia	948	....	....	....	....	....	....	0.0	0.0 r	0.0 r	0.0 r	0.0 r	0.0 r
Myanmar	518	1.9 e	0.5 e	0.5 e	0.4 e	0.4 e	0.4 e	0.0	0.0 r	0.0 r	0.0 r	0.0 r	0.0 r



# Seychelles (718)

In Millions of U.S. Dollars

		Exports (FOB)						Imports (CIF)					
		2015	2015Q3	2015Q4	2016Q1	2016Q2	2016Q3	2015	2015Q3	2015Q4	2016Q1	2016Q2	2016Q3
Nauru	836	....	....	....	....	....	....	0.0	0.0 r	0.0 r	0.0 r	0.0 r	0.0 r
Nepal	558	0.0 e	0.0 e	0.0 e	0.0 e	0.0 e	0.0 e	0.0	0.0 r	0.0 r	0.0 r	0.0 r	0.0 r
Philippines	566	12.4	0.0 r	11.8 r	2.2 r	2.8 r	2.8 r	4.0	1.0 r	1.3 r	0.1 r	0.1 r	0.1 r
Samoa	862	0.0 e	0.0 e	0.0 e	0.0 e	0.0 e	0.0 e	....	....	....	....	....	....
Sri Lanka	524	5.5	1.8 r	1.6 r	0.7 r	1.9 r	2.3 r	5.0	1.6 r	1.8 r	1.5 r	1.6 r	0.8 r
Thailand	578	0.2	0.0 r	0.0 r	0.0 r	0.2 r	0.1 r	10.5	2.6 r	3.1 r	5.2 r	5.8 r	5.3 r
Vietnam	582	0.1	0.0 r	0.0 r	0.0 r	0.0 r	0.0 r	2.0	0.5 r	0.5 r	0.3 r	0.3 r	0.3 r
Asia n.s.	598	....	....	....	....	....	....	2.3	0.4 r	0.4 r	0.3 r	0.4 r	0.5 r
<b>Europe</b>	170	<b>1.2</b>	<b>0.2</b>	<b>0.2</b>	<b>0.1</b>	<b>0.2</b>	<b>0.3</b>	<b>10.4</b>	<b>2.6</b>	<b>2.6</b>	<b>2.6</b>	<b>3.0</b>	<b>2.0</b>
<b>Emerg. &amp; Dev. Europe</b>	903	<b>0.2</b>	<b>0.0</b>	<b>0.0</b>	<b>0.0</b>	<b>0.0</b>	<b>0.0</b>	<b>9.2</b>	<b>2.5</b>	<b>1.9</b>	<b>2.5</b>	<b>2.9</b>	<b>1.3</b>
Albania	914	....	....	....	....	....	....	0.1	0.0 r	0.0 r	0.0 r	0.0 r	0.0 r
Bosnia and Herzegovina	963	....	....	....	....	....	....	0.0	0.0 r	0.0 r	0.0 r	0.0 r	0.0 r
Bulgaria	918	0.0	0.0 r	0.0 r	....	0.0 r	0.0 r	0.4	0.1 r	0.1 r	0.1 r	0.1 r	0.1 r
Croatia	960	0.0	....	....	....	....	....	0.1	0.0 r	0.0 r	0.0 r	0.0 r	0.0 r
Faroe Islands	816	0.0 e	0.0 e	0.0 e	0.0 e	0.0 e	0.0 e	....	....	....	....	....	....
Hungary	944	0.0	....	0.0 r	0.0 r	0.0 r	....	0.4	0.1 r	0.1 r	0.1 r	0.0 r	0.0 r
Macedonia, FYR	962	0.0 e	0.0 e	0.0 e	0.0 e	0.0 e	0.0 e	....	....	....	....	....	....
Montenegro	943	0.0 e	....	....	....	....	....	....	....	....	....	....	....
Poland	964	0.0	....	0.0 r	....	0.0 r	....	0.7	0.2 r	0.1 r	0.4 r	0.8 r	0.2 r
Romania	968	0.0	0.0 r	0.0 r	0.0 r	0.0 r	0.0 r	0.0	0.0 r	0.0 r	0.0 r	0.0 r	0.0 r
Serbia, Republic of	942	....	....	....	....	....	....	0.0	0.0 r	0.0 r	....	0.3 r	....
Turkey	186	0.2	0.0 r	0.0 r	0.0 r	0.0 r	0.0 r	7.6	2.2 r	1.5 r	1.9 r	1.7 r	0.9 r
<b>CIS</b>	901	<b>1.0</b>	<b>0.2</b>	<b>0.2</b>	<b>0.1</b>	<b>0.2</b>	<b>0.2</b>	<b>1.1</b>	<b>0.1</b>	<b>0.7</b>	<b>0.1</b>	<b>0.1</b>	<b>0.7</b>
Armenia	911	....	....	....	....	0.0 r	....	....	....	....	....	....	....
Belarus	913	0.0	....	0.0 r	0.0 r	0.0 r	0.0 r	....	....	....	....	0.0 r	....
Georgia	915	....	....	....	....	....	....	0.0	0.0 r	0.0 r	0.0 r	0.0 r	0.0 r
Kazakhstan	916	0.2	0.0 r	0.1 r	0.0 r	0.1 r	0.1 r	0.0	0.0 r	0.0 r	0.0 r	0.0 r	0.0 r
Kyrgyz Republic	917	....	....	....	....	....	....	0.0	0.0 r	0.0 r	0.0 r	0.0 r	0.0 r
Moldova	921	0.0	0.0 r	0.0 r	0.0 r	0.0 r	0.0 r	0.0	0.0 r	0.0 r	....	....	0.0 r
Russian Federation	922	0.7	0.1 r	0.1 r	0.0 r	0.1 r	0.2 r	1.1	0.1 r	0.7 r	0.1 r	0.1 r	0.7 r
Tajikistan	923	....	....	....	....	....	....	0.0	0.0 r	0.0 r	0.0 r	0.0 r	0.0 r
Ukraine	926	0.1	0.0 r	0.1 r	....	....	....	0.1	0.0 r	0.0 r	....	....	....
Uzbekistan	927	0.0	0.0 r	0.0 r	0.0 r	0.0 r	0.0 r	....	....	....	....	....	....
Europe n.s.	884	0.0	0.0 r	0.0 r	0.0 r	0.0 r	0.0 r	0.0	0.0 r	0.0 r	0.0 r	0.0 r	0.0 r
<b>Mid East, N Africa, Pak</b>	440	<b>144.3</b>	<b>27.6</b>	<b>32.7</b>	<b>29.2</b>	<b>40.5</b>	<b>40.1</b>	<b>274.2</b>	<b>60.8</b>	<b>61.8</b>	<b>44.8</b>	<b>48.7</b>	<b>51.0</b>
Afghanistan, I.R. of	512	....	....	....	....	....	....	0.0	0.0 r	0.0 r	0.0 r	0.0 r	0.0 r
Bahrain, Kingdom of	419	0.0	0.0 r	0.0 r	0.0 r	0.0 r	0.0 r	0.4	0.1 r	0.1 r	0.1 r	0.1 r	0.1 r
Egypt	469	0.0	0.0 r	0.0 r	0.0 r	0.0 r	0.0 r	4.5	1.1 r	1.3 r	1.0 r	1.2 r	1.3 r
Iran, I.R. of	429	....	....	....	....	....	....	0.0	0.0 r	0.0 r	0.0 r	0.0 r	0.0 r
Jordan	439	....	....	....	....	....	....	0.0	0.0 r	0.0 r	0.0 r	0.0 r	0.0 r
Kuwait	443	0.1	0.0 r	0.0 r	0.0 r	0.0 r	0.0 r	0.0	0.0 r	0.0 r	0.0 r	0.0 r	0.0 r
Lebanon	446	0.1	0.0 r	0.0 r	....	....	....	0.3	....	0.2 r	....	....	....
Libya	672	0.3	0.0 r	0.1 r	0.1 r	0.1 r	0.1 r	....	....	....	....	....	....
Morocco	686	0.0	0.0 r	....	....	....	....	1.2	0.2 r	0.1 r	....	....	....
Oman	449	0.0	0.0 r	0.0 r	0.0 r	0.0 r	0.0 r	0.4	0.1 r	0.1 r	0.1 r	0.1 r	0.1 r
Pakistan	564	0.0	0.0 r	0.0 r	0.0 r	0.0 r	0.0 r	4.0	0.9 r	0.9 r	0.7 r	0.7 r	0.7 r
Qatar	453	0.0	0.0 r	0.0 r	0.0 r	0.0 r	0.0 r	0.0	0.0 r	0.0 r	0.0 r	0.0 r	0.0 r
Saudi Arabia	456	0.0	0.0 r	0.0 r	0.0 r	0.0 r	0.0 r	2.7	0.7 r	0.7 r	0.4 r	0.5 r	0.4 r
Sudan	732	0.0 e	....	0.0 e	0.0 e	0.0 e	0.0 e	0.0	0.0 r	0.0 r	0.0 r	0.0 r	0.0 r
Syrian Arab Republic	463	....	....	....	....	....	....	0.0	0.0 r	0.0 r	0.0 r	0.0 r	0.0 r
Tunisia	744	....	....	....	....	....	....	6.0	1.5 r	1.5 r	1.5 r	1.5 r	1.5 r
United Arab Emirates	466	143.6	27.4 r	32.5 r	29.1 r	40.3 r	39.9 r	254.4	56.2 r	56.9 r	41.0 r	44.7 r	46.8 r
West Bank and Gaza	487	0.0 e	0.0 e	0.0 e	0.0 e	0.0 e	0.0 e	....	....	....	....	....	....
Yemen, Republic of	474	....	....	....	....	....	....	0.3	0.1 r	0.1 r	0.1 r	0.1 r	0.1 r
<b>Sub-Saharan Africa</b>	603	<b>6.2</b>	<b>1.4</b>	<b>1.4</b>	<b>1.6</b>	<b>2.1</b>	<b>2.5</b>	<b>150.1</b>	<b>36.2</b>	<b>49.2</b>	<b>32.5</b>	<b>36.0</b>	<b>37.0</b>
Angola	614	....	....	....	....	....	....	0.0	0.0 r	0.0 r	0.0 r	0.0 r	0.0 r
Benin	638	0.0	0.0 r	0.0 r	0.0 r	0.0 r	0.0 r	....	....	....	....	....	....
Botswana	616	....	....	....	....	....	....	0.0	0.0 r	0.0 r	0.0 r	0.0 r	0.0 r
Burundi	618	1.2 e	0.3 e	0.2 e	0.3 e	0.3 e	0.4 e	....	....	....	....	....	....
Cameroon	622	....	....	....	....	....	....	0.1	0.0 r	0.0 r	0.0 r	0.0 r	0.0 r

# Seychelles (718)

In Millions of U.S. Dollars

		Exports (FOB)						Imports (CIF)					
		2015	2015Q3	2015Q4	2016Q1	2016Q2	2016Q3	2015	2015Q3	2015Q4	2016Q1	2016Q2	2016Q3
Congo, Dem. Rep. of	636	....	....	....	....	....	....	0.0	0.0 r	0.0 r	0.0 r	0.0 r	0.0 r
Congo, Republic of	634	....	....	....	....	....	....	1.0	0.2 r	0.2 r	0.2 r	0.2 r	0.2 r
Côte d'Ivoire	662	1.0	0.2 r	0.2 r	0.2 r	0.2 r	0.2 r	0.1	0.0 r	0.0 r	0.0 r	0.0 r	0.0 r
Ethiopia	644	....	....	....	....	....	....	0.7	0.2 r	0.2 r	0.1 r	0.1 r	0.1 r
Gabon	646	0.0	0.0 r	0.0 r	0.0 r	0.0 r	0.0 r	0.0	0.0 r	0.0 r	0.0 r	0.0 r	0.0 r
Gambia, The	648	....	....	....	....	....	....	0.0	0.0 r	0.0 r	0.0 r	0.0 r	0.0 r
Ghana	652	0.2	0.0 r	0.1 r	0.1 r	0.1 r	0.1 r	0.1	0.0 r	0.0 r	0.0 r	0.0 r	0.0 r
Guinea	656	....	....	....	....	....	....	0.0	0.0 r	0.0 r	0.0 r	0.0 r	0.0 r
Kenya	664	0.5	0.1 r	0.1 r	0.1 r	0.2 r	0.2 r	3.2	0.8 r	0.8 r	0.6 r	0.6 r	0.6 r
Lesotho	666	0.0	0.0 r	0.0 r	0.0 r	0.0 r	0.0 r	....	....	....	....	....	....
Liberia	668	....	....	....	....	....	....	0.0	0.0 r	0.0 r	0.0 r	0.0 r	0.0 r
Madagascar	674	0.1	0.0 r	0.0 r	0.0 r	0.0 r	0.0 r	5.6	1.0 r	0.9 r	0.7 r	0.8 r	1.0 r
Malawi	676	....	....	....	....	....	....	0.1	0.0 r	0.0 r	0.0 r	0.0 r	0.0 r
Mali	678	....	....	....	....	....	....	0.1	0.0 r	0.0 r	0.0 r	0.0 r	0.0 r
Mauritius	684	0.7	0.2 r	0.2 r	0.2 r	0.2 r	0.2 r	69.8	17.3 r	22.0 r	14.2 r	15.0 r	15.2 r
Mozambique	688	1.2	0.2 r	0.3 r	0.3 r	0.4 r	0.4 r	0.0	0.0 r	0.0 r	0.0 r	0.0 r	0.0 r
Namibia	728	....	....	....	....	....	....	0.1	0.0 r	0.0 r	0.0 r	0.0 r	0.0 r
Niger	692	....	....	....	....	....	....	0.0	0.0 r	0.0 r	0.0 r	0.0 r	0.0 r
Nigeria	694	....	....	....	....	....	....	0.0	0.0 r	0.0 r	0.0 r	0.0 r	0.0 r
Senegal	722	....	....	....	....	....	....	0.0	....	0.0 r	0.0 r	0.0 r	0.0 r
Sierra Leone	724	....	....	....	....	....	....	0.1	0.0 r	0.0 r	0.0 r	0.0 r	0.0 r
South Africa	199	1.2	0.2 r	0.1 r	0.4 r	0.7 r	1.0 r	68.0	16.2 r	24.7 r	16.4 r	19.0 r	19.6 r
Swaziland	734	....	....	....	....	....	....	0.3	0.1 r	0.1 r	0.1 r	0.1 r	0.1 r
Tanzania	738	0.0	0.0 r	0.0 r	0.0 r	0.0 r	0.0 r	0.1	0.0 r	0.0 r	0.0 r	0.0 r	0.0 r
Uganda	746	0.0	0.0 r	0.0 r	0.0 r	0.0 r	0.0 r	0.3	0.2 r	0.1 r	0.1 r	0.0 r	0.0 r
Zambia	754	....	....	....	....	....	....	0.1	0.1 r	....	....	....	....
Zimbabwe	698	....	....	....	....	....	....	0.1	0.0 r	0.0 r	0.0 r	0.0 r	0.0 r
Africa n.s.	799	....	....	....	....	....	....	0.0	0.0 r	0.0 r	0.0 r	0.0 r	0.0 r
<b>Western Hemisphere</b>	<b>205</b>	<b>3.1</b>	<b>0.6</b>	<b>0.8</b>	<b>0.7</b>	<b>1.0</b>	<b>0.9</b>	<b>13.2</b>	<b>4.2</b>	<b>3.7</b>	<b>3.7</b>	<b>4.1</b>	<b>3.2</b>
Antigua and Barbuda	311	....	....	....	....	....	....	0.0	0.0 r	0.0 r	0.0 r	0.0 r	0.0 r
Argentina	213	....	....	....	....	....	....	0.3	0.1 r	0.1 r	0.1 r	0.1 r	0.1 r
Aruba	314	....	....	....	....	....	....	0.0	0.0 r	0.0 r	0.0 r	0.0 r	0.0 r
Bahamas, The	313	....	....	....	....	....	....	0.1	0.0 r	0.0 r	0.0 r	0.0 r	0.0 r
Belize	339	0.3 e	0.1 e	0.1 e	0.1 e	0.1 e	0.1 e	0.0	0.0 r	0.0 r	0.0 r	0.0 r	0.0 r
Bermuda	319	....	....	....	....	....	....	0.0	0.0 r	0.0 r	0.0 r	0.0 r	0.0 r
Bolivia	218	0.0 e	....	....	....	....	....	....	....	....	....	....	....
Brazil	223	0.0	0.0 r	0.0 r	0.0 r	0.0 r	0.0 r	6.8	2.6 r	2.2 r	2.4 r	2.6 r	1.6 r
Chile	228	....	....	....	0.0 e	0.1 e	....	0.4	0.0 r	0.1 r	....	0.1 r	0.1 r
Colombia	233	....	....	....	....	....	....	0.1	0.0 r	0.1 r	0.1 r	0.1 r	0.1 r
Costa Rica	238	....	....	....	....	....	....	0.0	0.0 r	0.0 r	0.0 r	0.0 r	0.0 r
Curacao	354	....	....	....	....	....	....	0.0	0.0 r	0.0 r	0.0 r	0.0 r	0.0 r
Dominican Republic	243	....	....	....	....	....	....	0.0	0.0 r	0.0 r	0.0 r	0.0 r	0.0 r
Ecuador	248	0.0	....	....	....	....	....	0.5	0.3 r	0.1 r	0.2 r	0.3 r	0.3 r
El Salvador	253	0.0 e	0.0 e	....	....	0.0 e	....	0.0	0.0 r	0.0 r	0.0 r	....	....
Greenland	326	....	....	....	....	....	....	0.0	0.0 r	0.0 r	0.0 r	0.0 r	0.0 r
Grenada	328	....	....	....	....	....	....	0.0	0.0 r	0.0 r	0.0 r	0.0 r	0.0 r
Guatemala	258	....	....	....	....	....	....	0.0	0.0 r	0.0 r	0.0 r	0.0 r	0.0 r
Honduras	268	0.0 e	0.0 e	0.0 e	....	....	....	0.0	0.0 r	0.0 r	0.0 r	0.0 r	0.0 r
Jamaica	343	....	....	....	....	....	....	0.0	0.0 r	0.0 r	0.0 r	0.0 r	0.0 r
Mexico	273	....	....	....	....	....	....	0.3	0.1 r	0.1 r	0.1 r	0.1 r	0.1 r
Nicaragua	278	....	....	....	....	....	....	0.0	0.0 r	0.0 r	0.0 r	0.0 r	0.0 r
Panama	283	0.0	0.0 r	0.0 r	0.0 r	0.0 r	0.0 r	0.0	0.0 r	0.0 r	0.0 r	0.0 r	0.0 r
Paraguay	288	....	....	....	....	....	....	0.1	0.0 r	0.0 r	0.0 r	0.0 r	0.0 r
Peru	293	0.0 e	0.0 e	0.0 e	0.0 e	0.0 e	0.0 e	0.0	0.0 r	0.0 r	0.0 r	0.0 r	0.0 r
St. Kitts and Nevis	361	0.0 e	0.0 e	0.0 e	0.0 e	0.0 e	0.0 e	0.0	0.0 r	0.0 r	0.0 r	0.0 r	0.0 r
St. Vincent & Grens.	364	0.0	0.0 r	0.0 r	0.0 r	0.0 r	0.0 r	....	....	....	....	....	....
Suriname	366	....	....	....	....	....	....	0.1	0.0 r	0.0 r	0.0 r	0.0 r	0.0 r
Trinidad and Tobago	369	....	....	....	....	....	....	0.0	0.0 r	0.0 r	0.0 r	0.0 r	0.0 r
Uruguay	298	....	....	....	....	....	....	0.0	0.0 r	0.0 r	0.0 r	0.0 r	0.0 r
Venezuela, Rep. Bol.	299	....	....	....	....	....	....	0.0	0.0 r	0.0 r	0.0 r	0.0 r	0.0 r

# Seychelles (718)

In Millions of U.S. Dollars

		Exports (FOB)						Imports (CIF)					
		2015	2015Q3	2015Q4	2016Q1	2016Q2	2016Q3	2015	2015Q3	2015Q4	2016Q1	2016Q2	2016Q3
Western Hem. n.s.	399	2.8	0.5 r	0.7 r	0.6 r	0.8 r	0.8 r	4.5	1.0 r	1.0 r	0.7 r	0.8 r	0.9 r
<b>Other Countries n.i.e</b>	910	<b>0.2</b>	<b>0.0</b>	<b>0.1</b>	<b>0.1</b>	<b>0.1</b>	<b>0.1</b>	<b>2.3</b>	<b>0.5</b>	<b>0.5</b>	<b>0.4</b>	<b>0.4</b>	<b>0.5</b>
Cuba	928	0.2	0.0 r	0.1 r	0.1 r	0.1 r	0.1 r	0.1	0.0 r	0.0 r	0.0 r	0.0 r	0.0 r
Korea, Dem. People's Rep.	954	0.0	0.0 r	0.0 r	0.0 r	0.0 r	0.0 r	2.3	0.5 r	0.5 r	0.4 r	0.4 r	0.5 r
<b>Countries &amp; Areas n.s.</b>	898	<b>0.6</b>	<b>0.1 r</b>	<b>0.1 r</b>	<b>0.1 r</b>	<b>0.2 r</b>	<b>0.2 r</b>	<b>0.5</b>	<b>0.1 r</b>	<b>0.1 r</b>	<b>0.1 r</b>	<b>0.1 r</b>	<b>0.1 r</b>
<b>Memorandum Items</b>													
Africa	605	6.3	1.4	1.4	1.6	2.2	2.5	157.3	37.8	50.8	34.0	37.5	38.5
Middle East	405	144.2	27.6	32.7	29.2	40.5	40.1	263.0	58.2	59.2	42.6	46.5	48.8
European Union	998	271.9	59.4	63.9	56.7	91.0	87.9	300.4	65.1	67.1	57.5	69.0	66.9
Export earnings: fuel	080	144.9	27.7	32.7	29.2	40.6	40.3	260.8	57.8	58.9	42.2	46.0	48.8
Export earnings: nonfuel	092	334.2	69.6	87.2	71.0	104.8	102.6	722.9	164.7	187.8	148.1	161.5	163.7

# Sierra Leone (724)

In Millions of U.S. Dollars

		Exports (FOB)						Imports (CIF)					
		2015	2015Q3	2015Q4	2016Q1	2016Q2	2016Q3	2015	2015Q3	2015Q4	2016Q1	2016Q2	2016Q3
IFS World		727.0	....	....	....	....	....	1,476.7	....	....	....	....	....
World	001	122.6	20.9	29.3	25.2	40.8	29.4	1,778.2	368.7	418.9	423.0	419.7	352.4
Advanced Economies	110	75.7	11.6	21.1	15.0	18.2	16.9	623.0	156.6	139.2	154.0	141.3	96.1
Euro Area	163	68.5	10.4	18.0	13.7	16.7	15.9	163.8	28.4	31.3	62.4	38.8	32.6
Austria	122	0.0 e	0.0 e	0.0 e	0.0 e	0.0 e	....	....	....	....	....	....	....
Belgium	124	52.3	7.7 r	12.7 r	11.6 r	12.1 r	7.6 r	53.8	7.7 r	8.5 r	14.7 r	13.7 r	9.8 r
Estonia	939	0.0 e	....	0.0 e	....	....	....	0.2 e	0.0 e	0.1 e	0.2 e	0.1 e	0.0 e
Finland	172	0.0 e	....	0.0 e	0.1 e	0.0 e	0.0 e	....	....	....	....	....	....
France	132	0.0	0.0 r	0.0 r	....	0.0 r	0.0 r	46.9	8.9 r	8.4 r	36.1 r	12.1 r	12.2 r
Germany	134	0.3	0.0 r	0.1 r	0.1 r	0.0 r	0.0 r	13.1	2.4 r	3.2 r	2.4 r	3.7 r	1.9 r
Greece	174	0.1	....	0.0 r	0.1 r	0.0 r	0.0 r	0.4	0.1 r	0.1 r	0.2 r	0.1 r	0.1 r
Ireland	178	0.0	0.0 r	0.0 r	0.0 r	0.0 r	....	0.2	0.0 r	0.1 r	0.1 r	0.0 r	0.0 r
Italy	136	0.1	0.1 r	0.0 r	0.0 r	0.1 r	0.0 r	15.8	3.1 r	4.9 r	3.3 r	3.4 r	3.5 r
Latvia	941	....	....	....	....	....	....	0.1	0.0 r	0.0 r	0.0 r	0.0 r	0.0 r
Lithuania	946	....	....	....	0.0 e	....	....	0.0	0.0 r	0.0 r	0.0 r	0.0 r	0.0 r
Luxembourg	137	0.0 e	0.0 e	....	....	0.0 e	....	....	....	....	....	....	....
Malta	181	0.0 e	0.0 e	....	0.0 e	....	0.0 e	0.1	0.0 r	0.0 r	0.1 r	0.0 r	0.0 r
Netherlands	138	15.8	2.6 r	5.1 r	1.9 r	4.5 r	8.2 r	25.6	5.5 r	5.2 r	4.1 r	4.4 r	3.7 r
Portugal	182	0.0	....	....	0.0 r	0.0 r	0.0 r	0.2	0.0 r	0.0 r	0.0 r	0.1 r	0.1 r
Slovak Republic	936	0.0 e	....	....	0.0 e	....	0.0 e	0.0	0.0 r	0.0 r	0.0 r	0.0 r	....
Slovenia	961	....	....	....	....	....	0.0 r	0.2	0.1 r	....	0.0 r	0.0 r	0.0 r
Spain	184	0.0	0.0 r	0.0 r	0.0 r	0.0 r	0.0 r	7.1	0.6 r	0.7 r	1.0 r	1.2 r	1.3 r
Australia	193	0.1	0.0 r	0.0 r	0.0 r	0.0 r	0.0 r	0.7	0.3 r	0.2 r	0.0 r	0.1 r	0.1 r
Canada	156	0.0	0.0 r	0.0 r	0.0 r	0.0 r	0.0 r	4.1	1.2 r	1.1 r	0.8 r	0.8 r	0.7 r
China,P.R.: Hong Kong	532	0.0	0.0 r	0.0 r	0.0 r	0.0 r	0.0 r	16.0	8.8 r	1.4 r	2.4 r	3.0 r	4.8 r
Czech Republic	935	0.0	0.0 r	0.0 r	0.0 r	0.0 r	0.0 r	0.1	0.0 r	0.0 r	0.0 r	0.0 r	0.0 r
Denmark	128	0.0	....	0.0 r	....	0.0 r	....	14.7	2.1 r	5.9 r	4.0 r	1.8 r	2.3 r
Iceland	176	....	....	....	....	....	....	0.0 e	....	....	....	....	....
Israel	436	....	....	....	....	....	....	0.3	0.2 r	....	....	0.1 r	....
Japan	158	0.0	0.0 r	0.0 r	0.0 r	0.0 r	0.0 r	39.9	7.1 r	4.7 r	16.3 r	21.1 r	6.3 r
Korea, Republic of	542	1.6	0.4 r	0.5 r	1.0 r	0.6 r	0.4 r	3.8	0.9 r	0.4 r	0.4 r	0.6 r	0.2 r
New Zealand	196	0.3 e	0.1 e	0.0 e	0.0 e	0.1 e	0.2 e	3.0 e	0.6 e	0.8 e	0.6 e	0.9 e	0.4 e
Norway	142	....	....	....	....	....	....	0.2	0.0 r	0.1 r	0.0 r	0.0 r	0.1 r
Singapore	576	....	....	....	....	....	....	7.5	2.1 r	1.5 r	1.3 r	0.8 r	0.7 r
Sweden	144	0.0	0.0 r	....	....	0.0 r	....	58.2	26.1 r	9.4 r	2.7 r	2.7 r	2.7 r
Switzerland	146	2.3	....	1.7 r	....	....	....	0.5	0.1 r	0.2 r	0.2 r	0.1 r	0.1 r
Taiwan Prov.of China	528	0.2 e	0.1 e	0.0 e	0.0 e	0.1 e	0.1 e	5.1 e	0.5 e	2.3 e	0.6 e	1.0 e	1.7 e
United Kingdom	112	1.9	0.6 r	0.6 r	0.2 r	0.4 r	0.2 r	259.8	66.5 r	69.4 r	54.4 r	58.7 r	35.6 r
United States	111	0.8	0.2 r	0.3 r	0.1 r	0.2 r	0.1 r	45.3	11.5 r	10.6 r	8.0 r	10.8 r	7.8 r
Emerg. & Dev. Economies	200	46.8	9.2	8.3	10.2	22.6	12.5	1,154.7	211.9	279.6	268.9	278.4	256.2
Emerg. & Dev. Asia	505	5.0	1.0	0.9	1.1	1.2	1.4	272.4	51.3	71.5	59.5	68.7	65.1
Bangladesh	513	....	....	....	....	....	....	2.1	0.5 r	0.5 r	0.5 r	0.5 r	0.5 r
Brunei Darussalam	516	0.0 e	0.0 e	0.0 e	0.0 e	0.0 e	0.0 e	....	....	....	....	....	....
Cambodia	522	1.6 e	0.4 e	0.4 e	0.4 e	0.4 e	0.4 e	....	....	....	....	....	....
China,P.R.: Mainland	924	1.1	0.0 r	0.0 r	0.3 r	0.4 r	0.5 r	203.1	37.2 r	57.4 r	45.0 r	52.9 r	47.8 r
Fiji	819	0.0 e	0.0 e	0.0 e	0.0 e	0.0 e	0.0 e	....	....	....	....	....	....
F.T. French Polynesia	887	0.0 e	0.0 e	0.0 e	0.0 e	0.0 e	0.0 e	....	....	....	....	....	....
F.T. New Caledonia	839	0.1 e	0.0 e	0.0 e	0.0 e	0.0 e	0.0 e	....	....	....	....	....	....
India	534	1.6	0.3 r	0.2 r	0.3 r	0.2 r	0.4 r	46.1	9.2 r	9.5 r	10.2 r	9.3 r	9.2 r
Indonesia	536	0.0	0.0 r	....	....	....	....	2.3	0.3 r	0.5 r	0.6 r	0.5 r	0.4 r
Kiribati	826	0.0 e	0.0 e	0.0 e	0.0 e	0.0 e	0.0 e	....	....	....	....	....	....
Malaysia	548	0.0 e	0.0 e	....	0.0 e	....	....	8.5	2.4 r	1.9 r	1.6 r	1.0 r	0.6 r
Mongolia	948	0.0 e	0.0 e	0.0 e	0.0 e	0.0 e	0.0 e	....	....	....	....	....	....
Myanmar	518	0.5 e	0.1 e	0.1 e	0.1 e	0.1 e	0.1 e	....	....	....	....	....	....
Nepal	558	0.0 e	0.0 e	0.0 e	0.0 e	0.0 e	0.0 e	0.0 e	0.0 e	0.0 e	0.0 e	0.0 e	0.0 e
Philippines	566	0.0 e	0.0 e	0.0 e	0.0 e	0.0 e	0.0 e	0.1 e	....	0.1 e	0.2 e	0.2 e	0.2 e
Sri Lanka	524	0.0 e	0.0 e	0.0 e	0.0 e	0.0 e	0.0 e	1.7	0.5 r	0.4 r	0.1 r	2.2 r	5.7 r
Thailand	578	0.0	....	....	0.0 r	0.0 r	0.0 r	6.2	0.9 r	0.7 r	0.8 r	1.6 r	0.4 r
Vietnam	582	....	....	....	....	....	....	0.1	0.0 r	0.0 r	0.0 r	0.0 r	0.0 r
Asia n.s.	598	....	....	....	....	....	....	2.1	0.4 r	0.5 r	0.5 r	0.5 r	0.4 r

# Sierra Leone (724)

In Millions of U.S. Dollars

		Exports (FOB)						Imports (CIF)					
		2015	2015Q3	2015Q4	2016Q1	2016Q2	2016Q3	2015	2015Q3	2015Q4	2016Q1	2016Q2	2016Q3
<b>Europe</b>	170	<b>2.6</b>	<b>0.7</b>	<b>0.1</b>	<b>3.3</b>	<b>14.5</b>	<b>4.6</b>	<b>19.2</b>	<b>5.4</b>	<b>4.0</b>	<b>4.7</b>	<b>4.1</b>	<b>4.5</b>
<b>Emerg. &amp; Dev. Europe</b>	903	<b>2.0</b>	<b>0.7</b>	<b>0.0</b>	<b>0.6</b>	<b>1.5</b>	<b>1.6</b>	<b>13.1</b>	<b>2.4</b>	<b>3.1</b>	<b>3.2</b>	<b>3.0</b>	<b>2.7</b>
Albania	914	0.0 e	0.0 e	0.0 e	0.0 e	0.0 e	0.0 e	0.1	0.0 r	0.0 r	0.0 r	0.0 r	0.0 r
Bosnia and Herzegovina	963	0.0 e	0.0 e	0.0 e	0.0 e	0.0 e	0.0 e	0.0 e	0.0 e	0.0 e	0.0 e	0.0 e	0.0 e
Bulgaria	918	....	....	....	....	....	0.0 e	0.1	0.0 r	0.0 r	....	0.1 r	....
Faroe Islands	816	0.0 e	0.0 e	0.0 e	0.0 e	0.0 e	0.0 e	....	....	....	....	....	....
Gibraltar	823	....	....	....	....	....	....	0.1	0.0 r	0.0 r	0.0 r	0.0 r	0.0 r
Macedonia, FYR	962	0.0 e	0.0 e	0.0 e	0.0 e	0.0 e	0.0 e	0.0 e	0.0 e	0.0 e	0.0 e	0.0 e	0.0 e
Montenegro	943	0.0 e	....	0.0 e	....	....	0.0 e	....	....	....	....	....	....
Poland	964	....	....	....	....	....	....	1.3	0.4 r	0.3 r	0.3 r	0.3 r	0.3 r
Romania	968	0.0	0.0 r	0.0 r	0.0 r	0.0 r	0.0 r	0.1	0.0 r	0.1 r	0.0 r	0.0 r	0.0 r
Serbia, Republic of	942	0.2 e	0.0 e	0.0 e	0.3 e	0.0 e	0.0 e	0.0 e	....	....	....	....	0.2 e
Turkey	186	1.7 e	0.6 e	0.0 e	0.3 e	1.5 e	1.6 e	11.3	1.9 r	2.7 r	2.7 r	2.7 r	2.3 r
<b>CIS</b>	901	<b>0.6</b>	<b>0.1</b>	<b>0.1</b>	<b>2.7</b>	<b>13.0</b>	<b>3.0</b>	<b>6.1</b>	<b>3.0</b>	<b>0.8</b>	<b>1.5</b>	<b>1.1</b>	<b>1.8</b>
Armenia	911	0.0	0.0 r	0.0 r	....	0.0 r	0.0 r	....	....	....	....	....	....
Azerbaijan, Rep. of	912	0.1 e	0.0 e	0.0 e	0.0 e	0.0 e	0.0 e	....	....	....	....	....	....
Belarus	913	0.3 e	0.0 e	0.0 e	2.7 e	12.8 e	0.0 e	1.2 e	0.4 e	0.4 e	1.2 e	0.3 e	0.0 e
Georgia	915	0.1 e	....	....	....	....	....	....	....	....	....	....	....
Kazakhstan	916	0.0 e	0.0 e	0.0 e	0.0 e	0.0 e	0.0 e	....	....	....	....	....	....
Moldova	921	0.0 e	0.0 e	0.0 e	0.0 e	0.0 e	0.0 e	....	....	....	....	....	....
Russian Federation	922	0.0	0.0 r	0.0 r	0.0 r	0.0 r	0.0 r	3.3 e	2.0 e	0.2 e	0.3 e	0.4 e	1.4 e
Ukraine	926	0.1 e	0.0 e	0.0 e	....	0.1 e	2.9 e	1.7	0.6 r	0.2 r	....	0.5 r	0.3 r
<b>Mid East, N Africa, Pak</b>	440	<b>12.4</b>	<b>2.9</b>	<b>3.3</b>	<b>2.6</b>	<b>2.6</b>	<b>2.1</b>	<b>319.2</b>	<b>62.9</b>	<b>77.1</b>	<b>75.1</b>	<b>72.3</b>	<b>58.8</b>
Algeria	612	....	....	....	....	....	....	0.7	0.1 r	0.1 r	0.1 r	0.2 r	0.1 r
Bahrain, Kingdom of	419	0.4 e	0.1 e	0.1 e	0.1 e	0.1 e	0.1 e	0.1	0.0 r	0.0 r	0.0 r	0.0 r	0.0 r
Egypt	469	0.0	0.0 r	....	....	....	....	0.8	0.2 r	0.2 r	0.3 r	0.3 r	0.3 r
Iran, I.R. of	429	0.0	0.0 r	0.0 r	0.0 r	0.0 r	0.0 r	0.0	0.0 r	0.0 r	0.0 r	0.0 r	0.0 r
Jordan	439	....	....	....	....	....	....	0.1	0.0 r	0.0 r	0.0 r	0.1 r	0.1 r
Kuwait	443	0.2 e	0.0 e	0.0 e	0.0 e	0.0 e	0.0 e	0.0	0.0 r	0.0 r	0.0 r	0.0 r	0.0 r
Lebanon	446	0.0	0.0 r	0.0 r	0.0 r	0.1 r	0.0 r	81.5	17.6 r	20.5 r	20.9 r	19.9 r	16.1 r
Mauritania	682	0.1	0.0 r	0.0 r	0.0 r	0.0 r	0.0 r	0.3	0.1 r	0.1 r	0.1 r	0.1 r	0.1 r
Morocco	686	0.9 e	0.2 e	0.4 e	0.1 e	0.1 e	0.1 e	2.6	0.3 r	0.4 r	0.4 r	0.5 r	0.5 r
Oman	449	....	....	....	....	....	....	0.1	0.0 r	0.0 r	0.0 r	0.0 r	0.0 r
Pakistan	564	0.4 e	0.1 e	0.1 e	0.1 e	0.1 e	0.1 e	5.8	1.1 r	1.4 r	1.4 r	1.4 r	1.3 r
Qatar	453	....	....	....	....	....	....	3.0	0.6 r	0.8 r	0.7 r	0.7 r	0.5 r
Saudi Arabia	456	10.0 e	2.4 e	2.5 e	2.2 e	2.1 e	1.6 e	3.2	0.5 r	0.6 r	0.7 r	0.7 r	0.6 r
Somalia	726	....	....	....	....	....	....	0.2	0.0 r	0.1 r	0.1 r	0.1 r	0.0 r
Sudan	732	0.0	0.0 r	0.0 r	0.0 r	0.0 r	0.0 r	....	....	....	....	....	....
Syrian Arab Republic	463	0.0 e	0.0 e	0.0 e	0.0 e	0.0 e	0.0 e	0.0 e	0.0 e	0.0 e	0.0 e	0.0 e	0.0 e
Tunisia	744	0.3 e	0.1 e	0.1 e	0.1 e	0.1 e	0.1 e	0.3	0.0 r	0.0 r	0.1 r	0.1 r	0.1 r
United Arab Emirates	466	....	....	....	....	....	....	220.3	42.2 r	52.8 r	50.3 r	48.3 r	39.1 r
West Bank and Gaza	487	0.0 e	0.0 e	0.0 e	0.0 e	0.0 e	0.0 e	....	....	....	....	....	....
<b>Sub-Saharan Africa</b>	603	<b>26.2</b>	<b>4.5</b>	<b>3.8</b>	<b>3.1</b>	<b>4.3</b>	<b>4.2</b>	<b>524.3</b>	<b>89.7</b>	<b>120.4</b>	<b>127.4</b>	<b>130.0</b>	<b>125.7</b>
Angola	614	0.0 e	0.0 e	0.0 e	0.0 e	0.0 e	0.0 e	....	....	....	....	....	....
Benin	638	4.8	0.6 r	0.8 r	0.9 r	1.2 r	1.2 r	51.3	9.7 r	12.2 r	11.7 r	11.2 r	9.1 r
Botswana	616	0.1 e	0.0 e	0.0 e	0.0 e	0.0 e	0.0 e	....	....	....	....	....	....
Burkina Faso	748	....	....	....	....	....	....	1.9 e	0.6 e	0.5 e	0.3 e	0.6 e	0.5 e
Burundi	618	....	....	....	....	....	....	0.0 e	0.0 e	0.0 e	0.0 e	0.0 e	0.0 e
Cabo Verde	624	0.0 e	0.0 e	0.0 e	0.0 e	0.0 e	0.0 e	1.6 e	0.3 e	0.4 e	0.4 e	0.5 e	0.4 e
Cameroon	622	....	....	....	....	....	....	0.0 e	0.0 e	0.0 e	0.0 e	0.0 e	0.0 e
Central African Rep.	626	0.2 e	0.0 e	0.0 e	0.0 e	0.0 e	0.0 e	....	....	....	....	....	....
Chad	628	0.2	0.0 r	0.0 r	0.0 r	0.0 r	0.0 r	....	....	....	....	....	....
Côte d'Ivoire	662	....	....	....	....	....	....	28.0	2.8 r	2.9 r	4.1 r	5.2 r	5.2 r
Ethiopia	644	0.0 e	0.0 e	0.0 e	0.0 e	0.0 e	0.0 e	0.1 e	0.0 e	0.0 e	0.0 e	0.0 e	0.0 e
Gabon	646	....	....	....	....	....	....	0.1	0.0 r	0.0 r	0.0 r	0.0 r	0.0 r
Gambia, The	648	1.3	0.1 r	0.2 r	0.2 r	0.3 r	0.3 r	0.2	0.0 r	0.0 r	0.0 r	0.0 r	0.0 r
Ghana	652	2.3	0.3 r	0.4 r	0.4 r	0.6 r	0.6 r	9.1	1.8 r	2.3 r	2.1 r	2.0 r	1.6 r
Guinea	656	5.3	0.7 r	0.9 r	0.9 r	1.2 r	1.0 r	....	....	....	....	....	....
Kenya	664	0.0	0.0 r	0.0 r	0.0 r	0.0 r	0.0 r	2.1	0.4 r	0.5 r	0.5 r	0.5 r	0.4 r
Lesotho	666	0.0 e	0.0 e	0.0 e	0.0 e	0.0 e	0.0 e	0.0 e	0.0 e	0.0 e	0.0 e	0.0 e	0.0 e

# Sierra Leone (724)

In Millions of U.S. Dollars

		Exports (FOB)						Imports (CIF)					
		2015	2015Q3	2015Q4	2016Q1	2016Q2	2016Q3	2015	2015Q3	2015Q4	2016Q1	2016Q2	2016Q3
Liberia	668	0.5	0.1 r	0.1 r	0.1 r	0.1 r	0.1 r	0.2	0.0 r	0.0 r	0.0 r	0.0 r	0.0 r
Madagascar	674	0.0	0.0 r	0.0 r	0.0 r	0.0 r	0.0 r	0.0 e	0.0 e	0.0 e	0.0 e	0.0 e	0.0 e
Malawi	676	0.0 e	0.0 e	0.0 e	0.0 e	0.0 e	0.0 e	0.0 e	0.0 e	0.0 e	0.0 e	0.0 e	0.0 e
Mali	678	0.0 e	0.0 e	0.0 e	0.0 e	0.0 e	0.0 e	....	....	....	....	....	....
Mauritius	684	10.4 e	2.5 e	1.2 e	0.3 e	0.4 e	0.4 e	0.2	0.0 r	0.0 r	0.0 r	0.0 r	0.0 r
Mozambique	688	....	....	....	....	....	....	0.0 e	0.0 e	0.0 e	0.0 e	0.0 e	0.0 e
Namibia	728	0.0 e	0.0 e	0.0 e	0.0 e	0.0 e	0.0 e	0.3	0.1 r	0.1 r	0.1 r	0.1 r	0.1 r
Niger	692	0.0 e	0.0 e	0.0 e	0.0 e	0.0 e	0.0 e	....	....	....	....	....	....
Nigeria	694	0.4	0.0 r	0.1 r	0.1 r	0.1 r	0.1 r	5.0	0.8 r	1.0 r	1.0 r	1.1 r	1.0 r
Senegal	722	0.1	0.0 r	0.0 r	0.0 r	0.0 r	0.0 r	402.9	68.7 r	93.4 r	103.8 r	103.6 r	102.8 r
Seychelles	718	0.1 e	0.0 e	0.0 e	0.0 e	0.0 e	0.0 e	....	....	....	....	....	....
South Africa	199	0.4	0.2 r	0.1 r	0.0 r	0.2 r	0.2 r	19.9	4.1 r	6.7 r	2.9 r	4.7 r	4.2 r
Swaziland	734	....	....	....	....	....	....	0.1	0.0 r	0.0 r	0.0 r	0.0 r	0.0 r
Tanzania	738	0.0 e	0.0 e	0.0 e	0.0 e	0.0 e	0.0 e	....	....	....	....	....	....
Togo	742	....	....	....	....	....	....	1.3	0.2 r	0.3 r	0.3 r	0.3 r	0.2 r
Uganda	746	0.0	0.0 r	0.0 r	0.0 r	0.0 r	0.0 r	....	....	....	....	....	....
Zambia	754	0.0 e	0.0 e	0.0 e	0.0 e	0.0 e	0.0 e	0.0 e	....	....	0.0 e	....	0.0 e
<b>Western Hemisphere</b>	<b>205</b>	<b>0.6</b>	<b>0.1</b>	<b>0.2</b>	<b>0.1</b>	<b>0.1</b>	<b>0.3</b>	<b>19.6</b>	<b>2.6</b>	<b>6.6</b>	<b>2.2</b>	<b>3.2</b>	<b>2.2</b>
Antigua and Barbuda	311	0.0 e	0.0 e	0.0 e	0.0 e	0.0 e	0.0 e	....	....	....	....	....	....
Argentina	213	....	....	....	....	....	....	0.2	0.0 r	0.0 r	0.0 r	0.0 r	0.0 r
Bahamas, The	313	0.0 e	0.0 e	0.0 e	0.0 e	0.0 e	0.0 e	....	....	....	....	....	....
Barbados	316	0.0 e	0.0 e	0.0 e	0.0 e	0.0 e	0.0 e	0.0 e	0.0 e	0.0 e	0.0 e	0.0 e	0.0 e
Belize	339	0.0 e	0.0 e	0.0 e	0.0 e	0.0 e	0.0 e	....	....	....	....	....	....
Bermuda	319	0.0 e	0.0 e	0.0 e	0.0 e	0.0 e	0.0 e	....	....	....	....	....	....
Bolivia	218	0.0 e	0.0 e	0.0 e	0.0 e	0.0 e	0.0 e	....	....	....	....	....	....
Brazil	223	0.1 e	0.0 e	0.0 e	0.0 e	0.0 e	0.2 e	16.8	1.9 r	5.9 r	1.5 r	2.6 r	1.5 r
Chile	228	....	....	....	....	....	....	0.1	....	0.0 r	0.0 r	0.0 r	0.0 r
Colombia	233	0.0 e	0.0 e	0.0 e	0.0 e	0.0 e	0.0 e	....	....	....	....	....	....
Costa Rica	238	0.0 e	0.0 e	0.0 e	0.0 e	0.0 e	0.0 e	0.1 e	0.0 e	0.0 e	0.0 e	0.0 e	0.0 e
Dominican Republic	243	0.1 e	0.0 e	0.0 e	0.0 e	0.0 e	0.0 e	....	....	....	....	....	....
El Salvador	253	0.0 e	....	0.0 e	....	....	....	....	....	....	....	....	....
Grenada	328	0.0 e	0.0 e	0.0 e	0.0 e	0.0 e	0.0 e	....	....	....	....	....	....
Guatemala	258	....	....	....	....	....	....	0.2	0.0 r	0.1 r	0.1 r	0.1 r	0.0 r
Honduras	268	0.0 e	0.0 e	....	....	....	....	0.0 e	....	....	....	....	....
Netherlands Antilles	353	0.0 e	0.0 e	0.0 e	0.0 e	0.0 e	0.0 e	0.0 e	0.0 e	0.0 e	0.0 e	0.0 e	0.0 e
Panama	283	....	....	....	....	....	....	0.0	0.0 r	0.0 r	0.0 r	0.0 r	0.0 r
Peru	293	0.2 e	0.0 e	0.1 e	0.0 e	0.0 e	0.1 e	1.6 e	0.4 e	0.4 e	0.4 e	0.4 e	0.5 e
St. Kitts and Nevis	361	....	....	....	....	....	....	0.0 e	0.0 e	0.0 e	0.0 e	0.0 e	0.0 e
St. Lucia	362	0.0 e	0.0 e	0.0 e	0.0 e	0.0 e	0.0 e	0.4 e	0.1 e	0.1 e	0.0 e	0.0 e	0.1 e
St. Vincent & Grens.	364	0.0 e	0.0 e	0.0 e	0.0 e	0.0 e	0.0 e	0.0 e	0.0 e	0.0 e	0.0 e	0.0 e	0.0 e
Suriname	366	0.0 e	0.0 e	0.0 e	0.0 e	0.0 e	0.0 e	....	....	....	....	....	....
Trinidad and Tobago	369	0.0 e	0.0 e	0.0 e	0.0 e	0.0 e	0.0 e	0.0 e	0.0 e	0.0 e	0.0 e	0.0 e	0.0 e
Uruguay	298	0.1 e	0.0 e	....	....	....	....	0.1	0.0 r	0.1 r	0.1 r	0.1 r	0.0 r
Venezuela, Rep. Bol.	299	0.1 e	0.0 e	0.0 e	0.0 e	0.0 e	0.0 e	....	....	....	....	....	....
<b>Other Countries n.i.e</b>	<b>910</b>	<b>0.1</b>	<b>0.0</b>	<b>0.0</b>	<b>0.0</b>	<b>0.0</b>	<b>0.0</b>	<b>0.5</b>	<b>0.1</b>	<b>0.1</b>	<b>0.1</b>	<b>0.1</b>	<b>0.1</b>
Cuba	928	0.0 e	0.0 e	0.0 e	0.0 e	0.0 e	0.0 e	....	....	....	....	....	....
Korea, Dem. People's Rep.	954	0.1	0.0 r	0.0 r	0.0 r	0.0 r	0.0 r	0.5	0.1 r	0.1 r	0.1 r	0.1 r	0.1 r
<b>Memorandum Items</b>													
Africa	605	27.4	4.8	4.3	3.3	4.4	4.3	528.5	90.3	121.1	128.2	130.9	126.5
Middle East	405	10.8	2.6	2.7	2.3	2.3	1.8	309.2	61.2	75.1	72.9	70.0	56.7
European Union	998	70.4	11.0	18.5	13.9	17.2	16.1	498.2	123.5	116.4	123.9	102.3	73.5
Export earnings: fuel	080	11.5	2.7	2.8	2.4	2.4	2.0	235.9	46.3	55.6	53.3	51.3	42.8
Export earnings: nonfuel	092	111.1	18.2	26.5	22.8	38.3	27.5	1,542.3	322.4	363.3	369.7	368.4	309.6

# Singapore (576)

In Millions of U.S. Dollars

		Exports (FOB)						Imports (CIF)					
		2015	2015Q3	2015Q4	2016Q1	2016Q2	2016Q3	2015	2015Q3	2015Q4	2016Q1	2016Q2	2016Q3
IFS World		346,638.0	85,582.3	83,796.9	75,024.3	84,289.7	84,954.6	296,744.5	74,721.4	71,364.7	65,232.6	71,729.9	71,700.0
World	001	351,530.3	86,629.8	84,640.5	75,229.3	84,411.3	84,639.3	297,035.0	74,773.6	71,442.7	65,396.6	71,787.3	70,612.2
Advanced Economies	110	153,592.5	37,849.1	37,727.0	34,918.2	40,146.2	40,087.4	145,186.1	35,711.9	36,335.4	33,309.7	36,039.7	34,576.1
Euro Area	163	24,008.6	5,835.2	5,757.7	5,836.1	6,336.1	6,924.6	29,248.8	6,852.5	7,476.3	7,122.5	8,206.2	6,521.0
Austria	122	98.6	35.5	19.5	19.6	26.4	27.8 r	1,052.7	264.7	251.0	265.5	269.1	216.9 r
Belgium	124	5,144.6	999.1	1,035.8	1,396.1	1,489.6	1,825.3 r	1,323.0	324.9	319.8	248.2	486.5	321.8 r
Cyprus	423	309.7	82.7	67.0	44.8	69.5	58.5 r	108.4	1.9	2.4	3.9	3.0	2.7 r
Estonia	939	10.7	3.9	2.1	1.3	1.8	2.3 r	26.1	11.9	2.5	6.0	16.8	5.9 r
Finland	172	124.5	36.4	32.1	24.4	34.8	34.2 r	292.8	74.2	70.9	72.2	77.0	60.9 r
France	132	3,378.0	810.9	873.7	820.8	827.1	791.1 r	7,305.6	1,647.2	2,175.4	2,032.3	2,332.2	1,772.3 r
Germany	134	5,548.5	1,367.7	1,391.2	1,429.7	1,405.5	1,538.5 r	8,950.3	2,303.9	2,236.7	2,086.0	2,258.9	2,136.7 r
Greece	174	588.2	148.5	124.9	96.8	129.9	112.6 r	175.9	13.1	50.8	40.8	34.8	20.9 r
Ireland	178	430.4	121.3	99.8	81.4	79.2	118.6 r	904.5	191.0	200.0	190.9	209.5	211.5 r
Italy	136	576.3	131.2	138.0	140.5	135.6	126.3 r	3,540.8	796.2	952.0	1,029.5	960.3	707.1 r
Latvia	941	10.4	2.4	2.4	1.9	2.8	3.5 r	36.2	5.8	3.9	6.5	5.5	5.0 r
Lithuania	946	15.4	6.8	3.0	2.0	3.7	7.2 r	87.6	44.4	2.9	4.6	53.3	4.0 r
Luxembourg	137	84.1	27.6	15.4	13.7	17.4	18.1 r	50.1	14.1	14.0	18.7	21.1	8.0 r
Malta	181	866.7	214.6	209.6	165.6	228.0	344.7 r	248.3	60.8	62.2	55.5	64.3	52.7 r
Netherlands	138	6,195.6	1,668.1	1,566.6	1,487.5	1,737.3	1,738.5 r	4,115.2	860.7	874.5	791.5	1,094.1	725.0 r
Portugal	182	143.9	42.1	34.4	31.1	53.8	74.4 r	125.0	27.6	35.3	58.4	69.3	52.7 r
Slovak Republic	936	25.5	6.2	5.7	5.5	6.7	4.6 r	66.9	18.9	16.2	13.3	14.9	14.3 r
Slovenia	961	33.9	9.8	10.4	5.7	5.3	6.7 r	65.4	16.2	19.6	10.1	13.1	11.9 r
Spain	184	423.7	120.7	126.0	67.7	81.7	91.6 r	774.0	175.0	186.2	188.7	222.7	190.5 r
Australia	193	11,587.0	3,008.8	2,828.2	2,228.2	2,213.8	2,620.2 r	3,231.7	793.3	707.7	737.7	707.5	718.4 r
Canada	156	749.6	152.1	174.0	226.7	136.9	192.3 r	1,110.5	255.1	283.7	311.9	294.2	292.1 r
China,P.R.: Hong Kong	532	40,336.5	9,921.1	9,921.2	8,932.5	10,474.3	11,080.8 r	2,652.4	607.3	762.3	662.9	609.1	652.5 r
China,P.R.: Macao	546	115.3	24.9	29.2	26.1	28.9	39.1 r	13.2	4.2	1.7	1.0	3.9	2.4 r
Czech Republic	935	464.1	125.0	112.2	95.8	65.8	77.1 r	291.3	74.7	70.1	67.3	74.3	78.2 r
Denmark	128	250.6	39.6	59.5	43.5	66.0	97.1 r	470.1	112.5	109.4	95.3	97.9	94.6 r
Iceland	176	1.4	0.4	0.3	1.4	0.2	5.9 r	3.9	0.7	0.3	0.5	0.5	0.5 r
Israel	436	481.1	117.9	114.1	141.0	175.0	236.1 r	740.0	176.3	174.8	148.6	154.5	172.8 r
Japan	158	15,280.8	3,744.4	3,989.0	3,620.2	3,658.2	3,915.7 r	18,589.4	4,581.9	4,571.5	4,360.4	5,369.3	4,996.0 r
Korea, Republic of	542	14,510.5	3,487.8	3,277.9	3,604.3	3,743.2	3,291.3 r	18,192.8	4,860.6	4,324.4	4,258.4	4,312.0	4,656.9 r
New Zealand	196	1,730.9	365.9	398.9	341.1	340.2	361.4 r	721.5	168.0	172.5	137.3	155.0	111.2 r
Norway	142	338.6	89.5	86.4	66.3	1,328.3	68.8 r	1,407.9	339.1	372.0	250.2	196.4	271.1 r
Sweden	144	137.3	29.1	42.8	39.7	36.8	62.2 r	1,127.6	296.6	293.6	252.2	271.3	206.7 r
Switzerland	146	1,719.6	320.5	438.1	894.1	996.2	673.4 r	3,760.5	815.1	1,145.0	899.2	905.2	941.7 r
Taiwan Prov.of China	528	14,449.0	3,539.0	3,624.5	2,840.9	3,571.1	3,985.1 r	24,669.7	6,241.3	6,153.2	5,416.2	5,352.0	6,021.2 r
United Kingdom	112	3,316.3	815.6	966.5	716.9	746.4	838.4 r	5,584.0	1,349.1	1,464.4	1,412.9	1,413.8	1,325.2 r
United States	111	24,115.5	6,232.2	5,906.5	5,263.5	6,228.8	5,617.9 r	33,370.9	8,183.5	8,252.5	7,175.2	7,916.5	7,513.4 r
<b>Emerg. &amp; Dev. Economies</b>	<b>200</b>	<b>197,906.4</b>	<b>48,779.4</b>	<b>46,905.0</b>	<b>40,302.3</b>	<b>44,261.1</b>	<b>44,551.0</b>	<b>151,841.6</b>	<b>39,060.0</b>	<b>35,105.6</b>	<b>32,083.1</b>	<b>35,746.0</b>	<b>36,034.8</b>
<b>Emerg. &amp; Dev. Asia</b>	<b>505</b>	<b>171,425.1</b>	<b>42,189.7</b>	<b>41,705.5</b>	<b>35,944.1</b>	<b>39,154.1</b>	<b>38,524.5</b>	<b>112,664.0</b>	<b>28,455.4</b>	<b>27,480.3</b>	<b>24,747.6</b>	<b>27,464.0</b>	<b>27,340.0</b>
American Samoa	859	39.7	5.6	3.1	7.5	6.9	12.1 r	0.4	0.0	0.4	0.2	0.1	0.0 r
Bangladesh	513	2,283.1	501.1	553.1	522.2	674.4	601.8 r	152.4	38.7	34.7	40.9	51.9	75.6 r
Bhutan	514	11.0	2.0	5.9	2.3	6.4	2.8 r	0.1	0.0	0.0	0.0	0.0	0.0 r
Brunei Darussalam	516	1,556.6	393.1	289.8	177.4	187.3	175.6 r	138.2	35.1	35.2	10.8	29.0	10.9 r
Cambodia	522	961.4	187.1	252.9	208.3	205.7	153.2 r	155.5	33.6	41.8	288.8	720.9	320.2 r
China,P.R.: Mainland	924	48,253.9	11,828.3	12,509.8	9,426.1	10,329.9	10,564.1 r	42,191.3	10,655.6	11,008.0	9,275.6	9,998.1	9,769.8 r
Fiji	819	178.5	54.9	37.6	37.8	68.0	65.8 r	3.7	0.6	1.0	0.9	0.9	1.1 r
F.T. French Polynesia	887	107.1	14.4	27.8	13.8	11.2	24.1 r	4.4	0.4	0.1	1.2	0.2	0.2 r
F.T. New Caledonia	839	127.8	25.7	40.0	29.1	37.9	72.0 r	1.2	0.1	0.1	0.9	0.1	0.1 r
Guam	829	275.5	68.3	73.5	49.7	57.2	56.9 r	1.1	0.2	0.3	0.3	0.1	0.1 r
India	534	10,691.2	2,706.0	2,512.6	2,335.1	2,612.5	2,417.9 r	5,794.3	1,367.3	1,169.6	1,295.8	1,386.8	1,424.1 r
Indonesia	536	28,906.1	7,256.1	6,515.8	5,988.7	6,392.4	6,674.0 r	14,376.5	3,636.7	3,358.5	3,300.8	3,538.6	3,315.4 r
Kiribati	826	5.7	1.3	1.3	1.4	1.0	0.7 r	0.0	....	0.0	....	....	....
Lao People's Dem.Rep	544	245.7	72.3	49.9	12.3	11.1	7.0 r	13.4	2.3	3.8	1.1	2.7	0.8 r
Malaysia	548	37,840.6	9,722.1	9,029.2	8,209.3	9,270.9	8,444.2 r	33,142.6	8,485.8	7,907.3	7,009.2	8,074.5	8,421.8 r
Maldives	556	224.0	52.7	60.5	59.3	53.4	59.5 r	0.7	0.2	0.2	0.1	0.4	0.4 r
Mongolia	948	44.9	9.2	14.6	8.0	12.7	13.0 r	1.4	0.5	0.4	0.1	0.3	0.3 r
Myanmar	518	2,452.5	528.3	695.6	686.7	504.0	532.9 r	123.9	32.3	18.2	28.3	17.2	58.8 r

# Singapore (576)

In Millions of U.S. Dollars

		Exports (FOB)						Imports (CIF)					
		2015	2015Q3	2015Q4	2016Q1	2016Q2	2016Q3	2015	2015Q3	2015Q4	2016Q1	2016Q2	2016Q3
Nauru	836	0.3	0.1	0.1	0.3	0.2	0.5 r	0.0	0.0	0.0	0.0	0.0	0.0 r
Nepal	558	72.6	15.5	20.9	13.7	17.5	24.7 r	5.2	1.2	1.5	2.4	1.2	1.3 r
Palau	565	4.7	1.3	0.9	0.5	0.8	0.4 r	0.0	....	0.0	....	....	0.0 r
Papua New Guinea	853	623.0	170.7	99.9	99.0	91.7	88.9 r	217.2	12.3	24.7	52.1	100.2	82.1 r
Philippines	566	6,416.9	1,546.9	1,686.9	1,502.5	1,611.9	1,640.5 r	4,531.5	1,168.4	1,158.1	1,174.0	1,116.4	1,306.9 r
Samoa	862	21.4	6.2	1.1	6.4	8.1	11.2 r	0.1	0.1	0.0	0.0	0.0	0.0 r
Solomon Islands	813	26.1	5.7	5.2	6.0	14.8	8.9 r	0.2	0.1	0.0	0.0	....	0.0 r
Sri Lanka	524	1,380.6	359.1	328.4	273.0	381.0	321.2 r	106.8	19.9	23.1	18.7	20.2	27.3 r
Thailand	578	13,807.0	3,391.7	3,358.3	3,221.3	3,303.7	3,196.0 r	7,783.2	1,962.9	1,773.5	1,576.5	1,595.8	1,710.8 r
Timor-Leste	537	149.7	23.0	19.9	9.9	10.3	10.2 r	297.4	95.3	118.7	3.7	0.7	0.1 r
Tonga	866	2.3	1.1	0.3	0.5	3.5	0.6 r	0.0	....	0.0	0.0	0.0	....
Tuvalu	869	16.3	2.8	4.3	3.0	3.7	6.1 r	0.1	....	....	0.0	0.1	0.1 r
Vanuatu	846	43.4	6.1	8.3	4.7	4.3	10.7 r	1.2	0.0	1.2	0.0	0.1	0.3 r
Vietnam	582	12,666.6	2,682.6	3,043.3	2,708.9	2,808.7	2,839.0 r	3,602.4	900.6	795.6	661.2	805.1	809.8 r
Asia n.s.	598	1,989.2	548.5	454.6	319.6	451.2	488.0 r	17.6	5.0	4.2	3.7	2.1	1.8 r
<b>Europe</b>	<b>170</b>	<b>1,870.7</b>	<b>617.1</b>	<b>394.7</b>	<b>364.1</b>	<b>417.8</b>	<b>828.9</b>	<b>7,095.2</b>	<b>1,560.9</b>	<b>1,017.0</b>	<b>1,253.5</b>	<b>1,011.6</b>	<b>1,178.0</b>
<b>Emerg. &amp; Dev. Europe</b>	<b>903</b>	<b>1,132.5</b>	<b>318.7</b>	<b>279.6</b>	<b>271.1</b>	<b>276.5</b>	<b>292.7</b>	<b>1,691.6</b>	<b>568.2</b>	<b>279.1</b>	<b>620.1</b>	<b>420.7</b>	<b>541.4</b>
Albania	914	0.5	0.2	0.0	0.1	0.1	0.1 r	0.2	0.0	0.0	0.1	0.1	0.3 r
Bosnia and Herzegovina	963	1.0	0.4	0.2	0.4	0.4	0.0 r	2.1	0.6	0.6	0.6	0.4	0.4 r
Bulgaria	918	21.1	6.1	5.6	7.5	2.7	9.6 r	293.6	130.4	18.0	29.8	32.6	110.7 r
Croatia	960	26.6	11.2	3.6	3.2	7.5	2.9 r	7.7	1.6	1.4	2.0	11.1	13.7 r
Faroe Islands	816	1.8	0.4	0.1	0.2	0.4	0.0 r	0.9	0.0	0.6	0.5	0.3	0.3 r
Gibraltar	823	67.5	28.0	7.7	8.2	11.3	9.1 r	3.1	0.0	0.0	0.0	0.0	0.0 r
Hungary	944	265.8	68.8	75.6	72.2	68.1	87.0 r	266.9	72.0	64.5	309.5	90.0	63.0 r
Macedonia, FYR	962	2.7	0.7	0.6	0.5	0.3	0.5 r	0.6	0.1	0.1	0.1	0.1	0.1 r
Montenegro	943	1.7	0.5	0.9	0.2	0.2	1.1 r	1.1	0.2	0.7	0.1	0.1	0.3 r
Poland	964	201.9	44.8	51.1	44.3	53.7	58.9 r	408.7	124.8	83.6	123.9	96.6	208.1 r
Romania	968	54.4	12.8	13.3	14.5	20.0	16.7 r	75.2	20.1	18.5	20.5	21.5	21.8 r
Serbia, Republic of	942	5.4	1.4	0.9	0.3	0.9	0.2 r	40.8	11.3	11.2	10.2	8.5	11.8 r
Turkey	186	482.2	143.5	120.0	119.6	110.8	106.5 r	590.8	207.1	79.8	123.0	159.5	111.0 r
<b>CIS</b>	<b>901</b>	<b>737.8</b>	<b>298.2</b>	<b>114.9</b>	<b>92.9</b>	<b>141.2</b>	<b>536.2</b>	<b>5,403.3</b>	<b>992.6</b>	<b>737.9</b>	<b>633.4</b>	<b>590.9</b>	<b>636.5</b>
Armenia	911	1.1	0.0	0.1	0.1	0.2	0.1 r	2.4	0.5	1.0	0.6	0.6	0.4 r
Azerbaijan, Rep. of	912	195.8	168.0	5.4	5.0	7.0	14.0 r	0.2	0.1	0.0	0.2	0.1	0.1 r
Belarus	913	3.6	1.9	0.4	0.2	0.3	0.7 r	130.8	41.0	14.4	12.9	0.4	0.4 r
Georgia	915	30.5	8.6	9.6	3.1	4.7	6.3 r	4.9	1.2	1.3	1.5	2.7	0.7 r
Kazakhstan	916	33.3	5.8	4.3	3.1	4.3	3.0 r	32.4	1.3	0.6	0.2	0.2	0.0 r
Kyrgyz Republic	917	2.6	0.1	0.4	0.2	0.1	0.5 r	0.0	0.0	0.0	0.0	0.1	0.0 r
Moldova	921	0.7	0.2	0.2	0.0	0.1	0.3 r	0.4	0.1	0.1	0.1	0.1	0.2 r
Russian Federation	922	440.9	107.8	90.3	76.4	118.2	496.7 r	5,174.0	946.3	717.6	614.5	568.8	631.9 r
Tajikistan	923	0.2	0.0	0.1	0.3	0.0	0.0 r	0.0	0.0	0.0	0.0	....	0.0 r
Turkmenistan	925	18.9	4.1	1.9	0.6	3.4	3.6 r	0.5	0.1	0.3	0.0	0.0	0.2 r
Ukraine	926	8.1	1.2	2.0	2.7	2.6	1.6 r	57.6	2.1	2.4	3.3	18.0	2.5 r
Uzbekistan	927	2.2	0.5	0.3	1.1	0.3	9.6 r	0.1	0.0	0.0	0.0	0.0	0.2 r
Europe n.s.	884	0.4	0.1	0.1	0.0	0.0	0.0 r	0.4	0.1	0.0	0.0	0.0	0.1 r
<b>Mid East, N Africa, Pak</b>	<b>440</b>	<b>9,124.5</b>	<b>1,964.8</b>	<b>2,116.3</b>	<b>1,707.9</b>	<b>1,738.1</b>	<b>1,796.4</b>	<b>24,582.2</b>	<b>7,158.6</b>	<b>5,066.3</b>	<b>4,317.1</b>	<b>5,494.9</b>	<b>6,064.0</b>
Afghanistan, I.R. of	512	15.9	3.6	3.5	5.6	3.8	3.8 r	0.2	0.0	0.0	0.3	0.1	0.2 r
Algeria	612	46.3	10.3	22.8	10.0	5.4	8.2 r	39.9	7.0	0.0	0.1	19.1	18.7 r
Bahrain, Kingdom of	419	151.7	29.5	46.0	18.8	26.3	25.5 r	198.3	45.4	42.2	4.0	54.9	23.0 r
Djibouti	611	27.0	3.8	12.7	11.3	4.6	2.4 r	0.7	0.0	0.6	0.3	0.2	0.1 r
Egypt	469	332.9	87.4	67.8	69.6	103.3	66.8 r	161.4	39.2	42.6	25.6	22.0	5.6 r
Iran, I.R. of	429	115.4	29.6	19.8	14.2	17.9	37.1 r	9.7	2.0	2.8	43.2	143.3	189.1 r
Iraq	433	69.6	14.5	10.1	19.1	29.2	21.6 r	1,004.9	111.9	59.7	96.3	108.7	102.4 r
Jordan	439	86.0	7.8	51.6	5.6	7.7	17.8 r	14.1	2.4	5.2	7.6	4.8	2.5 r
Kuwait	443	175.8	47.2	45.9	40.7	44.2	42.7 r	2,673.2	697.0	599.3	392.7	611.3	840.3 r
Lebanon	446	51.9	15.8	13.6	10.4	8.2	7.2 r	7.1	0.1	1.2	0.5	0.3	2.1 r
Libya	672	20.7	6.2	5.1	4.1	2.0	2.5 r	65.7	20.5	0.0	....	22.7	20.5 r
Mauritania	682	4.1	1.1	1.4	0.7	0.6	2.0 r	0.2	0.1	0.2	0.1	0.0	0.0 r
Morocco	686	127.2	31.8	23.8	28.3	29.5	32.8 r	114.6	28.6	23.9	24.1	29.7	29.3 r
Oman	449	238.8	44.5	87.7	74.1	50.3	75.1 r	293.0	182.8	46.6	80.6	36.2	19.1 r
Pakistan	564	1,086.2	202.1	190.0	190.3	203.7	200.5 r	234.2	53.7	33.5	33.6	13.6	11.6 r



# Singapore (576)

In Millions of U.S. Dollars

		Exports (FOB)						Imports (CIF)					
		2015	2015Q3	2015Q4	2016Q1	2016Q2	2016Q3	2015	2015Q3	2015Q4	2016Q1	2016Q2	2016Q3
Qatar	453	191.3	50.8	47.4	32.0	34.0	35.4 r	3,635.7	1,159.5	886.4	406.9	843.6	842.0 r
Saudi Arabia	456	1,027.4	235.6	267.5	191.6	211.2	236.7 r	7,939.0	2,641.8	1,609.8	1,978.8	1,909.7	1,779.6 r
Somalia	726	0.7	0.5	0.0	....	0.3	0.3 r	0.3	0.1	0.2	0.2	0.3	....
Sudan	732	7.4	1.3	1.5	0.8	1.6	3.9 r	0.4	0.1	0.0	0.4	0.0	0.1 r
Syrian Arab Republic	463	9.2	1.8	2.7	1.5	1.7	2.5 r	0.1	0.0	0.1	0.1	0.0	0.0 r
Tunisia	744	23.6	12.1	4.8	5.9	4.8	6.9 r	15.5	3.2	2.5	4.4	3.4	3.9 r
United Arab Emirates	466	5,276.3	1,125.8	1,178.3	969.7	941.9	961.5 r	8,172.8	2,162.9	1,709.0	1,217.0	1,670.7	2,173.1 r
Yemen, Republic of	474	39.2	1.8	12.3	3.8	5.8	3.3 r	1.4	0.2	0.5	0.3	0.2	0.7 r
<b>Sub-Saharan Africa</b>	<b>603</b>	<b>5,538.4</b>	<b>1,532.1</b>	<b>839.9</b>	<b>631.0</b>	<b>755.5</b>	<b>792.7</b>	<b>1,463.9</b>	<b>295.9</b>	<b>249.8</b>	<b>656.0</b>	<b>482.0</b>	<b>304.7</b>
Angola	614	425.2	88.0	18.2	23.2	21.1	13.3 r	1.9	0.4	0.8	78.7	0.9	0.1 r
Benin	638	18.1	4.3	3.6	2.1	3.4	3.2 r	0.5	0.1	....	0.2	0.0	....
Botswana	616	29.6	0.6	0.6	16.1	4.7	1.9 r	314.2	80.9	30.6	262.9	125.8	79.0 r
Burkina Faso	748	2.9	1.1	0.4	0.5	0.4	0.1 r	0.4	0.0	0.0	0.1	0.1	0.0 r
Burundi	618	0.5	0.3	0.0	0.0	0.0	....	0.0	0.0	0.0	....	....	0.0 r
Cabo Verde	624	0.4	0.2	0.0	3.0	0.4	0.0 r	0.9	0.9	0.0	0.1	0.0	0.0 r
Cameroon	622	14.4	2.4	3.7	2.9	3.4	1.9 r	43.1	5.8	11.1	6.6	9.6	7.4 r
Central African Rep.	626	0.1	0.0	0.0	....	0.0	0.0 r	0.1	0.0	0.0	0.1	0.1	0.1 r
Chad	628	1.3	0.1	0.5	0.0	0.0	0.2 r	0.3	....	0.2	0.0	0.1	0.0 r
Comoros	632	2.0	0.0	0.6	0.2	0.5	0.2 r	2.3	0.3	1.5	1.2	1.2	0.8 r
Congo, Dem. Rep. of	636	9.4	2.4	2.4	2.2	2.5	2.1 r	0.8	0.1	0.1	0.0	0.0	0.1 r
Congo, Republic of	634	31.0	8.1	6.3	3.2	2.8	3.9 r	2.1	0.4	0.7	2.3	0.8	0.6 r
Côte d'Ivoire	662	36.9	6.5	5.0	5.5	3.5	4.6 r	16.2	8.5	3.3	6.3	4.0	1.8 r
Equatorial Guinea	642	6.8	0.6	1.6	1.1	0.7	0.6 r	312.8	28.6	23.7	45.9	....	0.0 r
Eritrea	643	6.6	....	....	0.0	0.0	0.0 r	0.0	0.0	0.0	0.0	0.0	0.0 r
Ethiopia	644	20.9	2.5	1.6	4.7	6.7	9.9 r	3.3	0.4	1.4	1.1	4.8	3.1 r
Gabon	646	23.5	6.2	5.0	3.0	2.5	1.8 r	24.9	2.1	0.0	0.1	0.3	3.8 r
Gambia, The	648	0.6	0.1	0.2	0.2	0.1	0.3 r	0.0	....	0.0	0.0	0.1	....
Ghana	652	65.1	17.2	14.0	15.2	14.2	16.7 r	118.0	22.0	22.9	40.9	44.0	30.5 r
Guinea	656	7.7	0.7	1.5	0.7	44.5	0.3 r	0.2	0.0	0.0	0.1	0.0	0.0 r
Guinea-Bissau	654	0.1	0.0	0.0	0.0	0.1	0.0 r	0.7	....	....	....	0.4	....
Kenya	664	79.9	26.0	10.0	15.3	10.3	13.2 r	6.4	2.5	1.2	1.8	1.6	2.5 r
Lesotho	666	1.0	0.0	0.2	0.2	0.3	0.2 r	0.0	0.0	0.0	0.0	0.0	0.0 r
Liberia	668	2,441.9	624.9	518.3	336.6	446.4	508.9 r	0.0	0.0	0.0	0.1	0.1	0.2 r
Madagascar	674	45.6	28.6	4.4	3.9	5.5	4.4 r	29.4	3.0	10.3	37.4	36.6	3.6 r
Malawi	676	1.4	0.6	0.1	0.1	0.1	0.2 r	2.4	0.3	0.9	0.5	0.6	0.4 r
Mali	678	7.6	2.2	0.4	0.7	0.4	0.1 r	0.2	0.0	0.2	0.3	0.4	0.3 r
Mauritius	684	75.4	16.3	14.8	14.2	23.2	16.8 r	10.6	3.3	2.7	3.3	2.9	2.2 r
Mozambique	688	95.4	32.6	19.9	7.4	4.5	20.9 r	8.2	0.8	0.6	1.0	1.2	0.8 r
Namibia	728	16.3	1.3	9.0	0.8	3.2	1.1 r	11.8	3.9	3.2	4.7	12.2	24.5 r
Niger	692	5.1	2.3	1.3	0.2	0.5	0.0 r	0.5	0.0	0.0	0.4	0.0	0.0 r
Nigeria	694	211.6	52.8	41.4	33.8	40.4	36.3 r	15.6	0.3	1.0	0.6	3.3	1.7 r
Rwanda	714	1.1	0.7	0.1	0.3	0.2	0.1 r	0.1	0.0	0.1	0.0	0.1	0.0 r
São Tomé & Príncipe	716	0.0	0.0	....	0.0	....	....	0.1	0.0	0.1	0.0	0.0	0.0 r
Senegal	722	11.0	2.3	3.6	3.9	4.1	1.9 r	3.0	0.3	0.4	0.1	0.6	0.8 r
Seychelles	718	97.1	16.2	9.1	7.1	5.6	7.3 r	4.7	2.2	0.2	0.2	0.4	0.1 r
Sierra Leone	724	1.9	0.5	0.4	0.3	0.2	0.2 r	0.4	0.1	0.1	0.1	0.0	0.6 r
South Africa	199	1,180.7	290.8	125.1	109.2	85.0	107.4 r	452.9	116.3	119.5	126.4	120.3	113.3 r
South Sudan, Rep. of	733	....	....	....	....	....	0.0 r	....	....	....	0.0	0.0	....
Swaziland	734	1.4	0.6	0.4	0.3	0.3	0.5 r	6.0	3.1	1.7	0.4	0.6	0.4 r
Tanzania	738	126.4	78.3	9.0	8.6	6.7	7.1 r	8.9	2.6	2.1	17.0	5.7	2.3 r
Togo	742	418.6	208.1	3.1	1.1	1.5	1.9 r	0.1	0.1	0.0	0.0	0.0	0.0 r
Uganda	746	6.4	2.8	1.8	1.4	3.1	1.4 r	19.0	3.1	3.0	1.1	7.2	5.7 r
Zambia	754	3.6	1.0	0.9	0.6	1.1	0.5 r	25.7	0.3	2.3	9.3	66.8	12.7 r
Zimbabwe	698	5.8	1.6	1.3	0.8	1.2	1.1 r	14.6	2.8	3.4	4.7	28.8	5.1 r
Africa n.s.	799	0.0	....	0.0	0.3	....	....	0.2	0.1	0.1	0.4	0.1	0.0 r
<b>Western Hemisphere</b>	<b>205</b>	<b>9,947.7</b>	<b>2,475.7</b>	<b>1,848.5</b>	<b>1,655.3</b>	<b>2,195.5</b>	<b>2,608.6</b>	<b>6,036.2</b>	<b>1,589.1</b>	<b>1,292.3</b>	<b>1,108.9</b>	<b>1,293.4</b>	<b>1,148.2</b>
Antigua and Barbuda	311	212.3	56.3	44.5	25.1	32.2	29.3 r	0.9	0.1	0.1	0.0	0.0	0.0 r
Argentina	213	118.9	27.7	26.9	32.2	60.3	54.9 r	148.4	47.2	42.8	23.4	16.4	16.9 r
Aruba	314	0.5	0.0	0.0	0.1	0.0	0.0 r	2.1	0.0	0.0	0.0	0.0	....
Bahamas, The	313	583.2	142.6	129.6	97.1	111.6	122.0 r	9.6	0.1	9.3	0.2	0.1	0.0 r

# Singapore (576)

In Millions of U.S. Dollars

		Exports (FOB)						Imports (CIF)					
		2015	2015Q3	2015Q4	2016Q1	2016Q2	2016Q3	2015	2015Q3	2015Q4	2016Q1	2016Q2	2016Q3
Barbados	316	6.3	1.6	0.6	0.9	0.7	1.7 r	0.3	0.1	0.1	0.1	0.1	0.0 r
Belize	339	7.4	2.1	1.6	1.0	0.9	0.9 r	0.6	0.2	0.3	0.2	0.2	0.0 r
Bermuda	319	134.1	25.2	23.3	21.7	20.1	17.8 r	0.0	0.0	0.0	0.0	0.0	0.2 r
Bolivia	218	3.1	0.8	0.7	3.4	2.8	0.6 r	30.3	0.0	30.2	33.4	23.2	10.1 r
Brazil	223	1,149.1	259.4	215.9	203.5	214.7	256.8 r	1,384.3	386.7	261.9	275.4	305.5	207.6 r
Chile	228	58.5	11.1	16.1	17.1	11.0	15.5 r	85.6	22.7	20.1	15.7	49.8	44.7 r
Colombia	233	77.3	20.7	16.6	19.3	14.6	57.7 r	421.2	115.2	84.0	58.0	63.1	93.6 r
Costa Rica	238	27.8	6.9	5.0	5.8	6.8	6.6 r	71.7	16.9	11.1	11.3	16.8	12.5 r
Dominica	321	6.5	2.7	1.2	0.3	0.7	2.1 r	0.2	0.1	0.0	0.0	0.0	0.0 r
Dominican Republic	243	10.1	1.8	3.1	3.0	2.6	3.3 r	34.8	8.0	7.4	6.6	12.7	18.5 r
Ecuador	248	34.3	7.2	7.2	7.5	8.4	8.6 r	7.4	3.0	1.5	1.4	25.2	2.1 r
El Salvador	253	6.1	1.8	1.2	1.2	1.5	1.4 r	2.6	0.6	1.1	1.4	1.5	2.0 r
Falkland Islands	323	....	....	....	....	....	....	....	....	....	....	....	1.3 r
Greenland	326	0.1	0.0	0.0	0.0	0.0	0.3 r	0.2	0.0	0.2	....	0.0	0.0 r
Grenada	328	0.0	....	....	0.0	0.0	0.0 r	0.0	0.0	....	0.0	0.0	0.0 r
Guatemala	258	15.2	3.2	4.2	4.0	5.2	5.6 r	10.2	1.2	1.6	3.3	1.2	2.8 r
Guyana	336	1.8	0.3	0.9	0.4	0.6	0.4 r	0.1	0.0	0.1	0.0	0.3	0.1 r
Haiti	263	1.5	0.7	0.2	0.8	0.3	0.5 r	0.2	0.1	0.1	0.1	0.1	0.2 r
Honduras	268	3.8	1.1	0.8	0.4	0.5	0.5 r	2.5	0.8	0.7	0.7	0.8	0.8 r
Jamaica	343	3.8	0.8	1.1	0.8	1.3	0.8 r	0.5	0.1	0.1	0.2	0.0	0.3 r
Mexico	273	1,432.6	503.7	275.5	234.7	340.1	316.5 r	1,917.2	472.1	382.6	442.4	457.9	487.7 r
Netherlands Antilles	353	58.6	4.2	2.2	2.3	6.8	1.0 r	38.1	26.4	0.4	27.6	10.0	33.7 r
Nicaragua	278	2.2	0.8	0.3	0.5	0.4	0.3 r	2.1	0.8	0.5	0.2	0.2	0.9 r
Panama	283	5,446.5	1,326.8	999.5	927.8	1,289.1	1,631.0 r	8.2	1.0	5.7	0.8	0.6	1.1 r
Paraguay	288	12.2	4.2	1.9	1.0	0.6	0.7 r	2.6	0.7	0.9	0.3	0.7	0.6 r
Peru	293	54.7	10.1	13.3	9.3	29.1	36.6 r	16.1	3.2	3.6	4.6	34.5	10.7 r
St. Kitts and Nevis	361	3.8	1.6	0.6	0.7	0.7	0.6 r	0.7	0.0	0.0	0.0	0.0	0.1 r
St. Lucia	362	0.0	....	0.0	....	0.0	0.0 r	0.0	....	0.0	0.0	0.0	....
St. Vincent & Grens.	364	42.9	11.5	8.8	6.6	4.9	5.2 r	0.0	0.0	0.0	0.0	0.0	....
Suriname	366	2.5	0.7	0.2	0.1	0.3	0.8 r	0.2	0.1	0.0	0.0	0.0	0.0 r
Trinidad and Tobago	369	269.9	4.0	3.9	4.4	2.9	2.5 r	42.4	18.4	23.9	0.3	3.8	0.1 r
Uruguay	298	35.6	5.1	17.3	4.6	6.7	5.1 r	16.6	2.3	2.5	3.3	1.5	3.8 r
Venezuela, Rep. Bol.	299	43.5	7.7	8.8	7.2	4.8	1.3 r	1,775.5	459.5	398.5	195.8	265.3	194.0 r
Western Hem. n.s.	399	81.1	21.2	15.6	10.8	12.1	19.7 r	2.7	1.6	0.8	2.0	1.8	1.9 r
<b>Other Countries n.i.e</b>	<b>910</b>	<b>31.2</b>	<b>1.3</b>	<b>8.6</b>	<b>8.8</b>	<b>4.0</b>	<b>0.8</b>	<b>7.4</b>	<b>1.7</b>	<b>1.7</b>	<b>3.8</b>	<b>1.7</b>	<b>1.3</b>
Cuba	928	2.8	0.3	1.5	0.5	0.2	0.3 r	6.0	1.7	1.6	3.8	1.7	1.3 r
Korea, Dem. People's Rep.	954	28.4	0.9	7.1	8.3	3.8	0.6 r	1.3	....	0.1	0.0	....	....
<b>Countries &amp; Areas n.s.</b>	<b>898</b>	<b>0.1</b>	<b>....</b>	<b>....</b>	<b>....</b>	<b>....</b>	<b>....</b>	<b>....</b>	<b>....</b>	<b>....</b>	<b>....</b>	<b>....</b>	<b>....</b>
<b>Memorandum Items</b>													
Africa	605	5,774.6	1,592.9	907.0	687.9	802.4	849.2	1,635.5	334.8	277.1	685.4	534.8	356.7
Middle East	405	7,786.3	1,698.3	1,855.8	1,455.1	1,483.8	1,535.7	24,176.2	7,066.0	5,005.4	4,253.7	5,428.4	6,000.1
European Union	998	28,746.5	6,988.2	7,087.9	6,873.7	7,403.1	8,174.5	37,773.9	9,034.3	9,599.7	9,435.9	10,315.3	8,643.0
Export earnings: fuel	080	10,875.3	2,493.9	2,264.7	1,756.6	1,799.7	2,279.4	32,310.6	8,737.2	6,393.5	5,265.8	6,405.3	6,957.9
Export earnings: nonfuel	092	340,655.0	84,135.9	82,375.8	73,472.7	82,611.5	82,359.9	264,724.5	66,036.4	65,049.2	60,130.9	65,382.0	63,654.3

# Sint Maarten (352)

In Millions of U.S. Dollars

		Exports (FOB)						Imports (CIF)					
		2015	2015Q3	2015Q4	2016Q1	2016Q2	2016Q3	2015	2015Q3	2015Q4	2016Q1	2016Q2	2016Q3
IFS World		....	....	....	....	....	....	....	....	....	....	....	....
World	001	23.1	10.9	5.4	7.5	23.5	8.9	151.5	43.6	44.4	33.6	25.9	35.6
Advanced Economies	110	18.8	10.0	4.4	6.8	22.6	8.0	146.8	43.0	43.3	31.6	24.9	35.0
Euro Area	163	18.6	10.0	4.4	6.7	5.8	8.0	135.4	41.1	39.5	28.8	22.5	32.3
Austria	122	0.0 e	0.0 e	0.0 e	0.0 e	0.0 e	0.0 e	5.7 e	4.3 e	0.2 e	0.4 e	0.3 e	0.1 e
Belgium	124	15.8 e	9.3 e	3.5 e	5.8 e	4.8 e	7.4 e	2.4 e	0.6 e	0.6 e	0.8 e	0.6 e	0.7 e
Cyprus	423	....	....	....	....	....	0.0 e	0.1 e	0.0 e	0.0 e	0.0 e	0.0 e	0.0 e
Estonia	939	0.0 e	....	....	0.0 e	0.0 e	0.0 e	9.5 e	9.5 e	....	0.0 e	....	....
Finland	172	0.0 e	0.0 e	....	....	....	0.0 e	1.0 e	0.5 e	0.5 e	0.0 e	0.3 e	4.8 e
France	132	2.1 e	0.6 e	0.7 e	0.4 e	0.7 e	0.4 e	37.7 e	7.6 e	14.2 e	10.1 e	7.6 e	6.7 e
Germany	134	0.1 e	0.0 e	0.0 e	0.0 e	0.0 e	0.0 e	9.9 e	5.0 e	1.7 e	2.1 e	1.6 e	0.9 e
Greece	174	....	....	....	....	....	....	0.2 e	0.0 e	0.1 e	0.1 e	0.0 e	0.0 e
Ireland	178	....	....	....	0.0 e	0.0 e	0.0 e	0.8 e	0.1 e	0.3 e	0.2 e	0.1 e	0.1 e
Italy	136	....	....	....	....	....	....	12.1 e	1.3 e	6.0 e	....	....	5.3 e
Latvia	941	....	....	....	....	....	0.0 e	0.1 e	0.0 e	....	0.0 e	....	0.0 e
Lithuania	946	....	....	....	....	....	....	0.0 e	....	....	0.0 e	....	....
Luxembourg	137	....	....	....	....	....	....	....	....	....	0.0 e	....	....
Netherlands	138	0.4 e	0.0 e	0.2 e	0.3 e	0.1 e	0.1 e	50.9 e	11.2 e	13.6 e	13.1 e	10.2 e	12.1 e
Portugal	182	0.0 e	....	....	....	....	....	1.1 e	0.2 e	0.7 e	0.4 e	0.2 e	0.1 e
Slovak Republic	936	0.1 e	0.1 e	....	....	....	0.0 e	0.3 e	0.1 e	0.1 e	0.2 e	0.0 e	....
Slovenia	961	0.0 e	....	0.0 e	....	....	0.0 e	0.4 e	0.0 e	0.3 e	0.0 e	0.0 e	0.0 e
Spain	184	0.0 e	0.0 e	0.0 e	0.3 e	0.2 e	0.0 e	3.1 e	0.6 e	1.2 e	1.4 e	1.4 e	1.4 e
Czech Republic	935	0.0 e	....	0.0 e	0.0 e	....	0.0 e	0.2 e	0.2 e	0.0 e	0.0 e	0.0 e	0.0 e
Denmark	128	0.1 e	0.0 e	....	0.0 e	0.0 e	0.0 e	2.0 e	0.3 e	0.7 e	0.5 e	0.4 e	0.4 e
Sweden	144	0.0 e	0.0 e	0.0 e	0.0 e	....	0.0 e	0.5 e	0.1 e	0.1 e	0.2 e	0.0 e	0.1 e
United Kingdom	112	0.1 e	0.0 e	0.0 e	0.0 e	16.8 e	0.0 e	8.8 e	1.4 e	3.1 e	2.0 e	1.9 e	2.3 e
Emerg. & Dev. Economies	200	4.3	0.9	1.1	0.7	0.9	0.9	4.7	0.6	1.1	2.0	1.0	0.6
Europe	170	1.0	0.1	0.2	0.0	0.0	0.1	2.6	0.1	0.5	1.3	0.2	0.1
Emerg. & Dev. Europe	903	1.0	0.1	0.2	0.0	0.0	0.1	2.6	0.1	0.5	1.3	0.2	0.1
Bulgaria	918	1.0 e	0.1 e	0.2 e	0.0 e	....	....	1.9 e	0.0 e	0.4 e	0.3 e	0.0 e	....
Croatia	960	....	....	....	....	0.0 e	....	0.1 e	0.1 e	0.1 e	0.0 e	0.0 e	0.0 e
Hungary	944	0.1 e	0.0 e	0.0 e	....	0.0 e	....	0.2 e	0.0 e	0.0 e	0.1 e	0.1 e	0.1 e
Poland	964	....	....	....	....	....	0.0 e	0.3 e	0.0 e	0.1 e	0.9 e	0.0 e	0.0 e
Romania	968	....	....	....	0.0 e	....	0.1 e	0.0 e	0.0 e	....	....	0.0 e	0.0 e
Mid East, N Africa, Pak	440	0.0	0.0	0.0	0.0	0.0	0.0	....	....	....	....	....	....
Pakistan	564	0.0 e	0.0 e	0.0 e	0.0 e	0.0 e	0.0 e	....	....	....	....	....	....
Western Hemisphere	205	3.3	0.8	0.9	0.7	0.9	0.8	2.1	0.5	0.6	0.7	0.8	0.5
Bahamas, The	313	0.0 e	0.0 e	0.0 e	0.0 e	0.0 e	0.0 e	....	....	....	....	....	....
Barbados	316	0.0 e	0.0 e	0.0 e	0.0 e	0.0 e	0.0 e	0.4 e	0.1 e	0.1 e	0.1 e	0.1 e	0.1 e
Belize	339	....	....	....	....	....	....	0.0 e	0.0 e	0.0 e	0.0 e	0.0 e	0.0 e
Jamaica	343	0.0 e	0.0 e	0.0 e	0.0 e	0.0 e	0.0 e	1.0 e	0.2 e	0.2 e	0.2 e	0.3 e	0.2 e
St. Kitts and Nevis	361	3.1 e	0.8 e	0.9 e	0.7 e	0.9 e	0.8 e	0.5 e	0.1 e	0.2 e	0.1 e	0.2 e	0.1 e
St. Vincent & Grens.	364	0.1 e	0.0 e	0.0 e	0.0 e	0.0 e	0.0 e	0.1 e	0.0 e	0.0 e	0.3 e	0.2 e	0.0 e
Suriname	366	....	....	....	....	....	....	0.0 e	0.0 e	0.0 e	0.0 e	0.0 e	0.0 e
Memorandum Items													
European Union	998	19.8	10.1	4.5	6.8	22.6	8.1	149.4	43.2	43.9	32.8	25.1	35.1
Export earnings: nonfuel	092	23.1	10.9	5.4	7.5	23.5	8.9	151.5	43.6	44.4	33.6	25.9	35.6

# Slovak Republic (936)

In Millions of U.S. Dollars

		Exports (FOB)						Imports (CIF)					
		2015	2015Q3	2015Q4	2016Q1	2016Q2	2016Q3	2015	2015Q3	2015Q4	2016Q1	2016Q2	2016Q3
IFS World		75,267.3	18,313.1	19,604.9	18,295.7	20,457.1	18,639.4	75,184.0	18,669.4	19,844.1	18,055.9	19,917.9	18,718.4
World	001	75,235.2	18,313.8	19,657.2	18,326.2	20,504.3	18,517.0	73,360.4	18,227.9	19,457.6	17,717.4	19,618.7	18,142.9
Advanced Economies	110	55,208.7	13,355.8	14,321.3	13,828.5	15,429.3	13,677.5	52,810.3	13,019.6	14,024.9	12,942.7	14,546.4	13,058.7
Euro Area	163	35,797.5	8,686.4	9,272.6	9,031.4	10,064.4	8,829.7	32,332.7	8,045.7	8,515.1	8,238.7	8,965.9	8,244.7
Austria	122	4,517.7	1,231.1	1,127.7	1,019.6	1,109.2	1,153.0	6,793.1	1,757.7	1,857.0	1,608.2	1,860.6	1,868.5
Belgium	124	1,014.9	222.1	246.7	289.8	303.3	257.9	1,051.5	262.0	274.0	276.8	303.4	264.0
Cyprus	423	90.6	28.5	25.8	20.7	16.4	11.4	90.7	21.4	22.8	14.0	15.2	23.5
Estonia	939	78.7	16.3	18.8	21.6	23.4	27.4	17.9	4.0	3.6	5.2	8.1	5.7
Finland	172	217.3	53.8	58.9	64.3	57.4	51.6	194.0	51.4	50.7	41.6	36.9	33.5
France	132	4,191.6	953.3	1,107.3	1,220.9	1,272.4	910.3	2,828.9	683.0	679.6	878.8	891.0	744.4
Germany	134	16,856.8	4,225.0	4,265.6	4,136.2	4,568.0	4,193.7	14,122.4	3,529.6	3,712.5	3,655.6	3,968.6	3,633.9
Greece	174	187.1	31.0	53.9	45.0	50.7	35.5	72.8	16.4	16.5	21.7	23.5	17.1
Ireland	178	141.8	21.5	54.9	49.4	35.4	19.8	170.5	33.7	57.6	44.2	45.6	41.5
Italy	136	3,398.2	729.5	883.2	871.9	1,026.3	812.2	2,602.3	630.9	650.4	618.0	713.2	603.3
Latvia	941	177.8	42.3	51.5	42.5	49.1	44.9	67.7	16.6	19.9	11.4	11.6	10.1
Lithuania	946	165.7	42.3	48.5	42.3	43.4	44.6	80.9	20.2	22.5	22.9	18.0	21.1
Luxembourg	137	84.8	18.1	22.5	22.0	23.9	21.0	113.9	26.4	33.3	27.8	27.8	21.3
Malta	181	11.6	2.2	4.4	3.7	2.8	2.8	8.5	2.0	2.9	2.8	3.6	2.1
Netherlands	138	1,836.7	450.7	524.0	446.9	572.8	600.0	1,709.7	431.0	438.1	394.7	441.0	421.5
Portugal	182	231.2	51.8	61.5	61.7	64.6	55.5	178.0	50.9	42.2	49.5	60.8	78.4
Slovenia	961	531.5	127.1	119.0	122.2	149.6	124.2	1,444.3	325.8	420.0	338.0	303.7	245.9
Spain	184	2,063.4	439.7	598.1	550.6	695.7	463.9	785.4	182.6	211.3	227.5	233.4	209.0
Australia	193	303.5	91.9	67.4	38.9	63.2	49.0	51.2	11.1	13.3	14.6	9.0	5.7
Canada	156	184.1	35.1	44.3	60.1	89.1	67.2	76.1	17.4	20.1	6.5	25.4	16.2
China,P.R.: Hong Kong	532	70.4	23.4	14.9	16.2	15.9	16.5	27.8	7.3	5.8	5.8	6.7	7.8
China,P.R.: Macao	546	0.1	0.0	0.0	0.1	0.1	0.0	0.3	0.0	0.0	0.0	0.0	....
Czech Republic	935	9,385.8	2,321.2	2,507.3	2,161.6	2,403.1	2,247.9	12,691.3	3,145.2	3,438.0	2,968.0	3,466.8	3,014.3
Denmark	128	639.1	151.2	173.0	156.7	203.0	179.2	304.8	77.6	79.2	66.0	74.0	71.3
Iceland	176	16.4	5.6	2.7	6.2	5.5	6.8	4.5	1.2	1.1	0.7	1.2	0.7
Israel	436	264.6	85.9	37.8	97.8	119.8	92.3	27.9	5.1	5.4	3.6	4.0	3.1
Japan	158	69.7	16.0	25.6	23.0	26.7	26.1	300.8	76.0	74.8	64.6	86.2	63.6
Korea, Republic of	542	117.7	28.7	28.5	43.7	53.7	27.0	4,040.7	940.5	1,140.1	880.1	979.2	848.6
New Zealand	196	36.9	11.3	8.4	6.9	5.6	8.2	0.6	0.1	0.2	0.6	0.5	0.9
Norway	142	185.9	39.7	48.6	41.2	48.3	53.5	22.5	3.5	3.4	2.5	3.8	3.5
San Marino	135	9.7	1.9	2.1	1.9	2.5	1.7	0.2	0.1	0.1	0.0	0.0	0.1
Singapore	576	40.9	11.7	8.1	9.0	8.8	5.7	33.5	7.2	8.8	4.4	7.8	9.4
Sweden	144	1,130.2	244.2	350.1	267.6	331.8	263.7	502.9	118.4	128.7	120.6	133.3	109.6
Switzerland	146	1,205.2	296.9	316.0	288.2	342.6	282.1	365.2	94.5	86.5	97.5	159.0	119.4
Taiwan Prov.of China	528	42.9	10.1	16.7	11.1	7.6	9.5	459.3	113.1	154.0	99.0	140.9	128.4
United Kingdom	112	4,081.2	1,013.4	1,059.2	1,171.6	1,130.9	1,074.0	1,142.6	260.7	259.2	270.5	388.8	342.4
United States	111	1,626.8	281.2	337.8	395.4	506.9	437.3	425.3	95.0	91.3	99.0	93.8	69.1
Emerg. & Dev. Economies	200	20,016.6	4,953.6	5,334.4	4,495.4	5,069.1	4,832.7	20,535.5	5,205.7	5,429.7	4,771.4	5,068.6	5,081.2
Emerg. & Dev. Asia	505	1,298.7	262.6	426.9	319.1	427.9	254.1	4,168.7	1,049.9	1,313.2	1,045.2	1,166.3	1,200.7
American Samoa	859	0.0	....	....	....	....	....	....	....	....	....	....	....
Bangladesh	513	0.8	0.1	0.1	0.6	0.5	0.2	70.0	18.5	15.8	19.1	21.9	16.7
Bhutan	514	0.1	....	....	0.1	....	0.6	0.0	....	....	....	....	....
Brunei Darussalam	516	0.2	0.0	0.2	0.1	0.0	0.0	....	....	....	....	....	....
Cambodia	522	0.6	0.1	0.0	0.0	0.0	0.2	19.3	6.4	5.6	4.4	3.1	5.4
China,P.R.: Mainland	924	1,130.6	219.0	380.7	275.9	379.7	212.5	3,013.4	770.3	977.7	751.7	844.1	864.6
Fiji	819	0.0	0.0	....	....	....	0.1	0.0	0.0	....	....	0.0	....
F.T. French Polynesia	887	0.2	0.0	0.1	0.0	0.0	0.1	0.0	....	0.0	....	....	....
F.T. New Caledonia	839	0.4	0.1	0.1	0.1	0.4	0.2	0.0	....	0.0	....	....	....
Guam	829	0.0	....	0.0	....	....	....	....	....	....	....	....	....
India	534	59.2	11.1	19.4	14.6	13.0	11.1	165.6	43.8	41.0	39.6	46.2	45.1
Indonesia	536	19.8	7.1	1.8	1.2	1.6	2.5	48.4	9.9	22.1	18.1	20.2	17.9
Lao People's Dem.Rep	544	0.0	....	0.0	....	0.0	0.0	....	....	....	....	....	....
Malaysia	548	26.2	7.4	6.4	7.7	8.9	5.7	350.5	68.6	119.5	90.3	82.0	80.7
Maldives	556	0.1	0.0	0.1	0.4	0.0	0.0	0.0	....	....	....	....	0.0
Micronesia	868	0.0	0.0	....	....	....	0.1	....	....	....	....	....	....
Mongolia	948	2.6	1.3	0.5	0.2	0.2	0.6	0.0	0.0	0.0	....	....	....

# Slovak Republic (936)

In Millions of U.S. Dollars

		Exports (FOB)						Imports (CIF)					
		2015	2015Q3	2015Q4	2016Q1	2016Q2	2016Q3	2015	2015Q3	2015Q4	2016Q1	2016Q2	2016Q3
Myanmar	518	1.1	0.1	0.3	0.1	0.0	0.0	0.5	0.1	0.3	0.6	0.0	0.2
Nauru	836	0.0	....	....	....	....	....	....	....	....	....	0.0	....
Nepal	558	0.5	0.1	0.0	0.1	0.2	0.0	0.0	0.0	0.0	0.0	0.0	0.0
Palau	565	0.0	0.0	0.0	0.0	0.0	0.0	0.0	....	0.0	....	....	....
Papua New Guinea	853	0.0	0.0	0.0	0.0	0.0	....	0.0	....	....	0.0	....	....
Philippines	566	10.1	3.5	1.1	0.2	0.7	0.3	30.4	7.7	12.6	8.1	7.0	4.4
Samoa	862	0.0	0.0	....	....	0.0	....	....	....	....	....	....	....
Sri Lanka	524	6.3	1.6	3.4	4.6	3.9	4.6	36.5	9.9	9.0	9.3	9.0	7.0
Thailand	578	16.7	5.5	3.5	3.2	6.5	7.2	152.1	35.8	39.2	31.5	42.3	36.9
Tonga	866	0.0	....	0.0	....	....	....	....	....	....	....	....	....
Vanuatu	846	0.0	0.0	....	0.0	0.0	....	....	....	....	....	....	....
Vietnam	582	23.0	5.5	9.1	9.8	12.0	8.1	281.8	78.8	70.4	72.6	90.4	121.6
Asia n.s.	598	0.0	0.0	0.0	0.0	0.0	....	....	....	....	0.0	....	....
<b>Europe</b>	<b>170</b>	<b>17,007.6</b>	<b>4,246.9</b>	<b>4,419.7</b>	<b>3,822.5</b>	<b>4,221.9</b>	<b>4,161.8</b>	<b>16,093.4</b>	<b>4,096.1</b>	<b>4,049.6</b>	<b>3,655.7</b>	<b>3,812.4</b>	<b>3,798.3</b>
<b>Emerg. &amp; Dev. Europe</b>	<b>903</b>	<b>14,722.2</b>	<b>3,703.2</b>	<b>3,858.2</b>	<b>3,385.4</b>	<b>3,701.9</b>	<b>3,600.4</b>	<b>11,652.5</b>	<b>2,975.5</b>	<b>3,101.0</b>	<b>2,809.1</b>	<b>3,035.2</b>	<b>2,855.2</b>
Albania	914	43.0	10.3	12.7	13.1	5.6	5.9	1.4	0.2	0.8	1.4	0.3	0.5
Bosnia and Herzegovina	963	97.2	25.6	23.6	23.1	26.3	23.6	65.4	16.0	17.7	13.5	17.0	17.4
Bulgaria	918	484.2	110.1	125.2	105.5	118.1	104.0	180.2	32.6	44.9	39.4	47.3	39.8
Croatia	960	389.5	97.5	111.0	95.9	96.3	90.7	215.2	50.1	70.7	48.4	43.2	59.6
Faroe Islands	816	0.4	0.3	0.0	0.4	0.1	0.2	....	....	....	....	....	....
Gibraltar	823	1.2	0.2	0.2	0.4	0.5	0.9	....	....	....	....	0.0	....
Hungary	944	4,303.7	1,063.6	1,132.9	948.6	1,099.6	1,168.8	4,637.6	1,211.1	1,317.1	1,085.4	1,202.3	1,106.3
Kosovo	967	20.1	4.4	5.2	6.1	3.1	2.9	1.3	0.3	0.5	0.1	1.0	0.0
Macedonia, FYR	962	56.2	12.4	13.8	11.9	15.6	14.4	62.8	15.2	17.8	12.7	15.2	10.9
Montenegro	943	32.6	8.1	9.5	5.6	4.7	6.7	0.9	0.2	0.6	0.1	0.0	0.1
Poland	964	6,430.1	1,619.6	1,693.5	1,482.3	1,544.6	1,443.5	4,675.0	1,166.0	1,199.5	1,205.6	1,248.7	1,184.5
Romania	968	1,663.2	434.9	455.7	396.7	439.8	418.5	1,028.7	276.3	229.0	233.1	268.0	261.0
Serbia, Republic of	942	322.8	85.6	79.3	75.9	84.2	102.7	257.6	64.9	72.8	74.6	92.8	92.0
Turkey	186	877.8	230.6	195.4	219.9	263.4	217.5	526.3	142.8	129.5	94.9	99.6	83.0
<b>CIS</b>	<b>901</b>	<b>2,285.4</b>	<b>543.7</b>	<b>561.6</b>	<b>437.1</b>	<b>519.9</b>	<b>561.4</b>	<b>4,440.9</b>	<b>1,120.6</b>	<b>948.6</b>	<b>846.7</b>	<b>777.2</b>	<b>943.0</b>
Armenia	911	6.7	1.1	0.9	0.2	0.5	0.3	0.0	0.0	0.0	....	0.1	0.0
Azerbaijan, Rep. of	912	28.9	8.2	8.6	7.1	8.8	5.6	1.2	1.2	0.0	0.1	1.6	2.8
Belarus	913	74.2	14.3	19.0	12.7	29.5	19.2	103.2	31.8	29.9	28.3	29.0	21.9
Georgia	915	32.2	11.8	13.3	8.6	14.6	4.8	1.3	....	0.0	0.0	0.2	0.6
Kazakhstan	916	59.9	14.1	7.1	4.7	7.0	4.9	2.7	0.4	0.5	0.8	0.7	2.9
Kyrgyz Republic	917	0.9	0.1	0.2	0.1	0.2	0.2	0.0	....	0.0	0.0	....	....
Moldova	921	27.7	6.8	8.0	5.4	5.1	5.9	18.1	5.0	5.5	4.0	2.6	2.9
Russian Federation	922	1,691.8	395.2	408.0	314.3	355.4	422.4	3,808.6	960.1	797.1	703.9	627.8	787.4
Tajikistan	923	1.1	0.0	0.9	....	0.1	1.0	0.0	....	0.0	0.0	....	....
Turkmenistan	925	3.4	1.9	0.3	0.4	0.6	0.4	....	....	....	....	....	0.1
Ukraine	926	346.2	88.7	92.3	82.2	95.8	96.1	505.6	122.1	115.6	109.4	115.1	124.0
Uzbekistan	927	12.5	1.4	2.9	1.4	2.4	0.6	0.1	0.0	0.0	0.1	0.3	0.3
Europe n.s.	884	0.1	0.0	0.0	0.0	0.1	0.0	0.0	0.0	....	0.0	0.0	0.0
<b>Mid East, N Africa, Pak</b>	<b>440</b>	<b>1,069.8</b>	<b>272.7</b>	<b>268.5</b>	<b>245.4</b>	<b>294.6</b>	<b>288.7</b>	<b>172.7</b>	<b>37.0</b>	<b>41.0</b>	<b>43.6</b>	<b>51.6</b>	<b>43.2</b>
Afghanistan, I.R. of	512	6.1	5.5	0.2	0.0	0.2	0.2	0.0	0.0	0.0	....	0.0	0.0
Algeria	612	56.4	6.3	22.1	7.9	3.9	18.9	0.0	....	....	....	....	0.0
Bahrain, Kingdom of	419	9.4	2.0	2.8	2.0	1.9	6.7	0.4	0.1	0.1	0.0	0.0	0.0
Djibouti	611	0.4	....	0.0	....	0.1	0.1	....	....	....	....	....	....
Egypt	469	208.1	48.8	54.3	52.4	64.7	59.4	45.3	9.4	9.3	10.0	12.6	10.2
Iran, I.R. of	429	20.4	5.4	6.7	4.4	9.0	4.3	7.2	1.0	2.4	3.1	2.9	2.0
Iraq	433	13.6	4.2	0.5	7.3	4.9	2.4	0.0	0.0	....	0.0	....	....
Jordan	439	13.1	1.4	1.8	13.9	5.7	7.0	2.4	0.3	1.2	0.3	0.3	0.4
Kuwait	443	72.4	20.0	15.2	10.4	14.8	15.0	0.1	0.0	0.1	0.0	0.0	0.0
Lebanon	446	39.9	9.7	8.3	6.3	16.2	10.5	0.1	0.0	0.0	0.0	0.1	0.0
Libya	672	3.3	0.3	1.2	0.4	0.1	0.3	0.0	0.0	....	0.0	....	0.0
Mauritania	682	0.1	....	0.0	0.3	0.2	0.1	....	....	....	....	....	....
Morocco	686	99.9	24.6	32.4	26.3	29.1	34.0	21.0	2.0	1.9	1.5	2.1	1.8
Oman	449	18.5	3.1	7.4	3.6	9.4	5.1	0.0	0.0	0.0	0.0	0.0	0.0
Pakistan	564	40.3	6.6	5.7	11.6	11.8	7.6	19.8	4.8	5.3	6.6	9.6	8.5
Qatar	453	21.8	6.8	4.8	3.2	5.6	7.5	0.0	0.0	0.0	0.0	0.2	0.1

# Slovak Republic (936)

In Millions of U.S. Dollars

		Exports (FOB)						Imports (CIF)					
		2015	2015Q3	2015Q4	2016Q1	2016Q2	2016Q3	2015	2015Q3	2015Q4	2016Q1	2016Q2	2016Q3
Saudi Arabia	456	147.4	42.2	34.2	29.5	38.6	32.8	3.8	1.3	1.2	0.4	0.6	0.2
Somalia	726	1.3	1.0	0.3	0.0	0.0	0.1	0.0	....	....	0.0	0.0	....
Sudan	732	2.4	0.7	0.4	1.2	1.5	0.6	....	....	....	2.0	0.6	0.3
Syrian Arab Republic	463	5.5	1.6	0.6	7.0	5.1	5.6	0.0	....	....	....	0.0	0.0
Tunisia	744	81.3	24.3	16.2	14.1	16.9	19.0	70.7	17.6	19.0	19.1	22.4	19.4
United Arab Emirates	466	198.0	56.4	53.2	38.0	52.2	43.2	1.8	0.4	0.3	0.4	0.3	0.2
West Bank and Gaza	487	8.9	1.8	0.1	5.4	2.3	7.3	0.0	....	....	....	....	....
Yemen, Republic of	474	1.1	....	0.1	0.2	0.4	1.1	0.0	0.0	....	....	....	....
<b>Sub-Saharan Africa</b>	<b>603</b>	<b>168.4</b>	<b>46.2</b>	<b>48.7</b>	<b>40.0</b>	<b>47.9</b>	<b>54.4</b>	<b>16.0</b>	<b>1.7</b>	<b>4.2</b>	<b>0.7</b>	<b>1.1</b>	<b>8.7</b>
Angola	614	1.4	0.5	0.3	0.4	1.7	2.0	0.0	....	....	....	....	0.0
Benin	638	2.9	0.7	0.8	0.4	0.1	0.2	....	....	....	....	0.0	0.0
Botswana	616	0.5	0.1	0.2	0.2	0.0	0.0	0.0	....	0.0	....	0.0	....
Burkina Faso	748	0.4	0.0	0.4	0.3	0.8	0.2	0.3	0.3	....	....	0.0	....
Burundi	618	0.1	....	....	....	....	....	....	....	....	....	....	....
Cabo Verde	624	0.0	0.0	....	0.0	0.0	....	....	....	....	....	....	....
Cameroon	622	0.7	0.2	0.2	0.1	0.5	0.7	0.0	0.0	....	....	....	0.9
Central African Rep.	626	....	....	....	0.0	0.0	....	0.0	....	....	....	....	....
Chad	628	0.3	....	0.0	....	....	....	....	....	....	....	....	....
Comoros	632	0.0	....	0.0	0.0	....	0.0	....	....	....	....	....	....
Congo, Dem. Rep. of	636	0.7	0.0	0.3	0.3	0.2	0.1	2.5	0.0	2.5	....	0.0	0.0
Congo, Republic of	634	0.4	0.2	0.1	0.1	0.1	0.2	4.9	0.0	0.6	0.0	0.0	....
Côte d'Ivoire	662	0.9	0.1	0.3	0.3	1.1	3.1	0.0	....	....	0.0	....	0.6
Equatorial Guinea	642	2.3	0.0	....	0.0	0.0	0.0	....	....	....	....	....	....
Eritrea	643	0.1	....	0.0	....	....	....	....	....	....	....	....	....
Ethiopia	644	1.9	0.3	0.8	4.6	0.4	0.8	1.2	0.2	0.2	0.1	0.3	0.1
Gabon	646	1.0	0.1	0.2	0.1	0.3	0.1	0.8	0.4	....	....	....	....
Gambia, The	648	0.0	0.0	....	0.0	....	0.1	....	....	....	....	....	....
Ghana	652	2.3	0.4	1.3	1.2	1.7	1.8	0.0	....	0.0	....	0.0	0.0
Guinea	656	1.1	0.0	1.0	0.0	0.0	0.0	....	....	....	....	0.0	....
Guinea-Bissau	654	0.0	....	0.0	....	0.0	0.0	....	....	....	....	....	....
Kenya	664	1.9	0.6	0.2	0.5	0.8	1.4	0.2	0.0	0.1	0.0	0.0	0.0
Lesotho	666	....	....	....	....	....	....	0.0	....	....	0.0	0.0	....
Liberia	668	1.1	0.5	0.5	....	0.0	0.1	....	....	....	....	0.0	....
Madagascar	674	1.7	0.4	0.5	0.4	0.4	0.4	0.1	0.0	0.0	0.0	0.0	0.1
Malawi	676	0.3	0.0	0.0	0.0	0.0	0.1	0.0	0.0	0.0	0.0	0.0	....
Mali	678	1.1	0.2	0.2	0.2	3.6	1.9	0.0	....	....	....	....	0.0
Mauritius	684	0.6	0.1	0.3	0.8	0.6	2.5	0.2	0.1	0.0	0.1	0.1	0.2
Mozambique	688	0.1	....	0.0	0.2	0.2	0.2	2.8	....	....	0.0	....	5.8
Namibia	728	2.3	1.4	0.8	0.3	0.4	0.2	0.0	....	....	....	0.0	0.0
Niger	692	0.5	....	0.1	....	0.1	....	0.0	....	....	....	....	0.0
Nigeria	694	13.1	2.3	2.6	3.5	2.9	3.7	0.0	0.0	0.0	0.0	0.0	0.3
Rwanda	714	0.4	0.0	0.0	0.0	0.0	0.0	0.0	0.0	0.0	....	0.0	....
Senegal	722	1.1	0.2	0.1	0.2	1.3	2.0	0.0	0.0	....	0.0	....	....
Seychelles	718	0.9	0.6	0.3	0.2	0.2	0.3	0.0	0.0	0.0	0.0	0.0	0.0
Sierra Leone	724	0.1	0.0	0.0	0.0	0.0	....	0.0	....	....	0.0	....	0.0
South Africa	199	119.6	36.0	33.9	24.1	29.2	31.3	2.7	0.6	0.7	0.4	0.7	0.7
South Sudan, Rep. of	733	....	....	....	....	0.0	....	....	....	....	....	0.0	....
Swaziland	734	0.5	0.2	....	0.1	0.1	0.0	....	....	....	....	....	....
Tanzania	738	0.3	0.2	0.1	0.2	0.2	0.1	0.0	....	....	0.0	0.0	0.0
Togo	742	1.1	0.2	0.2	0.3	0.6	0.5	....	....	....	....	....	....
Uganda	746	3.1	0.1	2.8	0.6	0.2	0.1	0.2	0.2	....	0.0	0.0	0.0
Zambia	754	1.3	0.4	0.1	0.2	0.1	0.1	0.0	....	0.0	....	....	....
Zimbabwe	698	0.0	....	....	0.0	0.0	0.1	0.0	....	....	0.0	0.0	....
<b>Western Hemisphere</b>	<b>205</b>	<b>472.1</b>	<b>125.2</b>	<b>170.5</b>	<b>68.4</b>	<b>76.8</b>	<b>73.7</b>	<b>84.7</b>	<b>21.0</b>	<b>21.7</b>	<b>26.2</b>	<b>37.1</b>	<b>30.3</b>
Anguilla	312	0.0	0.0	0.0	0.0	0.0	0.0	....	....	....	....	....	....
Antigua and Barbuda	311	0.0	....	....	0.0	....	0.0	....	....	....	0.0	....	....
Argentina	213	14.0	6.0	3.0	5.0	6.6	2.7	6.0	1.0	3.0	5.6	9.2	8.0
Aruba	314	0.0	....	0.0	0.0	0.0	....	....	....	....	....	....	....
Bahamas, The	313	0.1	0.1	0.0	....	0.2	0.0	....	....	....	....	....	....
Barbados	316	0.0	0.0	....	....	0.0	0.0	0.4	0.1	0.0	0.1	0.1	0.1

# Slovak Republic (936)

In Millions of U.S. Dollars

		Exports (FOB)						Imports (CIF)					
		2015	2015Q3	2015Q4	2016Q1	2016Q2	2016Q3	2015	2015Q3	2015Q4	2016Q1	2016Q2	2016Q3
Belize	339	....	....	....	....	....	....	0.0	....	0.0	....	....	0.0
Bermuda	319	....	....	....	0.0	0.0	0.0	....	....	....	....	....	....
Bolivia	218	2.0	0.2	0.3	0.8	0.6	0.0	0.0	....	....	0.0	....	....
Brazil	223	66.5	13.6	16.5	10.6	12.0	12.6	27.8	6.3	5.5	6.2	11.9	8.2
Chile	228	17.6	5.6	4.4	5.9	5.0	4.3	1.0	0.2	0.5	0.6	0.1	0.1
Colombia	233	22.8	4.3	6.9	3.6	3.8	3.3	0.1	0.0	0.1	0.0	0.0	0.0
Costa Rica	238	6.0	3.1	1.6	1.6	0.1	0.8	1.3	0.1	1.0	0.0	0.0	0.2
Curacao	354	0.1	0.0	0.1	0.1	0.1	0.1	....	....	....	....	....	....
Dominica	321	....	....	....	....	....	0.0	....	....	....	....	0.0	....
Dominican Republic	243	4.0	1.1	1.8	0.9	0.7	0.4	0.2	0.1	0.0	0.0	0.1	0.1
Ecuador	248	3.3	0.5	1.1	0.4	0.3	0.8	1.2	0.4	0.2	0.3	0.4	0.8
El Salvador	253	5.5	5.2	0.2	0.1	0.1	0.2	0.3	0.1	0.1	0.0	0.1	0.0
Falkland Islands	323	....	....	....	0.0	0.0	....	....	....	....	....	....	....
Greenland	326	0.0	....	....	....	0.0	....	....	....	....	....	....	....
Guatemala	258	7.6	2.6	2.9	1.1	0.9	1.3	0.0	0.0	0.0	0.0	0.0	0.0
Guyana	336	0.1	0.0	....	0.1	....	0.1	....	....	....	....	....	0.0
Haiti	263	0.3	0.1	0.1	0.0	0.1	0.0	0.0	0.0	0.0	0.0	0.0	0.0
Honduras	268	0.6	0.1	0.3	0.0	0.1	0.1	0.8	0.3	0.3	0.4	0.4	0.5
Jamaica	343	2.2	0.4	1.4	0.1	0.2	0.1	0.0	....	0.0	....	....	....
Mexico	273	284.4	73.0	118.0	31.6	40.0	39.7	34.9	9.7	8.8	8.1	10.3	10.4
Nicaragua	278	2.3	0.1	0.1	0.8	1.2	0.0	0.2	0.0	0.1	0.0	0.0	0.0
Panama	283	6.8	3.1	2.3	1.4	0.5	1.0	0.0	....	....	....	....	....
Paraguay	288	4.0	0.3	1.9	1.3	1.0	1.0	....	....	....	....	0.0	0.0
Peru	293	7.5	2.2	1.7	1.6	1.6	2.5	10.2	2.7	2.1	4.6	4.5	1.4
Sint Maarten	352	0.3	0.1	0.1	0.2	0.0	....	0.1	0.1	....	....	....	0.0
St. Kitts and Nevis	361	....	....	....	....	....	....	0.1	....	0.0	0.1	0.0	0.0
St. Lucia	362	....	....	....	....	....	0.0	0.0	0.0	0.0	0.0	0.0	....
Suriname	366	0.0	0.0	0.0	0.0	....	0.0	0.0	....	....	....	....	....
Trinidad and Tobago	369	0.6	0.0	0.5	0.6	0.7	0.6	0.0	....	....	....	....	0.0
Uruguay	298	0.9	0.3	0.3	0.4	0.2	0.4	0.2	0.1	0.1	0.1	0.1	0.6
Venezuela, Rep. Bol.	299	12.2	3.1	4.9	0.0	0.6	1.5	0.0	....	0.0	0.0	0.0	0.0
Western Hem. n.s.	399	0.3	0.0	0.3	0.1	0.0	0.0	0.0	0.0	....	0.1	0.0	....
<b>Other Countries n.i.e</b>	<b>910</b>	<b>9.7</b>	<b>4.3</b>	<b>1.5</b>	<b>1.1</b>	<b>2.9</b>	<b>2.7</b>	<b>0.9</b>	<b>0.2</b>	<b>0.2</b>	<b>0.1</b>	<b>0.2</b>	<b>0.1</b>
Cuba	928	9.7	4.3	1.5	1.1	2.9	2.7	0.9	0.2	0.2	0.1	0.2	0.1
Korea, Dem. People's Rep.	954	0.0	....	....	....	....	....	0.0	....	....	....	....	0.0
<b>Special Categories</b>	<b>899</b>	<b>0.0</b>	<b>....</b>	<b>....</b>	<b>....</b>	<b>....</b>	<b>0.0</b>	<b>....</b>	<b>....</b>	<b>....</b>	<b>....</b>	<b>....</b>	<b>....</b>
<b>Countries &amp; Areas n.s.</b>	<b>898</b>	<b>0.2</b>	<b>0.0</b>	<b>0.0</b>	<b>1.2</b>	<b>2.9</b>	<b>4.0</b>	<b>13.6</b>	<b>2.4</b>	<b>2.8</b>	<b>3.1</b>	<b>3.5</b>	<b>2.9</b>
<b>Memorandum Items</b>													
Africa	605	410.2	103.1	120.2	89.8	99.6	127.1	107.7	21.4	25.1	23.3	26.3	30.3
Middle East	405	781.6	203.7	191.1	184.0	230.9	208.2	61.2	12.6	14.7	14.3	16.9	13.2
European Union	998	64,304.5	15,742.1	16,880.5	15,817.8	17,431.6	15,820.0	57,711.1	14,383.7	15,281.5	14,275.6	15,838.2	14,433.5
Export earnings: fuel	080	2,406.0	577.3	589.2	443.1	523.6	582.9	3,833.0	965.1	802.6	709.1	634.5	797.0
Export earnings: nonfuel	092	72,829.3	17,736.5	19,068.0	17,883.1	19,980.7	17,934.1	69,527.3	17,262.8	18,655.0	17,008.3	18,984.3	17,345.9

# Slovenia (961)

In Millions of U.S. Dollars

		Exports (FOB)						Imports (CIF)					
		2015	2015Q3	2015Q4	2016Q1	2016Q2	2016Q3	2015	2015Q3	2015Q4	2016Q1	2016Q2	2016Q3
IFS World		26,587.0	6,536.4	6,715.5	6,680.0	7,230.6	6,809.2	25,875.6	6,319.2	6,593.7	6,345.7	6,923.5	6,588.7
World	001	31,929.5	7,814.9	8,137.7	8,016.9	8,536.6	8,107.0	29,815.0	7,281.1	7,659.7	7,333.1	7,854.2	7,519.3
Advanced Economies	110	20,432.9	4,943.0	5,180.5	5,184.3	5,379.6	5,031.4	19,436.0	4,664.6	5,016.0	4,744.0	5,154.4	4,963.9
Euro Area	163	16,730.8	4,029.8	4,199.7	4,214.3	4,363.9	4,034.7	15,731.5	3,802.5	4,079.2	3,852.4	4,255.9	4,004.5
Austria	122	2,561.4	648.1	628.7	595.8	635.5	608.0	3,037.3	721.9	791.7	747.6	757.5	733.9
Belgium	124	368.1	83.2	79.2	84.1	108.1	95.1	489.9	121.1	130.9	138.2	146.2	138.1
Cyprus	423	26.1	6.3	6.9	3.5	6.7	6.8	16.9	3.5	5.6	4.2	3.5	5.4
Estonia	939	35.1	9.5	9.4	8.4	11.1	10.3	13.2	3.8	2.7	1.9	2.8	2.0
Finland	172	56.6	15.5	11.4	13.3	15.5	15.5	68.8	17.8	20.3	19.3	21.2	17.6
France	132	1,342.0	305.2	323.8	362.3	355.2	304.4	936.7	203.3	242.1	259.4	275.1	238.7
Germany	134	6,087.0	1,508.2	1,522.0	1,550.8	1,671.6	1,591.0	4,907.7	1,209.1	1,264.2	1,233.2	1,343.7	1,254.6
Greece	174	95.1	17.7	22.2	25.3	31.2	29.1	161.6	42.6	30.2	35.1	18.8	34.3
Ireland	178	39.4	15.2	9.7	13.6	16.4	12.7	68.3	13.9	28.2	22.2	36.4	24.9
Italy	136	3,382.9	797.6	866.7	863.8	855.5	812.0	4,108.5	1,009.1	1,031.7	916.8	1,137.7	1,027.1
Latvia	941	39.6	8.5	12.0	15.5	15.0	12.0	9.4	2.1	2.2	3.0	2.4	2.1
Lithuania	946	85.1	20.0	21.9	20.0	16.8	15.4	44.7	10.0	10.3	10.4	11.6	11.1
Luxembourg	137	22.6	5.0	5.5	5.2	6.1	5.6	53.8	13.3	15.3	14.0	14.5	12.7
Malta	181	8.6	2.1	2.9	2.0	3.0	2.2	9.5	3.1	2.4	1.7	2.3	1.1
Netherlands	138	519.0	112.4	126.1	143.7	147.2	116.6	912.2	228.4	241.4	234.0	242.8	273.2
Portugal	182	73.2	17.7	17.7	20.5	20.8	18.9	49.2	13.0	14.7	12.3	14.8	12.0
Slovak Republic	936	1,496.7	349.9	406.6	333.6	288.8	254.7	389.1	97.2	98.9	100.2	116.5	119.3
Spain	184	492.5	107.7	127.0	152.9	159.3	124.2	454.7	89.3	146.5	98.8	107.9	96.5
Australia	193	83.4	23.3	18.0	18.3	21.5	28.5	2.2	0.9	0.4	1.1	0.9	0.8
Canada	156	79.0	21.3	24.7	16.4	21.6	26.2	35.6	6.5	6.9	15.9	40.6	20.3
China,P.R.: Hong Kong	532	44.5	8.6	10.5	17.3	15.6	14.5	5.1	1.4	1.3	1.2	2.3	3.1
China,P.R.: Macao	546	6.8	0.3	3.7	1.0	2.9	0.2	1.5	....	0.0	0.1	0.0	0.0
Czech Republic	935	906.1	225.1	234.9	225.9	241.2	232.7	696.2	177.7	178.3	174.1	180.9	165.2
Denmark	128	298.1	72.7	78.4	77.0	83.5	82.0	88.2	22.9	23.3	25.3	22.4	21.8
Iceland	176	3.0	0.8	0.6	0.5	0.9	1.3	0.2	0.0	0.1	0.2	0.0	0.0
Israel	436	77.2	19.1	23.8	21.6	22.6	24.0	175.5	23.0	45.9	90.0	41.0	36.8
Japan	158	63.1	12.0	29.5	23.7	28.3	41.2	85.2	23.2	16.0	23.2	20.0	22.8
Korea, Republic of	542	78.4	19.7	17.6	22.2	22.1	19.6	1,070.7	254.0	222.4	229.5	241.1	276.5
New Zealand	196	7.5	2.6	2.0	1.3	1.7	2.4	0.7	0.2	0.4	0.1	0.4	0.1
Norway	142	75.6	21.3	19.8	14.5	23.5	20.8	29.4	6.9	1.1	1.2	1.1	1.3
San Marino	135	9.8	2.0	2.6	2.0	2.6	1.9	2.9	0.5	1.0	0.6	0.8	0.8
Singapore	576	31.4	7.9	9.8	7.2	6.2	6.0	8.5	1.0	5.3	1.2	2.1	2.0
Sweden	144	275.6	66.8	66.1	77.3	83.4	80.7	158.5	45.3	39.3	37.3	43.5	39.9
Switzerland	146	460.2	118.6	122.2	124.6	128.9	112.2	362.3	83.6	83.2	79.2	108.2	84.0
Taiwan Prov.of China	528	27.8	6.5	8.7	9.2	10.4	5.7	141.0	27.1	47.3	29.0	21.5	24.6
United Kingdom	112	604.6	149.9	152.6	166.3	155.7	152.2	389.4	92.3	111.7	99.2	103.3	101.7
United States	111	569.9	134.7	155.5	143.6	143.1	144.6	451.5	95.6	152.9	83.2	68.3	157.7
Vatican	187	0.0	....	....	....	....	0.0	0.0	0.0	0.0	....	0.0	0.0
Emerg. & Dev. Economies	200	11,481.1	2,867.8	2,953.1	2,831.1	3,155.2	3,074.2	10,199.7	2,562.1	2,615.1	2,569.1	2,677.9	2,542.3
Emerg. & Dev. Asia	505	570.0	124.8	161.0	179.7	213.9	219.5	2,239.6	554.4	566.0	622.7	449.9	466.7
Bangladesh	513	18.2	5.0	5.3	7.1	7.5	5.2	33.7	9.3	8.8	11.6	6.4	10.4
Brunei Darussalam	516	0.0	0.0	....	0.0	0.0	....	....	....	....	....	0.0	....
Cambodia	522	2.0	0.6	0.9	0.5	0.2	0.6	6.0	1.8	1.5	2.7	2.4	0.8
China,P.R.: Mainland	924	325.4	73.2	93.7	108.6	130.6	139.3	1,618.4	387.4	422.5	443.3	341.1	361.1
Fiji	819	0.0	....	0.0	0.0	....	....	0.0	....	0.0	0.0	....	....
F.T. French Polynesia	887	0.4	0.1	0.1	0.1	0.1	0.1	0.0	....	....	....	....	....
F.T. New Caledonia	839	0.9	0.5	0.0	0.1	0.0	0.1	....	....	....	....	....	....
Guam	829	0.0	....	0.0	....	....	....	....	....	....	....	....	....
India	534	92.4	21.3	20.0	25.2	27.4	29.4	302.5	97.5	60.2	90.9	51.6	53.0
Indonesia	536	10.6	1.5	4.2	3.0	2.7	2.3	59.3	7.0	19.4	22.4	18.2	11.0
Lao People's Dem.Rep	544	0.1	0.1	0.0	0.0	0.2	0.2	0.4	0.2	0.0	....	....	0.0
Malaysia	548	16.1	3.2	6.0	4.5	6.8	7.6	98.6	18.4	27.0	17.8	3.0	4.1
Maldives	556	0.4	0.1	0.1	0.1	0.1	0.2	....	....	....	....	0.0	....
Marshall Islands	867	0.0	....	0.0	....	0.0	0.0	....	....	....	....	....	....
Mongolia	948	11.9	1.8	2.8	2.5	2.7	2.9	....	....	....	....	0.0	0.0
Myanmar	518	0.7	....	0.2	0.1	0.1	0.2	0.8	0.3	0.1	0.5	0.1	0.8



# Slovenia (961)

In Millions of U.S. Dollars

		Exports (FOB)						Imports (CIF)					
		2015	2015Q3	2015Q4	2016Q1	2016Q2	2016Q3	2015	2015Q3	2015Q4	2016Q1	2016Q2	2016Q3
Nepal	558	1.2	0.0	0.0	0.0	0.0	0.2	0.3	0.0	0.0	0.0	0.1	0.0
Papua New Guinea	853	1.3	....	....	0.0	0.0	....	0.0	....	0.0	0.1	0.0	....
Philippines	566	12.5	1.5	7.9	3.0	2.9	4.7	33.8	9.4	7.6	6.7	6.8	6.1
Solomon Islands	813	....	....	....	....	....	....	0.1	0.0	....	0.0	....	....
Sri Lanka	524	3.8	1.2	0.6	0.8	1.6	1.5	3.7	0.8	1.1	1.5	0.8	1.5
Thailand	578	31.1	6.6	8.2	8.5	12.5	9.6	36.7	10.6	10.0	7.4	12.0	8.8
Timor-Leste	537	....	....	....	....	0.0	....	....	....	....	....	....	....
Tonga	866	....	....	....	....	....	....	0.0	0.0	....	....	....	....
Vanuatu	846	0.3	0.3	....	0.0	....	....	....	....	....	....	....	....
Vietnam	582	40.3	7.6	10.9	15.7	18.2	15.3	45.3	11.7	7.7	17.9	7.4	9.1
Asia n.s.	598	0.1	0.1	0.0	....	0.1	....	0.0	....	0.0	....	0.0	0.0
<b>Europe</b>	<b>170</b>	<b>9,761.4</b>	<b>2,475.4</b>	<b>2,495.1</b>	<b>2,375.0</b>	<b>2,664.7</b>	<b>2,574.5</b>	<b>6,887.8</b>	<b>1,706.1</b>	<b>1,791.3</b>	<b>1,708.2</b>	<b>1,940.7</b>	<b>1,835.7</b>
<b>Emerg. &amp; Dev. Europe</b>	<b>903</b>	<b>8,358.7</b>	<b>2,121.1</b>	<b>2,133.7</b>	<b>2,117.2</b>	<b>2,375.6</b>	<b>2,252.2</b>	<b>6,525.2</b>	<b>1,621.4</b>	<b>1,696.1</b>	<b>1,600.1</b>	<b>1,842.6</b>	<b>1,771.6</b>
Albania	914	50.0	12.4	14.6	14.3	14.5	18.2	1.7	0.3	0.9	0.4	0.7	0.8
Bosnia and Herzegovina	963	899.8	228.7	227.3	219.8	265.4	261.9	787.6	196.4	196.4	210.5	227.5	215.0
Bulgaria	918	198.4	47.8	50.6	57.5	63.6	55.9	104.2	24.4	28.9	30.1	28.2	25.2
Croatia	960	2,148.2	567.6	546.6	548.7	668.7	618.6	1,518.9	390.6	397.9	357.0	444.3	416.8
Faroe Islands	816	0.4	0.1	0.1	0.0	0.3	0.2	....	....	....	....	....	....
Gibraltar	823	0.0	0.0	0.0	0.1	0.0	0.0	0.0	....	....	....	....	0.1
Hungary	944	1,392.2	351.3	331.9	362.8	392.1	356.2	1,124.9	278.7	270.4	271.1	302.1	268.8
Kosovo	967	138.3	40.2	36.0	30.9	40.9	39.1	2.7	1.4	0.5	0.7	0.9	0.8
Macedonia, FYR	962	226.4	61.3	61.9	56.4	58.1	66.6	92.1	21.9	29.5	23.6	28.6	27.8
Montenegro	943	119.1	31.5	31.1	27.3	40.4	35.2	10.8	1.5	3.7	2.9	3.3	4.2
Poland	964	1,236.0	296.9	324.3	311.6	311.1	307.9	691.3	183.2	177.8	174.2	207.4	187.5
Romania	968	466.9	113.6	134.7	137.8	120.8	124.4	353.0	87.1	76.4	86.0	94.0	74.5
Serbia, Republic of	942	1,100.2	279.1	293.5	272.9	322.0	294.2	636.9	156.5	165.4	165.1	194.1	200.3
Turkey	186	382.7	90.5	81.0	77.0	77.6	73.7	1,201.2	279.3	348.3	278.7	311.6	349.8
<b>CIS</b>	<b>901</b>	<b>1,402.5</b>	<b>354.3</b>	<b>361.4</b>	<b>257.8</b>	<b>289.1</b>	<b>322.3</b>	<b>362.6</b>	<b>84.7</b>	<b>95.2</b>	<b>108.1</b>	<b>98.1</b>	<b>64.0</b>
Armenia	911	13.8	2.0	2.4	2.0	2.4	1.7	0.1	....	0.0	0.0	0.0	0.0
Azerbaijan, Rep. of	912	34.9	5.2	7.8	4.1	7.1	5.2	1.4	....	....	0.1	1.7	0.3
Belarus	913	60.0	15.0	15.7	11.9	9.0	10.5	9.3	2.1	2.3	1.9	3.0	3.3
Georgia	915	22.6	4.1	7.9	7.6	7.0	5.7	14.6	0.0	4.4	0.0	0.7	0.5
Kazakhstan	916	80.1	15.5	22.4	16.6	15.7	18.8	26.9	6.7	6.7	7.2	6.7	6.6
Kyrgyz Republic	917	10.7	1.2	2.5	2.8	3.0	2.3	0.1	0.0	0.0	0.0	0.1	....
Moldova	921	21.2	3.8	7.6	3.7	5.5	5.3	0.8	0.1	0.3	0.4	1.3	0.9
Russian Federation	922	954.6	252.5	243.0	163.1	193.8	229.9	284.9	67.6	76.7	91.9	75.5	44.9
Tajikistan	923	6.0	1.1	2.0	0.5	0.9	1.2	0.3	0.1	....	1.6	0.9	....
Turkmenistan	925	18.5	3.5	6.2	10.8	3.9	3.7	0.0	....	....	....	....	0.0
Ukraine	926	136.7	40.6	35.5	30.0	33.7	32.5	24.2	8.0	4.7	5.0	8.1	7.6
Uzbekistan	927	43.4	9.6	8.5	4.6	7.1	5.5	0.1	0.0	0.0	0.0	0.1	....
Europe n.s.	884	0.2	0.0	0.0	0.0	0.0	....	0.0	....	0.0	0.0	....	0.0
<b>Mid East, N Africa, Pak</b>	<b>440</b>	<b>875.2</b>	<b>195.1</b>	<b>220.7</b>	<b>207.0</b>	<b>196.1</b>	<b>196.9</b>	<b>451.5</b>	<b>134.7</b>	<b>106.6</b>	<b>111.1</b>	<b>129.9</b>	<b>116.9</b>
Afghanistan, I.R. of	512	0.6	0.2	0.1	....	0.1	0.0	0.0	0.0	0.0	....	0.0	0.0
Algeria	612	258.6	38.8	70.6	57.9	31.3	32.2	41.3	20.0	0.0	0.0	....	1.2
Bahrain, Kingdom of	419	4.5	1.0	1.0	1.0	1.5	1.7	0.3	0.1	0.2	0.0	0.0	0.0
Djibouti	611	5.8	2.5	2.1	1.8	1.8	0.2	....	....	....	....	....	....
Egypt	469	98.7	27.1	24.1	20.4	23.6	24.2	80.1	22.4	8.6	20.6	28.2	6.2
Iran, I.R. of	429	32.9	9.8	10.4	13.2	9.8	15.3	1.2	0.3	0.4	0.2	0.5	0.8
Iraq	433	16.3	3.6	7.9	1.8	3.9	5.2	0.0	....	0.0	0.0	....	....
Jordan	439	25.8	6.7	5.4	5.0	5.2	6.7	2.6	0.1	0.4	0.8	0.2	0.4
Kuwait	443	19.4	3.9	4.1	4.1	3.3	3.9	1.6	0.4	0.7	0.7	0.4	0.7
Lebanon	446	32.2	7.3	8.5	11.9	14.6	12.9	6.4	1.7	1.6	0.5	0.5	0.2
Libya	672	29.4	7.0	5.2	5.5	5.9	2.8	9.6	4.0	0.0	2.7	....	1.8
Mauritania	682	0.1	0.1	....	....	0.0	....	....	....	....	....	....	....
Morocco	686	23.5	6.3	7.5	7.5	10.4	6.5	228.2	45.5	78.2	62.2	79.2	48.7
Oman	449	8.4	2.5	2.9	2.3	3.1	5.1	1.8	1.3	0.0	....	0.2	4.8
Pakistan	564	8.5	0.9	1.8	1.3	3.1	5.9	20.8	5.5	5.4	6.7	7.4	6.3
Qatar	453	13.4	3.2	4.7	3.7	5.5	2.0	19.4	6.9	5.3	7.8	2.9	2.0
Saudi Arabia	456	129.9	34.6	26.5	28.2	26.3	26.5	29.0	24.1	2.3	2.9	5.6	39.0
Somalia	726	0.4	0.1	0.2	0.0	0.2	0.1	....	....	....	....	....	....

# Slovenia (961)

In Millions of U.S. Dollars

		Exports (FOB)						Imports (CIF)					
		2015	2015Q3	2015Q4	2016Q1	2016Q2	2016Q3	2015	2015Q3	2015Q4	2016Q1	2016Q2	2016Q3
Sudan	732	14.9	4.5	1.9	1.4	2.7	4.6	0.0	....	0.0	0.0	0.0	....
Syrian Arab Republic	463	6.2	1.0	0.9	0.9	0.8	1.2	0.1	....	0.0	....	0.0	0.0
Tunisia	744	33.9	6.9	7.6	10.8	9.4	7.8	3.9	0.5	1.9	2.5	1.7	2.9
United Arab Emirates	466	108.2	26.9	26.9	27.6	30.2	27.2	5.1	1.9	1.7	3.5	3.1	1.7
West Bank and Gaza	487	0.4	0.1	0.1	0.1	0.1	0.2	....	....	....	....	....	....
Yemen, Republic of	474	3.4	0.1	0.2	0.5	3.3	4.7	0.0	....	....	....	....	....
<b>Sub-Saharan Africa</b>	<b>603</b>	<b>85.2</b>	<b>23.4</b>	<b>26.8</b>	<b>23.2</b>	<b>22.9</b>	<b>25.7</b>	<b>115.3</b>	<b>29.4</b>	<b>25.8</b>	<b>21.2</b>	<b>29.8</b>	<b>19.4</b>
Angola	614	3.4	2.3	0.8	0.0	0.4	....	0.0	....	0.0	....	0.0	....
Benin	638	0.2	0.0	0.1	0.0	....	....	0.1	....	....	....	....	....
Botswana	616	0.0	....	0.0	0.0	0.0	0.0	0.0	....	0.0	....	....	....
Burkina Faso	748	0.0	0.0	0.0	0.0	0.0	0.1	0.1	0.0	0.0	0.1	0.1	0.1
Burundi	618	0.2	0.1	0.0	....	....	....	0.0	0.0	....	....	0.1	....
Cabo Verde	624	0.2	0.0	0.1	0.0	0.0	0.0	....	....	....	....	....	....
Cameroon	622	0.8	0.2	0.3	0.2	0.2	0.3	1.2	0.1	0.3	0.0	0.1	0.1
Central African Rep.	626	0.0	0.0	0.0	....	0.0	....	0.0	0.0	....	....	0.0	0.1
Chad	628	....	....	....	....	....	0.0	....	....	....	....	....	....
Comoros	632	0.0	....	0.0	....	....	....	....	....	....	....	....	....
Congo, Dem. Rep. of	636	0.5	0.1	0.1	0.0	0.0	0.0	0.3	0.0	0.0	0.0	....	....
Congo, Republic of	634	0.3	0.1	....	....	0.8	0.1	0.2	0.1	0.0	0.1	....	0.1
Côte d'Ivoire	662	0.7	0.3	0.3	0.2	0.2	0.2	9.4	3.2	1.6	2.8	2.3	3.6
Equatorial Guinea	642	1.2	0.0	0.0	....	....	0.2	....	....	....	....	....	....
Ethiopia	644	9.5	2.6	3.1	1.9	3.6	2.3	0.6	0.1	0.2	0.1	0.2	0.1
Gabon	646	0.4	0.1	0.1	0.1	0.1	0.1	....	....	....	....	....	....
Gambia, The	648	0.1	....	0.1	0.0	0.0	0.0	....	....	....	....	....	....
Ghana	652	5.9	1.7	2.2	1.5	1.5	2.0	0.0	0.0	0.0	0.0	....	....
Guinea	656	0.1	0.0	0.0	0.0	....	0.0	0.0	....	0.0	....	....	....
Guinea-Bissau	654	0.3	0.0	0.1	0.1	0.1	0.1	0.0	....	....	....	....	0.0
Kenya	664	1.7	0.3	0.4	0.5	0.2	0.3	0.4	0.0	0.4	0.0	0.0	0.0
Lesotho	666	....	....	....	....	....	....	0.0	....	0.0	....	....	....
Liberia	668	0.1	....	0.0	....	....	0.0	0.0	....	0.0	....	....	0.1
Madagascar	674	0.2	0.0	0.1	0.1	0.1	0.1	1.1	0.5	0.5	0.3	1.7	1.5
Malawi	676	0.0	....	0.0	....	0.1	....	0.0	0.0	....	....	....	....
Mali	678	0.3	0.0	0.2	0.1	0.2	0.1	....	....	....	0.0	....	....
Mauritius	684	1.6	0.5	0.9	1.2	0.2	0.2	0.2	0.0	....	0.0	0.1	0.0
Mozambique	688	0.1	0.0	0.1	0.0	0.0	....	78.0	19.4	16.9	12.5	19.0	9.0
Namibia	728	0.4	....	0.3	0.0	....	0.0	0.0	....	0.0	....	....	....
Niger	692	0.1	....	0.1	0.1	0.1	0.1	....	....	....	....	....	0.0
Nigeria	694	9.8	2.1	2.0	1.6	1.4	2.1	0.0	0.0	0.0	0.0	0.0	0.0
Rwanda	714	1.7	0.1	1.5	0.2	0.1	0.1	0.0	0.0	....	....	....	....
Senegal	722	0.6	0.2	0.2	0.3	0.2	1.0	0.0	....	....	0.0	0.0	....
Seychelles	718	1.0	0.4	0.1	0.2	0.0	0.6	....	....	....	....	....	....
Sierra Leone	724	0.1	0.0	....	0.0	0.0	0.0	0.0	....	0.0	....	0.0	0.0
South Africa	199	40.5	11.8	12.2	11.9	10.1	12.3	21.8	5.6	5.3	4.7	5.9	4.3
Tanzania	738	2.3	0.0	0.6	0.1	0.0	0.1	0.0	....	0.0	....	0.0	....
Togo	742	0.1	0.0	0.0	0.0	0.0	0.0	0.0	....	0.0	....	....	....
Uganda	746	0.2	0.0	0.2	0.0	0.0	0.5	0.3	0.1	0.1	0.0	0.0	0.1
Zambia	754	0.4	0.0	0.4	2.8	3.1	2.8	....	....	....	....	0.0	....
Zimbabwe	698	0.1	0.1	0.0	0.0	....	0.0	1.3	0.2	0.3	0.5	0.4	0.3
Africa n.s.	799	0.0	....	....	....	....	....	....	....	....	....	....	....
<b>Western Hemisphere</b>	<b>205</b>	<b>189.4</b>	<b>49.1</b>	<b>49.5</b>	<b>46.3</b>	<b>57.7</b>	<b>57.5</b>	<b>505.5</b>	<b>137.4</b>	<b>125.3</b>	<b>105.8</b>	<b>127.6</b>	<b>103.6</b>
Antigua and Barbuda	311	0.1	....	0.0	0.0	0.0	....	....	....	....	....	....	....
Argentina	213	24.5	7.1	6.8	7.4	6.1	8.2	85.6	31.1	20.7	7.0	8.3	12.7
Aruba	314	0.0	0.0	0.0	....	0.0	0.1	0.1	0.0	0.0	0.0	0.0	0.0
Bahamas, The	313	0.8	....	0.4	0.0	0.3	0.7	0.0	....	0.0	....	0.0	....
Barbados	316	0.1	0.1	0.0	....	0.0	0.0	0.0	....	0.0	....	....	....
Belize	339	0.1	0.1	....	....	....	....	....	....	....	....	....	....
Bermuda	319	0.1	....	0.0	....	0.0	0.0	....	....	....	....	....	....
Bolivia	218	0.3	0.0	0.1	0.0	0.0	0.1	0.1	0.0	0.0	....	0.0	....
Brazil	223	43.0	10.2	9.3	9.4	11.8	10.9	331.2	90.3	78.0	74.9	94.9	77.4
Chile	228	12.0	3.4	3.4	2.9	4.5	3.0	14.3	3.6	4.1	2.6	2.3	1.8

# Slovenia (961)

In Millions of U.S. Dollars

		Exports (FOB)						Imports (CIF)					
		2015	2015Q3	2015Q4	2016Q1	2016Q2	2016Q3	2015	2015Q3	2015Q4	2016Q1	2016Q2	2016Q3
Colombia	233	16.5	2.8	5.1	4.1	4.4	4.1	4.6	1.1	1.5	3.7	2.3	2.6
Costa Rica	238	2.6	0.5	2.0	0.2	0.4	0.2	1.6	0.1	1.4	0.0	0.1	0.0
Curacao	354	0.8	0.3	0.2	0.4	0.2	0.3	0.0	0.0	....	....	....	....
Dominica	321	0.0	....	....	....	0.0	....	....	....	....	....	....	....
Dominican Republic	243	2.3	0.6	0.4	1.0	0.3	0.2	0.0	0.0	0.0	0.0	0.0	0.0
Ecuador	248	2.6	0.5	0.6	0.4	0.6	0.6	41.5	9.0	8.1	12.1	6.6	4.8
El Salvador	253	0.1	....	0.0	0.0	0.0	0.2	0.0	0.0	0.0	0.0	0.0	0.0
Greenland	326	0.0	....	0.0	0.0	0.0	....	....	....	....	....	....	....
Guatemala	258	0.4	0.2	0.0	0.1	0.0	0.0	0.2	0.0	0.1	....	0.1	0.0
Guyana	336	0.0	0.0	....	0.0	....	....	0.9	....	0.6	1.2	0.9	....
Haiti	263	0.0	0.0	....	0.1	0.3	0.0	0.0	....	....	0.0	0.0	....
Honduras	268	0.2	0.1	0.0	0.2	0.1	0.0	0.4	0.0	0.2	0.0	0.8	0.0
Jamaica	343	0.4	0.0	0.1	0.1	0.1	0.0	13.9	0.2	6.3	....	....	....
Mexico	273	60.9	16.9	15.1	16.4	20.5	23.7	9.0	1.6	3.3	1.8	4.3	3.2
Nicaragua	278	0.1	0.0	0.0	0.2	0.3	0.1	0.1	0.1	0.0	0.0	0.0	0.0
Panama	283	7.3	2.6	1.9	1.0	2.4	2.8	0.1	....	0.1	....	0.0	0.1
Paraguay	288	1.2	0.3	0.6	0.1	0.3	0.5	0.1	0.1	....	....	0.0	0.0
Peru	293	4.4	0.8	1.3	0.8	1.1	0.9	0.7	0.2	0.1	0.2	0.2	0.2
Sint Maarten	352	0.3	0.0	0.3	0.0	0.0	0.0	0.0	....	0.0	....	....	0.0
St. Kitts and Nevis	361	0.1	....	0.1	0.0	0.1	0.0	....	....	....	....	....	....
St. Lucia	362	0.1	0.1	....	0.0	....	....	0.0	....	....	....	....	....
St. Vincent & Grens.	364	0.0	....	0.0	....	....	....	0.0	....	0.0	....	....	....
Suriname	366	0.2	0.0	0.0	0.0	0.0	0.0	0.0	....	0.0	0.1	0.1	0.0
Trinidad and Tobago	369	1.8	0.6	0.7	0.4	0.5	0.2	0.0	0.0	0.0	....	....	0.0
Uruguay	298	1.9	0.9	0.5	1.0	0.1	0.6	0.0	0.0	0.0	0.3	0.1	0.2
Venezuela, Rep. Bol.	299	2.3	0.7	0.2	0.1	0.7	0.1	0.7	0.0	0.4	0.4	6.5	0.0
Western Hem. n.s.	399	1.9	0.2	0.1	0.0	2.4	0.0	0.3	0.1	0.2	1.5	0.1	0.5
<b>Other Countries n.i.e</b>	910	<b>1.8</b>	<b>1.0</b>	<b>0.7</b>	<b>0.4</b>	<b>0.8</b>	<b>0.7</b>	<b>0.1</b>	<b>0.0</b>	<b>0.0</b>	<b>0.0</b>	<b>0.0</b>	<b>0.2</b>
Cuba	928	1.8	1.0	0.7	0.4	0.8	0.7	0.1	0.0	0.0	0.0	0.0	0.0
Korea, Dem. People's Rep.	954	0.0	0.0	....	....	0.0	....	....	....	....	0.0	0.0	0.2
<b>Special Categories</b>	899	<b>4.1</b>	<b>0.8</b>	<b>1.0</b>	<b>1.0</b>	<b>1.1</b>	<b>0.7</b>	<b>....</b>	<b>....</b>	<b>....</b>	<b>....</b>	<b>....</b>	<b>....</b>
<b>Countries &amp; Areas n.s.</b>	898	<b>9.5</b>	<b>2.4</b>	<b>2.3</b>	<b>....</b>	<b>....</b>	<b>....</b>	<b>179.2</b>	<b>54.4</b>	<b>28.6</b>	<b>20.0</b>	<b>21.8</b>	<b>12.8</b>
<b>Memorandum Items</b>													
Africa	605	422.4	82.5	116.8	102.6	78.6	77.1	388.8	95.5	105.9	85.9	110.8	72.2
Middle East	405	528.9	134.9	128.8	126.2	137.1	139.6	157.2	63.1	21.1	39.8	41.6	57.8
European Union	998	24,257.0	5,921.6	6,119.7	6,179.3	6,483.9	6,045.5	20,856.0	5,104.8	5,383.2	5,106.6	5,681.8	5,305.8
Export earnings: fuel	080	1,750.9	417.3	449.4	347.2	353.6	391.6	469.8	143.6	104.0	133.3	112.2	111.4
Export earnings: nonfuel	092	30,178.6	7,397.6	7,688.3	7,669.7	8,183.0	7,715.3	29,345.2	7,137.5	7,555.7	7,199.8	7,742.0	7,407.9

# Solomon Islands (813)

In Millions of U.S. Dollars

		Exports (FOB)						Imports (CIF)					
		2015	2015Q3	2015Q4	2016Q1	2016Q2	2016Q3	2015	2015Q3	2015Q4	2016Q1	2016Q2	2016Q3
IFS World		400.7	84.5	132.0	94.0	....	....	467.1	126.3	116.3	96.8	....	....
World	001	412.9	83.5	101.1	77.5	72.3	93.9	453.5	112.2	126.8	111.0	131.1	95.5
Advanced Economies	110	105.5	14.0	26.4	16.1	13.4	28.1	238.8	58.4	60.7	57.9	62.0	42.1
Euro Area	163	29.4	5.6	8.5	4.9	7.5	7.2	6.2	0.9	1.4	1.7	1.1	0.4
Austria	122	0.2	0.0 r	0.0 r	0.0 r	0.0 r	0.0 r	0.1 e	....	0.1 e	....	0.0 e	....
Belgium	124	0.0	0.0 r	0.0 r	0.0 r	0.0 r	0.0 r	1.4 e	0.1 e	0.4 e	0.6 e	0.1 e	0.0 e
Cyprus	423	....	....	....	0.0 e	....	....	0.1 e	0.1 e	....	....	....	....
Finland	172	....	....	....	....	....	....	0.0 e	0.0 e	....	....	....	....
France	132	0.2	0.0 r	0.0 r	0.0 r	0.0 r	0.0 r	0.5 e	0.1 e	0.2 e	0.1 e	0.1 e	0.1 e
Germany	134	....	....	....	....	....	....	0.8 e	0.1 e	0.3 e	0.6 e	0.1 e	0.1 e
Greece	174	....	....	....	....	....	0.1 e	....	....	....	....	....	0.0 e
Ireland	178	....	....	....	....	....	....	0.0 e	0.0 e	....	....	....	....
Italy	136	27.6	5.1 r	8.3 r	4.6 r	6.9 r	6.8 r	0.2 e	0.2 e	0.0 e	....	0.1 e	0.0 e
Latvia	941	....	....	....	0.0 e	....	....	....	....	....	....	....	....
Lithuania	946	....	....	....	....	....	....	0.0 e	....	0.0 e	....	....	....
Malta	181	....	....	....	....	....	....	1.4 e	....	....	....	0.4 e	....
Netherlands	138	0.2	0.1 r	0.1 r	0.0 r	0.1 r	0.0 r	1.8 e	0.3 e	0.3 e	0.3 e	0.2 e	0.2 e
Portugal	182	....	....	....	....	....	....	....	....	....	0.0 e	....	....
Slovenia	961	0.1 e	0.0 e	....	0.0 e	....	....	....	....	....	....	....	....
Spain	184	1.1	0.2 r	0.1 r	0.2 r	0.4 r	0.2 r	0.0 e	0.0 e	....	0.0 e	0.1 e	0.0 e
Australia	193	5.7	1.1 r	1.5 r	....	....	0.9 r	131.7 e	33.9 e	29.1 e	27.1 e	22.3 e	2.1 e
Canada	156	0.0	0.0 r	0.0 r	0.0 r	0.0 r	0.0 r	1.2 e	1.1 e	0.0 e	0.0 e	0.1 e	0.0 e
China,P.R.: Hong Kong	532	5.2	0.7 r	0.1 r	0.0 r	0.1 r	0.0 r	7.8 e	1.5 e	2.3 e	1.8 e	1.6 e	1.5 e
China,P.R.: Macao	546	9.4 e	....	....	....	....	....	....	....	....	....	....	....
Czech Republic	935	....	....	....	....	....	....	....	....	....	....	0.0 e	....
Denmark	128	0.0 e	0.0 e	....	....	....	....	0.4 e	0.0 e	0.3 e	0.0 e	0.0 e	0.0 e
Japan	158	6.6	1.2 r	3.6 r	1.2 r	1.1 r	0.9 r	15.4 e	3.8 e	4.9 e	4.0 e	4.5 e	8.1 e
Korea, Republic of	542	4.3	1.3 r	0.9 r	1.9 r	1.0 r	1.5 r	7.1 e	0.4 e	5.4 e	5.4 e	6.2 e	6.6 e
New Zealand	196	3.2	0.7 r	0.6 r	0.7 r	0.8 r	1.1 r	23.2 e	4.7 e	7.2 e	5.9 e	6.2 e	6.0 e
Norway	142	....	....	....	....	....	....	0.0 e	....	0.0 e	0.0 e	0.0 e	....
Singapore	576	0.0	0.0 r	0.0 r	0.0 r	....	0.0 r	29.3 e	6.4 e	5.8 e	6.7 e	16.7 e	10.0 e
Sweden	144	0.2 e	....	....	....	....	....	0.4 e	0.2 e	0.0 e	0.3 e	0.1 e	....
Switzerland	146	3.9	1.1 r	0.8 r	1.1 r	0.8 r	1.1 r	0.3 e	0.0 e	0.0 e	0.1 e	0.0 e	0.5 e
Taiwan Prov.of China	528	7.1 e	1.6 e	2.8 e	1.3 e	2.1 e	2.3 e	7.5 e	2.2 e	2.6 e	3.3 e	1.6 e	2.4 e
United Kingdom	112	29.5	0.5 r	7.6 r	4.9 r	0.0 r	12.6 r	1.6 e	0.5 e	0.2 e	0.1 e	0.1 e	0.2 e
United States	111	1.0	0.2 r	0.1 r	0.1 r	0.0 r	0.3 r	6.6 e	2.9 e	1.3 e	1.5 e	1.5 e	4.1 e
Vatican	187	0.0	0.0 r	0.0 r	0.0 r	0.0 r	0.0 r	....	....	....	....	....	....
Emerg. & Dev. Economies	200	306.9	69.4	74.7	61.3	58.8	65.7	214.7	53.8	66.2	53.1	69.0	53.5
Emerg. & Dev. Asia	505	305.2	69.1	74.4	61.1	58.5	65.5	212.8	53.4	65.8	52.8	68.7	53.2
American Samoa	859	0.2	0.0 r	0.0 r	0.0 r	0.0 r	0.1 r	....	....	....	....	....	....
Bangladesh	513	0.9	0.2 r	0.2 r	0.2 r	0.2 r	0.2 r	....	....	....	....	....	....
Brunei Darussalam	516	0.0 e	0.0 e	0.0 e	0.0 e	0.0 e	0.0 e	....	....	....	....	....	....
Cambodia	522	....	....	....	....	....	....	0.0 e	0.0 e	0.0 e	0.0 e	0.0 e	0.0 e
China,P.R.: Mainland	924	232.2	47.7 r	50.6 r	47.7 r	42.2 r	46.4 r	92.4 e	24.7 e	39.6 e	27.3 e	36.9 e	25.9 e
Fiji	819	2.2	0.4 r	0.5 r	0.4 r	0.5 r	0.6 r	12.1 e	3.4 e	2.5 e	2.1 e	2.3 e	3.5 e
F.T. New Caledonia	839	0.4	0.1 r	0.1 r	0.1 r	0.1 r	0.1 r	0.1 e	0.0 e	0.0 e	0.0 e	0.0 e	0.0 e
India	534	28.8	4.1 r	14.3 r	4.8 r	5.1 r	3.3 r	5.6 e	0.6 e	0.5 e	1.5 e	1.0 e	0.8 e
Indonesia	536	2.3	1.1 r	0.1 r	0.1 r	0.0 r	0.0 r	18.1 e	3.5 e	2.2 e	2.7 e	2.6 e	2.5 e
Kiribati	826	0.2	0.0 r	0.0 r	0.0 r	0.0 r	0.1 r	0.0 e	0.0 e	0.0 e	0.0 e	0.0 e	0.0 e
Malaysia	548	12.6	4.4 r	2.6 r	1.7 r	4.0 r	6.2 r	31.8 e	7.5 e	8.3 e	8.3 e	15.1 e	8.1 e
Nauru	836	0.4	0.1 r	0.1 r	0.1 r	0.1 r	0.1 r	....	....	....	....	....	....
Nepal	558	0.0 e	0.0 e	0.0 e	0.0 e	0.0 e	0.0 e	....	....	....	....	....	....
Papua New Guinea	853	0.8	0.2 r	0.2 r	0.1 r	0.2 r	0.2 r	26.6 e	6.5 e	6.3 e	5.5 e	5.0 e	5.6 e
Philippines	566	16.4	9.9 r	4.1 r	3.8 r	4.8 r	5.3 r	1.1 e	0.3 e	0.1 e	0.0 e	0.0 e	0.0 e
Samoa	862	0.0	0.0 r	0.0 r	0.0 r	0.0 r	0.0 r	0.0 e	0.0 e	0.0 e	0.0 e	0.0 e	0.0 e
Sri Lanka	524	0.2	0.0 r	0.0 r	0.0 r	0.0 r	0.0 r	....	....	....	....	....	....
Thailand	578	4.2	0.2 r	0.7 r	1.5 r	0.6 r	2.1 r	13.2 e	3.8 e	3.2 e	2.7 e	2.7 e	3.6 e
Timor-Leste	537	0.0 e	0.0 e	0.0 e	0.0 e	0.0 e	0.0 e	....	....	....	....	....	....
Tonga	866	0.0	0.0 r	0.0 r	0.0 r	0.0 r	0.0 r	0.0 e	0.0 e	0.0 e	0.0 e	0.0 e	0.0 e
Tuvalu	869	0.2	0.0 r	0.0 r	0.0 r	0.0 r	0.0 r	....	....	....	....	....	....

# Solomon Islands (813)

In Millions of U.S. Dollars

		Exports (FOB)						Imports (CIF)					
		2015	2015Q3	2015Q4	2016Q1	2016Q2	2016Q3	2015	2015Q3	2015Q4	2016Q1	2016Q2	2016Q3
Vanuatu	846	1.0	0.2 r	0.2 r	0.2 r	0.2 r	0.2 r	0.4 e	0.1 e	0.2 e	0.1 e	0.1 e	0.1 e
Vietnam	582	2.3	0.5 r	0.5 r	0.4 r	0.5 r	0.6 r	11.2 e	2.9 e	2.9 e	2.7 e	3.0 e	3.2 e
<b>Europe</b>	170	<b>0.1</b>	<b>0.0</b>	<b>0.0</b>	<b>0.0</b>	<b>0.0</b>	<b>0.0</b>	<b>0.4</b>	<b>0.0</b>	<b>0.0</b>	<b>0.0</b>	<b>0.0</b>	<b>0.0</b>
<b>Emerg. &amp; Dev. Europe</b>	903	<b>0.1</b>	<b>0.0</b>	<b>0.0</b>	<b>0.0</b>	<b>0.0</b>	<b>0.0</b>	<b>0.4</b>	<b>0.0</b>	<b>0.0</b>	<b>0.0</b>	<b>0.0</b>	<b>0.0</b>
Bulgaria	918	....	....	....	....	....	....	0.0 e	....	0.0 e	....	....	....
Croatia	960	0.0 e	....	....	0.0 e	....	....	0.0 e	....	....	0.0 e	....	....
Faroe Islands	816	0.0 e	0.0 e	0.0 e	0.0 e	0.0 e	0.0 e	....	....	....	....	....	....
Hungary	944	....	....	....	....	....	....	0.0 e	....	0.0 e	0.0 e	....	....
Poland	964	....	....	....	....	....	....	....	....	....	....	....	0.0 e
Turkey	186	0.1	....	....	0.0 r	0.0 r	0.0 r	0.4 e	0.0 e	0.0 e	....	0.0 e	....
<b>CIS</b>	901	<b>0.0</b>	<b>0.0</b>	<b>0.0</b>	<b>....</b>	<b>0.0</b>	<b>0.0</b>	<b>....</b>	<b>....</b>	<b>....</b>	<b>....</b>	<b>....</b>	<b>....</b>
Russian Federation	922	0.0	0.0 r	0.0 r	....	0.0 r	0.0 r	....	....	....	....	....	....
Ukraine	926	0.0	0.0 r	....	....	....	....	....	....	....	....	....	....
<b>Mid East, N Africa, Pak</b>	440	<b>0.5</b>	<b>0.1</b>	<b>0.1</b>	<b>0.1</b>	<b>0.1</b>	<b>0.1</b>	<b>0.0</b>	<b>0.0</b>	<b>0.0</b>	<b>0.0</b>	<b>0.0</b>	<b>0.0</b>
Bahrain, Kingdom of	419	0.0 e	0.0 e	0.0 e	0.0 e	0.0 e	0.0 e	....	....	....	....	....	....
Jordan	439	0.0	0.0 r	0.0 r	0.0 r	0.0 r	0.0 r	....	....	....	....	....	....
Lebanon	446	0.0	....	....	....	....	....	....	....	....	....	....	....
Pakistan	564	0.0	0.0 r	0.0 r	0.0 r	0.0 r	0.0 r	0.0 e	0.0 e	0.0 e	0.0 e	0.0 e	0.0 e
Qatar	453	0.2	0.0 r	0.0 r	0.0 r	0.0 r	0.0 r	....	....	....	....	....	....
Syrian Arab Republic	463	0.0	0.0 r	0.0 r	0.0 r	0.0 r	0.0 r	....	....	....	....	....	....
United Arab Emirates	466	0.3 e	0.1 e	0.1 e	0.1 e	0.1 e	0.1 e	....	....	....	....	....	....
West Bank and Gaza	487	0.0 e	0.0 e	0.0 e	0.0 e	0.0 e	0.0 e	....	....	....	....	....	....
<b>Sub-Saharan Africa</b>	603	<b>0.4</b>	<b>0.1</b>	<b>0.1</b>	<b>0.1</b>	<b>0.1</b>	<b>0.1</b>	<b>1.0</b>	<b>0.3</b>	<b>0.2</b>	<b>0.2</b>	<b>0.2</b>	<b>0.2</b>
Guinea	656	0.0 e	0.0 e	0.0 e	0.0 e	0.0 e	0.0 e	....	....	....	....	....	....
Kenya	664	0.0 e	0.0 e	0.0 e	0.0 e	0.0 e	0.0 e	0.6 e	0.2 e	0.2 e	0.2 e	0.2 e	0.1 e
Madagascar	674	0.1 e	0.0 e	0.0 e	0.0 e	0.0 e	0.0 e	....	....	....	....	....	....
Malawi	676	....	....	....	....	....	....	0.1 e	0.0 e	0.0 e	0.0 e	0.0 e	0.0 e
Mozambique	688	0.0 e	0.0 e	0.0 e	0.0 e	0.0 e	0.0 e	....	....	....	....	....	....
Nigeria	694	0.3 e	0.1 e	0.1 e	0.0 e	0.0 e	0.0 e	....	....	....	....	....	....
South Africa	199	....	....	....	....	....	....	0.3 e	0.1 e	0.0 e	0.0 e	0.0 e	0.0 e
Tanzania	738	0.0 e	0.0 e	0.0 e	0.0 e	0.0 e	0.0 e	....	....	....	....	....	....
<b>Western Hemisphere</b>	205	<b>0.7</b>	<b>0.0</b>	<b>0.0</b>	<b>0.0</b>	<b>0.0</b>	<b>0.0</b>	<b>0.4</b>	<b>0.1</b>	<b>0.1</b>	<b>0.1</b>	<b>0.1</b>	<b>0.1</b>
Argentina	213	....	....	....	....	....	....	0.1 e	0.0 e	0.0 e	0.0 e	0.0 e	0.0 e
Brazil	223	....	....	....	....	....	....	0.4 e	0.1 e	0.1 e	0.0 e	0.0 e	0.0 e
Colombia	233	0.1 e	....	0.0 e	....	....	....	....	....	....	....	....	....
Ecuador	248	0.5 e	....	....	....	....	....	....	....	....	....	....	....
Grenada	328	0.0 e	0.0 e	0.0 e	0.0 e	0.0 e	0.0 e	....	....	....	....	....	....
Haiti	263	0.1 e	0.0 e	0.0 e	0.0 e	0.0 e	0.0 e	....	....	....	....	....	....
Montserrat	351	0.0	....	....	....	....	....	....	....	....	....	....	....
Netherlands Antilles	353	....	....	....	....	....	....	0.0 e	0.0 e	0.0 e	0.0 e	0.0 e	0.0 e
<b>Other Countries n.i.e</b>	910	<b>0.4</b>	<b>0.1</b>	<b>0.1</b>	<b>0.1</b>	<b>0.1</b>	<b>0.1</b>	<b>....</b>	<b>....</b>	<b>....</b>	<b>....</b>	<b>....</b>	<b>....</b>
Korea, Dem. People's Rep.	954	0.4	0.1 r	0.1 r	0.1 r	0.1 r	0.1 r	....	....	....	....	....	....
<b>Memorandum Items</b>													
Africa	605	0.4	0.1	0.1	0.1	0.1	0.1	1.0	0.3	0.2	0.2	0.2	0.2
Middle East	405	0.5	0.1	0.1	0.1	0.1	0.1	....	....	....	....	....	....
European Union	998	59.1	6.1	16.1	9.9	7.5	19.8	8.7	1.7	2.0	2.1	1.3	0.7
Export earnings: fuel	080	1.4	0.2	0.2	0.1	0.2	0.2	....	....	....	....	....	....
Export earnings: nonfuel	092	411.5	83.3	100.9	77.4	72.1	93.7	453.5	112.2	126.8	111.0	131.1	95.5

# Somalia (726)

In Millions of U.S. Dollars

		Exports (FOB)						Imports (CIF)					
		2015	2015Q3	2015Q4	2016Q1	2016Q2	2016Q3	2015	2015Q3	2015Q4	2016Q1	2016Q2	2016Q3
IFS World		....	....	....	....	....	....	....	....	....	....	....	....
World	001	896.8	230.9	237.2	180.2	192.1	171.5	2,766.9	733.8	638.0	708.1	793.2	772.1
Advanced Economies	110	18.3	4.5	8.4	6.2	7.2	6.4	177.8	57.4	43.9	31.2	52.8	45.0
Euro Area	163	8.9	2.6	2.5	4.0	4.4	2.2	93.9	23.2	29.7	14.4	24.0	24.9
Austria	122	0.0 e	....	0.0 e	0.0 e	0.0 e	0.0 e	1.0 e	0.1 e	0.6 e	0.1 e	0.1 e	0.4 e
Belgium	124	0.0 e	....	0.0 e	....	....	....	3.7 e	0.6 e	1.6 e	0.2 e	5.0 e	0.4 e
Cyprus	423	....	....	....	....	....	....	1.8 e	0.6 e	0.5 e	0.3 e	0.5 e	0.4 e
Finland	172	0.0 e	....	....	....	....	....	0.8 e	0.2 e	0.5 e	0.1 e	0.0 e	0.0 e
France	132	6.7 e	1.8 e	2.2 e	3.5 e	3.9 e	1.5 e	15.3 e	4.3 e	5.1 e	1.1 e	0.8 e	6.4 e
Germany	134	0.7 e	0.3 e	0.3 e	0.2 e	0.2 e	0.4 e	17.5 e	1.8 e	8.5 e	3.9 e	1.0 e	3.7 e
Greece	174	0.1 e	....	....	0.1 e	....	....	0.6 e	0.2 e	0.2 e	0.0 e	0.2 e	0.1 e
Ireland	178	0.0 e	0.0 e	0.0 e	0.0 e	0.0 e	0.0 e	3.2 e	2.5 e	0.4 e	0.2 e	0.5 e	0.1 e
Italy	136	0.4 e	0.1 e	0.1 e	0.2 e	0.1 e	0.2 e	26.3 e	5.4 e	6.3 e	3.8 e	9.3 e	6.1 e
Latvia	941	....	....	....	....	....	....	0.1 e	....	0.0 e	0.0 e	0.0 e	0.0 e
Lithuania	946	....	....	....	....	....	....	0.0 e	....	0.0 e	....	0.0 e	0.1 e
Luxembourg	137	....	....	....	....	....	....	2.1 e	0.8 e	0.7 e	....	....	....
Malta	181	....	....	....	....	....	....	1.7 e	0.8 e	....	0.9 e	0.1 e	0.0 e
Netherlands	138	0.0 e	....	0.0 e	....	....	0.0 e	10.1 e	2.9 e	3.1 e	2.9 e	3.5 e	3.3 e
Portugal	182	....	....	....	....	....	....	0.5 e	0.2 e	0.2 e	0.1 e	0.0 e	0.1 e
Slovak Republic	936	0.0 e	....	....	0.0 e	0.0 e	....	1.4 e	1.0 e	0.3 e	0.0 e	0.0 e	0.1 e
Slovenia	961	....	....	....	....	....	....	0.4 e	0.1 e	0.2 e	0.0 e	0.2 e	0.1 e
Spain	184	1.0 e	0.4 e	0.0 e	0.0 e	0.3 e	0.0 e	7.3 e	1.8 e	1.6 e	0.9 e	2.6 e	3.5 e
Australia	193	0.0 e	....	....	0.1 e	0.1 e	0.1 e	0.3 e	0.1 e	0.0 e	0.2 e	0.0 e	0.0 e
Canada	156	0.2 e	0.0 e	0.1 e	0.1 e	0.0 e	0.1 e	1.2 e	0.2 e	0.1 e	0.9 e	0.2 e	0.4 e
China,P.R.: Hong Kong	532	0.1 e	0.0 e	0.1 e	0.2 e	0.0 e	0.0 e	1.5 e	0.3 e	0.4 e	0.2 e	0.4 e	0.7 e
Czech Republic	935	....	....	....	....	....	....	0.1 e	0.1 e	0.0 e	1.2 e	0.1 e	0.0 e
Denmark	128	....	....	....	....	....	....	2.9 e	0.8 e	1.5 e	0.4 e	1.0 e	0.5 e
Japan	158	1.4 e	0.1 e	1.1 e	0.8 e	1.8 e	3.2 e	5.7 e	0.8 e	1.2 e	1.1 e	0.9 e	0.6 e
Korea, Republic of	542	6.1 e	1.5 e	4.1 e	0.5 e	0.1 e	0.7 e	5.8 e	2.4 e	1.9 e	2.8 e	3.2 e	1.4 e
New Zealand	196	0.0 e	0.0 e	0.0 e	....	....	0.0 e	0.3 e	0.2 e	....	0.0 e	....	0.3 e
Norway	142	....	....	....	0.0 e	0.0 e	0.0 e	0.4 e	0.0 e	0.1 e	0.2 e	0.1 e	0.2 e
Singapore	576	0.3 e	0.0 e	0.1 e	0.1 e	0.3 e	....	0.7 e	0.5 e	0.0 e	....	0.3 e	0.3 e
Sweden	144	0.0 e	0.0 e	0.0 e	0.0 e	0.0 e	0.0 e	1.8 e	1.0 e	0.2 e	0.3 e	0.3 e	0.7 e
Switzerland	146	0.1 e	0.0 e	0.0 e	0.0 e	0.0 e	0.0 e	1.1 e	0.1 e	0.2 e	0.1 e	0.1 e	0.1 e
Taiwan Prov. of China	528	0.0 e	0.0 e	0.0 e	0.0 e	0.0 e	0.0 e	1.6 e	0.4 e	0.0 e	0.0 e	0.1 e	0.5 e
United Kingdom	112	0.1 e	0.0 e	0.0 e	0.1 e	0.1 e	0.0 e	12.1 e	3.8 e	2.2 e	2.8 e	3.7 e	2.5 e
United States	111	0.9 e	0.1 e	0.3 e	0.2 e	0.4 e	0.1 e	48.5 e	23.3 e	6.3 e	6.5 e	18.6 e	11.9 e
Emerg. & Dev. Economies	200	878.5	226.3	228.8	174.1	184.9	165.1	2,589.2	676.4	594.1	676.8	740.4	727.1
Emerg. & Dev. Asia	505	39.6	10.7	10.3	3.3	9.6	6.8	885.4	242.2	220.9	252.2	298.3	271.4
Brunei Darussalam	516	0.0 e	0.0 e	0.0 e	0.0 e	0.0 e	0.0 e	....	....	....	....	....	....
China,P.R.: Mainland	924	23.3 e	4.0 e	7.7 e	2.4 e	3.6 e	0.7 e	318.0 e	94.1 e	85.9 e	69.0 e	120.4 e	114.4 e
Fiji	819	....	....	....	....	....	....	0.0 e	0.0 e	0.0 e	0.0 e	0.0 e	0.0 e
F.T. French Polynesia	887	0.0 e	0.0 e	0.0 e	0.0 e	0.0 e	0.0 e	....	....	....	....	....	....
F.T. New Caledonia	839	0.0 e	0.0 e	0.0 e	0.0 e	0.0 e	0.0 e	....	....	....	....	....	....
India	534	15.6 e	6.4 e	2.3 e	0.7 e	6.1 e	6.0 e	444.0 e	119.2 e	101.8 e	150.6 e	136.8 e	121.6 e
Indonesia	536	0.2 e	0.0 e	....	....	....	....	32.8 e	9.4 e	9.9 e	9.0 e	9.3 e	9.0 e
Malaysia	548	0.0 e	....	....	....	....	....	70.6 e	15.1 e	18.6 e	18.6 e	23.2 e	22.5 e
Mongolia	948	0.0 e	0.0 e	0.0 e	0.0 e	0.0 e	0.0 e	....	....	....	....	....	....
Nepal	558	....	....	....	....	....	....	0.0 e	0.0 e	0.0 e	0.0 e	0.0 e	0.0 e
Philippines	566	0.0 e	....	....	0.0 e	0.0 e	0.0 e	1.4 e	0.9 e	0.5 e	0.7 e	0.8 e	0.8 e
Sri Lanka	524	0.0 e	....	0.0 e	....	0.0 e	0.0 e	0.1 e	....	0.1 e	0.0 e	0.0 e	0.1 e
Thailand	578	0.5 e	0.2 e	0.3 e	0.2 e	0.0 e	0.0 e	18.4 e	3.5 e	4.0 e	4.2 e	7.7 e	2.9 e
Vanuatu	846	0.0 e	0.0 e	0.0 e	0.0 e	0.0 e	0.0 e	....	....	....	....	....	....
Europe	170	1.4	0.2	0.5	0.7	4.0	10.0	85.6	22.8	21.9	38.5	38.9	35.4
Emerg. & Dev. Europe	903	1.3	0.2	0.5	0.7	1.0	0.0	78.8	21.3	20.4	34.9	36.4	30.3
Bulgaria	918	....	....	....	....	....	....	....	....	....	0.0 e	....	0.8 e
Croatia	960	....	....	....	....	....	....	1.9 e	0.9 e	....	0.1 e	....	0.6 e
Faroe Islands	816	0.0 e	0.0 e	0.0 e	0.0 e	0.0 e	0.0 e	....	....	....	....	....	....
Hungary	944	0.0 e	....	0.0 e	0.0 e	....	....	0.1 e	0.0 e	....	0.0 e	0.1 e	....
Montenegro	943	0.0 e	....	....	....	....	....	....	....	....	....	....	....

# Somalia (726)

In Millions of U.S. Dollars

		Exports (FOB)						Imports (CIF)					
		2015	2015Q3	2015Q4	2016Q1	2016Q2	2016Q3	2015	2015Q3	2015Q4	2016Q1	2016Q2	2016Q3
Poland	964	0.0 e	....	....	....	0.0 e	0.0 e	1.2 e	0.3 e	0.4 e	0.1 e	0.2 e	0.1 e
Romania	968	....	....	....	....	....	....	0.1 e	0.0 e	0.1 e	0.0 e	2.7 e	1.3 e
Serbia, Republic of	942	0.0 e	....	0.0 e	0.0 e	....	....	0.2 e	0.1 e	0.1 e	0.1 e	0.0 e	0.0 e
Turkey	186	1.3 e	0.1 e	0.5 e	0.7 e	1.0 e	0.0 e	75.3 e	20.0 e	19.9 e	34.5 e	33.4 e	27.6 e
<b>CIS</b>	<b>901</b>	<b>0.0</b>	<b>0.0</b>	<b>0.0</b>	<b>0.0</b>	<b>3.0</b>	<b>10.0</b>	<b>6.9</b>	<b>1.5</b>	<b>1.5</b>	<b>3.6</b>	<b>2.4</b>	<b>5.1</b>
Armenia	911	....	....	....	....	0.0 e	....	....	....	....	....	....	....
Belarus	913	0.0 e	....	....	....	3.0 e	9.9 e	0.0 e	....	....	....	0.0 e	0.1 e
Kazakhstan	916	0.0 e	0.0 e	0.0 e	0.0 e	0.0 e	0.0 e	4.6 e	1.1 e	1.0 e	0.8 e	0.9 e	0.9 e
Kyrgyz Republic	917	....	....	....	....	....	....	0.0 e	0.0 e	0.0 e	0.0 e	0.0 e	0.0 e
Russian Federation	922	0.0 e	0.0 e	0.0 e	0.0 e	0.0 e	0.0 e	1.6 e	0.3 e	0.4 e	0.5 e	0.0 e	0.1 e
Ukraine	926	0.0 e	0.0 e	....	....	0.0 e	0.0 e	0.7 e	0.1 e	0.1 e	2.3 e	1.5 e	4.0 e
<b>Mid East, N Africa, Pak</b>	<b>440</b>	<b>807.8</b>	<b>208.1</b>	<b>210.9</b>	<b>165.3</b>	<b>165.3</b>	<b>143.2</b>	<b>691.8</b>	<b>162.7</b>	<b>149.0</b>	<b>140.4</b>	<b>141.4</b>	<b>163.1</b>
Algeria	612	0.0 e	0.0 e	0.0 e	0.0 e	0.0 e	0.0 e	....	....	....	....	....	....
Bahrain, Kingdom of	419	4.7 e	1.1 e	1.2 e	1.0 e	1.0 e	0.9 e	0.4 e	0.1 e	0.1 e	0.1 e	0.1 e	0.1 e
Djibouti	611	10.2 e	2.8 e	2.9 e	2.4 e	3.1 e	2.8 e	62.2 e	6.8 e	10.0 e	8.7 e	19.4 e	15.6 e
Egypt	469	0.5 e	0.1 e	0.1 e	0.1 e	0.1 e	0.1 e	57.4 e	11.0 e	18.5 e	21.2 e	23.5 e	22.2 e
Jordan	439	2.8 e	0.2 e	0.2 e	0.3 e	0.2 e	0.3 e	1.6 e	0.4 e	0.5 e	0.4 e	0.3 e	0.8 e
Kuwait	443	0.4 e	0.1 e	0.1 e	0.1 e	0.1 e	0.1 e	....	....	....	....	....	....
Lebanon	446	0.1 e	0.1 e	0.0 e	0.0 e	0.0 e	0.0 e	0.4 e	0.1 e	0.2 e	0.1 e	0.2 e	0.1 e
Morocco	686	0.0 e	0.0 e	0.0 e	....	....	....	....	....	....	....	....	....
Oman	449	345.6 e	94.6 e	93.6 e	64.0 e	62.0 e	60.3 e	507.9 e	137.6 e	111.2 e	102.1 e	90.0 e	115.3 e
Pakistan	564	6.6 e	1.5 e	1.6 e	1.5 e	1.8 e	1.7 e	25.3 e	6.2 e	6.6 e	7.1 e	7.3 e	6.9 e
Qatar	453	0.4 e	0.1 e	0.1 e	0.1 e	0.1 e	0.1 e	0.7 e	0.2 e	0.2 e	0.1 e	0.1 e	0.1 e
Saudi Arabia	456	300.0 e	72.1 e	75.3 e	64.4 e	62.8 e	48.7 e	....	....	....	....	....	....
Sudan	732	0.1 e	0.0 e	0.0 e	0.0 e	0.0 e	0.0 e	0.1 e	....	....	....	....	....
Syrian Arab Republic	463	0.2 e	0.1 e	0.1 e	0.0 e	0.0 e	0.0 e	0.0 e	0.0 e	0.0 e	0.0 e	0.0 e	0.0 e
Tunisia	744	1.7 e	0.4 e	0.4 e	0.4 e	0.4 e	0.4 e	0.1 e	0.0 e	0.0 e	0.0 e	0.0 e	0.0 e
United Arab Emirates	466	115.4 e	30.5 e	30.6 e	25.6 e	26.8 e	23.4 e	....	....	....	....	....	....
Yemen, Republic of	474	19.2 e	4.3 e	4.7 e	5.4 e	6.8 e	4.3 e	35.7 e	0.4 e	1.8 e	0.4 e	0.4 e	1.9 e
<b>Sub-Saharan Africa</b>	<b>603</b>	<b>29.7</b>	<b>7.4</b>	<b>7.1</b>	<b>4.7</b>	<b>5.9</b>	<b>5.1</b>	<b>886.3</b>	<b>243.9</b>	<b>188.0</b>	<b>225.4</b>	<b>248.1</b>	<b>231.7</b>
Burundi	618	....	....	....	....	....	....	0.0 e	0.0 e	0.0 e	0.0 e	0.0 e	0.0 e
Cameroon	622	0.0 e	0.0 e	0.0 e	0.0 e	0.0 e	0.0 e	....	....	....	....	....	....
Côte d'Ivoire	662	3.0 e	0.8 e	0.8 e	0.7 e	0.8 e	0.6 e	....	....	....	....	....	....
Ethiopia	644	1.2 e	0.3 e	0.4 e	0.3 e	0.3 e	0.3 e	712.1 e	196.6 e	140.0 e	179.0 e	197.9 e	185.4 e
Ghana	652	0.2 e	0.0 e	0.0 e	0.0 e	0.0 e	0.0 e	....	....	....	....	....	....
Guinea	656	0.0 e	0.0 e	0.0 e	0.0 e	0.0 e	0.0 e	....	....	....	....	....	....
Kenya	664	1.4 e	0.3 e	0.4 e	0.3 e	0.3 e	0.3 e	163.3 e	45.0 e	42.9 e	43.2 e	45.0 e	41.5 e
Madagascar	674	....	....	....	....	....	....	0.0 e	0.0 e	0.0 e	0.0 e	0.0 e	0.0 e
Mozambique	688	0.0 e	0.0 e	0.0 e	0.0 e	0.0 e	0.0 e	0.0 e	0.0 e	0.0 e	0.0 e	0.0 e	0.0 e
Namibia	728	....	....	....	....	....	....	0.0 e	0.0 e	0.0 e	0.0 e	0.0 e	0.0 e
Nigeria	694	23.2 e	5.7 e	5.3 e	3.3 e	4.3 e	3.7 e	....	....	....	....	....	....
Rwanda	714	0.0 e	0.0 e	0.0 e	0.0 e	0.0 e	0.0 e	....	....	....	....	....	....
Sierra Leone	724	0.2 e	0.0 e	0.1 e	0.1 e	0.1 e	0.0 e	....	....	....	....	....	....
South Africa	199	0.0 e	0.0 e	0.0 e	0.0 e	0.0 e	0.0 e	5.4 e	0.5 e	4.2 e	1.7 e	3.8 e	3.0 e
Tanzania	738	0.4 e	0.1 e	0.1 e	0.1 e	0.1 e	0.1 e	3.0 e	0.7 e	0.6 e	0.6 e	0.7 e	0.7 e
Togo	742	....	....	....	....	....	....	0.1 e	0.0 e	0.0 e	0.0 e	0.0 e	0.0 e
Uganda	746	....	....	....	....	....	....	2.4 e	1.1 e	0.4 e	0.8 e	0.8 e	1.1 e
Zambia	754	0.0 e	....	....	....	....	....	....	....	....	....	....	0.1 e
<b>Western Hemisphere</b>	<b>205</b>	<b>0.1</b>	<b>0.0</b>	<b>0.0</b>	<b>0.0</b>	<b>0.0</b>	<b>0.0</b>	<b>40.0</b>	<b>4.8</b>	<b>14.2</b>	<b>20.4</b>	<b>13.7</b>	<b>25.5</b>
Anguilla	312	0.0 e	0.0 e	0.0 e	0.0 e	0.0 e	0.0 e	....	....	....	....	....	....
Argentina	213	0.0 e	0.0 e	0.0 e	0.0 e	0.0 e	0.0 e	1.0 e	0.2 e	0.2 e	0.2 e	0.2 e	0.2 e
Barbados	316	0.0 e	0.0 e	0.0 e	0.0 e	0.0 e	0.0 e	....	....	....	....	....	....
Brazil	223	0.0 e	0.0 e	0.0 e	0.0 e	0.0 e	0.0 e	39.1 e	4.6 e	14.0 e	20.2 e	13.4 e	25.2 e
Colombia	233	0.0 e	0.0 e	0.0 e	....	....	....	....	....	....	....	....	....
Costa Rica	238	0.0 e	0.0 e	0.0 e	0.0 e	0.0 e	0.0 e	....	....	....	....	....	....
El Salvador	253	0.0 e	0.0 e	0.0 e	....	0.0 e	0.0 e	....	....	....	....	....	....
Grenada	328	0.0 e	0.0 e	0.0 e	0.0 e	0.0 e	0.0 e	....	....	....	....	....	....
Guyana	336	0.0 e	0.0 e	0.0 e	0.0 e	0.0 e	0.0 e	....	....	....	....	....	....
Honduras	268	0.0 e	0.0 e	0.0 e	....	....	....	....	....	....	....	....	....
Paraguay	288	0.0 e	0.0 e	0.0 e	0.0 e	0.0 e	0.0 e	....	....	....	....	....	....

# Somalia (726)

In Millions of U.S. Dollars

		Exports (FOB)						Imports (CIF)					
		2015	2015Q3	2015Q4	2016Q1	2016Q2	2016Q3	2015	2015Q3	2015Q4	2016Q1	2016Q2	2016Q3
Peru	293	0.0 e	....	0.0 e	0.0 e	0.0 e	0.0 e	....	....	....	....	....	....
Trinidad and Tobago	369	....	....	....	....	....	....	0.0 e	0.0 e	0.0 e	0.0 e	0.0 e	0.0 e
<b>Memorandum Items</b>													
Africa	605	41.7	10.7	10.5	7.6	9.4	8.4	948.6	250.8	198.1	234.1	267.6	247.3
Middle East	405	789.2	203.2	205.8	161.0	160.0	138.2	604.1	149.7	132.4	124.5	114.6	140.6
European Union	998	9.0	2.6	2.6	4.1	4.5	2.3	114.0	30.2	34.1	19.5	31.9	31.3
Export earnings: fuel	080	808.9	208.6	210.8	163.9	163.9	141.5	550.9	139.7	114.6	104.1	91.6	118.5
Export earnings: nonfuel	092	87.9	22.3	26.4	16.3	28.2	30.0	2,216.0	594.1	523.4	604.0	701.7	653.6



# South Africa (199)

In Millions of U.S. Dollars

		Exports (FOB)						Imports (FOB)					
		2015	2015Q3	2015Q4	2016Q1	2016Q2	2016Q3	2015	2015Q3	2015Q4	2016Q1	2016Q2	2016Q3
IFS World		81,673.1	20,932.1	18,868.6	16,240.4	20,015.2	19,890.2	85,274.0	21,914.7	19,769.8	17,318.2	18,034.1	19,996.3
World	001	81,488.0	20,863.0	18,741.4	15,675.2	19,166.1	19,904.6	85,421.1	21,948.1	19,898.0	17,253.4	18,049.1	20,009.4
Advanced Economies	110	34,145.4	8,960.9	7,795.1	6,773.2	8,524.2	8,872.3	39,757.7	10,182.5	8,995.7	8,041.5	8,400.8	8,955.6
Euro Area	163	12,974.5	3,549.9	2,845.1	2,838.1	3,349.8	3,738.7	19,468.3	5,084.2	4,477.7	4,288.2	4,392.1	4,752.5
Austria	122	76.3	16.9	20.5	13.6	22.3	21.4	535.0	148.1	148.8	94.7	114.2	127.1
Belgium	124	2,314.7	596.3	501.3	524.0	547.5	644.8	1,009.4	254.0	216.7	178.3	209.1	213.2
Cyprus	423	8.5	2.4	2.7	2.3	2.3	2.4	5.2	1.4	0.9	0.8	0.8	0.5
Estonia	939	17.1	3.7	6.4	0.7	4.6	7.0	44.0	12.2	5.7	2.7	1.8	2.1
Finland	172	32.7	8.6	7.3	5.0	10.5	10.7	339.9	84.1	83.1	96.0	78.6	80.5
France	132	756.0	198.8	157.1	156.1	196.8	214.6	1,930.2	449.4	474.1	446.0	422.8	454.5
Germany	134	5,336.9	1,478.8	1,157.5	1,250.3	1,526.9	1,506.3	9,661.9	2,610.2	2,105.8	2,099.9	2,243.6	2,480.7
Greece	174	49.8	15.4	8.7	8.6	15.8	14.8	55.5	16.9	13.0	11.7	11.7	15.7
Ireland	178	130.7	20.7	30.1	17.5	26.6	23.5	436.2	114.6	87.9	71.5	115.6	89.2
Italy	136	1,088.6	274.6	271.3	237.6	272.2	330.0	2,238.6	553.5	523.1	457.5	455.6	475.4
Latvia	941	5.1	1.4	0.6	0.7	1.3	4.1	16.7	2.8	7.4	3.0	4.2	4.8
Lithuania	946	39.0	16.1	14.7	13.6	21.1	5.4	35.4	4.6	17.8	21.6	10.4	4.7
Luxembourg	137	6.0	1.6	1.0	2.4	0.9	2.5	55.2	16.8	11.3	10.6	12.8	13.6
Malta	181	29.1	6.9	7.0	2.3	3.4	3.7	15.7	3.1	2.9	2.5	3.5	4.2
Netherlands	138	1,993.1	561.3	410.5	407.4	442.7	623.9	1,249.3	348.1	333.6	360.6	296.9	316.1
Portugal	182	125.5	43.1	29.3	18.5	34.8	63.6	199.6	54.6	59.5	55.7	55.2	54.7
Slovak Republic	936	1.5	0.3	0.3	0.2	0.2	0.3	160.6	43.5	48.2	32.6	37.7	40.6
Slovenia	961	71.0	11.9	19.8	7.5	20.4	15.2	46.2	11.5	11.6	11.5	10.0	13.3
Spain	184	892.6	291.0	199.0	170.0	199.5	244.4	1,433.7	355.0	326.2	331.3	307.6	361.8
Australia	193	854.7	248.3	174.3	175.8	199.8	204.3	974.0	220.1	186.9	153.9	164.0	222.8
Canada	156	413.6	119.0	88.9	81.8	104.8	99.9	459.1	104.0	101.1	73.0	89.0	85.1
China,P.R.: Hong Kong	532	1,767.5	565.0	421.8	340.6	447.9	510.5	512.4	166.8	108.0	61.5	65.8	77.2
China,P.R.: Macao	546	0.5	....	0.4	0.2	0.1	0.4	4.8	0.2	0.1	0.0	0.1	0.2
Czech Republic	935	120.9	27.3	40.9	34.6	35.4	37.9	544.4	130.0	130.5	142.4	134.8	146.3
Denmark	128	86.6	29.1	13.7	15.6	34.4	38.0	355.3	89.5	119.3	76.4	49.3	89.7
Iceland	176	3.5	0.6	2.1	0.0	2.1	2.0	3.3	1.2	0.7	0.4	0.7	0.6
Israel	436	451.3	90.5	119.1	81.0	73.3	74.8	261.3	68.5	67.4	55.3	53.1	72.6
Japan	158	3,989.5	935.8	981.1	734.7	814.1	1,007.4	3,153.2	787.9	686.9	589.6	627.0	700.1
Korea, Republic of	542	1,082.5	302.9	270.2	270.8	296.0	261.3	1,297.7	347.2	268.8	241.3	250.3	262.2
New Zealand	196	87.8	22.2	24.3	18.3	20.8	23.9	158.3	37.1	31.8	30.2	32.0	34.6
Norway	142	153.3	25.8	13.6	23.1	33.9	29.3	96.8	36.3	21.5	18.4	15.6	17.2
Singapore	576	544.6	90.4	125.2	98.0	124.4	121.6	1,344.4	272.7	137.9	91.3	86.1	84.9
Sweden	144	168.9	42.8	42.3	26.2	56.2	49.5	950.8	268.6	225.2	167.3	258.8	172.0
Switzerland	146	1,339.5	415.3	316.8	171.2	260.6	246.8	720.7	207.7	173.9	195.5	169.0	187.2
Taiwan Prov.of China	528	579.3	154.4	119.2	102.6	119.8	119.1	915.6	247.3	198.5	176.8	168.6	188.7
United Kingdom	112	3,305.6	804.3	691.1	537.4	1,086.1	836.4	2,491.3	664.0	647.7	524.1	541.4	601.9
United States	111	6,221.3	1,537.3	1,505.0	1,223.5	1,464.6	1,470.5	6,045.8	1,449.4	1,411.9	1,155.9	1,303.0	1,259.9
Emerg. & Dev. Economies	200	40,956.8	10,443.6	9,341.4	7,957.8	9,537.0	9,973.7	45,183.3	11,646.8	10,801.9	9,094.7	9,485.8	10,820.5
Emerg. & Dev. Asia	505	12,357.8	3,098.8	2,679.8	2,414.3	3,036.5	2,950.7	25,164.3	6,623.8	5,987.7	5,127.4	5,138.5	5,835.0
American Samoa	859	0.0	....	....	....	....	....	0.0	0.0	0.0	0.0	0.1	0.0
Bangladesh	513	97.3	28.0	38.2	19.6	23.1	48.2	90.6	26.1	23.3	21.1	18.6	18.9
Bhutan	514	0.0	....	....	....	0.0	....	0.0	0.0	0.0	0.0	0.0	0.0
Brunei Darussalam	516	0.5	0.1	0.3	0.1	0.2	1.0	0.0	0.0	0.0	0.0	0.0	0.2
Cambodia	522	3.8	0.6	0.4	1.1	0.6	0.6	17.0	5.8	5.2	5.1	4.6	5.6
China,P.R.: Mainland	924	7,468.8	1,917.1	1,512.5	1,314.1	1,773.8	1,684.4	15,667.1	4,032.1	3,957.8	3,115.5	3,146.2	3,642.0
Fiji	819	2.7	1.1	0.4	0.4	1.0	1.0	0.0	0.0	0.0	0.0	0.1	0.0
F.T. French Polynesia	887	0.3	0.1	0.1	0.0	0.1	0.7	0.0	0.0	....	0.0	0.0	0.0
F.T. New Caledonia	839	1.7	0.4	0.3	0.1	0.6	0.7	35.5	8.6	8.5	8.3	7.7	9.7
Guam	829	0.0	....	0.0	0.0	0.0	0.0	0.0	0.0	0.0	....	0.0	0.0
India	534	3,215.7	746.1	742.8	705.6	828.4	773.6	4,248.8	1,160.0	859.4	730.8	666.6	882.6
Indonesia	536	220.8	54.5	60.3	60.9	60.0	60.9	700.6	174.3	173.6	155.2	146.0	179.1
Kiribati	826	0.1	0.1	0.0	....	1.5	0.4	0.0	0.0	....	....	....	0.0
Lao People's Dem.Rep	544	0.3	0.0	0.1	0.1	0.4	0.0	0.1	0.0	0.0	0.0	0.1	0.1
Malaysia	548	538.8	140.8	89.2	115.1	134.6	116.7	854.3	273.1	192.3	161.3	203.8	204.8
Maldives	556	4.9	1.8	1.1	1.6	4.5	2.7	0.1	....	0.1	0.0	0.0	0.0
Mongolia	948	0.3	0.2	0.0	0.0	0.1	0.2	0.1	0.0	0.0	0.0	0.0	....

# South Africa (199)

In Millions of U.S. Dollars

		Exports (FOB)						Imports (FOB)					
		2015	2015Q3	2015Q4	2016Q1	2016Q2	2016Q3	2015	2015Q3	2015Q4	2016Q1	2016Q2	2016Q3
Myanmar	518	3.0	0.4	1.8	1.2	0.5	2.2	1.3	0.4	0.5	1.3	0.6	0.9
Nauru	836	0.0	....	....	....	....	....	0.0	0.0	0.0	0.0	....	0.0
Nepal	558	1.7	0.8	0.5	0.3	0.8	1.1	0.8	0.1	0.2	0.2	0.3	0.2
Palau	565	0.0	....	....	....	....	....	....	....	....	....	....	....
Papua New Guinea	853	13.4	3.4	3.1	3.1	2.7	3.0	0.1	0.0	0.0	0.0	0.1	0.1
Philippines	566	59.7	13.6	16.9	8.6	12.9	15.3	161.1	43.3	45.8	51.6	37.5	38.8
Samoa	862	0.2	....	....	....	....	....	0.2	0.1	0.0	0.3	0.0	0.3
Solomon Islands	813	0.2	0.1	0.0	0.0	0.0	0.0	0.4	0.1	0.0	0.0	0.0	0.0
Sri Lanka	524	78.0	17.2	50.8	40.4	8.5	27.2	34.2	8.9	7.4	9.1	8.5	8.7
Thailand	578	431.8	113.0	104.6	99.7	124.5	133.8	2,076.4	555.2	446.9	512.6	556.3	577.1
Timor-Leste	537	0.1	0.1	....	....	0.0	0.0	0.0	0.0	....	....	0.0	....
Tonga	866	0.4	....	0.3	0.1	....	0.0	0.0	....	....	....	....	0.0
Tuvalu	869	1.0	0.4	0.2	0.4	0.1	0.2	0.0	0.0	0.0	0.0	0.0	0.0
Vanuatu	846	1.0	0.0	0.2	0.2	0.3	0.0	0.0	0.0	0.0	....	0.0	0.0
Vietnam	582	182.5	53.6	46.3	36.3	50.4	70.8	1,273.5	335.3	265.7	354.6	341.3	265.4
Asia n.s.	598	28.8	5.6	9.5	5.3	6.8	5.9	2.0	0.4	0.7	0.3	0.2	0.4
<b>Europe</b>	<b>170</b>	<b>1,254.2</b>	<b>311.3</b>	<b>275.1</b>	<b>253.8</b>	<b>273.4</b>	<b>308.9</b>	<b>2,510.4</b>	<b>710.1</b>	<b>590.4</b>	<b>474.5</b>	<b>522.3</b>	<b>567.9</b>
<b>Emerg. &amp; Dev. Europe</b>	<b>903</b>	<b>832.2</b>	<b>194.8</b>	<b>188.8</b>	<b>188.0</b>	<b>165.4</b>	<b>174.7</b>	<b>1,946.7</b>	<b>485.3</b>	<b>480.3</b>	<b>404.5</b>	<b>434.0</b>	<b>453.5</b>
Albania	914	0.6	0.1	0.1	0.1	0.4	2.4	2.6	0.2	2.0	2.9	0.2	0.2
Bosnia and Herzegovina	963	8.1	2.2	1.2	3.8	2.5	3.4	3.6	0.9	0.8	1.5	2.0	1.3
Bulgaria	918	9.5	2.7	2.4	4.1	4.0	4.4	76.7	8.8	25.7	21.0	28.3	11.4
Croatia	960	4.6	1.4	0.8	1.8	1.8	1.3	11.3	1.6	1.6	3.8	1.6	5.3
Faroe Islands	816	....	....	....	....	0.0	....	0.1	0.0	....	0.1	0.0	0.0
Gibraltar	823	22.0	5.4	4.6	2.1	4.9	5.6	0.0	0.0	0.0	0.0	0.0	0.0
Hungary	944	74.9	18.8	19.6	11.0	25.0	21.0	294.2	80.9	65.9	57.6	72.2	68.6
Macedonia, FYR	962	0.0	0.0	0.0	0.1	0.7	0.1	1.5	0.9	0.1	0.9	0.3	0.1
Montenegro	943	0.6	0.4	0.1	0.0	0.1	0.6	0.7	0.2	0.4	0.1	0.0	0.0
Poland	964	133.2	32.9	33.5	28.7	38.7	40.5	673.2	157.5	183.3	151.4	165.9	180.7
Romania	968	36.0	6.7	10.6	6.4	7.4	15.9	293.4	65.2	85.5	64.3	53.7	60.1
Serbia, Republic of	942	1.0	0.5	0.0	0.2	0.9	1.3	5.5	1.5	1.5	2.1	1.7	2.1
Turkey	186	541.8	123.7	115.8	129.7	79.0	78.3	583.9	167.7	113.7	98.9	108.1	123.7
<b>CIS</b>	<b>901</b>	<b>421.7</b>	<b>116.5</b>	<b>86.0</b>	<b>65.8</b>	<b>108.0</b>	<b>134.2</b>	<b>563.7</b>	<b>224.8</b>	<b>110.1</b>	<b>70.0</b>	<b>88.3</b>	<b>114.4</b>
Armenia	911	2.4	0.7	1.0	0.8	0.1	0.1	0.0	0.0	0.0	0.0	0.0	0.0
Azerbaijan, Rep. of	912	16.7	6.1	5.9	1.0	0.4	0.4	0.3	0.1	0.1	0.0	....	0.0
Belarus	913	1.1	0.8	0.1	0.2	0.3	0.1	12.9	1.7	1.1	0.4	0.7	1.0
Georgia	915	15.6	3.6	4.6	1.3	2.8	7.5	0.2	0.0	0.0	0.1	0.3	0.1
Kazakhstan	916	10.9	1.4	4.9	8.2	5.9	4.3	5.0	0.2	1.1	0.2	7.6	0.7
Kyrgyz Republic	917	1.6	0.6	0.1	0.1	0.2	0.1	0.1	0.0	0.0	0.0	0.0	0.0
Moldova	921	0.1	0.1	0.0	0.1	0.1	0.1	1.0	0.1	0.8	0.1	0.1	0.2
Russian Federation	922	293.9	88.4	45.1	41.9	84.6	94.7	478.4	205.2	96.1	60.7	65.6	96.9
Tajikistan	923	0.0	0.0	0.0	....	0.0	0.0	0.0	....	0.0	0.0	0.0	0.0
Turkmenistan	925	0.1	....	0.0	0.1	0.0	0.1	0.1	0.0	0.0	0.0	0.0	0.0
Ukraine	926	78.8	14.3	24.3	12.1	13.6	26.7	65.5	17.2	10.9	8.5	13.9	15.1
Uzbekistan	927	0.5	0.5	0.0	0.0	0.0	0.0	0.2	0.0	0.0	0.0	0.1	0.4
Europe n.s.	884	0.3	0.0	0.2	0.0	....	0.0	0.0	0.0	0.0	0.0	0.0	0.0
<b>Mid East, N Africa, Pak</b>	<b>440</b>	<b>3,017.9</b>	<b>797.8</b>	<b>717.9</b>	<b>655.3</b>	<b>808.3</b>	<b>840.1</b>	<b>5,645.1</b>	<b>1,442.7</b>	<b>1,365.6</b>	<b>909.8</b>	<b>1,320.1</b>	<b>1,425.9</b>
Afghanistan, I.R. of	512	1.4	0.5	0.5	0.4	0.2	0.5	0.2	0.1	0.0	0.0	0.0	0.0
Algeria	612	133.3	10.7	11.0	10.2	8.4	9.5	5.0	4.3	0.0	0.1	0.1	0.0
Bahrain, Kingdom of	419	23.4	7.2	5.2	3.7	6.7	5.8	100.2	29.0	33.6	8.5	70.2	64.2
Djibouti	611	52.7	25.7	5.6	9.2	18.3	10.2	2.0	0.4	0.0	0.0	0.4	0.2
Egypt	469	120.6	36.7	31.4	44.6	39.3	65.0	68.3	13.9	12.8	11.7	12.6	18.4
Iran, I.R. of	429	16.5	4.9	3.8	4.4	5.0	7.9	12.0	0.7	1.8	3.5	2.1	5.9
Iraq	433	39.9	3.7	0.9	1.3	0.9	9.6	107.7	0.0	42.3	0.0	0.0	0.0
Jordan	439	35.8	8.0	4.9	9.4	7.3	16.4	34.0	16.5	8.8	2.9	2.6	10.6
Kuwait	443	113.1	41.4	15.2	14.5	23.3	27.7	285.0	25.2	75.1	0.3	19.6	10.2
Lebanon	446	16.5	3.4	6.5	1.4	3.4	2.8	3.6	1.1	0.9	0.9	0.6	0.9
Libya	672	2.8	0.8	0.4	1.8	1.1	1.4	0.0	0.0	0.0	0.0	0.0	0.0
Mauritania	682	11.8	3.1	2.9	3.7	4.1	3.8	0.0	0.0	0.0	0.4	4.6	0.0
Morocco	686	261.5	71.2	42.0	40.7	35.4	32.1	86.5	39.4	11.0	9.5	37.8	21.1
Oman	449	70.8	11.7	25.0	12.4	15.0	10.7	457.7	111.2	185.5	68.3	42.8	104.2

# South Africa (199)

In Millions of U.S. Dollars

		Exports (FOB)						Imports (FOB)					
		2015	2015Q3	2015Q4	2016Q1	2016Q2	2016Q3	2015	2015Q3	2015Q4	2016Q1	2016Q2	2016Q3
Pakistan	564	331.0	101.8	67.5	77.2	99.1	79.8	223.5	51.0	46.6	41.1	37.9	42.1
Qatar	453	49.1	12.7	11.0	19.6	25.7	22.9	500.1	125.5	223.8	105.8	123.1	105.5
Saudi Arabia	456	446.4	129.9	138.4	104.9	123.0	93.9	2,642.6	702.3	580.8	492.9	672.8	741.3
Somalia	726	5.1	0.4	4.0	1.6	3.6	2.9	0.0	0.0	0.0	0.0	0.0	0.0
Sudan	732	24.7	7.1	10.0	3.8	6.4	5.9	0.2	0.0	0.1	0.0	0.0	0.0
Syrian Arab Republic	463	12.1	4.0	3.6	2.0	6.0	0.0	0.5	0.0	0.3	0.1	0.0	0.0
Tunisia	744	15.9	5.4	6.5	1.4	2.2	3.0	22.3	3.4	8.2	7.9	4.3	4.0
United Arab Emirates	466	1,190.4	302.5	301.7	279.1	365.9	424.8	1,093.5	318.5	133.8	155.9	288.6	297.2
Yemen, Republic of	474	43.1	5.0	19.9	7.8	8.1	3.8	0.0	....	0.0	0.2	0.0	0.0
<b>Sub-Saharan Africa</b>	<b>603</b>	<b>23,046.3</b>	<b>5,921.7</b>	<b>5,388.2</b>	<b>4,381.4</b>	<b>5,108.6</b>	<b>5,617.5</b>	<b>8,880.0</b>	<b>2,006.5</b>	<b>2,109.2</b>	<b>1,771.2</b>	<b>1,746.6</b>	<b>2,057.9</b>
Angola	614	677.9	186.4	148.6	107.5	120.5	169.2	1,356.9	281.8	327.9	219.3	384.1	371.7
Benin	638	24.2	10.8	3.9	9.7	5.6	2.3	7.2	2.7	2.2	0.6	0.4	1.9
Botswana	616	4,142.5	1,018.8	903.0	887.0	895.5	946.8	432.8	118.8	72.1	110.3	101.4	116.2
Burkina Faso	748	34.0	11.7	8.9	7.2	6.9	5.6	0.2	0.0	0.0	0.0	0.0	0.0
Burundi	618	5.3	0.8	0.6	0.8	1.3	0.3	0.1	0.0	0.0	0.1	0.1	0.0
Cabo Verde	624	0.7	0.2	0.2	0.2	0.3	0.2	0.0	0.0	0.0	0.0	0.0	0.0
Cameroon	622	47.6	8.0	15.6	6.6	15.7	12.6	2.2	0.8	0.5	0.6	0.5	0.2
Central African Rep.	626	1.3	1.0	0.2	0.1	0.0	0.1	0.0	0.0	0.0	0.0	0.0	0.0
Chad	628	1.6	0.3	0.3	0.1	0.3	0.3	0.0	0.0	0.0	0.0	0.0	0.0
Comoros	632	4.5	0.8	0.9	1.2	1.1	0.9	0.5	0.4	0.1	0.1	0.0	0.0
Congo, Dem. Rep. of	636	1,023.7	260.9	220.1	161.6	188.0	220.3	96.5	12.0	9.7	5.4	8.6	21.7
Congo, Republic of	634	79.9	22.9	12.1	11.1	15.8	13.8	2.5	0.5	1.6	0.2	0.4	0.8
Côte d'Ivoire	662	69.9	12.9	19.2	21.4	46.5	24.3	31.2	8.8	6.9	6.6	7.0	5.3
Equatorial Guinea	642	7.8	2.1	2.0	2.0	2.9	2.6	112.4	20.2	30.9	19.5	0.6	17.3
Eritrea	643	20.9	3.9	3.0	3.4	3.0	3.6	0.0	0.0	0.0	0.0	0.0	0.0
Ethiopia	644	80.2	23.5	23.1	12.4	18.9	20.2	8.6	3.4	1.4	2.1	2.0	2.2
Gabon	646	45.8	10.9	10.8	10.7	9.5	10.8	8.8	1.1	1.4	1.3	1.4	1.6
Gambia, The	648	3.6	1.2	0.6	1.0	1.5	1.8	0.2	....	0.0	0.2	0.1	0.1
Ghana	652	344.0	119.6	67.8	68.8	82.2	93.8	14.3	3.6	5.0	4.2	2.0	4.3
Guinea	656	16.4	3.3	4.5	6.3	6.1	5.2	56.7	0.0	0.0	0.0	0.0	0.2
Guinea-Bissau	654	1.2	0.4	0.0	0.4	0.2	0.4	0.0	0.0	....	0.0	....	....
Kenya	664	651.1	173.4	153.4	98.8	153.3	144.1	19.0	4.0	4.7	6.3	7.1	2.8
Lesotho	666	1,173.6	303.0	294.5	230.8	273.0	314.2	268.4	68.3	81.7	65.6	63.5	76.7
Liberia	668	45.4	12.5	9.6	7.4	10.4	11.4	0.3	0.2	0.0	0.1	0.7	50.6
Madagascar	674	141.2	36.1	35.1	32.8	33.6	42.0	127.7	36.4	31.9	26.2	24.8	37.1
Malawi	676	368.6	98.8	90.0	67.2	88.9	105.0	55.5	16.7	12.5	11.5	15.8	15.4
Mali	678	58.1	11.2	17.6	13.3	16.2	17.7	0.3	0.1	0.1	0.1	0.2	0.9
Mauritius	684	292.0	80.6	76.1	68.1	76.1	84.9	179.2	48.0	48.3	42.1	32.9	45.2
Mozambique	688	2,328.9	567.7	529.7	424.4	507.0	609.6	819.7	202.8	189.9	170.2	159.8	158.6
Namibia	728	4,156.5	1,066.7	990.7	721.3	875.3	1,002.7	513.1	140.0	97.4	94.6	119.2	102.7
Niger	692	3.3	1.2	0.7	0.6	0.8	0.3	0.1	0.0	0.0	0.0	0.0	0.1
Nigeria	694	655.3	159.8	142.7	98.1	137.1	101.7	3,078.9	657.8	621.8	461.6	458.8	657.9
Rwanda	714	26.9	7.9	6.5	10.4	7.2	5.8	1.0	0.4	0.3	0.3	0.1	0.2
São Tomé & Príncipe	716	0.4	0.3	0.0	0.3	12.3	0.0	0.0	0.0	0.0	0.0	0.0	0.0
Senegal	722	107.7	35.4	23.3	26.7	28.0	27.8	19.1	6.6	3.5	0.0	0.2	0.6
Seychelles	718	61.2	14.5	22.1	14.8	17.3	17.9	0.8	0.1	0.1	0.2	0.4	0.6
Sierra Leone	724	26.2	5.4	8.8	3.8	6.2	5.5	0.8	0.4	0.1	0.1	0.4	0.5
Swaziland	734	1,252.8	322.5	316.4	238.0	274.1	325.7	1,090.2	263.1	311.8	224.1	215.0	272.0
Tanzania	738	542.9	142.6	126.7	97.0	112.5	115.9	29.8	10.0	5.4	6.8	4.3	7.1
Togo	742	62.1	21.2	13.3	12.8	20.9	26.9	0.7	0.6	0.1	35.1	0.2	0.8
Uganda	746	137.1	34.8	34.2	27.9	30.3	33.1	7.9	1.9	1.1	1.4	1.7	1.1
Zambia	754	2,301.0	595.3	543.8	447.5	512.1	545.0	205.4	56.3	36.8	45.6	40.1	49.6
Zimbabwe	698	2,006.8	527.3	503.3	415.8	489.5	540.9	324.1	38.6	201.8	208.4	92.5	33.9
Africa n.s.	799	14.0	3.2	4.3	4.1	4.7	4.0	6.6	0.0	0.0	0.1	0.2	0.0
<b>Western Hemisphere</b>	<b>205</b>	<b>1,280.6</b>	<b>314.0</b>	<b>280.5</b>	<b>253.1</b>	<b>310.2</b>	<b>256.5</b>	<b>2,983.5</b>	<b>863.7</b>	<b>749.0</b>	<b>811.8</b>	<b>758.3</b>	<b>933.8</b>
Antigua and Barbuda	311	5.9	1.2	1.3	0.9	1.0	0.9	0.2	0.0	0.0	0.0	0.0	0.0
Argentina	213	156.1	44.6	27.9	31.1	40.6	49.4	609.6	167.6	168.9	216.2	189.8	205.0
Aruba	314	0.2	0.0	0.1	0.1	0.1	0.1	0.0	....	....	0.0	0.0	....
Bahamas, The	313	11.1	1.8	2.9	1.4	2.2	1.2	15.1	3.2	5.9	10.3	6.5	6.8
Barbados	316	1.4	0.3	0.3	0.3	0.6	0.8	1.7	0.4	0.3	0.2	0.4	0.6

# South Africa (199)

In Millions of U.S. Dollars

		Exports (FOB)						Imports (FOB)					
		2015	2015Q3	2015Q4	2016Q1	2016Q2	2016Q3	2015	2015Q3	2015Q4	2016Q1	2016Q2	2016Q3
Belize	339	1.4	0.3	0.6	0.9	0.2	0.2	0.1	0.0	0.0	0.0	0.1	0.0
Bermuda	319	1.9	1.3	0.1	45.1	0.3	0.5	1.0	0.1	0.5	0.1	0.1	0.1
Bolivia	218	7.3	1.8	3.2	1.5	1.0	0.5	2.7	0.6	0.5	0.3	0.6	0.5
Brazil	223	634.9	153.0	109.3	66.6	150.1	79.4	1,396.9	382.1	328.8	325.3	335.6	362.3
Chile	228	62.6	14.0	14.9	8.8	16.4	14.4	127.8	28.6	48.0	27.1	20.7	28.4
Colombia	233	22.8	6.5	4.7	6.5	9.2	6.7	146.3	113.1	11.2	6.7	5.2	7.9
Costa Rica	238	1.4	0.5	0.1	1.3	1.7	0.7	13.6	3.5	3.3	2.9	3.6	3.6
Dominica	321	0.1	0.0	0.0	0.2	0.1	0.1	0.1	0.0	0.0	....	0.0	0.8
Dominican Republic	243	6.8	1.7	2.1	2.3	3.8	1.7	12.2	4.6	2.8	2.4	4.7	7.7
Ecuador	248	46.2	9.9	10.7	4.7	4.1	1.0	6.7	2.1	1.1	0.5	1.2	0.9
El Salvador	253	0.5	0.1	0.1	0.2	0.2	0.1	3.0	0.7	0.7	0.7	0.9	1.2
Falkland Islands	323	0.2	0.1	0.0	0.1	0.0	0.1	3.4	0.6	....	....	....	1.0
Greenland	326	....	....	....	....	....	....	0.0	....	....	....	....	0.0
Grenada	328	0.2	0.1	0.0	0.0	0.1	0.0	0.0	0.0	....	0.0	....	0.0
Guatemala	258	1.4	0.1	0.7	0.7	1.2	1.2	4.6	1.5	1.0	0.9	1.7	2.3
Guyana	336	1.1	0.3	0.2	4.7	1.9	0.2	0.0	0.0	0.0	0.0	0.0	0.0
Haiti	263	1.4	0.2	0.4	0.3	0.5	0.4	0.0	0.0	0.0	0.0	0.0	0.0
Honduras	268	0.6	0.2	0.2	0.9	1.4	1.0	3.7	1.3	0.4	1.4	0.5	0.7
Jamaica	343	1.9	0.3	0.7	1.3	0.8	0.8	0.5	0.1	0.0	0.1	0.1	0.1
Mexico	273	109.0	16.9	45.3	39.6	21.9	30.4	522.7	137.4	144.5	118.0	118.1	244.7
Netherlands Antilles	353	3.9	0.9	1.2	0.7	1.2	0.3	0.1	0.1	0.0	0.0	0.1	0.0
Nicaragua	278	1.6	0.3	0.9	0.2	0.4	0.3	0.5	0.2	0.2	0.2	0.3	0.2
Panama	283	46.4	11.6	12.9	11.7	14.4	14.0	2.6	0.5	0.2	0.2	0.1	0.2
Paraguay	288	10.2	1.7	0.9	0.9	2.4	1.7	27.1	0.8	1.2	50.7	37.4	19.8
Peru	293	46.7	18.5	9.0	4.6	6.0	7.3	25.3	5.6	7.1	4.6	9.6	6.2
St. Kitts and Nevis	361	0.0	....	0.0	0.0	0.0	0.0	0.0	0.0	0.0	0.0	0.1	0.0
St. Lucia	362	0.1	0.0	0.0	0.1	0.0	0.0	0.0	....	....	....	0.0	....
St. Vincent & Grens.	364	0.2	0.0	0.1	0.0	0.0	0.1	0.0	0.0	0.0	....	0.0	....
Suriname	366	7.4	5.6	1.5	1.2	2.5	8.1	0.4	0.0	0.1	0.1	0.0	0.0
Trinidad and Tobago	369	4.4	1.0	1.9	4.3	3.0	2.3	0.5	0.0	0.3	2.2	13.8	10.3
Uruguay	298	22.7	5.2	4.4	4.0	7.9	6.9	31.3	6.7	7.1	23.0	6.1	6.7
Venezuela, Rep. Bol.	299	4.1	0.9	1.9	1.2	5.9	1.5	5.9	0.2	4.4	0.1	0.0	15.0
Western Hem. n.s.	399	56.6	12.8	20.2	4.6	6.9	21.9	17.9	2.2	10.7	17.3	1.1	0.8
<b>Other Countries n.i.e</b>	<b>910</b>	<b>3.9</b>	<b>0.4</b>	<b>1.6</b>	<b>1.2</b>	<b>1.9</b>	<b>4.5</b>	<b>6.8</b>	<b>3.3</b>	<b>2.1</b>	<b>2.5</b>	<b>0.7</b>	<b>0.5</b>
Cuba	928	1.2	0.0	0.8	0.1	1.0	3.4	2.0	0.8	0.4	0.5	0.4	0.4
Korea, Dem. People's Rep.	954	2.7	0.4	0.8	1.1	0.9	1.1	4.8	2.6	1.7	2.0	0.3	0.1
<b>Special Categories</b>	<b>899</b>	<b>6,310.5</b>	<b>1,437.7</b>	<b>1,585.6</b>	<b>920.7</b>	<b>1,080.4</b>	<b>1,012.1</b>	<b>369.3</b>	<b>83.1</b>	<b>80.8</b>	<b>75.4</b>	<b>125.2</b>	<b>200.7</b>
<b>Countries &amp; Areas n.s.</b>	<b>898</b>	<b>71.3</b>	<b>20.5</b>	<b>17.7</b>	<b>22.3</b>	<b>22.5</b>	<b>42.1</b>	<b>104.0</b>	<b>32.4</b>	<b>17.4</b>	<b>39.4</b>	<b>36.7</b>	<b>32.1</b>
<b>Memorandum Items</b>													
Africa	605	23,551.3	6,045.4	5,470.2	4,452.1	5,186.9	5,684.8	8,996.1	2,054.0	2,128.6	1,789.0	1,793.7	2,083.2
Middle East	405	2,180.5	571.8	567.9	507.0	630.7	692.5	5,305.3	1,344.0	1,299.6	850.8	1,235.1	1,358.5
European Union	998	16,914.6	4,515.8	3,700.1	3,503.9	4,638.7	4,783.5	25,158.9	6,550.3	5,962.3	5,496.5	5,698.0	6,088.6
Export earnings: fuel	080	4,004.3	1,029.1	927.5	758.7	983.6	1,028.9	10,409.4	2,599.7	2,375.1	1,608.1	2,158.6	2,510.4
Export earnings: nonfuel	092	77,483.7	19,833.9	17,814.0	14,916.5	18,182.5	18,875.7	75,011.7	19,348.4	17,522.9	15,645.3	15,890.4	17,498.9

# South Sudan (733)

In Millions of U.S. Dollars

		Exports (FOB)						Imports (CIF)					
		2015	2015Q3	2015Q4	2016Q1	2016Q2	2016Q3	2015	2015Q3	2015Q4	2016Q1	2016Q2	2016Q3
IFS World		....	....	....	....	....	....	....	....	....	....	....	....
World	001	2,193.2	487.7	430.9	296.5	361.5	332.9	361.8	69.3	57.5	49.5	47.2	28.5
Advanced Economies	110	1.0	0.1	0.7	0.2	0.1	0.3	121.2	30.1	28.6	14.7	16.4	8.9
Euro Area	163	0.2	0.1	0.0	0.1	0.1	0.1	65.1	13.2	10.4	7.5	9.0	5.8
Austria	122	0.0 e	....	0.0 e	....	....	....	1.9 e	0.2 e	0.7 e	0.4 e	0.7 e	0.7 e
Belgium	124	0.0 e	0.0 e	....	0.0 e	0.0 e	0.0 e	0.9 e	0.0 e	0.3 e	0.8 e	0.2 e	1.0 e
Cyprus	423	....	....	....	....	....	....	0.7 e	0.2 e	0.2 e	0.2 e	0.2 e	0.2 e
Finland	172	....	....	....	....	0.0 e	....	0.7 e	0.3 e	0.4 e	0.0 e	....	0.0 e
France	132	0.1 e	....	....	....	....	....	20.1 e	0.4 e	1.2 e	0.5 e	0.5 e	0.3 e
Germany	134	0.1 e	0.0 e	0.0 e	0.1 e	0.1 e	0.1 e	10.7 e	5.5 e	2.5 e	1.3 e	2.4 e	1.7 e
Greece	174	....	....	....	....	....	....	0.0 e	0.0 e	....	....	0.0 e	....
Ireland	178	....	....	....	....	....	0.0 e	0.2 e	0.0 e	0.0 e	0.0 e	....	0.1 e
Italy	136	....	....	....	....	....	....	1.7 e	0.1 e	0.1 e	....	....	....
Latvia	941	0.0 e	0.0 e	0.0 e	....	....	....	0.1 e	0.1 e	0.0 e	0.0 e	0.0 e	0.0 e
Lithuania	946	....	....	....	....	....	....	0.0 e	....	....	....	....	....
Malta	181	....	....	....	....	....	....	0.4 e	....	0.3 e	0.3 e	0.1 e	....
Netherlands	138	0.1 e	0.0 e	0.0 e	0.0 e	0.0 e	0.0 e	24.6 e	5.0 e	4.6 e	3.9 e	2.0 e	1.7 e
Portugal	182	....	....	....	....	....	....	....	....	....	....	....	0.0 e
Slovak Republic	936	....	....	....	....	0.0 e	....	....	....	....	....	0.0 e	....
Spain	184	0.0 e	....	....	....	....	....	3.0 e	1.4 e	0.1 e	0.1 e	2.8 e	0.1 e
Australia	193	0.6 e	....	0.6 e	0.1 e	0.0 e	0.0 e	0.3 e	0.1 e	0.0 e	0.1 e	0.1 e	0.0 e
China,P.R.: Hong Kong	532	0.0 e	....	....	0.0 e	0.0 e	....	9.8 e	2.5 e	4.9 e	1.8 e	0.4 e	0.1 e
Czech Republic	935	....	....	....	....	....	....	0.4 e	0.0 e	0.3 e	0.0 e	....	....
Denmark	128	0.0 e	....	....	0.0 e	0.0 e	0.0 e	3.1 e	0.3 e	0.3 e	0.5 e	1.5 e	1.2 e
Japan	158	....	....	....	....	....	....	14.5 e	3.3 e	5.2 e	0.2 e	....	....
Korea, Republic of	542	0.0 e	....	....	....	....	0.0 e	0.8 e	0.1 e	0.3 e	0.0 e	0.1 e	0.0 e
New Zealand	196	0.0 e	....	0.0 e	0.0 e	0.0 e	0.0 e	0.0 e	....	....	....	0.0 e	....
Singapore	576	....	....	....	0.0 e	0.0 e	....	....	....	....	....	....	0.0 e
Sweden	144	0.0 e	0.0 e	0.0 e	0.0 e	....	0.0 e	2.0 e	....	0.4 e	0.4 e	....	0.0 e
Taiwan Prov.of China	528	0.0 e	....	....	....	....	....	0.2 e	0.0 e	0.0 e	0.0 e	0.4 e	....
United Kingdom	112	0.0 e	....	0.0 e	....	....	0.1 e	4.8 e	2.6 e	1.0 e	0.7 e	0.9 e	0.3 e
United States	111	0.2 e	0.0 e	0.0 e	0.0 e	0.0 e	0.0 e	20.2 e	7.9 e	5.6 e	3.4 e	3.9 e	1.4 e
Emerg. & Dev. Economies	200	2,192.2	487.7	430.2	296.3	361.4	332.6	240.6	39.2	28.9	34.8	30.8	19.6
Emerg. & Dev. Asia	505	2,190.5	487.1	429.8	296.0	360.8	331.7	164.7	25.3	15.2	22.0	14.5	6.1
China,P.R.: Mainland	924	2,190.5 e	487.1 e	429.8 e	296.0 e	360.8 e	331.6 e	164.7 e	25.3 e	15.2 e	22.0 e	14.5 e	6.1 e
India	534	....	....	....	....	....	0.1 e	....	....	....	....	....	....
Malaysia	548	....	....	....	....	....	....	0.0 e	0.0 e	....	0.0 e	....	....
Europe	170	0.3	0.2	0.0	....	0.2	0.6	24.0	0.8	0.6	0.2	3.5	0.7
Emerg. & Dev. Europe	903	0.0	....	....	....	....	....	0.4	0.1	0.2	0.2	0.1	0.3
Bulgaria	918	0.0 e	....	....	....	....	....	0.1 e	....	0.1 e	....	....	....
Croatia	960	....	....	....	....	....	....	0.1 e	....	0.1 e	0.1 e	0.0 e	0.3 e
Hungary	944	0.0 e	....	....	....	....	....	0.0 e	0.0 e	....	....	....	....
Poland	964	....	....	....	....	....	....	0.2 e	0.1 e	0.0 e	0.0 e	0.1 e	....
Romania	968	....	....	....	....	....	....	0.0 e	....	....	....	....	....
CIS	901	0.3	0.2	0.0	....	0.2	0.6	23.6	0.7	0.4	....	3.5	0.5
Ukraine	926	0.3 e	0.2 e	0.0 e	....	0.2 e	0.6 e	23.6 e	0.7 e	0.4 e	....	3.5 e	0.5 e
Mid East, N Africa, Pak	440	1.1	0.3	0.3	0.3	0.3	0.3	41.6	10.4	10.4	10.4	10.4	10.4
Pakistan	564	1.1 e	0.3 e	0.3 e	0.3 e	0.3 e	0.3 e	41.6 e	10.4 e	10.4 e	10.4 e	10.4 e	10.4 e
Saudi Arabia	456	0.1 e	0.0 e	0.0 e	0.0 e	0.0 e	0.0 e	....	....	....	....	....	....
Sub-Saharan Africa	603	0.3	0.1	0.1	0.1	0.1	0.1	9.9	2.3	2.6	2.2	2.4	2.2
Ethiopia	644	0.3 e	0.1 e	0.1 e	0.1 e	0.1 e	0.1 e	4.1 e	1.1 e	0.8 e	1.0 e	1.1 e	1.1 e
Rwanda	714	0.0 e	0.0 e	0.0 e	0.0 e	0.0 e	0.0 e	5.7 e	1.2 e	1.8 e	1.1 e	1.2 e	1.2 e
Tanzania	738	....	....	....	....	....	....	0.1 e	0.0 e	0.0 e	0.0 e	0.0 e	0.0 e
Western Hemisphere	205	....	....	....	....	....	....	0.5	0.3	0.1	0.0	....	0.2
Brazil	223	....	....	....	....	....	....	0.5 e	0.3 e	0.1 e	0.0 e	....	0.2 e
Memorandum Items													
Africa	605	0.3	0.1	0.1	0.1	0.1	0.1	9.9	2.3	2.6	2.2	2.4	2.2
Middle East	405	0.1	0.0	0.0	0.0	0.0	0.0	....	....	....	....	....	....
European Union	998	0.3	0.1	0.1	0.1	0.1	0.2	75.8	16.2	12.7	9.3	11.5	7.6
Export earnings: fuel	080	0.1	0.0	0.0	0.0	0.0	0.0	....	....	....	....	....	....
Export earnings: nonfuel	092	2,193.1	487.7	430.8	296.5	361.5	332.9	361.8	69.3	57.5	49.5	47.2	28.5

# Spain (184)

In Millions of U.S. Dollars

		Exports (FOB)						Imports (CIF)					
		2015	2015Q3	2015Q4	2016Q1	2016Q2	2016Q3	2015	2015Q3	2015Q4	2016Q1	2016Q2	2016Q3
IFS World		282,330.1	68,143.6	70,729.2	69,035.6	77,012.7	68,392.6	312,583.2	77,334.2	77,862.0	75,307.3	81,347.8	74,795.0
World	001	282,273.5	68,149.2	71,265.8	69,231.3	77,371.6	68,838.0	311,851.4	77,231.4	78,067.7	75,224.7	81,087.3	74,967.9
Advanced Economies	110	199,895.8	47,718.1	50,528.9	50,911.4	56,111.5	49,058.8	204,677.5	49,483.3	52,710.5	50,382.2	55,074.4	48,870.4
Euro Area	163	142,659.7	33,966.0	35,944.5	36,543.8	40,093.7	35,004.5	153,886.2	36,791.6	39,778.5	37,903.9	41,881.4	36,996.8
Austria	122	2,268.0	521.8	600.7	630.5	698.0	580.8	2,381.4	671.5	601.0	602.1	697.9	604.4
Belgium	124	7,493.9	1,756.5	2,047.6	2,108.1	2,423.1	2,091.1	10,269.6	2,522.9	2,575.7	2,500.3	2,820.1	2,561.7
Cyprus	423	305.7	71.2	68.5	68.1	77.3	65.9	20.9	5.7	6.8	6.2	5.8	6.1
Estonia	939	240.5	63.5	63.5	56.6	68.2	62.4	131.5	34.2	20.8	28.3	23.9	22.4
Finland	172	1,045.9	263.0	283.8	275.3	337.5	309.2	1,174.2	275.5	303.7	278.4	389.1	270.1
France	132	43,916.9	10,582.6	10,571.1	10,938.3	12,026.3	9,865.9	36,850.3	8,589.9	9,361.0	9,325.4	10,076.7	8,803.0
Germany	134	30,811.9	7,301.6	7,846.7	8,186.7	8,800.7	7,591.6	45,013.6	10,686.1	11,791.1	11,322.6	12,253.6	10,511.7
Greece	174	2,185.9	490.5	521.2	475.0	532.3	487.1	770.5	158.7	182.0	199.6	169.8	178.3
Ireland	178	1,614.2	340.6	501.0	527.6	504.8	481.4	4,714.3	1,121.3	1,179.6	1,056.1	1,152.7	930.3
Italy	136	20,654.8	4,759.9	5,266.1	5,360.9	6,083.8	5,375.2	20,051.5	4,806.2	5,363.7	4,808.6	5,703.4	4,996.5
Latvia	941	228.1	54.7	63.2	52.9	54.9	52.1	122.5	37.3	37.9	21.4	25.4	45.4
Lithuania	946	947.5	226.2	259.7	243.4	276.4	284.7	1,246.4	309.7	387.8	290.9	330.6	367.2
Luxembourg	137	326.9	75.1	80.7	72.7	86.4	82.9	705.0	184.3	178.0	259.1	211.3	172.8
Malta	181	372.2	84.2	94.5	52.0	104.4	95.0	101.8	21.7	37.7	23.2	35.5	36.0
Netherlands	138	8,826.8	2,062.5	2,245.5	2,299.0	2,331.7	2,074.1	15,751.7	3,909.6	4,096.4	3,739.4	4,038.6	3,928.1
Portugal	182	19,951.1	4,991.9	5,012.8	4,802.5	5,275.6	5,128.0	12,477.5	2,996.7	3,058.6	2,890.2	3,275.5	3,039.0
Slovak Republic	936	884.1	201.4	234.5	262.7	265.6	247.2	1,612.9	353.8	451.8	425.0	517.1	385.7
Slovenia	961	585.4	118.9	183.3	131.3	146.8	129.9	490.7	106.5	144.9	127.0	154.5	138.3
Australia	193	1,662.6	389.7	370.8	321.8	406.1	390.6	510.5	128.1	137.5	106.3	98.0	145.7
Canada	156	1,520.4	339.3	362.0	368.3	422.0	478.4	1,019.3	298.2	205.6	314.0	267.8	296.8
China,P.R.: Hong Kong	532	942.3	238.6	243.9	225.3	281.1	253.8	269.3	59.7	72.1	74.8	57.5	61.5
China,P.R.: Macao	546	15.9	4.7	3.8	4.3	4.2	5.3	3.6	0.5	0.7	0.1	0.3	0.2
Czech Republic	935	2,320.0	524.4	647.0	638.5	679.5	581.2	4,370.9	1,037.0	1,168.4	1,202.9	1,277.7	1,016.5
Denmark	128	1,672.2	403.4	451.0	417.3	463.8	383.4	2,213.6	566.5	568.5	561.7	646.7	610.6
Iceland	176	40.6	8.7	10.2	14.2	17.1	11.3	61.5	8.5	16.9	17.4	19.0	14.2
Israel	436	1,474.9	372.2	423.9	356.8	457.6	375.6	782.9	199.0	179.6	195.3	224.4	205.0
Japan	158	2,736.1	658.8	684.6	627.4	705.7	699.9	2,732.9	693.9	718.0	754.7	841.1	813.9
Korea, Republic of	542	2,048.4	378.8	612.7	464.0	465.3	395.6	2,425.8	694.5	546.8	581.3	641.8	615.4
New Zealand	196	272.1	54.6	54.8	53.2	52.8	57.8	143.7	41.9	32.6	19.5	57.1	54.8
Norway	142	1,046.7	264.8	275.3	393.2	300.6	258.2	1,795.5	296.7	417.6	419.3	385.0	335.4
San Marino	135	13.2	2.8	4.0	4.9	5.1	4.0	4.6	1.1	1.4	1.3	1.6	1.3
Singapore	576	595.9	134.5	146.4	144.4	170.9	146.9	309.9	88.9	86.4	60.7	70.3	59.6
Sweden	144	2,531.3	602.5	665.7	648.9	672.8	554.7	2,733.8	643.1	679.7	629.5	715.7	619.8
Switzerland	146	4,324.9	1,009.2	1,131.2	1,083.8	1,287.6	1,033.0	3,774.1	979.6	940.2	1,014.1	1,052.9	1,020.3
Taiwan Prov.of China	528	537.9	171.2	114.6	118.4	151.6	137.1	1,033.2	251.9	260.7	242.3	270.1	241.7
United Kingdom	112	20,731.9	4,868.8	5,299.6	5,631.7	5,906.7	5,322.7	15,317.7	3,924.0	4,227.3	3,285.4	3,578.8	3,227.5
United States	111	12,748.5	3,325.2	3,082.9	2,851.2	3,567.4	2,964.9	11,288.4	2,778.5	2,672.3	2,997.7	2,987.2	2,533.6
Vatican	187	0.1	0.0	0.0	0.0	0.0	0.0	0.0	0.0	0.0	0.0	....	....
Emerg. & Dev. Economies	200	73,530.1	17,947.6	18,720.2	16,784.2	19,325.6	17,601.9	106,913.9	27,704.6	25,302.4	24,805.1	25,982.2	26,042.9
Emerg. & Dev. Asia	505	9,159.8	2,179.9	2,390.2	2,152.6	2,672.4	2,432.2	33,463.3	9,086.4	8,041.8	8,675.9	8,494.7	9,075.9
American Samoa	859	1.1	....	0.9	0.2	0.1	0.1	0.0	0.0	0.0	0.0	0.0	....
Bangladesh	513	128.8	27.1	31.6	30.6	31.5	31.1	1,962.3	536.3	434.4	600.8	552.7	634.0
Bhutan	514	0.4	0.0	0.1	0.1	0.1	0.1	0.1	0.1	....	....	0.0	....
Brunei Darussalam	516	3.4	1.5	0.8	0.7	0.3	0.5	0.0	0.0	0.0	0.0	0.3	0.4
Cambodia	522	10.5	2.0	3.1	3.3	3.1	2.8	417.6	142.7	99.6	147.4	108.7	182.3
China,P.R.: Mainland	924	4,854.5	1,270.1	1,237.1	1,235.4	1,520.3	1,379.8	21,988.4	5,990.7	5,321.1	5,533.7	5,399.3	5,810.4
Fiji	819	1.0	0.6	0.1	0.3	0.5	0.6	2.1	0.6	0.7	0.0	0.1	0.3
F.T. French Polynesia	887	14.8	4.0	3.2	3.3	6.0	4.1	0.1	0.0	0.0	0.0	0.0	0.0
F.T. New Caledonia	839	24.6	6.3	6.2	6.0	5.9	7.7	46.8	10.5	11.9	7.9	10.3	11.3
Guam	829	0.9	0.1	0.1	0.4	1.7	0.3	0.0	....	0.0	....	....	....
India	534	1,398.4	319.6	347.1	311.4	365.2	357.8	3,192.3	812.3	744.0	914.8	910.1	871.0
Indonesia	536	486.5	115.4	115.0	111.6	110.3	100.8	1,673.2	459.6	442.4	443.4	451.1	407.8
Kiribati	826	0.0	0.0	0.0	0.7	0.7	0.0	0.0	0.0	....	....	....	....
Lao People's Dem.Rep	544	1.0	0.1	0.4	0.2	0.6	0.4	7.9	3.8	0.9	1.1	0.7	1.0
Malaysia	548	823.8	111.9	244.7	103.4	250.4	140.6	653.2	192.2	139.4	137.0	151.1	149.1
Maldives	556	7.9	1.6	4.5	2.1	3.1	1.9	3.3	0.4	1.3	1.1	0.7	0.2

# Spain (184)

In Millions of U.S. Dollars

		Exports (FOB)						Imports (CIF)					
		2015	2015Q3	2015Q4	2016Q1	2016Q2	2016Q3	2015	2015Q3	2015Q4	2016Q1	2016Q2	2016Q3
Marshall Islands	867	24.4	0.1	23.9	0.1	0.5	0.7	0.2	0.0	0.1	0.0	0.4	22.7
Micronesia	868	0.3	0.0	0.0	0.0	0.3	0.0	0.0	0.0	0.0	0.3	....	0.0
Mongolia	948	4.9	1.6	1.5	0.9	2.8	2.0	0.3	0.1	0.1	0.2	0.2	0.1
Myanmar	518	23.2	5.9	6.8	8.2	9.9	4.7	71.8	22.4	18.5	19.3	16.6	29.5
Nauru	836	....	....	....	....	....	....	....	....	....	....	0.0	....
Nepal	558	3.4	1.0	0.9	1.0	1.0	0.7	3.4	1.0	0.9	0.5	0.9	0.6
Palau	565	....	....	....	....	0.0	0.0	0.0	....	0.0	0.0	0.0	0.0
Papua New Guinea	853	2.5	0.7	0.5	0.5	0.5	0.5	107.5	29.8	23.8	8.7	22.7	26.0
Philippines	566	446.2	117.2	134.3	92.2	92.9	112.1	191.8	52.2	39.7	43.5	48.4	42.2
Samoa	862	0.2	0.0	0.0	0.0	0.0	0.0	0.1	0.0	0.0	....	....	....
Solomon Islands	813	0.0	0.0	....	0.0	0.1	0.0	2.5	0.5	0.2	0.5	1.0	0.5
Sri Lanka	524	32.7	7.1	9.0	16.6	12.9	11.7	79.0	22.4	20.6	21.1	24.4	23.5
Thailand	578	453.2	102.8	119.4	137.7	139.2	164.8	798.6	194.5	218.6	262.5	275.8	241.0
Timor-Leste	537	0.1	0.0	0.0	0.0	0.0	0.0	0.0	....	....	0.0	0.0	....
Tonga	866	0.1	0.0	0.0	0.0	0.0	0.0	....	....	....	....	....	....
Tuvalu	869	0.0	0.0	....	0.0	0.0	0.0	....	....	....	....	....	....
Vanuatu	846	0.4	0.3	0.1	0.1	0.3	0.1	0.1	0.1	....	0.0	0.1	....
Vietnam	582	410.2	82.6	98.5	85.6	111.6	106.2	2,260.3	613.9	523.7	532.1	519.1	622.0
Asia n.s.	598	0.3	0.0	0.3	0.0	0.3	0.0	0.3	0.1	0.0	0.0	0.0	0.0
<b>Europe</b>	170	<b>21,961.4</b>	<b>5,533.5</b>	<b>5,500.5</b>	<b>5,267.9</b>	<b>5,890.4</b>	<b>5,614.1</b>	<b>23,542.5</b>	<b>5,796.1</b>	<b>5,910.9</b>	<b>5,954.0</b>	<b>6,395.2</b>	<b>5,769.3</b>
<b>Emerg. &amp; Dev. Europe</b>	903	<b>18,419.7</b>	<b>4,542.5</b>	<b>4,602.4</b>	<b>4,438.7</b>	<b>4,965.4</b>	<b>4,602.9</b>	<b>16,558.1</b>	<b>4,070.3</b>	<b>4,289.4</b>	<b>4,301.4</b>	<b>4,795.9</b>	<b>4,222.6</b>
Albania	914	70.4	15.5	26.4	18.4	25.2	42.1	99.1	27.9	20.1	23.6	15.4	19.2
Bosnia and Herzegovina	963	50.7	13.3	12.1	12.7	15.0	17.6	32.1	6.0	12.5	7.2	8.6	6.0
Bulgaria	918	1,284.8	347.3	316.7	301.7	188.2	351.0	543.1	238.2	130.3	105.7	137.3	214.5
Croatia	960	414.4	88.6	119.5	96.8	125.5	114.3	199.1	52.4	61.0	52.0	54.4	49.5
Faroe Islands	816	1.9	0.5	0.2	0.7	0.5	0.7	6.5	3.1	0.3	2.6	0.1	0.6
Gibraltar	823	1,177.2	334.6	176.0	99.3	180.6	211.2	205.8	39.9	54.7	16.8	52.3	3.3
Hungary	944	1,518.5	343.1	378.3	394.0	454.2	437.1	2,683.5	588.0	680.6	660.4	806.6	619.8
Kosovo	967	13.8	3.5	3.4	3.1	6.3	4.2	2.5	1.0	0.9	0.5	0.1	0.1
Macedonia, FYR	962	61.2	14.8	16.0	14.4	16.6	13.6	92.6	18.4	25.7	27.6	24.8	23.8
Montenegro	943	24.0	7.0	2.9	4.3	6.9	10.8	0.4	0.2	0.0	0.0	0.2	0.2
Poland	964	5,480.3	1,391.4	1,377.4	1,368.6	1,523.3	1,307.0	5,443.6	1,249.4	1,389.1	1,468.8	1,650.4	1,377.1
Romania	968	2,516.2	606.4	696.8	721.4	817.7	642.3	2,011.8	477.7	605.4	542.2	590.7	525.8
Serbia, Republic of	942	192.2	50.2	48.9	48.8	58.5	55.1	192.8	41.4	32.0	38.8	63.4	42.6
Turkey	186	5,614.1	1,326.2	1,427.8	1,354.5	1,547.0	1,396.0	5,045.1	1,326.8	1,276.7	1,355.5	1,391.7	1,340.1
<b>CIS</b>	901	<b>2,658.2</b>	<b>766.9</b>	<b>646.4</b>	<b>613.6</b>	<b>709.8</b>	<b>779.1</b>	<b>6,935.1</b>	<b>1,713.6</b>	<b>1,609.4</b>	<b>1,638.0</b>	<b>1,583.2</b>	<b>1,532.7</b>
Armenia	911	20.5	6.1	3.8	4.9	4.8	6.3	37.1	21.8	6.6	21.8	24.5	21.2
Azerbaijan, Rep. of	912	78.3	17.9	13.2	9.9	8.3	12.0	471.0	79.9	71.0	115.7	120.1	253.1
Belarus	913	93.1	25.0	27.6	15.0	20.5	20.0	34.0	12.1	4.0	6.8	5.2	7.6
Georgia	915	76.6	20.7	18.5	15.2	19.7	21.9	52.3	14.8	12.1	7.8	5.2	21.0
Kazakhstan	916	151.5	23.7	59.2	44.6	57.9	105.5	1,327.4	370.3	151.3	290.9	156.5	177.0
Kyrgyz Republic	917	5.3	1.4	1.5	1.0	1.6	1.9	1.3	0.0	0.1	0.0	0.0	0.1
Moldova	921	28.1	7.4	7.0	8.6	8.3	6.1	18.7	2.1	7.4	2.5	5.0	5.9
Russian Federation	922	1,852.5	564.4	409.8	396.3	460.2	504.1	3,700.6	991.8	924.0	746.6	975.3	855.2
Tajikistan	923	3.8	0.8	1.5	0.8	0.1	1.1	0.0	0.0	....	0.0	....	0.0
Turkmenistan	925	21.5	8.3	9.9	6.9	8.3	3.7	60.6	6.9	13.2	1.6	1.1	0.5
Ukraine	926	255.1	61.8	66.7	77.7	89.2	88.9	1,229.5	213.1	419.1	443.3	288.2	189.2
Uzbekistan	927	71.9	29.4	27.8	32.7	30.8	7.3	2.6	0.8	0.7	1.1	2.1	1.9
Europe n.s.	884	883.6	224.2	251.7	215.6	215.2	232.2	49.4	12.2	12.2	14.5	16.1	14.1
<b>Mid East, N Africa, Pak</b>	440	<b>21,935.3</b>	<b>5,003.8</b>	<b>5,757.2</b>	<b>5,157.8</b>	<b>6,116.0</b>	<b>4,930.5</b>	<b>22,344.2</b>	<b>5,377.1</b>	<b>5,403.6</b>	<b>5,178.6</b>	<b>5,329.6</b>	<b>5,064.8</b>
Afghanistan, I.R. of	512	4.0	0.8	1.1	0.9	2.0	0.7	2.1	0.1	1.2	0.1	0.2	0.0
Algeria	612	3,608.0	832.1	958.9	730.2	964.9	757.0	7,218.4	1,742.7	1,763.1	1,381.9	1,184.5	1,288.9
Bahrain, Kingdom of	419	149.5	40.3	26.2	28.6	48.8	32.9	93.4	29.6	16.5	15.1	27.1	14.4
Djibouti	611	21.2	5.3	6.2	7.2	3.7	8.3	4.4	0.2	0.9	1.9	1.2	0.1
Egypt	469	1,510.8	333.6	343.1	363.3	468.4	344.0	536.1	94.3	156.0	166.2	213.9	197.4
Iran, I.R. of	429	258.2	55.4	87.7	65.8	101.8	102.0	167.3	38.4	51.7	90.0	257.9	294.3
Iraq	433	228.5	71.5	60.9	38.7	51.9	36.2	1,286.5	323.2	415.7	228.3	271.1	465.0
Jordan	439	326.6	95.0	83.7	93.0	162.4	75.0	54.9	12.7	19.9	12.1	7.5	8.0
Kuwait	443	409.5	83.2	77.2	97.3	112.5	90.0	91.0	60.6	15.0	40.2	11.7	7.0
Lebanon	446	576.6	162.8	145.8	110.7	129.2	125.3	41.6	7.5	11.9	9.1	4.5	10.6



# Spain (184)

In Millions of U.S. Dollars

		Exports (FOB)						Imports (CIF)					
		2015	2015Q3	2015Q4	2016Q1	2016Q2	2016Q3	2015	2015Q3	2015Q4	2016Q1	2016Q2	2016Q3
Libya	672	440.3	113.8	130.1	54.7	118.5	104.5	659.1	92.7	203.1	213.1	220.8	134.1
Mauritania	682	152.5	29.5	42.3	28.9	38.3	27.3	195.7	44.4	47.1	53.4	54.3	43.6
Morocco	686	6,772.0	1,577.9	1,924.9	1,765.3	2,105.7	1,725.5	5,290.4	1,250.2	1,316.8	1,608.7	1,675.6	1,235.5
Oman	449	566.7	89.8	177.8	258.9	81.2	63.5	87.9	23.3	10.3	5.8	8.9	6.2
Pakistan	564	247.6	77.5	78.5	56.3	73.8	76.4	828.3	210.3	191.0	246.4	197.0	224.3
Qatar	453	301.9	76.3	81.9	80.2	96.3	96.2	852.3	154.7	204.6	172.1	171.2	86.5
Saudi Arabia	456	3,423.5	662.6	772.8	665.4	772.3	563.5	3,778.2	990.9	738.6	709.8	827.9	841.5
Somalia	726	6.8	1.7	1.5	0.8	2.5	3.3	1.0	0.5	0.0	0.0	0.3	0.0
Sudan	732	34.6	5.4	6.9	12.0	8.4	8.8	1.1	0.3	0.2	0.1	0.4	0.0
Syrian Arab Republic	463	35.5	9.2	8.5	8.2	10.7	13.1	11.0	2.2	7.2	2.1	4.8	7.1
Tunisia	744	812.6	173.7	198.6	206.0	247.0	183.1	623.1	132.9	117.8	118.8	98.6	72.3
United Arab Emirates	466	2,008.3	499.8	532.2	472.5	495.7	482.5	518.4	165.0	115.1	103.2	88.5	127.6
West Bank and Gaza	487	26.2	4.4	5.9	8.1	11.6	6.0	0.0	0.0	0.0	0.0	0.2	0.0
Yemen, Republic of	474	14.0	1.8	4.5	5.0	8.2	5.5	1.9	0.3	0.0	0.2	1.5	0.3
<b>Sub-Saharan Africa</b>	<b>603</b>	<b>4,532.0</b>	<b>1,173.2</b>	<b>1,091.3</b>	<b>952.1</b>	<b>1,007.1</b>	<b>981.4</b>	<b>11,583.6</b>	<b>3,236.6</b>	<b>2,436.4</b>	<b>1,966.0</b>	<b>2,074.8</b>	<b>2,019.0</b>
Angola	614	230.1	68.6	54.4	24.3	44.7	43.5	2,247.8	709.7	314.8	130.5	189.0	434.0
Benin	638	78.1	15.4	16.1	13.9	14.6	11.5	3.3	1.9	0.5	2.8	0.3	2.0
Botswana	616	1.2	0.3	0.5	1.7	1.6	0.9	0.0	0.0	0.0	0.0	0.1	0.0
Burkina Faso	748	45.8	11.0	10.7	9.8	10.6	16.6	7.1	0.6	4.7	10.7	8.7	10.2
Burundi	618	0.5	0.0	0.3	0.0	0.1	0.0	0.2	0.0	0.0	0.0	0.0	....
Cabo Verde	624	44.9	9.5	13.2	13.8	25.9	31.8	46.3	11.3	10.6	15.0	14.9	13.8
Cameroon	622	111.7	31.7	30.5	25.8	36.9	29.1	283.8	118.5	21.5	117.0	64.7	62.4
Central African Rep.	626	6.6	1.3	1.3	2.3	2.1	1.4	0.4	0.1	0.2	0.1	0.3	0.2
Chad	628	9.7	2.1	1.7	2.6	1.8	1.5	0.6	0.0	0.6	....	0.0	0.0
Comoros	632	1.6	0.3	0.6	0.6	0.8	1.6	0.3	0.0	0.2	0.1	0.1	0.0
Congo, Dem. Rep. of	636	43.3	7.8	13.7	7.8	5.8	6.0	69.1	19.1	12.9	68.5	42.5	11.8
Congo, Republic of	634	68.0	25.9	14.5	11.4	9.8	8.7	226.6	67.8	41.9	6.6	2.0	48.7
Côte d'Ivoire	662	250.7	62.2	62.6	62.0	62.4	57.9	284.0	63.2	77.1	98.5	99.3	72.0
Equatorial Guinea	642	290.1	75.6	70.0	73.5	74.2	59.6	628.6	174.6	97.2	50.5	171.0	99.1
Eritrea	643	2.3	0.3	0.3	0.3	0.2	0.2	....	....	....	....	....	....
Ethiopia	644	102.6	31.9	33.7	22.8	23.3	25.7	50.6	3.9	1.9	1.1	2.8	3.5
Gabon	646	46.4	11.6	11.3	9.7	10.1	11.4	449.6	154.5	63.1	58.5	10.1	9.0
Gambia, The	648	15.4	3.9	4.6	6.2	10.5	5.6	1.9	0.6	0.1	0.3	0.3	0.9
Ghana	652	229.7	56.5	52.9	72.9	49.6	43.1	104.7	26.4	29.6	24.1	21.0	26.8
Guinea	656	45.3	11.3	11.3	12.2	10.8	8.8	179.6	46.1	46.8	44.7	41.0	46.9
Guinea-Bissau	654	16.4	4.4	4.0	6.5	3.4	4.7	0.2	0.0	....	0.0	0.0	0.0
Kenya	664	113.9	30.8	35.9	17.5	27.1	22.1	41.3	11.9	7.5	5.0	11.1	9.1
Lesotho	666	0.2	0.1	0.1	0.0	0.0	0.0	0.0	....	0.0	0.0	....	0.0
Liberia	668	17.8	3.1	6.4	7.7	4.5	8.9	21.1	8.9	3.0	1.5	2.7	1.9
Madagascar	674	33.2	6.9	9.2	9.4	9.0	5.6	73.8	19.1	16.1	14.7	19.4	28.3
Malawi	676	6.4	3.2	0.7	0.5	0.3	0.8	8.6	2.0	2.9	1.4	1.1	1.7
Mali	678	47.3	11.6	12.8	11.6	14.8	17.7	1.7	0.3	0.8	0.3	1.3	0.4
Mauritius	684	100.8	28.7	24.0	16.6	28.5	18.4	93.3	24.8	13.5	18.6	18.9	25.2
Mozambique	688	64.6	25.0	11.5	5.0	7.6	8.0	194.7	55.0	39.4	44.2	51.9	40.2
Namibia	728	37.1	14.3	8.9	5.9	10.9	4.5	218.1	64.0	39.2	37.0	58.8	59.2
Niger	692	8.1	2.5	1.9	2.2	2.3	1.4	2.7	1.1	0.5	0.1	1.7	0.9
Nigeria	694	340.3	78.7	86.1	69.9	71.6	48.3	5,194.1	1,368.2	1,301.2	969.5	956.5	700.5
Rwanda	714	5.7	1.2	1.3	0.3	0.5	0.3	0.1	0.0	0.0	0.1	0.0	0.0
São Tomé & Príncipe	716	1.7	1.0	0.4	1.2	0.5	0.3	1.8	0.2	0.4	0.5	0.6	0.2
Senegal	722	312.5	105.4	68.8	73.9	65.1	58.1	84.1	20.6	18.3	21.2	28.5	26.4
Seychelles	718	147.0	43.7	28.5	27.7	28.1	30.8	23.5	9.6	2.5	6.4	6.0	8.5
Sierra Leone	724	26.2	2.4	2.7	3.2	3.5	3.3	0.1	0.0	0.0	1.2	0.1	0.2
South Africa	199	1,420.9	347.3	339.1	287.5	295.1	344.5	908.0	219.3	242.8	189.3	226.2	252.3
South Sudan, Rep. of	733	2.8	1.3	0.1	0.1	2.7	0.1	0.0	....	....	....	....	....
Swaziland	734	2.6	0.5	1.8	2.0	1.4	0.3	22.5	10.2	4.1	0.0	2.0	0.5
Tanzania	738	32.9	8.6	6.1	7.1	6.8	7.9	26.5	6.2	6.6	4.5	5.5	4.1
Togo	742	132.3	17.9	24.1	15.2	19.9	23.7	6.6	1.3	2.1	2.5	3.1	3.3
Uganda	746	18.1	4.8	6.2	5.4	4.6	4.9	37.7	8.2	9.9	9.2	8.3	6.7
Zambia	754	15.5	2.0	5.2	1.3	2.3	1.1	9.9	5.0	0.4	4.7	1.6	5.4
Zimbabwe	698	3.7	0.7	1.1	0.8	1.1	0.7	28.8	2.4	1.7	4.7	1.0	2.4



# Spain (184)

In Millions of U.S. Dollars

		Exports (FOB)						Imports (CIF)					
		2015	2015Q3	2015Q4	2016Q1	2016Q2	2016Q3	2015	2015Q3	2015Q4	2016Q1	2016Q2	2016Q3
Africa n.s.	799	0.0	0.0	0.0	0.0	0.0	....	0.0	....	0.0	0.1	0.0	0.2
<b>Western Hemisphere</b>	<b>205</b>	<b>15,941.7</b>	<b>4,057.2</b>	<b>3,980.9</b>	<b>3,253.7</b>	<b>3,639.7</b>	<b>3,643.6</b>	<b>15,980.3</b>	<b>4,208.4</b>	<b>3,509.6</b>	<b>3,030.6</b>	<b>3,687.8</b>	<b>4,113.9</b>
Anguilla	312	0.0	0.0	0.0	0.2	0.1	0.1	0.0	0.0	....	....	0.0	0.0
Antigua and Barbuda	311	1.9	0.3	0.4	0.5	0.7	0.7	3.2	0.0	3.0	0.0	0.0	0.0
Argentina	213	1,457.8	381.0	313.9	225.3	240.8	224.6	1,522.3	461.3	514.9	346.1	360.8	502.2
Aruba	314	18.1	2.2	3.2	2.8	2.6	3.0	0.7	0.3	0.0	0.3	0.1	0.1
Bahamas, The	313	155.0	40.8	33.8	2.7	31.5	15.1	1.6	0.5	0.4	6.1	0.5	0.9
Barbados	316	11.5	1.7	6.4	3.4	2.9	2.0	2.1	0.5	0.5	0.6	0.4	0.3
Belize	339	16.3	13.5	1.6	0.5	0.2	0.2	10.1	2.1	3.7	1.9	4.1	7.0
Bermuda	319	7.5	0.4	0.7	0.3	0.3	0.3	0.9	0.1	0.0	0.0	0.6	0.1
Bolivia	218	149.7	35.8	44.7	22.0	24.3	27.6	83.0	25.4	16.9	15.3	28.8	29.2
Brazil	223	3,024.4	782.9	640.8	565.0	673.5	687.7	3,256.9	921.8	711.0	631.0	970.8	902.8
Chile	228	1,517.1	403.5	387.6	393.1	412.8	361.6	1,523.6	377.0	347.4	362.4	388.1	407.2
Colombia	233	975.5	249.4	275.3	214.2	231.4	229.2	1,718.6	378.4	352.2	268.8	204.3	368.0
Costa Rica	238	201.9	49.8	55.9	42.0	51.6	50.5	173.2	37.6	51.6	47.3	54.2	48.3
Curacao	354	39.6	2.9	31.6	2.8	3.5	3.1	20.8	4.8	5.2	6.3	10.9	16.5
Dominica	321	0.3	0.2	0.0	0.0	0.0	0.2	0.0	....	0.0	0.0	....	0.0
Dominican Republic	243	509.4	105.5	129.3	120.9	160.3	175.2	93.3	20.3	24.3	20.4	30.1	31.4
Ecuador	248	416.8	110.6	86.7	73.2	82.1	103.4	529.0	167.1	123.2	126.8	132.0	172.5
El Salvador	253	85.5	24.1	23.6	17.7	20.4	22.1	41.9	10.3	8.4	7.8	12.1	22.4
Falkland Islands	323	3.1	0.6	0.4	3.6	0.6	0.3	144.9	8.5	46.9	2.7	93.1	14.0
Greenland	326	0.7	0.5	0.1	0.1	9.8	0.1	0.0	0.0	0.0	....	....	....
Grenada	328	0.2	0.0	0.1	0.6	0.0	0.1	0.0	0.0	....	0.0	0.0	0.0
Guatemala	258	226.4	58.8	58.5	50.5	54.0	58.5	96.8	25.7	21.5	15.7	23.5	31.7
Guyana	336	1.8	0.4	0.5	0.6	0.8	1.2	6.6	3.3	1.4	1.0	4.7	1.2
Haiti	263	29.3	6.4	9.8	7.4	7.7	8.4	5.2	1.4	1.3	1.4	1.9	2.1
Honduras	268	129.1	19.0	22.6	23.1	19.0	19.0	48.0	16.6	10.3	12.9	8.2	13.9
Jamaica	343	79.7	46.4	16.0	10.3	16.0	25.7	0.5	0.1	0.1	0.5	0.3	0.6
Mexico	273	4,717.8	1,207.9	1,173.8	1,023.4	1,136.0	1,154.6	3,578.2	925.1	631.2	617.7	847.6	975.4
Montserrat	351	0.0	....	0.0	0.0	....	0.0	0.0	....	....	....	0.0	0.0
Nicaragua	278	46.4	11.6	11.3	13.2	12.8	11.5	63.9	26.3	19.5	14.1	7.0	22.8
Panama	283	420.3	99.9	87.2	93.5	96.6	95.7	47.8	12.0	13.4	7.1	12.5	18.5
Paraguay	288	111.5	33.5	28.0	30.9	25.7	30.7	170.1	59.6	33.3	33.5	14.8	59.9
Peru	293	658.7	168.8	167.0	167.1	142.7	162.1	1,318.2	376.9	237.6	336.5	353.2	374.4
Sint Maarten	352	2.9	0.5	1.1	1.3	1.4	1.3	0.0	0.0	0.0	0.3	0.2	0.0
St. Kitts and Nevis	361	0.4	0.0	0.2	0.6	1.5	1.0	0.0	0.0	0.0	0.0	0.0	0.0
St. Lucia	362	2.1	0.8	1.2	1.1	4.7	5.8	0.0	....	....	0.0	....	0.0
St. Vincent & Grens.	364	0.2	0.1	0.0	0.0	0.6	0.1	0.1	0.1	0.0	0.0	0.0	0.0
Suriname	366	11.5	5.7	2.1	2.0	3.1	1.9	3.1	0.6	0.5	0.3	0.0	0.0
Trinidad and Tobago	369	30.2	12.0	6.5	6.9	15.2	5.6	454.0	120.5	79.3	57.2	40.6	21.1
Uruguay	298	330.6	71.2	134.9	61.8	96.8	82.2	117.8	27.7	48.0	23.3	23.2	29.5
Venezuela, Rep. Bol.	299	399.2	103.2	80.0	65.5	53.9	68.2	939.1	195.6	202.6	64.9	58.0	39.9
Western Hem. n.s.	399	151.0	5.4	143.9	3.6	1.9	3.0	4.8	0.8	0.0	0.1	1.2	0.2
<b>Other Countries n.i.e</b>	<b>910</b>	<b>1,067.4</b>	<b>271.3</b>	<b>321.4</b>	<b>226.8</b>	<b>281.5</b>	<b>232.9</b>	<b>137.7</b>	<b>29.8</b>	<b>41.0</b>	<b>29.1</b>	<b>24.0</b>	<b>48.1</b>
Cuba	928	1,067.2	271.2	321.3	226.8	281.1	232.8	137.2	29.6	40.9	29.1	24.0	47.8
Korea, Dem. People's Rep.	954	0.3	0.1	0.1	0.0	0.4	0.0	0.5	0.2	0.1	0.0	0.0	0.3
<b>Special Categories</b>	<b>899</b>	<b>220.4</b>	<b>217.3</b>	<b>0.9</b>	<b>1.3</b>	<b>0.9</b>	<b>0.8</b>	<b>....</b>	<b>....</b>	<b>....</b>	<b>....</b>	<b>....</b>	<b>0.0</b>
<b>Countries &amp; Areas n.s.</b>	<b>898</b>	<b>7,559.8</b>	<b>1,994.9</b>	<b>1,694.4</b>	<b>1,307.7</b>	<b>1,652.1</b>	<b>1,943.6</b>	<b>122.4</b>	<b>13.7</b>	<b>13.8</b>	<b>8.3</b>	<b>6.7</b>	<b>6.5</b>
<b>Memorandum Items</b>													
Africa	605	15,936.9	3,797.6	4,230.5	3,702.4	4,375.0	3,694.7	24,917.9	6,407.9	5,682.3	5,130.8	5,089.7	4,659.4
Middle East	405	10,276.0	2,299.7	2,538.4	2,350.2	2,669.6	2,140.2	8,179.5	1,995.4	1,965.5	1,767.3	2,117.6	2,200.1
European Union	998	181,129.3	43,141.9	45,896.5	46,762.8	50,925.3	44,698.2	189,403.4	45,567.8	49,288.6	46,412.3	51,339.7	45,257.9
Export earnings: fuel	080	16,474.4	3,917.3	4,134.4	3,528.9	4,009.1	3,566.8	32,784.8	8,432.0	7,286.1	5,862.9	6,116.8	6,474.1
Export earnings: nonfuel	092	265,799.0	64,231.9	67,131.4	65,702.4	73,362.5	65,271.2	279,066.6	68,799.4	70,781.5	69,361.8	74,970.5	68,493.8

# Sri Lanka (524)

In Millions of U.S. Dollars

		Exports (FOB)						Imports (CIF)					
		2015	2015Q3	2015Q4	2016Q1	2016Q2	2016Q3	2015	2015Q3	2015Q4	2016Q1	2016Q2	2016Q3
IFS World		10,470.0	....	....	....	....	....	19,050.0	....	....	....	....	....
World	001	9,744.5	2,429.1	2,360.4	2,600.5	2,259.3	2,834.4	15,124.5	3,735.3	3,690.9	3,554.5	3,596.9	3,798.8
Advanced Economies	110	6,873.5	1,736.0	1,655.6	1,894.8	1,622.9	2,016.3	6,514.1	1,617.9	1,582.0	1,634.6	1,707.9	1,784.6
Euro Area	163	1,821.5	459.2	441.9	493.6	430.0	533.9	1,127.8	250.1	318.6	319.4	353.5	346.7
Austria	122	28.1	7.6	5.6	6.9	5.7	4.5 r	81.3	23.3	20.9	37.7	24.4	18.8 r
Belgium	124	282.4	69.9	69.3	82.0	77.7	99.6 r	150.1	22.0	20.3	21.9	16.6	16.5 r
Cyprus	423	1.3	0.3	0.2	0.3	0.2	0.3 r	2.5	0.8	0.4	0.6	1.0	1.6 r
Estonia	939	4.4	1.7	0.7	0.9	1.3	1.7 r	2.1	0.4	1.1	1.1	1.6	1.8 r
Finland	172	12.3	3.0	2.4	4.0	3.4	5.0 r	12.7	2.9	3.5	5.5	2.5	2.8 r
France	132	192.0	44.6	45.9	39.4	38.5	50.4 r	116.7	24.7	30.2	40.8	30.9	37.2 r
Germany	134	474.8	127.2	106.2	139.7	116.5	150.6 r	345.7	81.2	111.6	94.5	132.6	127.4 r
Greece	174	6.6	1.4	1.6	1.9	1.5	1.8 r	8.4	2.3	2.3	1.6	2.4	3.3 r
Ireland	178	35.1	7.4	9.0	9.0	9.8	15.0 r	11.5	2.8	2.9	4.1	3.9	3.6 r
Italy	136	434.0	105.0	111.2	113.7	97.9	105.8 r	209.6	48.4	57.5	59.0	72.4	77.3 r
Latvia	941	5.8	1.7	1.3	1.9	1.2	0.8 r	0.6	0.1	0.1	0.1	0.3	0.8 r
Lithuania	946	7.4	3.3	1.6	1.1	1.1	1.6 r	14.2	1.7	0.3	1.0	0.2	0.6 r
Luxembourg	137	0.1	0.0	0.0	0.0	0.0	0.0 r	0.8	0.4	0.1	0.4	0.5	0.0 r
Malta	181	0.8	0.1	0.6	0.1	0.1	0.3 r	0.9	0.3	0.3	0.4	0.2	0.1 r
Netherlands	138	220.0	54.5	58.6	56.1	44.2	54.3 r	114.2	27.9	52.7	32.1	38.4	34.8 r
Portugal	182	5.4	1.4	1.5	2.0	2.1	2.6 r	5.9	1.5	1.5	1.8	2.1	2.3 r
Slovak Republic	936	32.1	9.3	6.7	10.7	7.7	13.1 r	5.7	1.3	2.6	3.2	2.9	3.4 r
Slovenia	961	3.1	0.8	0.9	0.8	0.7	0.9 r	3.2	0.3	1.5	0.8	0.9	1.1 r
Spain	184	75.8	20.0	18.4	23.0	20.5	25.7 r	41.7	7.9	8.9	12.8	19.8	13.2 r
Australia	193	159.5	42.8	40.1	41.8	38.3	51.1 r	269.8	64.2	51.7	68.2	45.8	47.1 r
Canada	156	180.5	45.6	43.2	45.5	42.3	55.7 r	292.9	95.8	52.9	60.7	65.0	28.0 r
China,P.R.: Hong Kong	532	118.0	29.9	26.5	31.4	30.4	48.5 r	380.1	73.9	99.0	121.1	107.0	99.3 r
China,P.R.: Macao	546	0.7	0.2	0.1	0.2	0.0	....	0.3	0.0	0.1	0.1	0.3	0.1 r
Czech Republic	935	14.4	4.2	3.6	4.2	3.2	3.8 r	14.8	4.9	2.5	2.2	2.8	2.4 r
Denmark	128	28.4	6.9	8.5	7.4	5.3	5.0 r	43.6	13.3	7.3	21.1	9.5	8.4 r
Iceland	176	0.3	0.1	0.1	0.0	0.1	0.1 r	0.3	0.0	0.2	0.0	0.0	0.0 r
Israel	436	107.4	23.1	29.7	33.4	21.0	24.4 r	51.8	5.6	11.1	16.4	19.4	21.4 r
Japan	158	214.3	53.0	48.2	59.4	41.1	50.2 r	1,392.1	407.8	312.5	280.8	217.1	201.7 r
Korea, Republic of	542	64.1	16.4	14.7	21.5	16.9	22.5 r	308.5	75.8	78.2	101.0	76.8	80.8 r
New Zealand	196	23.5	5.8	6.2	5.8	5.5	6.5 r	185.5	49.9	47.0	44.5	51.4	54.3 r
Norway	142	17.8	4.8	3.8	5.9	4.8	5.1 r	13.3	3.8	2.3	5.2	2.3	1.5 r
Singapore	576	78.1	19.6	18.0	15.8	14.8	21.3 r	922.5	234.2	230.3	212.7	306.3	422.3 r
Sweden	144	64.1	16.3	19.1	15.9	15.4	18.2 r	85.7	16.6	27.7	16.2	12.7	11.8 r
Switzerland	146	102.3	23.3	22.7	27.6	23.7	28.3 r	127.4	24.4	31.4	54.0	74.1	81.6 r
Taiwan Prov.of China	528	44.2	12.3	10.3	8.3	8.9	9.6 r	460.5	113.6	107.0	113.5	125.8	133.7 r
United Kingdom	112	1,030.9	258.2	227.0	306.5	253.3	318.4 r	365.6	75.1	88.8	80.4	88.7	86.0 r
United States	111	2,803.4	714.6	692.0	770.8	668.1	813.8 r	471.6	108.8	113.4	117.0	149.3	157.5 r
Emerg. & Dev. Economies	200	2,869.7	692.4	704.3	704.8	636.2	817.9	8,601.4	2,115.0	2,107.6	1,917.9	1,886.8	2,011.6
Emerg. & Dev. Asia	505	1,024.6	231.4	237.6	258.5	218.3	276.9	6,089.6	1,548.3	1,442.4	1,403.3	1,335.3	1,428.5
Bangladesh	513	92.7	24.3	24.6	25.1	21.8	24.2 r	38.0	6.6	7.5	7.5	7.4	8.9 r
Cambodia	522	7.1	1.7	1.4	1.6	1.2	2.1 r	1.0	0.1	0.4	0.2	0.1	0.0 r
Fiji	819	3.1	0.9	0.7	0.7	1.0	1.1 r	1.0	0.2	0.6	0.4	0.8	1.0 r
F.T. French Polynesia	887	0.1	....	0.1	0.0	0.1	0.4 r	....	....	....	....	....	....
F.T. New Caledonia	839	0.2	0.0	0.0	0.1	0.0	0.1 r	0.0	....	0.0	0.0	0.0	....
Guam	829	0.0	0.0	....	....	....	....	....	....	....	....	....	....
India	534	644.8	142.4	143.5	146.4	117.6	154.5 r	4,284.9	1,085.2	965.4	953.7	837.0	877.3 r
Indonesia	536	32.9	7.5	8.9	13.8	7.2	6.2 r	435.3	101.8	103.0	94.5	91.6	102.6 r
Kiribati	826	0.0	....	0.0	0.0	....	....	....	....	....	....	....	....
Lao People's Dem.Rep	544	0.0	0.0	0.0	0.0	0.6	2.1 r	0.4	0.0	0.3	....	0.0	....
Malaysia	548	35.3	8.4	7.2	7.3	7.1	8.6 r	510.8	122.2	151.0	131.8	186.4	204.8 r
Maldives	556	77.1	15.8	20.0	26.8	26.6	31.9 r	20.1	5.1	4.9	10.1	16.9	19.7 r
Mongolia	948	1.0	0.2	0.3	0.3	0.3	0.3 r	5.8	1.3	2.1	0.8	0.7	0.4 r
Myanmar	518	1.7	0.3	0.1	0.6	0.2	0.6 r	21.6	4.9	4.3	8.0	7.5	11.2 r
Nauru	836	0.0	....	....	....	....	....	0.0	....	....	....	0.0	....
Nepal	558	3.7	1.0	0.0	0.2	0.3	0.7 r	0.0	....	0.0	0.0	0.1	0.1 r
Papua New Guinea	853	1.0	0.2	0.2	0.2	0.3	0.2 r	1.3	0.2	0.5	0.1	0.0	0.1 r

# Sri Lanka (524)

In Millions of U.S. Dollars

		Exports (FOB)						Imports (CIF)					
		2015	2015Q3	2015Q4	2016Q1	2016Q2	2016Q3	2015	2015Q3	2015Q4	2016Q1	2016Q2	2016Q3
Philippines	566	17.5	2.8	2.5	2.6	2.6	2.9 r	28.1	7.0	6.1	6.2	7.6	9.3 r
Samoa	862	....	....	....	....	....	....	....	....	....	....	0.0	0.0 r
Thailand	578	33.4	7.5	11.2	12.6	8.4	9.7 r	497.7	139.7	123.7	126.2	115.6	122.5 r
Tonga	866	0.0	....	....	....	....	....	....	....	....	....	....	....
Vanuatu	846	0.0	....	....	....	0.0	....	....	....	....	0.1	....	....
Vietnam	582	73.0	18.2	16.7	20.3	22.8	31.5 r	243.7	74.0	72.7	63.6	63.7	70.6 r
Asia n.s.	598	0.0	....	....	....	....	....	0.0	....	0.0	....	....	....
<b>Europe</b>	<b>170</b>	<b>537.1</b>	<b>134.6</b>	<b>127.3</b>	<b>121.7</b>	<b>122.1</b>	<b>170.6</b>	<b>387.6</b>	<b>72.9</b>	<b>127.3</b>	<b>97.1</b>	<b>89.3</b>	<b>94.1</b>
<b>Emerg. &amp; Dev. Europe</b>	<b>903</b>	<b>255.4</b>	<b>58.2</b>	<b>58.7</b>	<b>55.6</b>	<b>57.1</b>	<b>82.1</b>	<b>98.5</b>	<b>28.7</b>	<b>25.5</b>	<b>27.9</b>	<b>30.4</b>	<b>34.2</b>
Albania	914	8.8	2.4	2.0	2.1	1.1	1.0 r	0.1	0.0	0.0	0.0	0.1	0.0 r
Bosnia and Herzegovina	963	1.8	0.3	0.2	0.4	0.4	0.2 r	0.3	0.1	0.0	0.0	0.0	0.0 r
Bulgaria	918	1.5	0.3	0.4	0.4	0.7	1.0 r	6.2	1.2	2.8	1.7	1.6	2.2 r
Croatia	960	1.1	0.3	0.3	0.6	0.4	0.4 r	0.3	0.1	0.1	0.1	0.5	1.2 r
Hungary	944	11.8	3.1	3.5	4.6	6.2	7.2 r	18.2	8.0	3.5	2.2	3.5	6.5 r
Montenegro	943	0.0	0.0	....	0.0	0.0	....	....	....	....	0.0	0.0	0.0 r
Poland	964	43.4	10.2	11.7	15.0	9.9	14.6 r	22.9	7.2	6.1	5.0	7.1	6.9 r
Romania	968	5.9	0.8	1.8	2.4	2.0	2.4 r	0.9	0.2	0.5	3.2	0.4	0.7 r
Turkey	186	181.0	40.7	38.8	30.2	36.4	55.2 r	49.7	11.9	12.5	15.7	17.2	16.5 r
<b>CIS</b>	<b>901</b>	<b>281.7</b>	<b>76.4</b>	<b>68.6</b>	<b>66.1</b>	<b>65.0</b>	<b>88.6</b>	<b>288.8</b>	<b>44.2</b>	<b>101.6</b>	<b>69.1</b>	<b>58.6</b>	<b>59.2</b>
Armenia	911	0.9	0.2	0.4	0.0	0.1	0.1 r	0.1	0.1	....	0.0	0.0	....
Azerbaijan, Rep. of	912	47.0	11.2	10.0	8.3	10.6	13.8 r	....	....	....	0.0	....	....
Belarus	913	3.2	0.9	0.7	0.8	0.6	1.0 r	18.5	7.7	3.7	10.5	4.2	8.1 r
Georgia	915	2.0	0.4	0.6	0.5	0.6	1.2 r	0.7	0.1	0.0	0.1	0.1	0.0 r
Kazakhstan	916	4.8	1.5	0.7	0.6	0.5	0.9 r	0.3	....	0.3	2.8	1.2	1.5 r
Moldova	921	2.0	0.5	0.4	0.3	0.4	0.2 r	2.3	2.3	0.0	....	0.0	0.0 r
Russian Federation	922	193.6	54.9	47.9	46.9	45.1	62.3 r	242.1	32.9	77.8	51.7	50.1	47.0 r
Ukraine	926	22.4	5.9	6.2	7.0	5.8	7.1 r	4.3	1.0	1.6	3.7	3.1	2.6 r
Uzbekistan	927	5.7	0.8	1.8	1.7	1.3	2.0 r	20.5	0.2	18.3	0.2	....	....
Europe n.s.	884	....	....	....	....	....	....	0.2	0.1	0.1	0.2	0.3	0.7 r
<b>Mid East, N Africa, Pak</b>	<b>440</b>	<b>907.8</b>	<b>210.7</b>	<b>230.9</b>	<b>224.6</b>	<b>205.9</b>	<b>264.4</b>	<b>1,840.2</b>	<b>417.5</b>	<b>417.7</b>	<b>311.5</b>	<b>378.5</b>	<b>392.7</b>
Afghanistan, I.R. of	512	0.5	0.2	0.2	0.1	0.2	0.2 r	0.0	0.0	0.0	0.0	0.0	0.0 r
Algeria	612	0.6	0.0	0.2	0.1	0.1	0.2 r	0.1	....	0.0	0.0	0.0	....
Bahrain, Kingdom of	419	4.4	1.1	1.3	0.9	1.1	1.3 r	25.3	2.3	3.3	2.7	2.7	4.9 r
Djibouti	611	0.1	0.0	0.0	0.0	0.0	0.0 r	0.1	0.0	0.0	0.1	0.2	0.1 r
Iran, I.R. of	429	155.1	40.6	47.8	34.9	43.0	51.0 r	7.1	1.0	0.6	2.7	1.1	1.8 r
Iraq	433	104.9	24.4	30.2	32.5	27.6	36.1 r	0.4	0.1	0.1	0.1	0.2	0.1 r
Jordan	439	38.5	7.8	9.3	9.1	8.5	9.4 r	1.5	0.8	0.1	0.3	0.2	0.3 r
Kuwait	443	40.0	7.6	8.8	9.7	6.2	7.6 r	27.4	4.3	12.6	3.4	4.4	3.0 r
Lebanon	446	25.1	5.8	6.9	8.1	6.8	10.2 r	0.3	0.0	0.0	0.1	0.1	0.2 r
Libya	672	33.0	7.9	8.6	4.7	8.3	15.8 r	0.2	....	....	....	....	....
Mauritania	682	1.7	0.7	0.4	0.3	0.2	0.3 r	....	....	....	....	0.0	....
Morocco	686	3.0	1.1	0.4	1.5	2.3	2.8 r	0.7	0.1	0.1	0.1	0.1	0.2 r
Oman	449	7.1	2.4	1.3	1.7	1.3	1.3 r	244.0	18.8	10.5	6.8	5.7	10.8 r
Pakistan	564	73.1	18.6	19.2	17.2	12.5	12.4 r	296.7	70.1	83.3	79.2	71.4	75.1 r
Qatar	453	13.3	3.5	3.2	2.7	3.7	4.7 r	35.5	9.1	9.8	7.2	7.8	9.3 r
Saudi Arabia	456	81.6	16.8	16.2	19.1	16.4	20.0 r	122.1	29.3	32.3	26.4	32.3	24.1 r
Somalia	726	0.1	....	0.1	0.0	0.0	0.1 r	0.0	....	0.0	....	0.0	0.0 r
Sudan	732	1.8	0.3	1.0	0.9	0.3	0.8 r	0.3	0.1	0.1	0.0	0.1	0.1 r
Syrian Arab Republic	463	48.0	10.2	14.5	12.2	12.5	18.0 r	0.1	0.0	0.1	0.2	0.0	0.0 r
Tunisia	744	1.0	0.6	0.1	0.3	0.4	0.5 r	0.1	0.0	0.0	0.1	0.1	0.1 r
United Arab Emirates	466	274.3	61.0	61.3	68.7	54.1	71.5 r	1,076.0	280.9	264.1	181.4	250.9	260.9 r
Yemen, Republic of	474	0.5	0.1	0.0	0.1	0.4	0.2 r	2.3	0.4	0.7	0.8	1.5	1.9 r
<b>Sub-Saharan Africa</b>	<b>603</b>	<b>123.8</b>	<b>32.9</b>	<b>31.2</b>	<b>33.2</b>	<b>32.7</b>	<b>34.2</b>	<b>116.0</b>	<b>26.7</b>	<b>66.3</b>	<b>67.5</b>	<b>35.2</b>	<b>16.0</b>
Angola	614	1.7	0.2	0.5	0.6	0.6	1.2 r	0.0	....	0.0	....	....	....
Benin	638	0.4	0.1	0.0	0.1	0.1	....	....	....	....	....	....	....
Botswana	616	0.4	0.1	....	0.0	....	....	0.0	....	0.0	0.0	....	....
Burkina Faso	748	1.4	0.2	0.4	0.4	0.2	0.2 r	....	....	....	....	....	....
Burundi	618	....	....	....	0.0	....	....	....	....	....	....	....	....
Cameroon	622	2.4	1.9	0.2	0.2	0.1	0.1 r	0.4	0.4	0.0	0.1	0.0	....
Central African Rep.	626	0.0	0.0	0.0	0.0	0.0	....	....	....	....	....	0.0	....

# Sri Lanka (524)

In Millions of U.S. Dollars

		Exports (FOB)						Imports (CIF)					
		2015	2015Q3	2015Q4	2016Q1	2016Q2	2016Q3	2015	2015Q3	2015Q4	2016Q1	2016Q2	2016Q3
Chad	628	0.1	0.0	....	....	....	....	....	....	....	....	....	....
Comoros	632	0.4	0.0	0.1	0.1	0.7	....	....	....	....	....	0.0	0.0 r
Congo, Republic of	634	3.5	0.9	1.0	0.5	0.6	1.0 r	....	....	....	0.0	....	....
Côte d'Ivoire	662	3.8	0.7	1.4	2.8	1.0	1.0 r	0.9	....	0.7	....	1.4	....
Eritrea	643	0.1	0.0	0.1	....	....	....	0.0	....	....	0.0	....	....
Ethiopia	644	2.1	1.1	0.1	0.4	0.8	1.3 r	1.2	0.4	0.1	0.4	0.3	0.1 r
Gabon	646	0.0	....	....	0.0	0.0	0.1 r	0.0	0.0	....	0.0	0.0	0.0 r
Ghana	652	9.9	2.0	2.7	4.2	3.1	3.6 r	0.0	0.0	....	0.0	0.2	0.1 r
Guinea	656	2.8	0.9	0.7	1.1	0.3	0.3 r	0.3	0.0	0.3	....	....	....
Kenya	664	16.4	3.8	6.7	3.6	3.2	1.8 r	3.1	0.6	0.7	0.4	0.6	0.5 r
Lesotho	666	....	....	....	....	0.0	0.0 r	....	....	....	....	....	....
Liberia	668	0.7	0.2	0.1	0.1	0.1	0.1 r	0.0	....	0.0	....	0.0	....
Madagascar	674	1.7	0.4	0.4	0.3	0.0	....	1.0	0.1	0.7	0.3	0.4	0.6 r
Malawi	676	1.7	0.2	0.1	0.1	0.1	0.1 r	0.2	0.1	0.0	0.0	0.5	....
Mali	678	0.4	0.2	0.1	0.2	0.0	....	0.0	0.0	0.0	0.2	0.0	....
Mauritius	684	2.1	0.6	0.6	0.8	0.6	0.9 r	1.7	0.3	0.2	0.4	0.0	0.1 r
Mozambique	688	0.4	0.1	0.1	0.0	0.2	0.1 r	0.2	0.1	0.1	0.0	0.0	0.0 r
Namibia	728	0.1	0.0	....	....	0.0	0.1 r	0.1	....	0.0	0.0	0.0	0.0 r
Niger	692	0.4	0.1	0.2	0.2	0.1	0.4 r	0.2	0.0	0.0	0.0	0.0	0.0 r
Nigeria	694	4.6	1.2	1.2	1.3	4.8	1.3 r	0.9	0.1	0.1	0.3	0.0	0.0 r
Rwanda	714	0.2	0.1	0.0	0.2	0.2	0.2 r	0.0	....	0.0	0.0	....	....
Senegal	722	6.8	0.9	1.2	1.3	1.3	2.1 r	0.2	0.0	0.2	0.3	0.1	0.2 r
Seychelles	718	4.3	1.4	1.5	1.2	1.4	0.7 r	6.6	2.3	2.2	0.9	2.4	2.7 r
Sierra Leone	724	1.5	0.4	0.3	0.1	2.0	6.0 r	0.0	0.0	0.0	0.0	0.0	0.0 r
South Africa	199	31.9	7.8	7.3	9.6	7.4	7.8 r	82.8	14.6	58.3	63.3	26.7	8.9 r
Swaziland	734	0.9	0.3	0.2	0.3	0.1	0.1 r	10.8	6.3	0.8	0.3	1.4	2.4 r
Tanzania	738	10.6	3.2	3.1	2.2	2.8	2.9 r	3.5	0.8	1.3	0.4	0.5	0.1 r
Togo	742	2.5	0.3	0.5	0.8	0.3	0.5 r	0.0	....	0.0	0.0	....	....
Uganda	746	6.7	3.1	0.2	0.1	0.2	0.2 r	1.5	0.6	0.3	0.2	0.6	0.2 r
Zambia	754	1.0	0.2	0.3	0.2	0.1	0.1 r	....	....	....	0.0	....	....
Zimbabwe	698	0.3	0.1	0.1	0.1	....	....	0.0	0.0	....	0.0	0.0	....
Africa n.s.	799	0.0	0.0	....	....	....	....	0.3	0.0	0.3	0.0	0.0	....
<b>Western Hemisphere</b>	<b>205</b>	<b>276.4</b>	<b>82.8</b>	<b>77.3</b>	<b>66.8</b>	<b>57.2</b>	<b>71.8</b>	<b>168.0</b>	<b>49.6</b>	<b>53.9</b>	<b>38.5</b>	<b>48.6</b>	<b>80.4</b>
Antigua and Barbuda	311	0.1	0.0	0.0	0.1	0.1	....	0.0	0.0	0.0	0.0	....	....
Argentina	213	5.9	1.5	1.9	2.0	2.1	3.2 r	3.9	1.5	0.9	1.9	1.2	2.8 r
Aruba	314	0.0	....	0.0	0.0	....	....	....	....	....	....	....	....
Bahamas, The	313	0.1	0.0	0.0	....	0.0	0.0 r	....	....	....	0.0	0.0	....
Barbados	316	0.2	0.1	0.0	0.0	0.0	0.0 r	0.0	....	0.0	....	....	....
Belize	339	0.8	0.1	0.1	0.1	0.2	....	0.2	0.1	0.1	0.0	0.0	0.0 r
Bermuda	319	0.0	....	....	0.0	....	....	0.1	0.0	0.0	0.0	0.0	0.0 r
Bolivia	218	3.4	1.3	1.0	1.9	0.2	0.6 r	0.1	0.1	0.1	0.1	0.2	0.3 r
Brazil	223	44.5	11.6	8.2	9.4	9.0	10.4 r	126.5	36.9	44.4	23.9	35.2	62.9 r
Chile	228	38.4	10.1	11.1	7.4	9.4	10.3 r	8.2	1.4	3.8	5.5	4.9	7.1 r
Colombia	233	9.6	2.9	3.3	2.8	1.9	2.2 r	0.3	0.1	0.1	0.1	0.1	0.1 r
Dominica	321	1.1	0.1	0.1	0.4	0.1	0.1 r	1.1	0.0	0.1	0.1	0.1	0.0 r
Ecuador	248	0.0	....	0.0	0.0	....	....	13.3	6.0	0.8	2.7	2.4	0.3 r
Greenland	326	....	....	....	....	....	....	0.0	0.0	....	....	....	....
Grenada	328	0.0	....	....	....	....	....	0.1	....	0.1	....	....	....
Guatemala	258	4.7	1.3	1.4	1.3	0.9	0.2 r	1.0	0.1	0.0	0.0	0.0	0.0 r
Guyana	336	0.3	0.1	0.1	0.1	0.1	....	....	....	....	....	....	....
Haiti	263	0.1	0.0	0.1	0.0	....	....	....	....	....	0.0	0.0	0.0 r
Honduras	268	2.4	0.5	0.7	0.8	0.3	0.1 r	0.0	0.0	0.0	0.4	0.0	0.0 r
Jamaica	343	1.7	0.3	0.4	1.1	0.5	0.5 r	0.1	0.0	0.1	....	0.0	0.0 r
Mexico	273	105.7	30.1	32.1	32.0	25.3	34.8 r	10.1	3.2	2.2	3.1	3.8	5.6 r
Nicaragua	278	1.4	0.3	0.4	0.7	0.7	0.3 r	0.2	0.1	0.1	0.0	0.1	0.1 r
Panama	283	8.6	1.8	2.0	2.3	1.6	2.5 r	0.4	0.1	0.1	0.0	0.0	0.1 r
Paraguay	288	0.2	0.0	0.0	0.0	0.0	....	0.1	....	0.0	0.0	0.0	....
Peru	293	21.7	5.7	7.1	3.0	3.7	5.6 r	1.6	0.0	1.0	0.4	0.6	0.7 r
St. Kitts and Nevis	361	....	....	....	....	....	....	0.1	....	0.0	0.0	0.0	....
St. Lucia	362	0.0	0.0	....	0.0	....	....	....	....	....	....	....	....

# Sri Lanka (524)

In Millions of U.S. Dollars

		Exports (FOB)						Imports (CIF)					
		2015	2015Q3	2015Q4	2016Q1	2016Q2	2016Q3	2015	2015Q3	2015Q4	2016Q1	2016Q2	2016Q3
St. Vincent & Grens.	364	0.1	0.0	0.1	....	....	....	0.0	....	....	0.0	....	....
Suriname	366	0.3	0.1	0.1	0.0	0.0	....	0.2	0.0	0.2	....	0.0	....
Trinidad and Tobago	369	2.1	0.4	0.6	0.4	0.5	0.5 r	0.0	....	0.0	0.0	0.0	0.0 r
Uruguay	298	2.6	0.6	0.7	0.6	0.6	0.3 r	0.2	0.0	0.0	0.0	0.1	0.1 r
Venezuela, Rep. Bol.	299	20.4	14.0	5.9	0.1	0.2	0.4 r	0.1	0.0	0.0	0.0	0.0	0.0 r
<b>Other Countries n.i.e</b>	910	<b>1.4</b>	<b>0.7</b>	<b>0.5</b>	<b>0.9</b>	<b>0.1</b>	<b>0.2</b>	<b>9.0</b>	<b>2.4</b>	<b>1.2</b>	<b>2.1</b>	<b>2.2</b>	<b>2.5</b>
Cuba	928	0.0	0.0	....	0.0	0.0	0.0 r	0.2	0.1	0.0	0.0	0.0	0.0 r
Korea, Dem. People's Rep.	954	1.4	0.7	0.5	0.9	0.1	0.1 r	8.8	2.3	1.2	2.1	2.2	2.5 r
<b>Memorandum Items</b>													
Africa	605	132.1	35.7	33.4	36.2	36.0	38.9	117.3	26.9	66.5	67.8	35.6	16.5
Middle East	405	825.9	189.1	209.4	204.3	189.9	247.1	1,542.2	347.2	334.2	232.0	306.7	317.2
European Union	998	3,023.0	759.4	717.7	850.4	726.2	905.0	1,686.0	376.6	457.9	451.4	480.3	472.8
Export earnings: fuel	080	1,005.7	254.0	250.9	238.5	227.2	294.0	1,797.6	385.4	413.1	289.3	360.4	366.0
Export earnings: nonfuel	092	8,738.8	2,175.1	2,109.4	2,362.0	2,032.1	2,540.4	13,326.9	3,349.8	3,277.8	3,265.2	3,236.5	3,432.7

# St. Kitts and Nevis (361)

In Millions of U.S. Dollars

		Exports (FOB)						Imports (CIF)					
		2015	2015Q3	2015Q4	2016Q1	2016Q2	2016Q3	2015	2015Q3	2015Q4	2016Q1	2016Q2	2016Q3
IFS World		40.0	....	....	....	....	....	280.0	....	....	....	....	....
World	001	66.5	10.0	30.3	10.5	27.0	9.7	380.0	92.2	108.7	83.1	76.6	82.3
Advanced Economies	110	36.1	7.7	7.2	7.6	8.4	7.3	294.9	73.7	85.6	67.7	57.3	62.6
Euro Area	163	0.6	0.1	0.1	0.2	0.1	0.1	13.9	9.4	0.8	1.7	6.2	1.9
Austria	122	0.0 e	0.0 e	....	....	....	....	0.1	0.0 r	0.0 r	0.1 r	0.0 r	0.0 r
Belgium	124	....	....	....	....	....	....	0.4	0.1 r	0.1 r	0.1 r	0.1 r	0.1 r
Cyprus	423	....	....	....	....	....	....	0.1	0.0 r	0.0 r	0.0 r	0.0 r	0.0 r
Estonia	939	0.0 e	....	....	....	....	....	0.0 e	0.0 e	0.0 e	....	....	....
Finland	172	....	....	....	....	....	....	....	....	....	0.0 r	....	....
France	132	0.3	0.1 r	0.1 r	0.1 r	0.1 r	0.1 r	0.7	0.2 r	0.2 r	0.2 r	0.1 r	0.1 r
Germany	134	0.1	0.0 r	0.0 r	0.0 r	0.0 r	0.0 r	1.3	1.0 r	0.1 r	0.9 r	5.1 r	1.4 r
Greece	174	....	....	....	....	....	0.0 e	0.0	0.0 r	0.0 r	0.0 r	0.0 r	0.0 r
Ireland	178	0.0	0.0 r	0.0 r	0.0 r	0.0 r	0.0 r	0.2	0.2 r	0.0 r	0.0 r	0.1 r	0.0 r
Italy	136	0.1	....	....	....	....	0.0 r	10.7	7.7 r	0.2 r	0.1 r	0.4 r	0.1 r
Latvia	941	0.0	0.0 r	0.0 r	0.0 r	0.0 r	0.0 r	0.0	0.0 r	0.0 r	0.0 r	0.0 r	0.0 r
Lithuania	946	0.0 e	....	....	....	0.0 e	....	0.0	0.0 r	0.0 r	0.0 r	0.0 r	0.0 r
Luxembourg	137	....	....	....	....	....	....	0.0	0.0 r	0.0 r	0.0 r	0.0 r	0.0 r
Malta	181	0.0 e	....	0.0 e	....	....	....	....	....	....	....	....	....
Netherlands	138	0.1	0.0 r	0.0 r	....	0.0 r	....	0.3	0.1 r	0.1 r	0.1 r	0.0 r	0.0 r
Portugal	182	....	....	....	....	....	....	0.0	0.0 r	0.0 r	0.0 r	0.0 r	0.0 r
Slovak Republic	936	0.1 e	....	0.0 e	0.1 e	0.0 e	0.0 e	0.0	0.0 r	0.0 r	0.0 r	0.0 r	0.0 r
Slovenia	961	....	....	....	....	....	....	0.1 e	....	0.1 e	0.0 e	0.1 e	0.0 e
Spain	184	0.0 e	0.0 e	0.0 e	0.0 e	0.0 e	0.0 e	0.0	0.0 r	0.0 r	0.1 r	0.2 r	0.1 r
Australia	193	....	....	....	....	....	....	0.4	0.1 r	0.1 r	0.1 r	0.1 r	0.0 r
Canada	156	0.0	0.0 r	0.0 r	0.0 r	0.0 r	0.0 r	4.5	1.1 r	1.2 r	0.8 r	0.8 r	0.9 r
China,P.R.: Hong Kong	532	....	....	....	....	....	....	0.5	0.1 r	0.1 r	0.1 r	0.1 r	0.1 r
China,P.R.: Macao	546	....	....	....	....	....	....	0.0	0.0 r	0.0 r	0.0 r	0.0 r	0.0 r
Czech Republic	935	1.2 e	0.3 e	0.3 e	0.3 e	0.3 e	0.3 e	0.0	0.0 r	0.0 r	0.0 r	0.0 r	0.0 r
Denmark	128	....	....	....	....	....	....	1.0	0.2 r	0.4 r	0.3 r	0.3 r	0.3 r
Iceland	176	....	....	....	....	....	....	0.0	0.0 r	0.0 r	0.0 r	0.0 r	0.0 r
Israel	436	....	....	....	....	....	....	0.2	0.0 r	0.0 r	0.0 r	0.0 r	0.0 r
Japan	158	....	....	....	....	....	....	14.7	3.1 r	4.3 r	3.9 r	3.7 r	4.0 r
Korea, Republic of	542	....	....	....	....	....	....	10.1	7.0 r	1.1 r	4.6 r	0.7 r	0.7 r
New Zealand	196	0.2 e	0.1 e	0.0 e	0.0 e	0.0 e	0.0 e	0.0	0.0 r	0.0 r	0.0 r	0.0 r	....
Norway	142	....	....	....	....	....	....	0.0	....	....	0.0 r	....	....
Singapore	576	0.7 e	0.0 e	0.0 e	0.0 e	0.0 e	0.1 e	0.0	0.0 r	0.0 r	0.0 r	0.0 r	0.0 r
Sweden	144	....	....	....	....	....	....	0.1	0.0 r	0.0 r	0.0 r	0.0 r	0.9 r
Switzerland	146	....	....	....	....	....	....	4.7	0.1 r	3.5 r	0.3 r	0.2 r	0.1 r
Taiwan Prov.of China	528	0.0	0.0 r	0.0 r	0.0 r	0.0 r	0.0 r	1.9	0.4 r	0.3 r	0.3 r	0.3 r	0.3 r
United Kingdom	112	0.1	0.1 r	0.0 r	0.0 r	0.0 r	0.1 r	16.5	1.4 r	1.6 r	1.5 r	1.7 r	2.1 r
United States	111	33.3	7.1 r	6.7 r	7.0 r	7.8 r	6.7 r	226.4	50.7 r	72.2 r	54.2 r	43.1 r	51.3 r
Vatican	187	....	....	....	....	....	....	0.0	0.0 r	0.0 r	0.0 r	0.0 r	0.0 r
Emerg. & Dev. Economies	200	30.1	2.2	23.0	2.8	18.6	2.4	84.8	18.4	23.0	15.4	19.3	19.6
Emerg. & Dev. Asia	505	0.2	0.0	0.1	0.0	0.1	0.1	24.3	3.4	6.4	2.1	2.7	4.2
American Samoa	859	....	....	....	....	....	....	0.0	0.0 r	0.0 r	0.0 r	0.0 r	0.0 r
China,P.R.: Mainland	924	....	....	....	....	....	....	18.8	1.3 r	4.9 r	1.2 r	1.6 r	2.6 r
F.T. French Polynesia	887	0.0 e	0.0 e	0.0 e	0.0 e	0.0 e	0.0 e	0.0	0.0 r	0.0 r	0.0 r	0.0 r	0.0 r
F.T. New Caledonia	839	0.0 e	0.0 e	0.0 e	0.0 e	0.0 e	0.0 e	....	....	....	....	....	....
India	534	0.0	0.0 r	0.0 r	....	....	....	1.8	0.7 r	0.5 r	0.4 r	0.5 r	1.0 r
Indonesia	536	....	....	....	....	....	....	1.7	0.9 r	0.4 r	0.1 r	0.1 r	0.1 r
Lao People's Dem.Rep	544	....	....	....	....	....	....	0.0	0.0 r	0.0 r	0.0 r	0.0 r	0.0 r
Malaysia	548	....	....	....	....	....	....	0.2	0.0 r	0.0 r	0.0 r	0.1 r	0.1 r
Micronesia	868	....	....	....	....	....	....	0.4	0.1 r	0.1 r	0.1 r	0.1 r	0.1 r
Nepal	558	0.0 e	0.0 e	0.0 e	0.0 e	0.0 e	0.0 e	....	....	....	....	....	....
Papua New Guinea	853	....	....	....	....	....	....	0.0	0.0 r	0.0 r	0.0 r	0.0 r	0.0 r
Philippines	566	0.1 e	0.0 e	0.1 e	0.0 e	0.0 e	0.0 e	....	....	....	....	....	....
Sri Lanka	524	0.1 e	....	0.0 e	0.0 e	0.0 e	....	0.0	0.0 r	0.0 r	0.0 r	0.0 r	0.0 r
Thailand	578	....	....	....	....	....	....	0.8	0.2 r	0.2 r	0.2 r	0.2 r	0.2 r
Tuvalu	869	....	....	....	....	....	....	0.0	0.0 r	0.0 r	0.0 r	0.0 r	0.0 r
Vietnam	582	....	....	....	....	....	....	0.1	0.0 r	0.0 r	0.0 r	0.0 r	0.0 r

# St. Kitts and Nevis (361)

In Millions of U.S. Dollars

		Exports (FOB)						Imports (CIF)					
		2015	2015Q3	2015Q4	2016Q1	2016Q2	2016Q3	2015	2015Q3	2015Q4	2016Q1	2016Q2	2016Q3
Asia n.s.	598	....	....	....	....	....	....	0.4	0.1 r	0.1 r	0.1 r	0.1 r	0.1 r
<b>Europe</b>	170	<b>19.6</b>	<b>0.4</b>	<b>19.1</b>	<b>0.8</b>	<b>14.9</b>	<b>0.2</b>	<b>0.6</b>	<b>0.1</b>	<b>0.3</b>	<b>0.1</b>	<b>0.1</b>	<b>0.3</b>
<b>Emerg. &amp; Dev. Europe</b>	903	<b>19.1</b>	<b>0.0</b>	<b>19.1</b>	<b>0.7</b>	<b>14.1</b>	<b>0.1</b>	<b>0.5</b>	<b>0.1</b>	<b>0.3</b>	<b>0.1</b>	<b>0.1</b>	<b>0.3</b>
Albania	914	0.0	0.0 r	0.0 r	0.0 r	0.0 r	0.0 r	0.3	0.1 r	0.1 r	0.1 r	0.1 r	0.1 r
Bosnia and Herzegovina	963	0.0 e	0.0 e	0.0 e	0.0 e	0.0 e	0.0 e	0.0	0.0 r	0.0 r	0.0 r	0.0 r	0.0 r
Bulgaria	918	....	....	....	....	....	....	0.0	0.0 r	0.0 r	0.0 r	....	0.0 r
Croatia	960	0.0 e	....	....	0.0 e	....	0.0 e	....	....	....	....	....	....
Faroe Islands	816	....	....	....	....	....	....	0.0	0.0 r	0.0 r	0.0 r	0.0 r	0.0 r
Hungary	944	0.0 e	0.0 e	0.0 e	0.0 e	....	0.0 e	0.2	....	0.2 r	0.1 r	....	0.2 r
Macedonia, FYR	962	....	....	....	....	....	....	0.0	0.0 r	0.0 r	0.0 r	0.0 r	0.0 r
Poland	964	19.1 e	0.0 e	19.0 e	....	8.4 e	0.1 e	....	....	....	....	....	....
Serbia, Republic of	942	....	....	....	....	....	....	0.0	0.0 r	0.0 r	0.0 r	0.0 r	0.0 r
Turkey	186	0.0 e	0.0 e	0.0 e	0.7 e	5.7 e	....	0.1	0.0 r	0.0 r	0.0 r	0.0 r	0.0 r
<b>CIS</b>	901	<b>0.5</b>	<b>0.4</b>	<b>0.0</b>	<b>0.1</b>	<b>0.8</b>	<b>0.0</b>	<b>0.1</b>	<b>0.0</b>	<b>0.0</b>	<b>0.0</b>	<b>0.0</b>	<b>0.0</b>
Armenia	911	0.0 e	0.0 e	0.0 e	0.0 e	0.0 e	0.0 e	....	....	....	....	....	....
Azerbaijan, Rep. of	912	....	....	....	0.0 e	0.0 e	0.0 e	0.0	0.0 r	0.0 r	0.0 r	0.0 r	0.0 r
Belarus	913	....	....	....	....	....	....	0.0	0.0 r	....	....	....	....
Kazakhstan	916	0.0 e	0.0 e	0.0 e	0.0 e	0.0 e	0.0 e	....	....	....	....	....	....
Moldova	921	0.0 e	0.0 e	0.0 e	0.0 e	0.0 e	0.0 e	....	....	....	....	....	....
Russian Federation	922	0.1 e	0.0 e	0.0 e	0.0 e	....	....	0.0	....	0.0 r	....	....	....
Ukraine	926	0.3 e	0.3 e	0.0 e	....	0.8 e	0.0 e	0.0	0.0 r	0.0 r	....	0.0 r	0.0 r
Uzbekistan	927	....	....	....	....	....	....	0.0	0.0 r	0.0 r	0.0 r	0.0 r	0.0 r
Europe n.s.	884	....	....	....	....	....	....	0.0	0.0 r	0.0 r	0.0 r	0.0 r	0.0 r
<b>Mid East, N Africa, Pak</b>	440	<b>0.2</b>	<b>0.0</b>	<b>0.1</b>	<b>0.0</b>	<b>0.0</b>	<b>0.0</b>	<b>0.4</b>	<b>0.1</b>	<b>0.1</b>	<b>0.1</b>	<b>0.1</b>	<b>0.1</b>
Afghanistan, I.R. of	512	0.0	0.0 r	0.0 r	0.0 r	0.0 r	0.0 r	0.1	0.0 r	0.0 r	0.0 r	0.0 r	0.0 r
Algeria	612	....	....	....	....	....	....	0.1	0.0 r	0.0 r	0.0 r	0.0 r	0.0 r
Bahrain, Kingdom of	419	0.0 e	0.0 e	0.0 e	0.0 e	0.0 e	0.0 e	....	....	....	....	....	....
Jordan	439	....	....	....	....	....	....	0.0	0.0 r	0.0 r	0.0 r	0.0 r	0.0 r
Kuwait	443	0.0 e	0.0 e	0.0 e	0.0 e	0.0 e	0.0 e	....	....	....	....	....	....
Lebanon	446	0.0 e	....	0.0 e	....	....	....	0.0	0.0 r	0.0 r	0.0 r	0.0 r	0.0 r
Morocco	686	....	....	....	....	....	....	0.1	0.1 r	....	....	....	....
Oman	449	....	....	....	....	....	....	0.0	0.0 r	0.0 r	0.0 r	0.0 r	0.0 r
Pakistan	564	0.0 e	0.0 e	0.0 e	0.0 e	0.0 e	0.0 e	0.0	0.0 r	0.0 r	0.0 r	0.0 r	0.0 r
Qatar	453	0.0	0.0 r	0.0 r	0.0 r	0.0 r	0.0 r	0.0	0.0 r	0.0 r	0.0 r	0.0 r	0.0 r
Saudi Arabia	456	0.0	0.0 r	0.0 r	0.0 r	0.0 r	0.0 r	0.0	0.0 r	0.0 r	0.0 r	0.0 r	0.0 r
United Arab Emirates	466	0.1 e	0.0 e	0.0 e	0.0 e	0.0 e	0.0 e	0.1	0.0 r	0.0 r	0.0 r	0.0 r	0.0 r
Yemen, Republic of	474	....	....	....	....	....	....	0.0	0.0 r	0.0 r	0.0 r	0.0 r	0.0 r
<b>Sub-Saharan Africa</b>	603	<b>0.3</b>	<b>0.1</b>	<b>0.1</b>	<b>0.0</b>	<b>0.1</b>	<b>0.1</b>	<b>0.1</b>	<b>0.0</b>	<b>0.0</b>	<b>0.0</b>	<b>0.0</b>	<b>0.0</b>
Angola	614	0.2 e	0.1 e	0.1 e	0.0 e	0.0 e	0.0 e	....	....	....	....	....	....
Botswana	616	0.0 e	0.0 e	0.0 e	0.0 e	0.0 e	0.0 e	....	....	....	....	....	....
Burundi	618	0.0 e	0.0 e	0.0 e	0.0 e	0.0 e	0.0 e	....	....	....	....	....	....
Cameroon	622	....	....	....	....	....	....	0.0	0.0 r	0.0 r	0.0 r	0.0 r	0.0 r
Congo, Republic of	634	0.0 e	0.0 e	0.0 e	0.0 e	0.0 e	0.0 e	....	....	....	....	....	....
Equatorial Guinea	642	....	....	....	....	....	....	0.0	0.0 r	0.0 r	0.0 r	0.0 r	0.0 r
Ethiopia	644	....	....	....	....	....	....	0.0	0.0 r	0.0 r	0.0 r	0.0 r	0.0 r
Gabon	646	....	....	....	....	....	....	0.0	0.0 r	0.0 r	0.0 r	0.0 r	0.0 r
Ghana	652	0.0 e	0.0 e	0.0 e	0.0 e	0.0 e	0.0 e	0.0	0.0 r	0.0 r	0.0 r	0.0 r	0.0 r
Guinea	656	0.0	0.0 r	0.0 r	0.0 r	0.0 r	0.0 r	0.0	0.0 r	0.0 r	0.0 r	0.0 r	0.0 r
Kenya	664	0.0 e	0.0 e	0.0 e	0.0 e	0.0 e	0.0 e	0.0	0.0 r	0.0 r	0.0 r	0.0 r	0.0 r
Liberia	668	....	....	....	....	....	....	0.0	0.0 r	0.0 r	0.0 r	0.0 r	0.0 r
Madagascar	674	0.0 e	0.0 e	0.0 e	0.0 e	0.0 e	0.0 e	....	....	....	....	....	....
Mali	678	....	....	....	....	....	....	0.0	0.0 r	0.0 r	0.0 r	0.0 r	0.0 r
Mauritius	684	0.0 e	....	....	....	....	....	....	....	....	....	....	....
Namibia	728	....	....	....	....	....	....	0.0	0.0 r	0.0 r	0.0 r	0.0 r	0.0 r
Nigeria	694	....	....	....	....	....	....	0.0	0.0 r	0.0 r	0.0 r	0.0 r	0.0 r
Rwanda	714	0.0 e	....	0.0 e	....	0.0 e	0.0 e	....	....	....	....	....	....
São Tomé & Príncipe	716	0.0	0.0 r	0.0 r	0.0 r	0.0 r	0.0 r	0.0	0.0 r	0.0 r	0.0 r	0.0 r	0.0 r
Seychelles	718	0.0 e	0.0 e	0.0 e	0.0 e	0.0 e	0.0 e	0.0	0.0 r	0.0 r	0.0 r	0.0 r	0.0 r
Sierra Leone	724	0.0	0.0 r	0.0 r	0.0 r	0.0 r	0.0 r	....	....	....	....	....	....
South Africa	199	0.0 e	0.0 e	0.0 e	0.0 e	0.1 e	0.0 e	0.0	....	0.0 r	0.0 r	0.0 r	0.0 r

# St. Kitts and Nevis (361)

In Millions of U.S. Dollars

		Exports (FOB)						Imports (CIF)					
		2015	2015Q3	2015Q4	2016Q1	2016Q2	2016Q3	2015	2015Q3	2015Q4	2016Q1	2016Q2	2016Q3
Swaziland	734	....	....	....	....	....	....	0.0	0.0 r	0.0 r	0.0 r	0.0 r	0.0 r
Africa n.s.	799	....	....	....	....	....	....	0.0	0.0 r	0.0 r	0.0 r	0.0 r	0.0 r
<b>Western Hemisphere</b>	<b>205</b>	<b>9.8</b>	<b>1.7</b>	<b>3.7</b>	<b>1.9</b>	<b>3.5</b>	<b>2.1</b>	<b>59.4</b>	<b>14.8</b>	<b>16.2</b>	<b>13.1</b>	<b>16.3</b>	<b>14.9</b>
Anguilla	312	0.4	0.1 r	0.2 r	0.1 r	0.2 r	0.1 r	0.0	0.0 r	0.0 r	0.0 r	0.0 r	0.0 r
Antigua and Barbuda	311	1.6	0.3 r	0.6 r	0.3 r	0.6 r	0.3 r	0.7	0.2 r	0.2 r	0.2 r	0.2 r	0.2 r
Argentina	213	....	....	....	....	....	....	0.3	0.1 r	0.1 r	0.1 r	0.1 r	0.1 r
Aruba	314	0.0	....	0.0 r	....	....	....	0.0	0.0 r	....	....	0.0 r	....
Bahamas, The	313	0.0	0.0 r	0.0 r	0.0 r	0.0 r	0.0 r	0.5	0.1 r	0.1 r	0.1 r	0.1 r	0.1 r
Barbados	316	0.2	0.0 r	0.1 r	0.0 r	0.1 r	0.0 r	4.0	1.0 r	1.1 r	0.9 r	1.1 r	1.0 r
Belize	339	0.0	0.0 r	0.0 r	0.0 r	0.0 r	0.0 r	....	....	....	....	....	....
Bermuda	319	....	....	....	....	....	....	0.0	0.0 r	0.0 r	0.0 r	0.0 r	0.0 r
Bolivia	218	0.0 e	0.0 e	....	....	....	....	....	....	....	....	....	....
Brazil	223	....	....	....	....	....	....	2.1	0.5 r	0.4 r	0.5 r	0.5 r	0.4 r
Chile	228	....	....	....	....	....	....	0.3	....	0.1 r	0.0 r	0.1 r	0.0 r
Colombia	233	0.1 e	0.1 e	0.0 e	0.0 e	0.0 e	0.0 e	1.7	0.4 r	0.4 r	0.5 r	0.6 r	0.5 r
Costa Rica	238	....	....	....	....	....	....	0.8	0.2 r	0.2 r	0.2 r	0.2 r	0.2 r
Curacao	354	0.1	0.0 r	0.0 r	0.0 r	0.0 r	0.0 r	0.3	0.1 r	0.1 r	0.1 r	0.1 r	0.1 r
Dominica	321	1.2	0.2 r	0.4 r	0.2 r	0.4 r	0.2 r	1.1	0.3 r	0.3 r	0.2 r	0.3 r	0.3 r
Dominican Republic	243	0.0	0.0 r	0.0 r	0.0 r	0.0 r	0.0 r	3.7	0.9 r	1.0 r	0.8 r	1.0 r	0.9 r
Ecuador	248	0.0	0.0 r	0.0 r	0.0 r	0.0 r	0.0 r	0.1	0.0 r	0.0 r	0.0 r	0.0 r	0.0 r
El Salvador	253	....	....	....	0.2 r	0.1 r	0.4 r	0.1	0.0 r	0.0 r	0.0 r	0.0 r	0.0 r
Grenada	328	0.6	0.1 r	0.2 r	0.1 r	0.2 r	0.1 r	2.4	0.6 r	0.7 r	0.5 r	0.7 r	0.6 r
Guatemala	258	....	....	....	....	....	....	0.1	0.0 r	0.0 r	0.0 r	0.0 r	0.0 r
Guyana	336	0.0	0.0 r	0.0 r	0.0 r	0.0 r	0.0 r	2.8	0.7 r	0.8 r	0.6 r	0.8 r	0.7 r
Haiti	263	....	....	....	....	....	....	0.0	0.0 r	0.0 r	0.0 r	0.0 r	0.0 r
Honduras	268	....	....	....	....	....	....	0.3	0.0 r	0.2 r	0.0 r	0.0 r	0.0 r
Jamaica	343	0.0	0.0 r	0.0 r	0.0 r	0.0 r	0.0 r	5.4	1.4 r	1.5 r	1.2 r	1.5 r	1.4 r
Mexico	273	....	....	....	....	....	....	0.9	0.2 r	0.2 r	0.2 r	0.2 r	0.2 r
Montserrat	351	0.4	0.1 r	0.2 r	0.1 r	0.1 r	0.1 r	0.0	0.0 r	0.0 r	0.0 r	0.0 r	0.0 r
Nicaragua	278	0.0 e	0.0 e	0.0 e	0.0 e	0.0 e	0.0 e	0.0	0.0 r	0.0 r	0.0 r	0.0 r	0.0 r
Panama	283	0.1	0.0 r	0.0 r	0.0 r	0.0 r	0.0 r	0.7	0.2 r	0.2 r	0.2 r	0.2 r	0.2 r
Peru	293	0.0 e	0.0 e	0.0 e	0.0 e	0.0 e	0.0 e	1.0	0.3 r	0.3 r	0.2 r	0.3 r	0.3 r
Sint Maarten	352	0.5	0.1 r	0.2 r	0.1 r	0.2 r	0.1 r	3.3	0.8 r	0.9 r	0.7 r	0.9 r	0.8 r
St. Lucia	362	1.3	0.2 r	0.5 r	0.2 r	0.4 r	0.2 r	1.0	0.3 r	0.3 r	0.2 r	0.3 r	0.3 r
St. Vincent & Grens.	364	0.5	0.1 r	0.2 r	0.1 r	0.2 r	0.1 r	2.4	0.6 r	0.7 r	0.5 r	0.7 r	0.6 r
Suriname	366	....	....	....	....	....	....	0.1	0.0 r	0.0 r	0.0 r	0.0 r	0.0 r
Trinidad and Tobago	369	1.4	0.2 r	0.5 r	0.3 r	0.5 r	0.2 r	22.8	5.7 r	6.3 r	5.0 r	6.3 r	5.8 r
Venezuela, Rep. Bol.	299	0.0	0.0 r	0.0 r	0.0 r	0.0 r	0.0 r	0.0	0.0 r	0.0 r	0.0 r	0.0 r	0.0 r
Western Hem. n.s.	399	1.2	0.2 r	0.5 r	0.2 r	0.4 r	0.2 r	0.2	0.0 r	0.0 r	0.0 r	0.0 r	0.0 r
<b>Other Countries n.i.e</b>	<b>910</b>	<b>....</b>	<b>....</b>	<b>....</b>	<b>....</b>	<b>....</b>	<b>....</b>	<b>0.2</b>	<b>0.0</b>	<b>0.0</b>	<b>0.0</b>	<b>0.0</b>	<b>0.0</b>
Cuba	928	....	....	....	....	....	....	0.0	0.0 r	0.0 r	0.0 r	0.0 r	0.0 r
Korea, Dem. People's Rep.	954	....	....	....	....	....	....	0.2	0.0 r	0.0 r	0.0 r	0.0 r	0.0 r
<b>Special Categories</b>	<b>899</b>	<b>0.3</b>	<b>0.1 r</b>	<b>0.1 r</b>	<b>0.1 r</b>	<b>0.1 r</b>	<b>0.1 r</b>	<b>0.0</b>	<b>0.0 r</b>	<b>0.0 r</b>	<b>0.0 r</b>	<b>0.0 r</b>	<b>0.0 r</b>
<b>Countries &amp; Areas n.s.</b>	<b>898</b>	<b>....</b>	<b>....</b>	<b>....</b>	<b>....</b>	<b>....</b>	<b>....</b>	<b>0.0</b>	<b>0.0 r</b>	<b>0.0 r</b>	<b>0.0 r</b>	<b>0.0 r</b>	<b>0.0 r</b>
<b>Memorandum Items</b>													
Africa	605	0.3	0.1	0.1	0.0	0.1	0.1	0.2	0.1	0.0	0.0	0.0	0.0
Middle East	405	0.2	0.0	0.0	0.0	0.0	0.0	0.1	0.0	0.0	0.0	0.0	0.0
European Union	998	21.0	0.5	19.4	0.6	8.9	0.6	31.7	11.0	3.0	3.5	8.2	5.4
Export earnings: fuel	080	2.1	0.4	0.7	0.3	0.6	0.3	24.9	6.2	6.8	5.5	7.0	6.4
Export earnings: nonfuel	092	64.4	9.5	29.6	10.1	26.5	9.4	355.1	86.0	101.9	77.6	69.6	75.8



# St. Lucia (362)

In Millions of U.S. Dollars

		Exports (FOB)						Imports (CIF)					
		2015	2015Q3	2015Q4	2016Q1	2016Q2	2016Q3	2015	2015Q3	2015Q4	2016Q1	2016Q2	2016Q3
IFS World		180.3	35.7	34.5	....	....	....	570.0	140.2	149.0	....	....	....
World	001	142.1	30.0	38.8	25.8	23.6	27.4	542.2	124.2	147.9	136.5	93.2	113.9
Advanced Economies	110	82.1	17.5	26.8	17.2	16.0	18.2	308.6	67.0	85.4	84.2	59.7	70.4
Euro Area	163	2.7	0.7	0.8	1.1	0.8	0.9	29.6	7.5	7.6	8.4	12.3	10.4
Austria	122	....	....	....	....	....	....	0.2	0.1 r	0.1 r	0.0 r	0.0 r	0.0 r
Belgium	124	0.4	0.1 r	0.1 r	0.1 r	0.1 r	0.1 r	2.4	0.7 r	0.8 r	0.4 r	0.4 r	0.4 r
Cyprus	423	0.1	0.0 r	0.0 r	0.0 r	0.0 r	0.0 r	0.0	0.0 r	....	....	....	0.0 r
Estonia	939	....	....	....	....	....	....	0.1	0.0 r	0.0 r	0.0 r	0.0 r	0.0 r
Finland	172	0.0	....	....	0.0 r	....	....	0.1	0.0 r	0.0 r	0.0 r	....	0.0 r
France	132	1.2	0.3 r	0.4 r	0.8 r	0.3 r	0.6 r	8.4	1.2 r	2.3 r	2.5 r	2.5 r	2.9 r
Germany	134	0.3	0.2 r	0.1 r	0.0 r	0.1 r	0.0 r	4.2	0.9 r	0.8 r	1.5 r	1.7 r	1.5 r
Greece	174	0.0	0.0 r	0.0 r	0.0 r	0.0 r	0.0 r	0.0	0.0 r	....	0.1 r	0.2 r	0.0 r
Ireland	178	0.0	0.0 r	0.0 r	0.0 r	0.0 r	0.0 r	1.6	0.4 r	0.4 r	0.4 r	0.4 r	0.4 r
Italy	136	0.0	0.0 r	0.0 r	0.0 r	0.0 r	....	2.4	0.4 r	0.8 r	0.7 r	0.8 r	0.5 r
Latvia	941	....	....	....	....	....	....	0.0	0.0 r	0.0 r	0.0 r	0.0 r	0.0 r
Lithuania	946	0.0 e	0.0 e	0.0 e	0.0 e	0.0 e	0.0 e	0.0	0.0 r	0.0 r	0.0 r	0.0 r	0.0 r
Malta	181	....	....	....	....	....	....	0.0	0.0 r	0.0 r	0.0 r	0.0 r	0.0 r
Netherlands	138	0.5	0.1 r	0.1 r	0.1 r	0.1 r	0.1 r	9.0	3.2 r	2.0 r	2.3 r	4.5 r	2.4 r
Portugal	182	0.0	0.0 r	0.0 r	0.0 r	0.0 r	0.0 r	0.1	0.0 r	0.0 r	0.0 r	0.0 r	0.0 r
Slovak Republic	936	0.0	0.0 r	0.0 r	0.0 r	0.0 r	....	0.0	0.0 r	0.0 r	0.0 r	0.0 r	0.0 r
Slovenia	961	0.0	....	....	....	....	....	0.2	0.2 r	....	0.0 r	....	....
Spain	184	....	....	....	....	....	....	0.8	0.3 r	0.4 r	0.4 r	1.8 r	2.2 r
Australia	193	0.0	0.0 r	....	....	0.0 r	0.0 r	1.3	0.3 r	0.5 r	0.4 r	0.3 r	0.1 r
Canada	156	0.3	0.1 r	0.1 r	0.2 r	0.1 r	0.1 r	8.2	1.9 r	2.2 r	2.0 r	1.4 r	2.2 r
China,P.R.: Hong Kong	532	0.0	0.0 r	0.0 r	0.0 r	0.0 r	0.0 r	1.9	0.5 r	0.5 r	0.5 r	0.5 r	0.5 r
China,P.R.: Macao	546	....	....	....	....	....	....	0.0	0.0 r	0.0 r	0.0 r	0.0 r	0.0 r
Czech Republic	935	0.0	0.0 r	0.0 r	0.0 r	0.0 r	0.0 r	0.1	0.0 r	0.0 r	....	0.0 r	0.1 r
Denmark	128	0.1	0.0 r	0.1 r	0.1 r	0.0 r	0.0 r	0.7	0.1 r	0.3 r	0.0 r	0.1 r	0.2 r
Israel	436	....	....	....	....	....	....	0.1	0.0 r	0.0 r	0.0 r	0.0 r	0.0 r
Japan	158	0.0	....	0.0 r	....	....	0.0 r	17.4	3.5 r	7.8 r	7.2 r	4.8 r	4.7 r
Korea, Republic of	542	0.1	0.1 r	0.0 r	0.1 r	....	0.0 r	3.7	0.9 r	1.1 r	0.9 r	1.6 r	1.0 r
New Zealand	196	0.0	0.0 r	0.0 r	0.0 r	0.0 r	0.0 r	3.4	0.9 r	0.9 r	0.6 r	0.9 r	0.8 r
Norway	142	....	....	....	....	....	....	0.0	0.0 r	0.0 r	0.0 r	....	....
Singapore	576	0.1	0.0 r	0.0 r	0.0 r	0.0 r	0.0 r	0.0	....	0.0 r	....	0.0 r	0.0 r
Sweden	144	0.0	0.0 r	0.0 r	0.0 r	0.0 r	0.0 r	0.7	0.1 r	0.2 r	0.2 r	0.6 r	0.4 r
Switzerland	146	0.1	0.0 r	0.0 r	0.0 r	0.0 r	0.0 r	0.2	0.0 r	0.1 r	0.1 r	0.0 r	0.0 r
Taiwan Prov.of China	528	0.1	0.1 r	0.0 r	0.0 r	0.0 r	0.0 r	1.7	0.5 r	0.3 r	0.6 r	0.3 r	0.1 r
United Kingdom	112	15.2	3.3 r	3.5 r	3.5 r	3.9 r	3.8 r	31.0	7.6 r	9.5 r	8.7 r	10.5 r	7.9 r
United States	111	63.3	13.1 r	22.4 r	12.3 r	11.2 r	13.3 r	208.5	43.3 r	54.4 r	54.8 r	26.4 r	41.9 r
Emerg. & Dev. Economies	200	60.0	12.5	12.0	8.6	7.6	9.2	231.7	56.8	62.0	51.9	33.3	43.2
Emerg. & Dev. Asia	505	5.8	1.5	1.4	1.5	1.6	1.4	15.6	3.3	5.3	3.9	3.5	3.4
Cambodia	522	....	....	....	....	....	....	0.0 e	0.0 e	0.0 e	0.0 e	0.0 e	0.0 e
China,P.R.: Mainland	924	0.4	0.1 r	0.1 r	0.1 r	0.1 r	0.1 r	7.5	1.3 r	3.0 r	1.9 r	1.4 r	1.2 r
F.T. New Caledonia	839	0.0 e	0.0 e	0.0 e	0.0 e	0.0 e	0.0 e	....	....	....	....	....	....
India	534	1.2	0.3 r	0.2 r	0.4 r	0.3 r	0.2 r	2.4	0.5 r	0.8 r	0.7 r	0.9 r	0.9 r
Indonesia	536	....	....	....	....	....	....	0.3	0.1 r	0.1 r	0.0 r	0.0 r	0.0 r
Malaysia	548	0.0	0.0 r	0.0 r	0.0 r	0.0 r	0.0 r	0.2	0.0 r	0.1 r	0.0 r	0.0 r	0.0 r
Maldives	556	3.7 e	0.9 e	1.0 e	1.0 e	1.1 e	1.0 e	....	....	....	....	....	....
Marshall Islands	867	0.2	0.0 r	0.0 r	0.0 r	0.0 r	0.0 r	....	....	....	....	....	....
Mongolia	948	....	....	....	....	....	....	0.0	0.0 r	0.0 r	0.0 r	0.0 r	0.0 r
Philippines	566	0.0	0.0 r	0.0 r	0.0 r	0.0 r	0.0 r	....	....	....	....	....	....
Sri Lanka	524	....	....	....	....	....	....	0.0	0.0 r	0.0 r	0.0 r	0.0 r	0.0 r
Thailand	578	0.2	0.0 r	0.0 r	0.0 r	0.0 r	0.0 r	4.4	1.1 r	1.1 r	1.1 r	1.1 r	1.1 r
Vietnam	582	0.0	0.0 r	0.0 r	0.0 r	0.0 r	0.0 r	0.1	0.0 r	0.0 r	0.0 r	0.0 r	0.0 r
Asia n.s.	598	....	....	....	....	....	....	0.7	0.2 r	0.2 r	0.2 r	0.1 r	0.1 r
Europe	170	0.0	0.0	0.0	0.1	0.0	0.1	1.2	0.2	0.7	0.5	0.4	0.5
Emerg. & Dev. Europe	903	0.0	0.0	0.0	0.0	0.0	0.0	1.2	0.2	0.7	0.5	0.4	0.5
Bosnia and Herzegovina	963	0.0	0.0 r	0.0 r	0.0 r	0.0 r	0.0 r	....	....	....	....	....	....
Croatia	960	0.0 e	....	....	....	....	....	....	....	....	0.0 e	0.0 e	0.0 e
Hungary	944	....	....	....	....	....	....	0.2	0.1 r	0.1 r	0.1 r	0.1 r	0.1 r

# St. Lucia (362)

In Millions of U.S. Dollars

		Exports (FOB)						Imports (CIF)					
		2015	2015Q3	2015Q4	2016Q1	2016Q2	2016Q3	2015	2015Q3	2015Q4	2016Q1	2016Q2	2016Q3
Poland	964	0.0	0.0 r	0.0 r	0.0 r	0.0 r	0.0 r	0.0	0.0 r	0.0 r	0.0 r	0.0 r	0.0 r
Romania	968	....	....	....	....	....	....	0.0	....	0.0 r	....	....	....
Serbia, Republic of	942	....	....	....	....	....	....	0.0	0.0 r	0.0 r	0.0 r	0.0 r	0.0 r
Turkey	186	....	....	....	....	....	....	1.0	0.1 r	0.6 r	0.4 r	0.2 r	0.4 r
<b>CIS</b>	901	<b>0.0</b>	<b>0.0</b>	<b>0.0</b>	<b>0.1</b>	<b>0.0</b>	<b>0.1</b>	<b>0.0</b>	<b>0.0</b>	<b>0.0</b>	<b>0.0</b>	<b>0.0</b>	<b>0.0</b>
Armenia	911	....	....	....	....	....	0.0 e	....	....	....	....	....	....
Kazakhstan	916	0.0 e	0.0 e	0.0 e	0.0 e	0.0 e	0.0 e	....	....	....	....	....	....
Russian Federation	922	....	....	....	0.1 r	....	0.1 r	0.0	0.0 r	0.0 r	0.0 r	0.0 r	0.0 r
Ukraine	926	....	....	....	....	....	....	0.0	0.0 r	0.0 r	0.0 r	0.0 r	0.0 r
<b>Mid East, N Africa, Pak</b>	440	<b>0.6</b>	<b>0.1</b>	<b>0.1</b>	<b>0.1</b>	<b>0.1</b>	<b>0.1</b>	<b>0.6</b>	<b>0.3</b>	<b>0.1</b>	<b>0.1</b>	<b>0.1</b>	<b>0.1</b>
Bahrain, Kingdom of	419	0.0 e	0.0 e	0.0 e	0.0 e	0.0 e	0.0 e	....	....	....	....	....	....
Morocco	686	0.0	0.0 r	0.0 r	0.0 r	0.0 r	0.0 r	0.3	0.2 r	0.0 r	0.0 r	0.0 r	0.0 r
Pakistan	564	....	....	....	....	....	....	0.2	0.0 r	0.0 r	0.0 r	0.0 r	0.0 r
Qatar	453	....	....	....	....	....	....	0.0	0.0 r	0.0 r	0.0 r	0.0 r	0.0 r
Saudi Arabia	456	0.0	0.0 r	0.0 r	0.0 r	0.0 r	0.0 r	0.0	0.0 r	0.0 r	0.0 r	0.0 r	0.0 r
Sudan	732	....	....	....	....	....	....	0.0	0.0 r	0.0 r	0.0 r	0.0 r	0.0 r
Tunisia	744	....	....	....	....	....	....	0.0	0.0 r	0.0 r	0.0 r	0.0 r	0.0 r
United Arab Emirates	466	0.6	0.1 r	0.1 r	0.1 r	0.1 r	0.1 r	0.1	0.0 r	0.0 r	0.0 r	0.0 r	0.0 r
<b>Sub-Saharan Africa</b>	603	<b>0.4</b>	<b>0.1</b>	<b>0.1</b>	<b>0.1</b>	<b>0.0</b>	<b>0.1</b>	<b>0.3</b>	<b>0.1</b>	<b>0.1</b>	<b>0.2</b>	<b>0.1</b>	<b>0.1</b>
Cameroon	622	....	....	....	0.0 e	0.0 e	0.0 e	....	....	....	....	....	....
Chad	628	....	....	....	....	....	....	0.0	0.0 r	0.0 r	0.0 r	0.0 r	0.0 r
Congo, Republic of	634	0.0	0.0 r	0.0 r	0.0 r	0.0 r	0.0 r	....	....	....	....	....	....
Gabon	646	....	....	....	....	....	....	0.0	0.0 r	0.0 r	0.0 r	0.0 r	0.0 r
Liberia	668	0.0	0.0 r	0.0 r	0.0 r	0.0 r	0.0 r	....	....	....	....	....	....
Mauritius	684	0.0	0.0 r	....	....	....	....	....	....	....	....	....	....
Namibia	728	0.0	0.0 r	0.0 r	0.0 r	0.0 r	0.0 r	0.1	0.0 r	0.0 r	0.0 r	0.0 r	0.0 r
Niger	692	....	....	....	....	....	....	0.0	0.0 r	0.0 r	0.0 r	0.0 r	0.0 r
Nigeria	694	....	....	....	....	....	....	0.0	0.0 r	0.0 r	0.0 r	0.0 r	0.0 r
Rwanda	714	....	....	....	....	....	....	0.0	0.0 r	0.0 r	0.0 r	0.0 r	0.0 r
Sierra Leone	724	0.4	0.1 r	0.1 r	0.0 r	0.0 r	0.0 r	0.0	0.0 r	0.0 r	0.0 r	0.0 r	0.0 r
South Africa	199	....	....	....	....	....	....	0.1	0.0 r	0.0 r	0.1 r	0.1 r	0.0 r
Swaziland	734	....	....	....	....	....	....	0.0	0.0 r	0.0 r	0.0 r	0.0 r	0.0 r
Uganda	746	....	....	....	....	....	....	0.0	0.0 r	0.0 r	0.0 r	0.0 r	0.0 r
Zambia	754	0.0 e	....	....	....	....	....	....	....	....	....	....	....
<b>Western Hemisphere</b>	205	<b>53.1</b>	<b>10.8</b>	<b>10.5</b>	<b>6.9</b>	<b>5.9</b>	<b>7.6</b>	<b>214.0</b>	<b>53.0</b>	<b>55.8</b>	<b>47.2</b>	<b>29.2</b>	<b>39.1</b>
Anguilla	312	0.0	0.0 r	0.0 r	0.0 r	0.0 r	0.0 r	1.3	0.3 r	0.3 r	0.3 r	0.2 r	0.2 r
Antigua and Barbuda	311	1.6	0.3 r	0.3 r	0.2 r	0.2 r	0.2 r	0.8	0.2 r	0.2 r	0.2 r	0.1 r	0.1 r
Argentina	213	....	....	....	....	....	....	0.8	0.2 r	0.2 r	0.2 r	0.2 r	0.2 r
Aruba	314	0.0	0.0 r	0.0 r	....	....	....	0.2	0.1 r	0.1 r	0.1 r	0.1 r	0.1 r
Bahamas, The	313	0.0	0.0 r	0.0 r	0.0 r	0.0 r	0.0 r	0.1	0.0 r	0.0 r	0.0 r	0.0 r	0.0 r
Barbados	316	5.7	1.1 r	1.1 r	0.7 r	0.6 r	0.8 r	18.2	4.5 r	4.8 r	3.8 r	2.3 r	3.1 r
Belize	339	0.6	0.1 r	0.1 r	0.1 r	0.1 r	0.1 r	0.2	0.0 r	0.0 r	0.0 r	0.0 r	0.0 r
Brazil	223	0.0	0.0 r	0.0 r	0.0 r	0.0 r	0.0 r	1.3	0.2 r	0.3 r	0.1 r	0.0 r	0.3 r
Chile	228	....	....	....	0.0 r	....	....	0.4	0.1 r	0.1 r	0.1 r	0.2 r	0.2 r
Colombia	233	0.1	0.0 r	0.0 r	0.0 r	0.0 r	0.0 r	3.4	1.1 r	0.9 r	1.3 r	0.8 r	1.1 r
Costa Rica	238	0.0	0.0 r	0.0 r	0.0 r	0.0 r	0.0 r	1.9	0.5 r	0.5 r	0.4 r	0.2 r	0.3 r
Curacao	354	0.1	0.0 r	0.0 r	0.0 r	0.0 r	0.0 r	1.8	0.4 r	0.5 r	0.4 r	0.2 r	0.3 r
Dominica	321	4.9	1.0 r	0.9 r	0.6 r	0.5 r	0.7 r	1.2	0.3 r	0.3 r	0.3 r	0.1 r	0.2 r
Dominican Republic	243	0.3	0.1 r	0.1 r	0.0 r	0.0 r	0.0 r	5.7	1.4 r	1.5 r	1.2 r	0.7 r	1.0 r
Ecuador	248	0.0	0.0 r	0.0 r	0.0 r	0.0 r	0.0 r	0.1	0.0 r	0.0 r	0.0 r	0.0 r	0.0 r
El Salvador	253	....	....	....	....	....	....	0.1	....	0.0 r	0.1 r	0.0 r	....
Grenada	328	1.0	0.2 r	0.2 r	0.1 r	0.1 r	0.1 r	4.0	1.0 r	1.1 r	0.8 r	0.5 r	0.7 r
Guatemala	258	3.3 e	0.9 e	0.9 e	0.8 e	0.8 e	0.8 e	0.5	0.1 r	0.1 r	0.1 r	0.1 r	0.1 r
Guyana	336	3.0	0.6 r	0.6 r	0.4 r	0.3 r	0.4 r	5.6	1.4 r	1.5 r	1.2 r	0.7 r	1.0 r
Haiti	263	....	....	....	....	....	....	0.1	0.0 r	0.0 r	0.0 r	0.0 r	0.0 r
Honduras	268	0.0	0.0 r	0.0 r	0.0 r	0.0 r	0.0 r	3.8	1.2 r	0.9 r	2.0 r	1.2 r	1.6 r
Jamaica	343	1.3	0.3 r	0.3 r	0.2 r	0.1 r	0.2 r	12.3	3.0 r	3.2 r	2.6 r	1.5 r	2.1 r
Mexico	273	0.1	0.0 r	0.0 r	0.0 r	0.0 r	0.0 r	4.0	1.0 r	1.0 r	1.0 r	1.0 r	1.0 r
Montserrat	351	0.0	0.0 r	0.0 r	0.0 r	0.0 r	0.0 r	....	....	....	....	....	....
Nicaragua	278	....	....	....	....	....	....	0.0	0.0 r	0.0 r	0.0 r	0.0 r	0.0 r

# St. Lucia (362)

In Millions of U.S. Dollars

		Exports (FOB)						Imports (CIF)					
		2015	2015Q3	2015Q4	2016Q1	2016Q2	2016Q3	2015	2015Q3	2015Q4	2016Q1	2016Q2	2016Q3
Panama	283	0.7	0.2 r	0.2 r	0.2 r	0.2 r	0.2 r	6.4	1.6 r	1.6 r	1.6 r	1.6 r	1.6 r
Paraguay	288	....	....	....	....	....	....	0.0	0.0 r	0.0 r	0.0 r	0.0 r	0.0 r
Peru	293	0.0	0.0 r	0.0 r	0.0 r	0.0 r	0.0 r	2.6	0.6 r	0.7 r	0.5 r	0.3 r	0.4 r
St. Kitts and Nevis	361	1.8	0.4 r	0.3 r	0.2 r	0.2 r	0.2 r	0.6	0.2 r	0.2 r	0.1 r	0.1 r	0.1 r
St. Vincent & Grens.	364	3.1	0.6 r	0.6 r	0.4 r	0.3 r	0.4 r	8.8	2.2 r	2.3 r	1.8 r	1.1 r	1.5 r
Suriname	366	0.2	0.0 r	0.0 r	0.0 r	0.0 r	0.0 r	0.1	0.0 r	0.0 r	0.0 r	0.0 r	0.0 r
Trinidad and Tobago	369	24.0	4.8 r	4.6 r	2.9 r	2.3 r	3.2 r	125.0	30.7 r	32.7 r	26.3 r	15.6 r	21.4 r
Uruguay	298	0.0 e	....	....	....	....	....	0.1	0.0 r	....	....	....	....
Venezuela, Rep. Bol.	299	....	....	....	....	....	....	0.0	0.0 r	0.0 r	0.0 r	0.0 r	0.0 r
Western Hem. n.s.	399	1.3	0.2 r	0.2 r	0.1 r	0.1 r	0.2 r	2.7	0.7 r	0.7 r	0.6 r	0.3 r	0.5 r
<b>Other Countries n.i.e</b>	<b>910</b>	<b>0.0</b>	<b>0.0</b>	<b>0.0</b>	<b>0.0</b>	<b>....</b>	<b>0.0</b>	<b>0.0</b>	<b>0.0</b>	<b>0.0</b>	<b>0.0</b>	<b>0.0</b>	<b>0.0</b>
Cuba	928	0.0	0.0 r	0.0 r	0.0 r	....	0.0 r	0.0	0.0 r	0.0 r	0.0 r	0.0 r	0.0 r
Korea, Dem. People's Rep.	954	....	....	....	....	....	....	0.0	0.0 r	0.0 r	0.0 r	0.0 r	0.0 r
<b>Countries &amp; Areas n.s.</b>	<b>898</b>	<b>....</b>	<b>....</b>	<b>....</b>	<b>....</b>	<b>....</b>	<b>....</b>	<b>1.9</b>	<b>0.5 r</b>	<b>0.5 r</b>	<b>0.4 r</b>	<b>0.2 r</b>	<b>0.3 r</b>
<b>Memorandum Items</b>													
Africa	605	0.4	0.1	0.1	0.1	0.0	0.1	0.6	0.3	0.1	0.2	0.1	0.1
Middle East	405	0.6	0.1	0.1	0.1	0.1	0.1	0.1	0.0	0.0	0.0	0.0	0.0
European Union	998	18.0	4.1	4.3	4.6	4.7	4.7	62.4	15.4	17.7	17.4	23.7	19.0
Export earnings: fuel	080	24.8	4.9	4.7	3.0	2.4	3.4	128.5	31.9	33.6	27.7	16.5	22.5
Export earnings: nonfuel	092	117.4	25.1	34.1	22.8	21.1	24.0	413.6	92.4	114.3	108.8	76.7	91.3

# St. Vincent and the Grenadines (364)

In Millions of U.S. Dollars

		Exports (FOB)						Imports (CIF)					
		2015	2015Q3	2015Q4	2016Q1	2016Q2	2016Q3	2015	2015Q3	2015Q4	2016Q1	2016Q2	2016Q3
IFS World		45.0	....	....	....	....	....	325.0	....	....	....	....	....
World	001	52.0	26.0	8.0	225.0	160.5	43.7	335.3	91.9	87.3	85.3	79.4	88.2
Advanced Economies	110	3.6	0.7	1.0	9.8	5.1	1.5	191.8	46.0	56.7	58.7	52.6	56.9
Euro Area	163	0.2	0.0	0.0	9.1	3.5	0.7	15.6	3.3	4.4	14.8	4.3	3.6
Austria	122	....	....	....	....	....	....	0.2	0.0 r	0.0 r	0.2 r	0.0 r	0.3 r
Belgium	124	....	....	....	....	....	....	0.7	....	0.3 r	0.3 r	0.3 r	0.3 r
Cyprus	423	....	....	....	....	....	....	0.0	....	....	....	0.0 r	....
Estonia	939	....	....	....	....	....	....	0.0	0.0 r	....	0.0 r	0.0 r	....
Finland	172	....	....	....	....	....	....	0.1	0.0 r	0.0 r	....	0.0 r	....
France	132	0.2	0.0 r	0.0 r	9.1 r	3.5 r	0.7 r	4.7	0.8 r	2.3 r	12.5 r	1.3 r	0.7 r
Germany	134	0.0	....	0.0 r	0.0 r	0.0 r	0.0 r	4.0	1.1 r	0.7 r	1.1 r	0.7 r	0.9 r
Greece	174	....	....	....	....	....	....	0.0	0.0 r	0.0 r	0.0 r	0.0 r	0.0 r
Ireland	178	0.0	....	0.0 r	....	....	....	1.1	0.7 r	0.3 r	0.0 r	0.1 r	0.1 r
Italy	136	0.0	0.0 r	0.0 r	0.0 r	0.0 r	0.0 r	2.8	0.1 r	0.2 r	0.1 r	0.4 r	0.4 r
Latvia	941	....	....	....	0.0 r	....	....	0.0	0.0 r	0.0 r	0.0 r	0.0 r	0.0 r
Luxembourg	137	....	....	....	....	....	....	0.0	....	....	....	....	0.0 r
Malta	181	....	....	....	....	....	....	0.0	0.0 r	0.0 r	0.0 r	0.0 r	0.0 r
Netherlands	138	0.0	0.0 r	....	....	0.0 r	0.0 r	1.7	0.4 r	0.5 r	0.6 r	0.6 r	0.7 r
Portugal	182	0.0 e	....	....	....	....	....	0.0	....	0.0 r	....	....	0.0 r
Slovak Republic	936	....	....	....	....	....	....	0.0	0.0 r	0.0 r	0.0 r	0.0 r	0.0 r
Slovenia	961	0.0 e	....	0.0 e	....	....	....	0.0	....	0.0 r	....	....	....
Spain	184	0.0	0.0 r	0.0 r	0.0 r	....	0.0 r	0.3	0.2 r	0.1 r	0.0 r	0.9 r	0.1 r
Australia	193	0.0	0.0 r	0.0 r	0.0 r	0.0 r	0.0 r	0.9	0.4 r	0.3 r	0.7 r	0.6 r	0.6 r
Canada	156	0.1	0.0 r	0.0 r	0.0 r	0.0 r	0.0 r	7.2	1.0 r	3.3 r	1.1 r	0.8 r	1.2 r
China,P.R.: Hong Kong	532	0.0	0.0 r	0.0 r	0.0 r	0.0 r	0.0 r	0.3	0.1 r	0.1 r	0.1 r	0.1 r	0.1 r
China,P.R.: Macao	546	....	....	....	....	....	....	0.0	0.0 r	0.0 r	0.0 r	0.0 r	0.0 r
Czech Republic	935	....	....	....	....	....	....	0.2	0.1 r	0.0 r	....	0.0 r	....
Denmark	128	....	....	....	....	....	....	2.4	0.6 r	0.5 r	0.6 r	0.3 r	0.6 r
Iceland	176	....	....	....	....	....	....	0.0	....	....	....	....	0.0 r
Israel	436	....	....	....	....	....	....	0.0	0.0 r	0.0 r	0.0 r	0.0 r	0.0 r
Japan	158	....	....	....	....	....	....	8.3	1.4 r	3.3 r	4.3 r	2.6 r	2.8 r
Korea, Republic of	542	....	....	....	0.0 r	0.0 r	....	1.7	0.3 r	0.2 r	0.2 r	0.3 r	0.3 r
New Zealand	196	....	....	....	....	....	....	1.5	0.4 r	0.3 r	0.4 r	0.4 r	0.2 r
Norway	142	....	....	....	....	....	....	0.0	0.0 r	0.0 r	0.0 r	....	....
San Marino	135	....	....	....	....	....	....	0.0	0.0 r	0.0 r	0.0 r	0.0 r	0.0 r
Singapore	576	....	....	....	....	....	....	0.2	0.1 r	0.0 r	0.0 r	0.0 r	0.0 r
Sweden	144	0.0	0.0 r	0.0 r	0.0 r	0.0 r	0.0 r	0.2	0.1 r	0.0 r	0.1 r	0.5 r	0.3 r
Switzerland	146	....	....	....	....	....	....	0.2	0.0 r	0.1 r	0.0 r	0.3 r	0.0 r
Taiwan Prov.of China	528	0.3	0.0 r	0.0 r	0.0 r	0.0 r	....	1.6	0.5 r	0.3 r	0.4 r	0.5 r	0.4 r
United Kingdom	112	1.0	0.2 r	0.4 r	0.2 r	0.9 r	0.2 r	24.1	5.7 r	7.6 r	3.4 r	6.7 r	5.1 r
United States	111	2.0	0.4 r	0.5 r	0.5 r	0.7 r	0.5 r	127.4	31.8 r	36.2 r	32.6 r	35.2 r	41.7 r
Vatican	187	....	....	....	....	....	....	0.0	0.0 r	0.0 r	0.0 r	0.0 r	0.0 r
Emerg. & Dev. Economies	200	48.4	25.3	7.0	215.1	155.5	42.2	142.8	45.7	30.5	26.5	26.7	31.2
Emerg. & Dev. Asia	505	0.0	0.0	0.0	0.0	0.0	0.0	22.5	13.0	3.9	2.2	3.4	4.8
American Samoa	859	....	....	....	....	....	....	0.0	0.0 r	0.0 r	0.0 r	0.0 r	0.0 r
Bangladesh	513	....	....	....	....	....	....	0.0	0.0 r	0.0 r	0.0 r	0.0 r	0.0 r
Brunei Darussalam	516	0.0 e	0.0 e	0.0 e	0.0 e	0.0 e	0.0 e	....	....	....	....	....	....
Cambodia	522	....	....	....	....	....	....	0.0	0.0 r	0.0 r	0.0 r	0.0 r	0.0 r
China,P.R.: Mainland	924	0.0	0.0 r	0.0 r	0.0 r	0.0 r	0.0 r	18.0	12.1 r	2.7 r	1.0 r	2.1 r	3.6 r
F.T. New Caledonia	839	....	....	....	....	....	....	0.0	0.0 r	0.0 r	0.0 r	0.0 r	0.0 r
Guam	829	....	....	....	....	....	....	0.0	0.0 r	0.0 r	0.0 r	0.0 r	0.0 r
India	534	0.0	0.0 r	....	....	....	....	1.0	0.2 r	0.2 r	0.1 r	0.5 r	0.4 r
Indonesia	536	....	....	....	....	....	....	0.6	0.2 r	0.3 r	0.1 r	0.1 r	0.1 r
Malaysia	548	....	....	....	....	....	....	0.5	0.1 r	0.2 r	0.4 r	0.1 r	0.1 r
Myanmar	518	....	....	....	....	....	....	0.0	0.0 r	0.0 r	0.0 r	0.0 r	0.0 r
Nauru	836	....	....	....	....	....	....	0.0	0.0 r	0.0 r	0.0 r	0.0 r	0.0 r
Nepal	558	0.0 e	0.0 e	0.0 e	0.0 e	0.0 e	0.0 e	....	....	....	....	....	....
Philippines	566	....	....	....	....	....	....	0.0	....	....	....	....	....
Samoa	862	0.0 e	0.0 e	0.0 e	0.0 e	0.0 e	0.0 e	0.0	0.0 r	0.0 r	0.0 r	0.0 r	0.0 r
Sri Lanka	524	0.0 e	....	....	0.0 e	....	....	0.0	0.0 r	0.0 r	....	....	....

# St. Vincent and the Grenadines (364)

In Millions of U.S. Dollars

		Exports (FOB)						Imports (CIF)					
		2015	2015Q3	2015Q4	2016Q1	2016Q2	2016Q3	2015	2015Q3	2015Q4	2016Q1	2016Q2	2016Q3
Thailand	578	....	....	....	....	....	....	1.0	0.2 r	0.2 r	0.3 r	0.4 r	0.3 r
Timor-Leste	537	....	....	....	....	....	....	0.0	0.0 r	0.0 r	0.0 r	0.0 r	0.0 r
Vanuatu	846	....	....	....	....	....	....	0.0	0.0 r	0.0 r	0.0 r	0.0 r	0.0 r
Vietnam	582	....	....	....	....	....	....	0.3	0.1 r	0.1 r	0.1 r	0.0 r	0.1 r
Asia n.s.	598	....	....	....	....	....	....	1.1	0.3 r	0.2 r	0.2 r	0.2 r	0.2 r
<b>Europe</b>	170	<b>5.7</b>	<b>4.1</b>	<b>0.0</b>	<b>1.6</b>	<b>1.3</b>	<b>4.8</b>	<b>1.3</b>	<b>0.1</b>	<b>0.2</b>	<b>0.1</b>	<b>0.1</b>	<b>0.1</b>
<b>Emerg. &amp; Dev. Europe</b>	903	<b>5.7</b>	<b>4.1</b>	<b>0.0</b>	<b>1.6</b>	<b>1.3</b>	<b>4.8</b>	<b>1.2</b>	<b>0.1</b>	<b>0.2</b>	<b>0.1</b>	<b>0.1</b>	<b>0.1</b>
Bosnia and Herzegovina	963	0.0	0.0 r	0.0 r	0.0 r	0.0 r	0.0 r	0.0	0.0 r	0.0 r	0.0 r	0.0 r	0.0 r
Bulgaria	918	....	....	....	....	....	....	0.0	0.0 r	0.0 r	0.0 r	0.0 r	0.0 r
Croatia	960	0.0 e	0.0 e	....	....	0.2 e	....	0.0	....	0.0 r	0.0 r	....	0.0 r
Hungary	944	0.0	0.0 r	0.0 r	0.0 r	0.0 r	0.0 r	0.0	....	0.0 r	0.0 r	....	0.0 r
Poland	964	5.7 e	4.1 e	....	1.6 e	1.2 e	4.8 e	0.1	0.0 r	0.0 r	0.0 r	0.0 r	0.0 r
Romania	968	....	....	....	....	....	....	0.0	0.0 r	....	....	0.0 r	0.0 r
Turkey	186	....	....	....	....	....	....	1.1	0.1 r	0.1 r	0.1 r	0.0 r	0.0 r
<b>CIS</b>	901	<b>....</b>	<b>....</b>	<b>....</b>	<b>....</b>	<b>....</b>	<b>0.0</b>	<b>0.1</b>	<b>0.0</b>	<b>0.0</b>	<b>0.0</b>	<b>0.0</b>	<b>0.0</b>
Azerbaijan, Rep. of	912	....	....	....	....	....	....	0.0	0.0 r	0.0 r	0.0 r	0.0 r	0.0 r
Georgia	915	....	....	....	....	....	....	0.1	0.0 r	0.0 r	0.0 r	0.0 r	0.0 r
Russian Federation	922	....	....	....	....	....	0.0 r	0.0	0.0 r	....	....	....	....
Ukraine	926	....	....	....	....	....	....	0.0	0.0 r	....	....	....	....
Europe n.s.	884	....	....	....	....	....	....	0.0	0.0 r	0.0 r	0.0 r	0.0 r	0.0 r
<b>Mid East, N Africa, Pak</b>	440	<b>0.0</b>	<b>0.0</b>	<b>0.0</b>	<b>0.0</b>	<b>0.0</b>	<b>0.0</b>	<b>0.3</b>	<b>0.1</b>	<b>0.0</b>	<b>0.0</b>	<b>0.0</b>	<b>0.0</b>
Algeria	612	0.0 e	0.0 e	0.0 e	0.0 e	0.0 e	0.0 e	....	....	....	....	....	....
Egypt	469	....	....	....	....	....	....	0.0	0.0 r	0.0 r	0.0 r	0.0 r	0.0 r
Iran, I.R. of	429	0.0	0.0 r	0.0 r	0.0 r	0.0 r	0.0 r	0.0	0.0 r	0.0 r	0.0 r	0.0 r	0.0 r
Jordan	439	....	....	....	....	....	....	0.0	0.0 r	0.0 r	0.0 r	0.0 r	0.0 r
Lebanon	446	....	....	....	....	....	....	0.0	0.0 r	0.0 r	0.0 r	0.0 r	0.0 r
Morocco	686	....	....	....	....	....	....	0.1	0.1 r	....	....	....	....
Oman	449	....	....	....	....	....	....	0.0	0.0 r	0.0 r	0.0 r	0.0 r	0.0 r
Pakistan	564	....	....	....	....	....	....	0.1	0.0 r	0.0 r	0.0 r	0.0 r	0.0 r
Saudi Arabia	456	....	....	....	....	....	....	0.0	0.0 r	0.0 r	0.0 r	0.0 r	0.0 r
Tunisia	744	....	....	....	....	....	....	0.0	0.0 r	0.0 r	0.0 r	0.0 r	0.0 r
United Arab Emirates	466	....	....	....	....	....	....	0.1	0.0 r	0.0 r	0.0 r	0.0 r	0.0 r
Middle East n.s.	489	....	....	....	....	....	....	0.0	0.0 r	0.0 r	0.0 r	0.0 r	0.0 r
<b>Sub-Saharan Africa</b>	603	<b>0.2</b>	<b>0.1</b>	<b>0.0</b>	<b>0.0</b>	<b>0.0</b>	<b>0.0</b>	<b>0.2</b>	<b>0.1</b>	<b>0.1</b>	<b>0.0</b>	<b>0.0</b>	<b>0.1</b>
Angola	614	0.1 e	0.0 e	0.0 e	0.0 e	0.0 e	0.0 e	....	....	....	....	....	....
Botswana	616	0.1 e	0.0 e	0.0 e	0.0 e	0.0 e	0.0 e	....	....	....	....	....	....
Burkina Faso	748	0.0 e	0.0 e	0.0 e	0.0 e	0.0 e	0.0 e	....	....	....	....	....	....
Cameroon	622	....	....	....	....	....	....	0.1	0.0 r	0.0 r	0.0 r	0.0 r	0.0 r
Congo, Dem. Rep. of	636	....	....	....	....	....	....	0.0	0.0 r	0.0 r	0.0 r	0.0 r	0.0 r
Côte d'Ivoire	662	0.0 e	0.0 e	0.0 e	0.0 e	0.0 e	0.0 e	....	....	....	....	....	....
Eritrea	643	....	....	....	....	....	....	0.0	0.0 r	0.0 r	0.0 r	0.0 r	0.0 r
Ethiopia	644	0.0 e	0.0 e	0.0 e	0.0 e	0.0 e	0.0 e	....	....	....	....	....	....
Gabon	646	....	....	....	....	....	....	0.0	0.0 r	0.0 r	0.0 r	0.0 r	0.0 r
Ghana	652	....	....	....	....	....	....	0.0	0.0 r	0.0 r	0.0 r	0.0 r	0.0 r
Guinea	656	....	....	....	....	....	....	0.0	0.0 r	0.0 r	0.0 r	0.0 r	0.0 r
Kenya	664	....	....	....	....	....	....	0.0	0.0 r	0.0 r	0.0 r	0.0 r	0.0 r
Mali	678	....	....	....	....	....	....	0.0	0.0 r	0.0 r	0.0 r	0.0 r	0.0 r
Mozambique	688	0.0 e	0.0 e	0.0 e	0.0 e	0.0 e	0.0 e	....	....	....	....	....	....
Namibia	728	....	....	....	....	....	....	0.0	0.0 r	0.0 r	0.0 r	0.0 r	0.0 r
Niger	692	0.0 e	0.0 e	0.0 e	0.0 e	0.0 e	0.0 e	0.0	0.0 r	0.0 r	0.0 r	0.0 r	0.0 r
Nigeria	694	....	....	....	....	....	....	0.0	0.0 r	0.0 r	0.0 r	0.0 r	0.0 r
Rwanda	714	0.0 e	0.0 e	0.0 e	0.0 e	0.0 e	0.0 e	....	....	....	....	....	....
São Tomé & Príncipe	716	....	....	....	....	....	....	0.0	0.0 r	0.0 r	0.0 r	0.0 r	0.0 r
Senegal	722	....	....	....	....	....	....	0.0	0.0 r	....	....	....	....
Sierra Leone	724	0.0	0.0 r	0.0 r	0.0 r	0.0 r	0.0 r	0.0	0.0 r	0.0 r	0.0 r	0.0 r	0.0 r
South Africa	199	....	....	....	....	....	....	0.0	0.0 r	0.0 r	0.0 r	0.0 r	0.0 r
Swaziland	734	....	....	....	....	....	....	0.1	0.0 r	0.0 r	0.0 r	0.0 r	0.0 r
Uganda	746	....	....	....	....	....	....	0.0	0.0 r	0.0 r	0.0 r	0.0 r	0.0 r
Zambia	754	0.0 e	0.0 e	0.0 e	....	....	0.0 e	0.0	0.0 r	0.0 r	0.0 r	0.0 r	0.0 r
Zimbabwe	698	....	....	....	....	....	....	0.0	0.0 r	0.0 r	0.0 r	0.0 r	0.0 r

# St. Vincent and the Grenadines (364)

In Millions of U.S. Dollars

		Exports (FOB)						Imports (CIF)					
		2015	2015Q3	2015Q4	2016Q1	2016Q2	2016Q3	2015	2015Q3	2015Q4	2016Q1	2016Q2	2016Q3
<b>Western Hemisphere</b>	205	42.5	21.1	7.0	213.5	154.1	37.4	118.4	32.4	26.3	24.1	23.2	26.2
Anguilla	312	0.0	0.0 r	0.0 r	0.1 r	0.1 r	0.0 r	0.0	0.0 r	0.0 r	0.0 r	0.0 r	0.0 r
Antigua and Barbuda	311	6.6	3.3 r	1.1 r	33.7 r	24.4 r	5.8 r	0.3	0.1 r	0.1 r	0.1 r	0.1 r	0.1 r
Argentina	213	....	....	....	....	....	....	0.3	0.1 r	0.1 r	0.1 r	0.1 r	0.1 r
Aruba	314	....	....	....	....	....	....	0.0	0.0 r	0.0 r	....	0.0 r	0.0 r
Bahamas, The	313	....	....	....	....	....	....	0.0	0.0 r	0.0 r	0.0 r	0.0 r	0.0 r
Barbados	316	8.2	4.1 r	1.3 r	41.5 r	30.0 r	7.1 r	9.3	2.6 r	2.0 r	1.9 r	1.8 r	2.0 r
Belize	339	1.5	0.8 r	0.3 r	7.8 r	5.7 r	1.3 r	0.2	0.0 r	0.0 r	0.0 r	0.0 r	0.0 r
Bolivia	218	....	....	....	....	....	....	0.0	0.0 r	0.0 r	0.0 r	0.0 r	0.0 r
Brazil	223	....	....	....	....	....	....	4.0	1.2 r	1.2 r	0.5 r	0.5 r	0.9 r
Chile	228	0.1 e	0.1 e	....	0.2 e	0.1 e	0.6 e	1.0	0.3 r	0.1 r	0.0 r	0.2 r	0.1 r
Colombia	233	....	....	....	....	....	....	7.7	0.7 r	2.6 r	2.6 r	2.5 r	2.7 r
Costa Rica	238	0.0	0.0 r	0.0 r	0.0 r	0.0 r	0.0 r	1.2	0.4 r	0.3 r	0.3 r	0.2 r	0.3 r
Curacao	354	0.1	0.0 r	0.0 r	0.4 r	0.3 r	0.1 r	0.3	0.1 r	0.1 r	0.1 r	0.1 r	0.1 r
Dominica	321	4.2	2.1 r	0.7 r	21.5 r	15.5 r	3.7 r	0.5	0.1 r	0.1 r	0.1 r	0.1 r	0.1 r
Dominican Republic	243	0.1	0.1 r	0.0 r	0.6 r	0.4 r	0.1 r	3.7	1.1 r	0.8 r	0.8 r	0.7 r	0.8 r
Ecuador	248	....	....	....	....	....	....	0.2	0.2 r	0.0 r	....	....	....
El Salvador	253	....	....	....	....	....	....	0.0	0.0 r	0.0 r	0.0 r	0.0 r	0.0 r
Grenada	328	2.6	1.3 r	0.4 r	13.4 r	9.7 r	2.3 r	1.1	0.3 r	0.2 r	0.2 r	0.2 r	0.2 r
Guatemala	258	....	....	....	....	....	....	0.4	0.1 r	0.1 r	0.1 r	0.1 r	0.1 r
Guyana	336	0.2	0.1 r	0.0 r	0.8 r	0.6 r	0.1 r	5.4	1.5 r	1.2 r	1.1 r	1.0 r	1.2 r
Haiti	263	0.0	0.0 r	0.0 r	0.0 r	0.0 r	0.0 r	0.0	0.0 r	0.0 r	0.0 r	0.0 r	0.0 r
Honduras	268	....	....	....	....	....	....	0.1	0.0 r	....	....	....	....
Jamaica	343	0.4	0.2 r	0.1 r	1.9 r	1.4 r	0.3 r	4.8	1.3 r	1.0 r	1.0 r	0.9 r	1.0 r
Mexico	273	0.5	0.1 r	0.1 r	0.1 r	0.1 r	0.1 r	3.1	0.8 r	0.8 r	0.8 r	0.8 r	0.8 r
Montserrat	351	0.3	0.1 r	0.0 r	1.4 r	1.0 r	0.2 r	....	....	....	....	....	....
Nicaragua	278	....	....	....	....	....	....	0.0	0.0 r	0.0 r	0.0 r	0.0 r	0.0 r
Panama	283	0.0	0.0 r	0.0 r	0.0 r	0.0 r	0.0 r	1.0	1.0 r	....	0.1 r	0.1 r	0.1 r
Peru	293	....	....	....	....	....	....	1.5	0.4 r	0.3 r	0.3 r	0.3 r	0.3 r
Sint Maarten	352	0.1	0.0 r	0.0 r	0.3 r	0.2 r	0.0 r	0.1	0.0 r	0.0 r	0.0 r	0.0 r	0.0 r
St. Kitts and Nevis	361	3.3	1.6 r	0.5 r	16.7 r	12.0 r	2.9 r	0.1	0.0 r	0.0 r	0.0 r	0.0 r	0.0 r
St. Lucia	362	7.9	3.9 r	1.3 r	40.1 r	28.9 r	6.9 r	2.5	0.7 r	0.5 r	0.5 r	0.5 r	0.5 r
Suriname	366	0.2	0.1 r	0.0 r	1.1 r	0.8 r	0.2 r	0.4	0.1 r	0.1 r	0.1 r	0.1 r	0.1 r
Trinidad and Tobago	369	5.5	2.7 r	0.9 r	28.0 r	20.2 r	4.8 r	58.8	16.6 r	12.7 r	11.8 r	11.2 r	12.7 r
Uruguay	298	....	....	....	....	....	....	1.2	....	....	....	....	....
Venezuela, Rep. Bol.	299	0.1	0.0 r	0.0 r	0.5 r	0.3 r	0.1 r	9.0	2.5 r	1.9 r	1.8 r	1.7 r	1.9 r
Western Hem. n.s.	399	0.7	0.3 r	0.1 r	3.3 r	2.4 r	0.6 r	0.1	0.0 r	0.0 r	0.0 r	0.0 r	0.0 r
<b>Other Countries n.i.e</b>	910	....	....	....	....	....	....	<b>0.4</b>	<b>0.1</b>	<b>0.1</b>	<b>0.1</b>	<b>0.1</b>	<b>0.1</b>
Cuba	928	....	....	....	....	....	....	0.3	0.1 r	0.1 r	0.1 r	0.1 r	0.1 r
Korea, Dem. People's Rep.	954	....	....	....	....	....	....	0.1	0.0 r	0.0 r	0.0 r	0.0 r	0.0 r
<b>Countries &amp; Areas n.s.</b>	898	....	....	....	....	....	....	<b>0.2</b>	<b>0.1 r</b>	<b>0.0 r</b>	<b>0.0 r</b>	<b>0.0 r</b>	<b>0.0 r</b>
<b>Memorandum Items</b>													
Africa	605	0.2	0.1	0.0	0.0	0.0	0.0	0.3	0.2	0.1	0.0	0.0	0.1
Middle East	405	0.0	0.0	0.0	0.0	0.0	0.0	0.1	0.0	0.0	0.0	0.0	0.0
European Union	998	6.9	4.3	0.4	10.9	5.7	5.7	42.7	9.9	12.7	18.9	11.8	9.6
Export earnings: fuel	080	5.7	2.8	0.9	28.5	20.6	4.9	75.8	20.0	17.3	16.3	15.5	17.4
Export earnings: nonfuel	092	46.2	23.2	7.1	196.4	139.9	38.8	259.5	71.9	70.0	69.1	64.0	70.9

# Sudan (732)

In Millions of U.S. Dollars

		Exports (FOB)						Imports (CIF)					
		2015	2015Q3	2015Q4	2016Q1	2016Q2	2016Q3	2015	2015Q3	2015Q4	2016Q1	2016Q2	2016Q3
IFS World		2,985.0	....	....	....	....	....	8,584.6	....	....	....	....	....
World	001	3,168.4	592.5	753.1	457.6	383.2	377.8	9,508.7	2,233.0	2,747.7	2,877.5	3,522.6	2,846.9
Advanced Economies	110	883.2	192.7	212.5	73.0	61.1	60.2	3,978.6	987.4	1,212.4	1,344.9	1,646.5	1,330.6
Euro Area	163	96.9	19.2	25.6	20.6	17.2	17.0	652.3	200.9	202.3	232.2	284.2	229.7
Austria	122	....	....	....	....	....	....	6.5	3.5	1.7	2.0 r	2.5 r	2.0 r
Belgium	124	1.3	....	0.4	0.8 r	0.7 r	0.7 r	24.9	4.2	8.7	13.8 r	16.9 r	13.7 r
Cyprus	423	....	....	....	....	....	....	55.2	44.1	4.8	6.5 r	8.0 r	6.4 r
Finland	172	0.0	....	....	....	....	....	6.9	1.8	1.8	2.2 r	2.6 r	2.1 r
France	132	45.7	15.6	11.5	10.0 r	8.4 r	8.3 r	71.3	10.6	25.1	46.2 r	56.6 r	45.7 r
Germany	134	11.2	0.6	5.7	2.7 r	2.2 r	2.2 r	208.9	70.0	72.1	64.2 r	78.6 r	63.6 r
Greece	174	15.8	1.7	4.8	3.8 r	3.2 r	3.2 r	5.5	1.0	3.0	5.3 r	6.5 r	5.3 r
Ireland	178	0.2	....	0.1	....	....	....	7.8	2.5	1.2	1.0 r	1.2 r	1.0 r
Italy	136	5.8	1.0	2.9	3.1 r	2.6 r	2.5 r	159.8	36.1	53.1	57.7 r	70.7 r	57.1 r
Malta	181	....	....	....	....	....	....	0.2	0.1	0.1	....	....	....
Netherlands	138	8.3	0.1	0.1	0.1 r	0.0 r	0.0 r	71.6	19.0	22.7	22.4 r	27.4 r	22.2 r
Portugal	182	8.2	....	....	....	....	....	5.1	2.1	0.5	0.4 r	0.4 r	0.4 r
Spain	184	0.3	0.1	0.0	0.1 r	0.1 r	0.1 r	28.6	5.9	7.6	10.4 r	12.7 r	10.2 r
Australia	193	0.6	....	....	....	....	....	88.9	24.7	32.4	48.3 r	59.2 r	47.8 r
Canada	156	28.1	....	....	....	....	....	137.5	51.3	53.4	112.5 r	137.7 r	111.3 r
China,P.R.: Hong Kong	532	1.9	0.0	0.0	0.0 r	0.0 r	0.0 r	13.0	3.4	5.4	2.1 r	2.5 r	2.1 r
China,P.R.: Macao	546	739.5	172.5	179.8	44.7 r	37.4 r	36.9 r	2,159.2	512.3	662.7	686.3 r	840.2 r	679.0 r
Czech Republic	935	....	....	....	....	....	....	1.7	....	1.7	2.6 r	3.1 r	2.5 r
Denmark	128	....	....	....	....	....	....	8.0	1.1	0.8	0.2 r	0.3 r	0.2 r
Japan	158	2.3	0.3	1.7	1.5 r	1.3 r	1.2 r	301.8	68.3	91.6	102.8 r	125.9 r	101.7 r
Korea, Republic of	542	1.5	0.0	0.2	0.2 r	0.2 r	0.2 r	176.6	37.7	58.9	57.6 r	70.5 r	56.9 r
New Zealand	196	....	....	....	....	....	....	52.1	12.2	21.0	18.3 r	22.4 r	18.1 r
Norway	142	0.0	....	....	....	....	....	2.7	0.8	1.1	0.3 r	0.3 r	0.3 r
Singapore	576	1.4	....	....	....	....	....	4.8	1.6	1.0	0.3 r	0.4 r	0.3 r
Sweden	144	0.0	....	0.0	0.0 r	0.0 r	0.0 r	86.6	30.7	12.5	7.6 r	9.4 r	7.6 r
Switzerland	146	0.4	....	....	....	....	....	27.9	8.1	7.5	7.5 r	9.2 r	7.5 r
Taiwan Prov.of China	528	0.3	0.1	0.1	0.0 r	0.0 r	0.0 r	61.0	8.9	10.5	7.3 r	8.9 r	7.2 r
United Kingdom	112	7.5	0.3	3.0	2.6 r	2.2 r	2.2 r	175.9	22.3	41.3	47.9 r	58.7 r	47.4 r
United States	111	2.8	0.3	2.2	3.3 r	2.7 r	2.7 r	28.7	3.3	8.4	11.2 r	13.7 r	11.0 r
Emerg. & Dev. Economies	200	2,103.0	347.4	505.3	367.5	307.7	303.4	5,011.0	1,209.3	1,311.7	1,287.8	1,576.5	1,274.1
Emerg. & Dev. Asia	505	56.5	9.5	16.0	25.8	21.6	21.3	1,680.1	344.1	325.5	248.7	304.4	246.0
Bangladesh	513	....	....	....	....	....	....	57.7	2.0	1.9	0.8 r	0.9 r	0.8 r
India	534	37.4	7.9	6.5	5.2 r	4.4 r	4.3 r	794.7	193.6	183.9	135.5 r	165.8 r	134.0 r
Indonesia	536	4.9	0.0	0.1	0.1 r	0.1 r	0.1 r	132.5	30.1	47.4	64.7 r	79.2 r	64.0 r
Malaysia	548	0.3	0.0	0.0	0.1 r	0.1 r	0.1 r	317.1	15.7	12.6	9.6 r	11.7 r	9.5 r
Sri Lanka	524	....	....	....	....	....	....	2.2	0.4	0.6	0.3 r	0.4 r	0.3 r
Thailand	578	1.1	0.0	0.0	0.0 r	0.0 r	0.0 r	353.8	99.7	72.4	28.8 r	35.3 r	28.5 r
Vietnam	582	....	....	....	....	....	....	20.2	2.1	6.1	9.0 r	11.0 r	8.9 r
Asia n.s.	598	12.9	1.5	9.4	20.3 r	17.0 r	16.8 r	1.9	0.4	0.6	0.1 r	0.1 r	0.1 r
Europe	170	44.7	5.3	12.2	10.8	9.1	8.9	695.1	191.7	271.6	350.9	429.6	347.2
Emerg. & Dev. Europe	903	44.4	5.3	11.9	10.8	9.1	8.9	459.8	138.4	139.4	162.6	199.0	160.8
Bulgaria	918	0.1	....	....	....	....	....	0.7	0.1	0.4	0.3 r	0.3 r	0.3 r
Croatia	960	....	....	....	....	....	....	0.0	....	0.0	0.1 r	0.1 r	0.1 r
Hungary	944	....	....	....	....	....	....	0.7	0.2	0.2	0.0 r	0.0 r	0.0 r
Poland	964	1.7	0.3	0.1	0.3 r	0.2 r	0.2 r	48.0	23.7	0.9	1.2 r	1.5 r	1.2 r
Romania	968	7.5	....	2.8	4.0 r	3.3 r	3.3 r	....	....	....	....	....	....
Turkey	186	35.0	5.1	9.0	6.5 r	5.5 r	5.4 r	410.4	114.4	138.0	161.0 r	197.1 r	159.3 r
CIS	901	0.3	....	0.3	0.0	0.0	0.0	235.3	53.2	132.2	188.4	230.6	186.4
Russian Federation	922	0.1	....	0.1	0.0 r	0.0 r	0.0 r	37.2	....	37.2	67.2 r	82.2 r	66.4 r
Ukraine	926	0.2	....	0.2	....	....	....	198.2	53.2	95.0	121.2 r	148.4 r	119.9 r
Europe n.s.	884	0.0	....	....	....	....	....	....	....	....	....	....	....
Mid East, N Africa, Pak	440	1,834.3	315.8	444.3	287.3	240.5	237.2	2,186.7	574.3	584.5	562.2	688.2	556.2
Algeria	612	3.5	0.7	0.1	....	....	....	0.1	0.0	0.0	0.1 r	0.1 r	0.1 r
Bahrain, Kingdom of	419	0.5	0.0	0.1	0.1 r	0.1 r	0.1 r	2.9	0.2	1.7	0.7 r	0.9 r	0.7 r
Djibouti	611	0.1	....	0.1	....	....	....	....	....	....	....	....	....
Egypt	469	304.4	48.9	90.6	75.1 r	62.9 r	62.0 r	569.4	116.6	160.7	167.4 r	205.0 r	165.6 r

# Sudan (732)

In Millions of U.S. Dollars

		Exports (FOB)						Imports (CIF)					
		2015	2015Q3	2015Q4	2016Q1	2016Q2	2016Q3	2015	2015Q3	2015Q4	2016Q1	2016Q2	2016Q3
Iran, I.R. of	429	....	....	....	....	....	....	26.9	3.6	8.6	5.4 r	6.6 r	5.4 r
Iraq	433	0.2	0.0	....	....	....	....	0.0	0.0	....	....	....	....
Jordan	439	29.0	4.9	7.9	9.2 r	7.7 r	7.6 r	126.1	29.1	52.1	77.3 r	94.7 r	76.5 r
Kuwait	443	6.7	0.6	0.3	0.3 r	0.3 r	0.3 r	17.8	3.4	5.9	0.8 r	1.0 r	0.8 r
Lebanon	446	36.9	4.3	5.9	5.3 r	4.4 r	4.3 r	12.9	2.8	5.7	5.3 r	6.5 r	5.2 r
Libya	672	0.5	0.0	....	....	....	....	1.2	0.2	0.4	0.4 r	0.5 r	0.4 r
Morocco	686	5.1	....	4.1	....	....	....	4.4	0.2	4.0	0.3 r	0.4 r	0.3 r
Oman	449	0.4	0.0	0.4	0.0 r	0.0 r	0.0 r	15.3	2.9	4.1	2.5 r	3.0 r	2.5 r
Pakistan	564	0.6	0.1	0.0	0.1 r	0.1 r	0.1 r	101.1	43.8	14.7	10.3 r	12.6 r	10.2 r
Qatar	453	21.9	2.7	4.8	1.5 r	1.3 r	1.3 r	18.6	0.9	0.6	0.3 r	0.4 r	0.3 r
Saudi Arabia	456	657.6	143.0	166.5	116.2 r	97.3 r	95.9 r	436.7	107.4	121.1	112.7 r	138.0 r	111.5 r
Somalia	726	0.1	....	....	....	....	....	0.1	0.0	0.0	0.0 r	0.0 r	0.0 r
Syrian Arab Republic	463	10.8	2.1	2.1	2.8 r	2.4 r	2.3 r	4.6	1.0	1.4	0.6 r	0.7 r	0.6 r
Tunisia	744	13.0	1.8	3.3	3.9 r	3.3 r	3.3 r	12.4	1.2	7.5	1.2 r	1.5 r	1.2 r
United Arab Emirates	466	740.3	106.5	156.5	70.6 r	59.1 r	58.3 r	836.0	260.9	195.9	176.7 r	216.3 r	174.8 r
Yemen, Republic of	474	2.9	0.1	1.7	2.1 r	1.7 r	1.7 r	0.2	0.0	....	....	....	....
<b>Sub-Saharan Africa</b>	<b>603</b>	<b>162.9</b>	<b>16.7</b>	<b>32.2</b>	<b>42.7</b>	<b>35.8</b>	<b>35.3</b>	<b>213.3</b>	<b>48.0</b>	<b>68.8</b>	<b>63.6</b>	<b>77.9</b>	<b>63.0</b>
Burundi	618	0.4	0.4	....	....	....	....	1.3	0.2	0.4	0.6 r	0.7 r	0.6 r
Eritrea	643	21.4	1.0	2.5	....	....	....	0.0	0.0	....	....	....	....
Ethiopia	644	86.7	7.8	6.2	5.4 r	4.5 r	4.5 r	43.3	9.3	13.4	12.3 r	15.1 r	12.2 r
Kenya	664	1.2	0.0	0.1	0.2 r	0.2 r	0.2 r	55.1	13.7	15.2	13.6 r	16.6 r	13.4 r
Madagascar	674	....	....	....	....	....	....	0.0	0.0	0.0	....	....	....
Malawi	676	....	....	....	....	....	....	0.5	0.5	....	....	....	....
Namibia	728	0.0	....	....	....	....	....	3.3	0.9	1.2	0.3 r	0.4 r	0.3 r
Nigeria	694	2.3	0.1	0.2	....	....	....	5.1	1.6	1.7	1.9 r	2.3 r	1.9 r
Rwanda	714	0.2	....	0.2	0.3 r	0.3 r	0.3 r	2.1	0.9	0.4	0.2 r	0.2 r	0.2 r
Senegal	722	....	....	....	....	....	....	0.6	0.1	0.1	0.1 r	0.1 r	0.1 r
Seychelles	718	....	....	....	....	....	....	0.0	....	0.0	0.0 r	0.1 r	0.0 r
Swaziland	734	0.3	....	....	....	....	....	19.3	4.4	7.6	7.7 r	9.4 r	7.6 r
Tanzania	738	....	....	....	....	....	....	0.2	0.1	....	....	....	....
Uganda	746	0.1	....	0.1	0.1 r	0.1 r	0.1 r	45.6	12.0	10.4	8.3 r	10.2 r	8.2 r
Zambia	754	....	....	....	....	....	....	7.2	0.1	2.6	4.0 r	4.8 r	3.9 r
Zimbabwe	698	....	....	....	....	....	....	29.7	4.1	16.0	14.7 r	18.0 r	14.5 r
Africa n.s.	799	50.2	7.4	23.0	36.7 r	30.7 r	30.3 r	....	....	....	....	....	....
<b>Western Hemisphere</b>	<b>205</b>	<b>4.6</b>	<b>0.0</b>	<b>0.6</b>	<b>0.9</b>	<b>0.8</b>	<b>0.8</b>	<b>235.8</b>	<b>51.3</b>	<b>61.2</b>	<b>62.4</b>	<b>76.3</b>	<b>61.7</b>
Argentina	213	....	....	....	....	....	....	1.1	0.1	0.3	0.1 r	0.1 r	0.1 r
Brazil	223	0.4	....	0.2	0.2 r	0.1 r	0.1 r	25.3	4.8	12.7	18.9 r	23.1 r	18.7 r
Ecuador	248	....	....	....	....	....	....	44.3	15.4	6.5	5.8 r	7.1 r	5.7 r
Jamaica	343	....	....	....	....	....	....	0.9	0.8	0.0	0.0 r	0.0 r	0.0 r
Mexico	273	3.5	0.0	0.3	0.8 r	0.6 r	0.6 r	0.5	0.2	0.0	....	....	....
Western Hem. n.s.	399	0.7	....	....	....	....	....	163.7	30.0	41.7	37.6 r	46.0 r	37.2 r
<b>Countries &amp; Areas n.s.</b>	<b>898</b>	<b>182.2</b>	<b>52.4</b>	<b>35.3</b>	<b>17.1 r</b>	<b>14.4 r</b>	<b>14.2 r</b>	<b>519.1</b>	<b>36.3</b>	<b>223.5</b>	<b>244.7 r</b>	<b>299.6 r</b>	<b>242.1 r</b>
<b>Memorandum Items</b>													
Africa	605	184.6	19.2	39.8	46.7	39.1	38.5	230.3	49.5	80.4	65.3	79.9	64.6
Middle East	405	1,812.1	313.2	436.7	283.3	237.2	233.9	2,068.6	529.0	558.2	550.2	673.6	544.4
European Union	998	113.7	19.7	31.5	27.5	23.0	22.7	973.8	279.1	260.1	292.1	357.6	289.0
Export earnings: fuel	080	1,436.9	253.8	330.7	190.8	159.8	157.6	1,442.4	396.4	383.7	374.5	458.5	370.5
Export earnings: nonfuel	092	1,731.5	338.7	422.5	266.8	223.4	220.3	8,066.3	1,836.7	2,364.0	2,503.0	3,064.1	2,476.3



# Suriname (366)

In Millions of U.S. Dollars

		Exports (FOB)						Imports (CIF)					
		2015	2015Q3	2015Q4	2016Q1	2016Q2	2016Q3	2015	2015Q3	2015Q4	2016Q1	2016Q2	2016Q3
IFS World		1,617.1	387.8	324.7	291.4	350.6	341.6	1,981.3	515.1	421.1	314.2	318.6	299.8
World	001	1,348.7	296.5	258.1	221.7	257.4	232.8	1,697.3	421.3	357.8	250.9	256.4	244.9
Advanced Economies	110	704.9	147.8	135.9	110.2	126.8	106.7	862.1	204.7	172.6	120.9	117.9	112.5
Euro Area	163	227.4	46.0	53.2	37.4	45.8	31.1	317.5	72.1	58.2	40.3	42.6	40.1
Austria	122	0.0	....	0.0 r	0.0 r	0.0 r	0.0 r	1.2	0.1 r	0.1 r	0.0 r	0.3 r	0.0 r
Belgium	124	122.6	25.4 r	29.9 r	24.7 r	29.1 r	21.0 r	11.1	2.9 r	2.0 r	2.5 r	2.1 r	2.2 r
Cyprus	423	0.1	0.0 r	0.0 r	....	....	0.0 r	....	....	....	....	....	....
Estonia	939	0.0 e	....	....	....	....	....	0.1 e	0.0 e	0.0 e	....	0.1 e	....
Finland	172	0.0	0.0 r	....	0.0 r	0.0 r	....	12.9	5.6 r	0.3 r	0.0 r	0.0 r	0.0 r
France	132	56.6	11.8 r	11.5 r	4.3 r	3.5 r	3.0 r	37.3	5.4 r	9.7 r	3.7 r	5.2 r	4.8 r
Germany	134	1.0	0.2 r	0.1 r	0.0 r	2.8 r	0.1 r	17.8	5.8 r	3.5 r	3.9 r	4.2 r	2.5 r
Greece	174	....	....	....	....	....	....	0.1	0.1 r	0.0 r	0.0 r	0.0 r	0.0 r
Ireland	178	0.0	....	0.0 r	....	....	....	0.1	0.1 r	....	0.0 r	0.0 r	0.1 r
Italy	136	0.5	0.2 r	0.1 r	0.2 r	1.8 r	0.1 r	20.1	2.7 r	2.1 r	1.3 r	2.8 r	1.8 r
Latvia	941	0.0	....	0.0 r	....	....	....	....	....	....	....	....	....
Lithuania	946	....	....	....	0.0 r	0.0 r	0.0 r	0.0	....	0.0 r	....	....	....
Luxembourg	137	....	....	....	....	....	0.0 e	....	....	....	....	....	....
Malta	181	2.3	0.6 r	0.6 r	0.6 r	0.8 r	0.6 r	0.1	....	....	....	....	....
Netherlands	138	41.1	7.2 r	10.5 r	7.3 r	7.2 r	6.2 r	207.2	45.4 r	39.0 r	27.4 r	26.1 r	27.5 r
Portugal	182	0.4	....	0.0 r	0.0 r	0.5 r	0.2 r	0.9	0.1 r	0.3 r	0.1 r	0.0 r	0.1 r
Slovak Republic	936	0.1	0.0 r	0.0 r	0.0 r	0.0 r	0.0 r	0.0	0.0 r	0.0 r	0.0 r	....	0.0 r
Slovenia	961	....	....	....	0.0 r	0.0 r	0.0 r	0.2	0.0 r	0.0 r	0.0 r	0.0 r	0.0 r
Spain	184	2.7	0.5 r	0.4 r	0.3 r	0.0 r	0.0 r	8.2	4.0 r	1.3 r	1.3 r	1.8 r	1.1 r
Australia	193	0.1	0.0 r	0.0 r	0.0 r	0.0 r	0.0 r	2.2	0.7 r	0.2 r	0.3 r	0.2 r	0.0 r
Canada	156	83.0	15.8 r	7.6 r	3.3 r	0.5 r	0.3 r	35.3	9.0 r	10.2 r	3.6 r	2.5 r	2.7 r
China,P.R.: Hong Kong	532	0.4	0.1 r	0.1 r	0.1 r	0.1 r	0.1 r	3.2	0.5 r	1.2 r	1.9 r	0.7 r	1.8 r
Czech Republic	935	0.0	0.0 r	....	....	0.0 r	0.0 r	0.3	0.1 r	0.1 r	0.1 r	0.1 r	0.1 r
Denmark	128	0.2	0.0 r	0.0 r	0.0 r	....	0.0 r	1.3	0.5 r	0.2 r	0.1 r	0.3 r	0.4 r
Iceland	176	10.5	0.0 r	....	....	....	....	0.0	....	0.0 r	....	....	....
Israel	436	0.2	0.0 r	0.0 r	0.0 r	0.0 r	0.0 r	0.0	0.0 r	0.0 r	0.0 r	0.0 r	0.0 r
Japan	158	3.0	1.1 r	0.5 r	0.6 r	0.7 r	1.3 r	56.5	14.5 r	11.6 r	8.8 r	4.2 r	2.6 r
Korea, Republic of	542	0.1	0.0 r	0.0 r	0.0 r	0.0 r	0.0 r	1.0	0.3 r	0.2 r	0.2 r	0.1 r	0.1 r
New Zealand	196	0.1	0.0 r	0.0 r	0.0 r	0.1 r	0.0 r	0.0	0.0 r	0.0 r	0.0 r	....	....
Norway	142	0.0	0.0 r	0.0 r	0.0 r	0.0 r	0.0 r	0.2	0.1 r	....	....	0.0 r	0.0 r
Singapore	576	21.6	5.5 r	5.4 r	5.4 r	5.4 r	5.4 r	38.0	9.6 r	9.1 r	9.0 r	9.2 r	9.8 r
Sweden	144	0.0	0.0 r	0.0 r	0.0 r	0.2 r	0.0 r	0.6	0.1 r	0.1 r	1.3 r	0.1 r	0.5 r
Switzerland	146	216.2	48.2 r	50.2 r	51.2 r	59.3 r	56.3 r	7.4	1.8 r	2.0 r	1.7 r	2.3 r	1.7 r
Taiwan Prov.of China	528	0.5	0.1 r	0.2 r	0.1 r	0.1 r	0.2 r	1.2	0.3 r	0.3 r	0.1 r	0.2 r	0.2 r
United Kingdom	112	0.4	0.2 r	0.0 r	0.0 r	0.3 r	0.0 r	5.0	0.8 r	0.3 r	0.7 r	1.3 r	0.4 r
United States	111	141.3	30.7 r	18.6 r	12.0 r	14.4 r	11.9 r	392.3	94.3 r	79.0 r	52.8 r	54.0 r	52.0 r
<b>Emerg. &amp; Dev. Economies</b>	<b>200</b>	<b>643.3</b>	<b>148.5</b>	<b>122.1</b>	<b>111.3</b>	<b>130.5</b>	<b>126.0</b>	<b>818.7</b>	<b>212.4</b>	<b>181.8</b>	<b>127.5</b>	<b>135.9</b>	<b>130.0</b>
<b>Emerg. &amp; Dev. Asia</b>	<b>505</b>	<b>62.3</b>	<b>10.1</b>	<b>6.7</b>	<b>7.4</b>	<b>6.3</b>	<b>5.7</b>	<b>172.5</b>	<b>43.4</b>	<b>49.0</b>	<b>27.6</b>	<b>34.7</b>	<b>28.8</b>
Bangladesh	513	0.4	0.1 r	0.1 r	0.1 r	0.1 r	0.1 r	....	....	....	....	....	....
Brunei Darussalam	516	0.0 e	0.0 e	0.0 e	0.0 e	0.0 e	0.0 e	....	....	....	....	....	....
China,P.R.: Mainland	924	32.1	8.9 r	5.5 r	6.4 r	5.0 r	4.1 r	140.1	36.5 r	40.6 r	23.2 r	30.1 r	24.7 r
Fiji	819	....	....	....	....	....	....	0.0 e	0.0 e	0.0 e	0.0 e	0.0 e	0.0 e
F.T. French Polynesia	887	0.0 e	0.0 e	0.0 e	0.0 e	0.0 e	0.0 e	....	....	....	....	....	....
India	534	27.7	0.7 r	0.7 r	0.6 r	0.7 r	1.0 r	9.3	2.4 r	1.5 r	0.9 r	1.4 r	1.2 r
Indonesia	536	0.0	....	....	....	....	....	3.1	0.6 r	1.2 r	0.4 r	0.4 r	0.4 r
Lao People's Dem.Rep	544	....	....	....	....	....	....	0.0	0.0 r	0.0 r	0.0 r	0.0 r	0.0 r
Malaysia	548	0.0	0.0 r	0.0 r	0.0 r	0.0 r	0.0 r	4.0	0.6 r	2.0 r	0.2 r	0.2 r	0.2 r
Myanmar	518	0.1	0.0 r	0.0 r	0.0 r	0.0 r	0.0 r	....	....	....	....	....	....
Nauru	836	....	....	....	....	....	....	0.1	0.0 r	0.0 r	0.0 r	0.0 r	0.0 r
Nepal	558	0.0 e	0.0 e	0.0 e	0.0 e	0.0 e	0.0 e	0.0	0.0 r	0.0 r	0.0 r	0.0 r	0.0 r
Papua New Guinea	853	0.0	0.0 r	0.0 r	0.0 r	0.0 r	0.0 r	....	....	....	....	....	....
Philippines	566	0.0	0.0 r	0.0 r	....	....	....	0.4	0.0 r	0.4 r	0.7 r	0.7 r	0.6 r
Samoa	862	0.0 e	0.0 e	0.0 e	0.0 e	0.0 e	0.0 e	....	....	....	....	....	....
Sri Lanka	524	....	....	....	....	....	....	0.4	0.1 r	0.1 r	0.0 r	0.0 r	....
Thailand	578	1.0	0.2 r	0.2 r	0.1 r	0.3 r	0.3 r	10.4	2.0 r	2.1 r	1.4 r	1.1 r	0.9 r
Vietnam	582	1.0	0.2 r	0.2 r	0.2 r	0.2 r	0.2 r	1.0	0.3 r	0.2 r	0.2 r	0.2 r	0.1 r

# Suriname (366)

In Millions of U.S. Dollars

		Exports (FOB)						Imports (CIF)					
		2015	2015Q3	2015Q4	2016Q1	2016Q2	2016Q3	2015	2015Q3	2015Q4	2016Q1	2016Q2	2016Q3
Asia n.s.	598	....	....	....	....	....	....	3.6	0.9 r	0.8 r	0.6 r	0.6 r	0.5 r
<b>Europe</b>	170	<b>5.8</b>	<b>1.6</b>	<b>1.3</b>	<b>1.3</b>	<b>1.8</b>	<b>1.4</b>	<b>11.3</b>	<b>3.1</b>	<b>1.1</b>	<b>1.7</b>	<b>1.3</b>	<b>1.3</b>
<b>Emerg. &amp; Dev. Europe</b>	903	<b>5.3</b>	<b>1.5</b>	<b>1.3</b>	<b>1.3</b>	<b>1.4</b>	<b>1.3</b>	<b>11.3</b>	<b>3.1</b>	<b>1.1</b>	<b>1.6</b>	<b>1.2</b>	<b>1.3</b>
Bosnia and Herzegovina	963	0.0 e	0.0 e	0.0 e	0.0 e	0.0 e	0.0 e	0.0	0.0 r	0.0 r	0.0 r	0.0 r	0.0 r
Bulgaria	918	0.0	0.0 r	0.0 r	0.0 r	0.0 r	0.0 r	0.7	0.2 r	0.0 r	0.9 r	0.0 r	0.0 r
Croatia	960	0.0	0.0 r	0.0 r	....	0.0 r	....	....	....	....	....	....	0.0 r
Faroe Islands	816	0.0	0.0 r	0.0 r	0.0 r	0.0 r	0.0 r	....	....	....	....	....	....
Hungary	944	0.1	0.0 r	0.0 r	0.0 r	0.0 r	0.0 r	0.3	0.1 r	0.0 r	0.0 r	0.0 r	0.0 r
Macedonia, FYR	962	0.0	0.0 r	0.0 r	0.0 r	0.0 r	0.0 r	0.0	0.0 r	0.0 r	0.0 r	0.0 r	0.0 r
Montenegro	943	4.9	1.4 r	1.2 r	1.2 r	1.2 r	1.2 r	....	....	....	....	....	....
Poland	964	0.0	0.0 r	0.0 r	0.0 r	0.0 r	0.0 r	0.4	0.1 r	0.1 r	0.1 r	0.1 r	0.1 r
Romania	968	....	....	....	....	....	....	0.0	0.0 r	....	0.0 r	....	0.0 r
Serbia, Republic of	942	....	....	....	....	....	....	0.0	0.0 r	0.0 r	0.0 r	0.0 r	0.0 r
Turkey	186	0.2	0.1 r	0.0 r	0.0 r	0.2 r	0.1 r	9.8	2.7 r	1.0 r	0.6 r	1.1 r	1.1 r
<b>CIS</b>	901	<b>0.5</b>	<b>0.2</b>	<b>0.0</b>	<b>0.0</b>	<b>0.4</b>	<b>0.1</b>	<b>0.0</b>	<b>0.0</b>	<b>0.0</b>	<b>0.1</b>	<b>0.0</b>	<b>0.0</b>
Armenia	911	....	....	....	....	....	0.0 e	....	....	....	....	....	....
Belarus	913	0.4 e	0.2 e	....	0.0 e	0.4 e	0.0 e	....	....	....	0.1 e	....	....
Georgia	915	0.0	0.0 r	0.0 r	0.0 r	0.0 r	0.1 r	....	....	....	....	....	....
Moldova	921	0.0 e	0.0 e	0.0 e	0.0 e	0.0 e	0.0 e	....	....	....	....	....	....
Russian Federation	922	0.0	0.0 r	0.0 r	0.0 r	0.0 r	0.0 r	0.0	....	....	0.0 r	0.0 r	0.0 r
Ukraine	926	0.0	0.0 r	0.0 r	....	....	....	0.0	0.0 r	0.0 r	....	....	....
<b>Mid East, N Africa, Pak</b>	440	<b>323.0</b>	<b>77.5</b>	<b>64.8</b>	<b>58.2</b>	<b>70.0</b>	<b>68.2</b>	<b>2.4</b>	<b>0.5</b>	<b>0.5</b>	<b>0.4</b>	<b>0.4</b>	<b>0.4</b>
Bahrain, Kingdom of	419	....	....	....	....	....	....	0.1	0.0 r	0.0 r	0.0 r	0.0 r	0.0 r
Egypt	469	....	....	....	....	....	....	0.2	0.0 r	0.1 r	0.1 r	0.1 r	0.1 r
Iran, I.R. of	429	....	....	....	....	....	....	0.1	0.0 r	0.0 r	0.0 r	0.0 r	0.0 r
Jordan	439	....	....	....	....	....	....	0.0	0.0 r	0.0 r	0.0 r	0.0 r	0.0 r
Kuwait	443	0.0	0.0 r	0.0 r	0.0 r	0.0 r	0.0 r	0.0	0.0 r	0.0 r	0.0 r	0.0 r	0.0 r
Lebanon	446	....	....	....	....	....	....	0.0	....	0.0 r	....	....	....
Morocco	686	....	....	....	....	....	....	0.4	....	0.1 r	....	....	....
Oman	449	0.0	0.0 r	0.0 r	0.0 r	0.0 r	0.0 r	....	....	....	....	....	....
Pakistan	564	0.0	0.0 r	0.0 r	0.0 r	0.0 r	0.0 r	0.5	0.1 r	0.1 r	0.1 r	0.1 r	0.1 r
Saudi Arabia	456	....	....	....	....	....	....	0.1	0.0 r	0.0 r	0.0 r	0.0 r	0.0 r
Syrian Arab Republic	463	....	....	....	....	....	....	0.0 e	0.0 e	0.0 e	0.0 e	0.0 e	0.0 e
Tunisia	744	....	....	....	....	....	....	0.1	0.0 r	0.0 r	0.0 r	0.0 r	0.0 r
United Arab Emirates	466	322.9	77.5 r	64.8 r	58.2 r	70.0 r	68.2 r	0.9	0.2 r	0.2 r	0.1 r	0.1 r	0.1 r
Yemen, Republic of	474	0.0 e	0.0 e	0.0 e	0.0 e	0.0 e	0.0 e	....	....	....	....	....	....
<b>Sub-Saharan Africa</b>	603	<b>3.5</b>	<b>0.8</b>	<b>0.7</b>	<b>0.7</b>	<b>0.7</b>	<b>0.7</b>	<b>12.7</b>	<b>7.0</b>	<b>2.8</b>	<b>2.4</b>	<b>3.7</b>	<b>9.3</b>
Angola	614	0.3 e	0.1 e	0.1 e	0.0 e	0.0 e	0.1 e	....	....	....	....	....	....
Benin	638	0.0	0.0 r	0.0 r	0.0 r	0.0 r	0.0 r	....	....	....	....	....	....
Cameroon	622	0.2	0.0 r	0.0 r	0.0 r	0.0 r	0.0 r	....	....	....	....	....	....
Côte d'Ivoire	662	0.0	0.0 r	0.0 r	0.0 r	0.0 r	0.0 r	....	....	....	....	....	....
Ethiopia	644	0.2 e	0.0 e	0.1 e	0.0 e	0.0 e	0.0 e	....	....	....	....	....	....
Ghana	652	0.0	0.0 r	0.0 r	0.0 r	0.0 r	0.0 r	0.2	0.1 r	0.0 r	0.0 r	0.0 r	0.0 r
Guinea	656	0.0	0.0 r	0.0 r	0.0 r	0.0 r	0.0 r	....	....	....	....	....	....
Liberia	668	....	....	....	....	....	....	0.0	0.0 r	0.0 r	0.0 r	0.0 r	0.0 r
Mali	678	....	....	....	....	....	....	0.0	0.0 r	0.0 r	0.0 r	0.0 r	0.0 r
Mauritius	684	0.0 e	0.0 e	....	....	....	....	0.0	0.0 r	0.0 r	0.0 r	0.0 r	0.0 r
Namibia	728	0.0	0.0 r	0.0 r	0.0 r	0.0 r	0.0 r	0.4	0.1 r	0.1 r	0.1 r	0.1 r	0.1 r
Nigeria	694	0.0	0.0 r	0.0 r	0.0 r	0.0 r	0.0 r	0.6	0.1 r	0.1 r	0.1 r	0.1 r	0.1 r
Rwanda	714	0.0 e	0.0 e	0.0 e	0.0 e	0.0 e	0.0 e	....	....	....	....	....	....
Seychelles	718	2.2	0.5 r	0.5 r	0.4 r	0.5 r	0.5 r	....	....	....	....	....	....
Sierra Leone	724	....	....	....	....	....	....	0.0	0.0 r	0.0 r	0.0 r	0.0 r	0.0 r
South Africa	199	0.4	0.0 r	0.1 r	0.2 r	0.0 r	0.0 r	11.5	6.7 r	2.5 r	2.2 r	3.5 r	9.2 r
Tanzania	738	0.0	0.0 r	0.0 r	0.0 r	0.0 r	0.0 r	....	....	....	....	....	....
Uganda	746	0.0	0.0 r	0.0 r	0.0 r	0.0 r	0.0 r	....	....	....	....	....	....
Zambia	754	0.0	0.0 r	0.0 r	0.0 r	0.0 r	0.0 r	....	....	....	....	....	....
Zimbabwe	698	....	....	....	....	....	....	0.0	0.0 r	0.0 r	0.0 r	0.0 r	0.0 r
<b>Western Hemisphere</b>	205	<b>248.7</b>	<b>58.6</b>	<b>48.6</b>	<b>43.7</b>	<b>51.6</b>	<b>50.0</b>	<b>619.7</b>	<b>158.3</b>	<b>128.3</b>	<b>95.4</b>	<b>95.9</b>	<b>90.2</b>
Antigua and Barbuda	311	0.2	0.1 r	0.0 r	0.0 r	0.1 r	0.1 r	30.0	7.8 r	6.4 r	4.8 r	4.8 r	4.5 r
Argentina	213	0.0	0.0 r	0.0 r	0.0 r	0.0 r	0.0 r	5.9	1.4 r	1.3 r	1.3 r	1.2 r	1.1 r

# Suriname (366)

In Millions of U.S. Dollars

		Exports (FOB)						Imports (CIF)					
		2015	2015Q3	2015Q4	2016Q1	2016Q2	2016Q3	2015	2015Q3	2015Q4	2016Q1	2016Q2	2016Q3
Aruba	314	1.2	0.3 r	0.3 r	0.5 r	0.6 r	0.6 r	0.4	0.1 r	0.1 r	0.1 r	0.0 r	0.1 r
Bahamas, The	313	0.0	0.0 r	0.0 r	0.0 r	0.0 r	0.0 r	3.2	0.8 r	0.7 r	0.5 r	0.5 r	0.5 r
Barbados	316	24.9	5.8 r	4.6 r	4.0 r	4.7 r	4.4 r	2.7	0.7 r	0.6 r	0.4 r	0.4 r	0.4 r
Belize	339	0.0	0.0 r	0.0 r	0.0 r	0.0 r	0.0 r	1.4	0.4 r	0.3 r	0.2 r	0.2 r	0.2 r
Bolivia	218	0.0	....	0.0 r	....	....	....	....	....	....	....	....	....
Brazil	223	10.7	2.7 r	2.6 r	2.4 r	2.4 r	2.4 r	29.4	8.0 r	5.8 r	3.2 r	3.6 r	4.2 r
Chile	228	0.0	....	....	0.0 r	0.0 r	....	2.6	0.3 r	0.9 r	0.3 r	0.3 r	0.2 r
Colombia	233	0.3	0.2 r	0.1 r	0.2 r	0.2 r	0.2 r	15.5	3.5 r	3.6 r	3.0 r	3.0 r	2.8 r
Costa Rica	238	0.0	0.0 r	0.0 r	0.0 r	0.0 r	0.0 r	8.0	2.0 r	1.5 r	1.1 r	1.0 r	0.9 r
Curacao	354	1.5	0.4 r	0.3 r	0.3 r	0.3 r	0.3 r	117.0	30.4 r	24.9 r	18.6 r	18.8 r	17.7 r
Dominica	321	0.0	0.0 r	0.0 r	0.0 r	0.0 r	0.0 r	1.3	0.3 r	0.2 r	0.2 r	0.2 r	0.1 r
Dominican Republic	243	0.2	0.0 r	0.0 r	0.0 r	0.0 r	0.0 r	25.4	6.6 r	5.4 r	4.0 r	4.1 r	3.8 r
Ecuador	248	0.1	....	....	....	....	....	0.1	0.0 r	0.0 r	0.0 r	0.0 r	0.0 r
El Salvador	253	0.0	0.0 r	0.0 r	0.0 r	0.0 r	0.0 r	0.1	0.0 r	....	0.0 r	0.0 r	0.0 r
Greenland	326	0.0	0.0 r	0.0 r	0.0 r	0.0 r	0.0 r	....	....	....	....	....	....
Grenada	328	0.1	0.0 r	0.0 r	0.0 r	0.0 r	0.0 r	0.1	0.0 r	0.0 r	0.0 r	0.0 r	0.0 r
Guatemala	258	....	....	....	....	....	....	3.2	0.8 r	0.6 r	0.5 r	0.5 r	0.4 r
Guyana	336	107.0	25.7 r	21.5 r	19.3 r	23.2 r	22.6 r	9.4	2.5 r	2.1 r	1.6 r	1.6 r	1.6 r
Haiti	263	1.8	0.4 r	0.4 r	0.3 r	0.4 r	0.4 r	....	....	....	....	....	....
Honduras	268	0.0	....	....	....	....	....	0.1	0.0 r	0.0 r	0.0 r	0.0 r	0.0 r
Jamaica	343	30.6	6.9 r	5.4 r	4.5 r	5.1 r	4.8 r	17.7	4.4 r	3.3 r	2.3 r	2.2 r	2.0 r
Mexico	273	0.2	0.0 r	0.0 r	0.0 r	0.0 r	0.0 r	17.6	4.2 r	3.9 r	3.6 r	3.4 r	3.2 r
Nicaragua	278	....	....	....	....	....	....	0.6	0.2 r	0.1 r	0.1 r	0.1 r	0.1 r
Panama	283	5.6	0.7 r	0.4 r	0.6 r	0.6 r	0.6 r	16.4	4.4 r	2.9 r	3.0 r	3.3 r	3.0 r
Paraguay	288	....	....	....	....	....	....	0.1	0.0 r	0.0 r	0.0 r	0.0 r	0.0 r
Peru	293	3.4	0.8 r	0.7 r	0.6 r	0.7 r	0.7 r	2.0	0.5 r	0.4 r	0.3 r	0.3 r	0.3 r
Sint Maarten	352	0.0	0.0 r	0.0 r	0.0 r	0.0 r	0.0 r	....	....	....	....	....	....
St. Kitts and Nevis	361	0.0	0.0 r	0.0 r	0.0 r	0.0 r	0.0 r	....	....	....	....	....	....
St. Lucia	362	1.0	0.2 r	0.2 r	0.2 r	0.2 r	0.2 r	113.0	29.4 r	24.0 r	17.9 r	18.2 r	17.1 r
St. Vincent & Grens.	364	0.2	0.1 r	0.0 r	0.0 r	0.0 r	0.0 r	0.5	0.1 r	0.1 r	0.1 r	0.1 r	0.1 r
Trinidad and Tobago	369	53.3	12.8 r	10.7 r	9.6 r	11.6 r	11.3 r	183.0	46.4 r	36.7 r	26.6 r	26.3 r	24.3 r
Uruguay	298	0.1	....	....	....	....	....	0.0	0.0 r	....	....	....	....
Venezuela, Rep. Bol.	299	6.1	1.5 r	1.2 r	1.1 r	1.3 r	1.3 r	12.7	3.1 r	2.4 r	1.6 r	1.6 r	1.4 r
Western Hem. n.s.	399	0.0	0.0 r	0.0 r	0.0 r	0.0 r	0.0 r	0.1	0.0 r	0.0 r	0.0 r	0.0 r	0.0 r
<b>Other Countries n.i.e</b>	910	<b>0.5</b>	<b>0.1</b>	<b>0.1</b>	<b>0.1</b>	<b>0.1</b>	<b>0.1</b>	<b>11.3</b>	<b>2.9</b>	<b>2.3</b>	<b>1.7</b>	<b>1.7</b>	<b>1.6</b>
Cuba	928	0.3	0.1 r	0.1 r	0.0 r	0.1 r	0.1 r	1.9	0.5 r	0.4 r	0.3 r	0.3 r	0.3 r
Korea, Dem. People's Rep.	954	0.2	0.1 r	0.0 r	0.0 r	0.0 r	0.0 r	9.4	2.4 r	1.9 r	1.4 r	1.4 r	1.3 r
<b>Countries &amp; Areas n.s.</b>	898	<b>....</b>	<b>....</b>	<b>....</b>	<b>....</b>	<b>....</b>	<b>....</b>	<b>5.3</b>	<b>1.4 r</b>	<b>1.1 r</b>	<b>0.8 r</b>	<b>0.8 r</b>	<b>0.8 r</b>
<b>Memorandum Items</b>													
Africa	605	3.5	0.8	0.7	0.7	0.7	0.7	13.2	7.0	2.9	2.4	3.7	9.4
Middle East	405	323.0	77.5	64.8	58.2	70.0	68.2	1.4	0.3	0.3	0.3	0.3	0.3
European Union	998	228.0	46.2	53.3	37.5	46.3	31.2	326.2	74.1	59.1	43.5	44.5	41.6
Export earnings: fuel	080	383.2	92.0	76.9	69.1	83.2	81.0	213.1	53.4	43.0	31.6	31.2	28.7
Export earnings: nonfuel	092	965.5	204.5	181.2	152.5	174.3	151.8	1,484.2	367.9	314.8	219.3	225.1	216.2

# Swaziland (734)

In Millions of U.S. Dollars

		Exports (FOB)						Imports (CIF)					
		2015	2015Q3	2015Q4	2016Q1	2016Q2	2016Q3	2015	2015Q3	2015Q4	2016Q1	2016Q2	2016Q3
IFS World		....	....	....	....	....	....	....	....	....	....	....	....
World	001	2,322.5	584.4	610.1	509.7	515.2	570.4	3,635.6	928.3	929.8	779.5	856.7	957.6
Advanced Economies	110	87.0	30.2	18.6	18.2	18.6	20.5	106.6	24.8	32.8	22.7	44.3	29.8
Euro Area	163	68.8	17.3	17.1	16.9	17.5	16.9	27.8	5.6	9.5	6.5	25.3	7.6
Belgium	124	....	....	....	....	....	....	0.7	0.1 r	0.1 r	0.5 r	0.2 r	0.6 r
Cyprus	423	0.0 e	....	0.0 e	....	....	0.0 e	....	....	....	....	....	....
Estonia	939	....	....	....	....	0.0 e	....	....	....	....	....	....	....
France	132	0.0	0.0 r	0.0 r	0.0 r	0.0 r	0.0 r	0.0	0.0 r	0.0 r	0.0 r	0.0 r	0.0 r
Germany	134	0.0	0.0 r	0.0 r	0.0 r	0.0 r	0.0 r	1.0	0.2 r	0.4 r	0.2 r	0.2 r	0.2 r
Greece	174	0.0	0.0 r	....	0.0 r	0.0 r	....	0.2	0.0 r	0.0 r	0.0 r	0.0 r	0.1 r
Italy	136	68.8	17.3 r	17.1 r	16.9 r	17.4 r	16.9 r	11.6	2.0 r	4.3 r	1.1 r	20.7 r	3.8 r
Latvia	941	0.0 e	....	....	....	0.0 e	....	....	....	....	....	....	....
Lithuania	946	....	....	....	....	....	....	0.1 e	0.1 e	....	....	....	....
Luxembourg	137	0.0 e	....	0.0 e	....	....	....	....	....	....	....	....	....
Malta	181	....	....	....	....	0.0 e	....	0.4	0.0 r	....	....	0.0 r	....
Netherlands	138	0.0	0.0 r	0.0 r	0.0 r	0.0 r	0.0 r	0.4	0.1 r	0.1 r	0.2 r	0.1 r	0.1 r
Portugal	182	....	....	....	....	....	....	10.2	2.3 r	2.7 r	2.5 r	2.6 r	2.6 r
Slovak Republic	936	....	....	....	....	....	....	0.5 e	0.2 e	....	0.1 e	0.1 e	0.0 e
Spain	184	....	....	....	....	....	....	2.6	0.5 r	1.8 r	2.0 r	1.4 r	0.3 r
Australia	193	0.1	0.0 r	0.0 r	0.0 r	0.0 r	0.0 r	0.0	0.0 r	0.0 r	0.0 r	0.0 r	0.1 r
China,P.R.: Hong Kong	532	....	....	....	....	....	....	0.7	0.2 r	0.1 r	0.2 r	0.2 r	0.4 r
Czech Republic	935	0.0	....	0.0 r	....	....	0.0 r	....	....	....	....	....	....
Denmark	128	....	....	....	....	....	....	8.7	2.1 r	2.1 r	2.2 r	2.1 r	2.1 r
Iceland	176	0.0 e	0.0 e	0.0 e	....	0.0 e	0.0 e	....	....	....	....	....	....
Israel	436	....	....	....	....	....	....	0.2	0.1 r	0.1 r	0.1 r	0.1 r	0.1 r
Japan	158	0.0	0.0 r	0.0 r	0.0 r	0.0 r	0.0 r	36.0	9.8 r	10.4 r	8.0 r	9.4 r	11.9 r
Korea, Republic of	542	16.1 e	12.4 e	0.9 e	0.7 e	0.6 e	2.9 e	....	....	....	....	....	....
New Zealand	196	0.0	0.0 r	0.0 r	0.0 r	0.0 r	0.0 r	....	....	....	....	....	....
Norway	142	0.0	0.0 r	0.0 r	0.0 r	0.0 r	0.0 r	0.1 e	0.0 e	0.0 e	0.0 e	0.0 e	....
Singapore	576	....	....	....	....	....	....	0.2	0.1 r	0.0 r	0.0 r	0.0 r	0.1 r
Sweden	144	....	....	....	....	....	....	0.0	0.0 r	0.0 r	0.0 r	0.0 r	0.0 r
Switzerland	146	1.3	0.3 r	0.3 r	0.3 r	0.3 r	0.5 r	....	....	....	....	....	....
Taiwan Prov.of China	528	0.3 e	0.0 e	0.1 e	0.0 e	0.1 e	0.1 e	8.4 e	1.8 e	2.1 e	1.0 e	2.0 e	1.7 e
United Kingdom	112	0.3	0.1 r	0.1 r	0.3 r	0.1 r	0.1 r	3.5	0.9 r	0.7 r	0.5 r	1.0 r	1.0 r
United States	111	0.2	0.1 r	0.1 r	0.0 r	0.0 r	0.0 r	21.0	4.3 r	7.7 r	4.3 r	4.3 r	5.0 r
Emerg. & Dev. Economies	200	2,235.4	554.2	591.5	491.5	496.6	549.9	3,529.0	903.5	897.0	756.7	812.4	927.7
Emerg. & Dev. Asia	505	22.8	7.6	2.3	2.5	5.9	5.5	688.6	183.3	178.3	149.8	151.2	196.5
Cambodia	522	2.2 e	0.6 e	0.6 e	0.5 e	0.6 e	0.6 e	0.1 e	0.0 e	0.0 e	0.0 e	0.0 e	0.0 e
China,P.R.: Mainland	924	0.0	0.0 r	0.0 r	0.0 r	0.0 r	0.0 r	140.8	37.5 r	48.5 r	45.3 r	32.8 r	60.6 r
Fiji	819	....	....	....	....	....	....	0.0 e	0.0 e	0.0 e	0.0 e	0.0 e	0.0 e
F.T. French Polynesia	887	0.0 e	0.0 e	0.0 e	0.0 e	0.0 e	0.0 e	....	....	....	....	....	....
F.T. New Caledonia	839	0.2 e	0.1 e	0.1 e	0.1 e	0.1 e	0.1 e	....	....	....	....	....	....
India	534	0.1	0.0 r	0.1 r	0.0 r	0.0 r	0.0 r	74.8	23.7 r	8.4 r	12.5 r	10.2 r	10.0 r
Indonesia	536	....	....	....	....	....	....	2.0	0.6 r	0.4 r	0.5 r	0.4 r	0.4 r
Mongolia	948	0.0 e	0.0 e	0.0 e	0.0 e	0.0 e	0.0 e	0.0 e	0.0 e	0.0 e	0.0 e	0.0 e	0.0 e
Myanmar	518	0.7 e	0.2 e	0.2 e	0.2 e	0.1 e	0.2 e	....	....	....	....	....	....
Palau	565	0.0 e	0.0 e	0.0 e	0.0 e	0.0 e	0.0 e	....	....	....	....	....	....
Philippines	566	....	....	....	....	....	....	0.0	0.0 r	0.0 r	0.0 r	0.0 r	0.0 r
Sri Lanka	524	10.2 e	5.9 e	0.7 e	0.3 e	1.4 e	2.3 e	0.5	0.1 r	0.1 r	0.2 r	0.0 r	0.1 r
Thailand	578	9.4 e	0.9 e	0.7 e	1.4 e	3.7 e	2.4 e	2.7	1.9 r	0.1 r	0.2 r	0.6 r	0.1 r
Timor-Leste	537	0.0 e	0.0 e	0.0 e	0.0 e	0.0 e	0.0 e	....	....	....	....	....	....
Tonga	866	0.0 e	0.0 e	0.0 e	0.0 e	0.0 e	0.0 e	....	....	....	....	....	....
Vanuatu	846	0.0 e	0.0 e	0.0 e	0.0 e	0.0 e	0.0 e	....	....	....	....	....	....
Asia n.s.	598	....	....	....	....	....	....	467.7	119.5 r	120.8 r	91.1 r	107.1 r	125.3 r
Europe	170	31.8	9.0	0.3	0.1	8.7	0.3	0.2	0.2	0.0	0.0	0.0	0.6
Emerg. & Dev. Europe	903	31.1	8.8	0.1	0.0	8.5	0.2	0.2	0.2	0.0	0.0	0.0	0.6
Albania	914	0.0 e	0.0 e	0.0 e	0.0 e	0.0 e	0.0 e	0.0 e	0.0 e	0.0 e	0.0 e	0.0 e	0.0 e
Bosnia and Herzegovina	963	0.0 e	0.0 e	0.0 e	0.0 e	0.0 e	0.0 e	0.0 e	0.0 e	0.0 e	0.0 e	0.0 e	0.0 e
Bulgaria	918	....	....	....	....	....	....	0.0 e	....	....	....	....	....
Croatia	960	0.0 e	0.0 e	0.0 e	0.0 e	....	....	....	....	....	....	....	....

# Swaziland (734)

In Millions of U.S. Dollars

		Exports (FOB)						Imports (CIF)					
		2015	2015Q3	2015Q4	2016Q1	2016Q2	2016Q3	2015	2015Q3	2015Q4	2016Q1	2016Q2	2016Q3
Faroe Islands	816	0.1 e	0.0 e	0.0 e	0.0 e	0.0 e	0.0 e	....	....	....	....	....	....
Hungary	944	0.0 e	0.0 e	0.0 e	0.0 e	0.0 e	....	....	....	....	....	....	....
Montenegro	943	0.5 e	0.0 e	0.0 e	0.0 e	0.0 e	0.0 e	0.0 e	0.0 e	0.0 e	0.0 e	....	....
Poland	964	0.0 e	....	....	....	....	0.0 e	0.0	0.0 r	0.0 r	0.0 r	0.0 r	0.0 r
Romania	968	30.5 e	8.7 e	0.1 e	0.0 e	8.5 e	0.1 e	....	....	....	....	....	....
Serbia, Republic of	942	0.0	0.0 r	0.0 r	0.0 r	0.0 r	0.0 r	0.2 e	0.2 e	....	....	0.0 e	0.6 e
<b>CIS</b>	901	<b>0.7</b>	<b>0.2</b>	<b>0.1</b>	<b>0.1</b>	<b>0.1</b>	<b>0.2</b>	....	....	....	....	....	....
Armenia	911	0.0 e	0.0 e	....	....	....	0.0 e	....	....	....	....	....	....
Azerbaijan, Rep. of	912	0.4 e	0.1 e	0.1 e	0.1 e	0.1 e	0.1 e	....	....	....	....	....	....
Belarus	913	0.1 e	0.0 e	0.0 e	....	....	0.0 e	....	....	....	....	....	....
Kazakhstan	916	0.0 e	0.0 e	0.0 e	0.0 e	0.0 e	0.0 e	....	....	....	....	....	....
Moldova	921	0.0 e	0.0 e	0.0 e	0.0 e	0.0 e	0.0 e	....	....	....	....	....	....
Ukraine	926	0.1 e	0.1 e	0.0 e	....	....	....	....	....	....	....	....	....
<b>Mid East, N Africa, Pak</b>	440	<b>35.0</b>	<b>8.5</b>	<b>11.5</b>	<b>10.6</b>	<b>12.3</b>	<b>11.2</b>	<b>4.3</b>	<b>0.5</b>	<b>0.4</b>	<b>0.3</b>	<b>0.4</b>	<b>0.4</b>
Algeria	612	0.4 e	0.1 e	0.1 e	0.1 e	0.1 e	0.1 e	0.0 e	0.0 e	0.0 e	0.0 e	0.0 e	0.0 e
Egypt	469	0.2	0.0 r	0.1 r	0.0 r	0.0 r	0.0 r	....	....	....	....	....	....
Iran, I.R. of	429	....	....	....	....	....	....	0.6	0.1 r	0.1 r	0.1 r	0.1 r	0.2 r
Lebanon	446	0.0 e	0.0 e	0.0 e	0.0 e	0.0 e	0.0 e	0.0	0.0 r	0.0 r	0.0 r	0.0 r	0.0 r
Mauritania	682	....	....	....	....	....	....	0.2	0.0 r	0.0 r	0.0 r	0.0 r	0.0 r
Morocco	686	0.4	0.2 r	0.1 r	0.1 r	0.1 r	0.1 r	2.2 e	0.1 e	0.0 e	....	....	....
Qatar	453	0.0 e	0.0 e	0.0 e	0.0 e	0.0 e	0.0 e	....	....	....	....	....	....
Sudan	732	18.2 e	4.2 e	7.1 e	7.2 e	8.9 e	7.2 e	0.3 e	....	....	....	....	....
Syrian Arab Republic	463	0.0 e	0.0 e	0.0 e	0.0 e	0.0 e	0.0 e	....	....	....	....	....	....
Tunisia	744	0.1 e	0.0 e	0.0 e	0.0 e	0.0 e	0.0 e	0.1 e	0.0 e	0.0 e	0.0 e	0.0 e	0.0 e
United Arab Emirates	466	15.3	3.9 r	4.0 r	3.0 r	3.0 r	3.6 r	0.8	0.2 r	0.2 r	0.2 r	0.2 r	0.2 r
West Bank and Gaza	487	0.0 e	0.0 e	0.0 e	0.0 e	0.0 e	0.0 e	....	....	....	....	....	....
Yemen, Republic of	474	0.3 e	0.1 e	0.1 e	0.1 e	0.1 e	0.1 e	0.0 e	0.0 e	0.0 e	0.0 e	0.0 e	0.0 e
<b>Sub-Saharan Africa</b>	603	<b>2,139.5</b>	<b>526.4</b>	<b>576.3</b>	<b>477.2</b>	<b>468.7</b>	<b>531.8</b>	<b>2,808.9</b>	<b>712.9</b>	<b>712.4</b>	<b>600.5</b>	<b>655.4</b>	<b>724.7</b>
Benin	638	0.1 e	0.0 e	0.0 e	0.0 e	0.0 e	0.0 e	....	....	....	....	....	....
Botswana	616	9.0	2.3 r	2.4 r	1.7 r	1.8 r	2.1 r	119.5	30.5 r	30.9 r	23.3 r	27.3 r	32.0 r
Burkina Faso	748	0.0 e	0.0 e	0.0 e	0.0 e	0.0 e	0.0 e	0.3 e	0.1 e	0.1 e	0.1 e	0.1 e	0.1 e
Cameroon	622	0.1 e	0.0 e	0.0 e	0.0 e	0.0 e	0.0 e	....	....	....	....	....	....
Central African Rep.	626	0.0 e	0.0 e	0.0 e	0.0 e	0.0 e	0.0 e	....	....	....	....	....	....
Congo, Republic of	634	0.3	0.1 r	0.1 r	0.1 r	0.1 r	0.1 r	....	....	....	....	....	....
Côte d'Ivoire	662	....	....	....	....	....	....	0.6	0.2 r	0.2 r	0.1 r	0.1 r	0.2 r
Ethiopia	644	....	....	....	....	....	....	0.3 e	0.1 e	0.1 e	0.1 e	0.1 e	0.1 e
Gabon	646	0.1 e	0.0 e	0.0 e	0.0 e	0.0 e	0.0 e	....	....	....	....	....	....
Gambia, The	648	0.5 e	0.1 e	0.1 e	0.1 e	0.1 e	0.1 e	....	....	....	....	....	....
Ghana	652	....	....	....	....	....	....	81.7	20.9 r	21.1 r	15.9 r	18.7 r	21.9 r
Guinea	656	0.9 e	0.2 e	0.2 e	0.2 e	0.2 e	0.2 e	21.6 e	4.8 e	4.6 e	6.5 e	8.2 e	7.8 e
Kenya	664	0.0	0.0 r	0.0 r	0.0 r	0.0 r	0.0 r	8.1	2.1 r	2.1 r	1.6 r	1.9 r	2.2 r
Lesotho	666	3.6	0.9 r	1.0 r	0.7 r	0.7 r	0.9 r	51.4	13.1 r	13.3 r	10.0 r	11.7 r	13.7 r
Madagascar	674	0.2	0.1 r	0.1 r	0.0 r	0.0 r	0.1 r	0.0 e	0.0 e	0.0 e	0.0 e	0.0 e	0.0 e
Malawi	676	0.1	0.0 r	0.0 r	0.0 r	0.0 r	0.0 r	....	....	....	....	....	....
Mali	678	0.3 e	0.1 e	0.1 e	0.1 e	0.1 e	0.1 e	0.1 e	0.0 e	0.0 e	0.0 e	0.0 e	0.0 e
Mauritius	684	0.2	0.0 r	0.0 r	0.0 r	0.0 r	0.0 r	....	....	....	....	....	....
Mozambique	688	55.5	14.2 r	14.6 r	10.8 r	11.0 r	13.2 r	178.9	45.7 r	46.2 r	34.8 r	40.9 r	47.9 r
Namibia	728	85.5	21.9 r	22.6 r	16.6 r	17.0 r	20.3 r	....	....	....	....	....	....
Niger	692	0.1 e	0.0 e	0.0 e	0.0 e	0.0 e	0.0 e	....	....	....	....	....	....
Senegal	722	0.3	0.0 r	0.0 r	0.0 r	0.0 r	0.0 r	....	....	....	....	....	....
Sierra Leone	724	0.1 e	0.0 e	0.0 e	0.0 e	0.0 e	0.0 e	....	....	....	....	....	....
South Africa	199	1,978.8	485.2 r	534.0 r	446.3 r	437.2 r	494.1 r	2,286.1	580.8 r	574.7 r	496.3 r	532.4 r	584.0 r
Tanzania	738	0.0	0.0 r	0.0 r	0.0 r	0.0 r	0.0 r	....	....	....	....	....	....
Togo	742	0.6 e	0.2 e	0.1 e	0.1 e	0.1 e	0.1 e	....	....	....	....	....	....
Zambia	754	3.3	0.9 r	1.0 r	0.4 r	0.2 r	0.4 r	8.5	1.3 r	5.9 r	1.8 r	2.0 r	0.9 r
Zimbabwe	698	....	....	....	....	....	....	51.8	13.2 r	13.4 r	10.1 r	11.9 r	13.9 r
<b>Western Hemisphere</b>	205	<b>6.2</b>	<b>2.7</b>	<b>1.1</b>	<b>1.1</b>	<b>1.0</b>	<b>1.1</b>	<b>26.9</b>	<b>6.6</b>	<b>5.9</b>	<b>6.1</b>	<b>5.4</b>	<b>5.5</b>
Antigua and Barbuda	311	0.3 e	0.1 e	0.1 e	0.1 e	0.1 e	0.1 e	....	....	....	....	....	....
Aruba	314	0.1 e	....	....	....	....	....	....	....	....	....	....	....
Barbados	316	0.2 e	0.1 e	0.1 e	0.1 e	0.1 e	0.1 e	....	....	....	....	....	....

# Swaziland (734)

In Millions of U.S. Dollars

		Exports (FOB)						Imports (CIF)					
		2015	2015Q3	2015Q4	2016Q1	2016Q2	2016Q3	2015	2015Q3	2015Q4	2016Q1	2016Q2	2016Q3
Belize	339	0.0 e	0.0 e	0.0 e	0.0 e	0.0 e	0.0 e	....	....	....	....	....	....
Bermuda	319	0.0 e	0.0 e	0.0 e	0.0 e	0.0 e	0.0 e	....	....	....	....	....	....
Bolivia	218	1.7	1.7 r	0.0 r	0.0 r	0.0 r	0.0 r	....	....	....	....	....	....
Brazil	223	....	....	....	....	....	....	3.7	0.9 r	1.0 r	1.4 r	1.2 r	1.2 r
Chile	228	0.0 e	0.0 e	0.0 e	0.0 e	0.0 e	0.0 e	0.0	....	0.0 r	....	0.0 r	0.0 r
Colombia	233	0.1	0.0 r	0.1 r	0.1 r	0.1 r	0.2 r	....	....	....	....	....	....
Dominica	321	0.1 e	0.0 e	0.0 e	0.0 e	0.0 e	0.0 e	....	....	....	....	....	....
Dominican Republic	243	1.3 e	0.3 e	0.3 e	0.3 e	0.3 e	0.4 e	....	....	....	....	....	....
Ecuador	248	0.7 e	....	0.1 e	....	....	....	....	....	....	....	....	....
Greenland	326	0.0 e	0.0 e	0.0 e	0.0 e	0.0 e	0.0 e	....	....	....	....	....	....
Grenada	328	0.0 e	0.0 e	0.0 e	0.0 e	0.0 e	0.0 e	....	....	....	....	....	....
Guatemala	258	0.0 e	0.0 e	0.0 e	0.0 e	0.0 e	0.0 e	....	....	....	....	....	....
Guyana	336	1.2 e	0.3 e	0.3 e	0.4 e	0.3 e	0.3 e	....	....	....	....	....	....
Honduras	268	0.1 e	0.0 e	0.0 e	0.0 e	0.0 e	0.0 e	....	....	....	....	....	....
Paraguay	288	0.0 e	0.0 e	0.0 e	0.0 e	0.0 e	0.0 e	....	....	....	....	....	....
Peru	293	0.2 e	0.2 e	0.0 e	0.0 e	0.0 e	0.0 e	3.8 e	1.0 e	1.1 e	0.9 e	1.0 e	1.2 e
St. Kitts and Nevis	361	0.0 e	0.0 e	0.0 e	0.0 e	0.0 e	0.0 e	....	....	....	....	....	....
St. Lucia	362	0.0 e	0.0 e	0.0 e	0.0 e	0.0 e	0.0 e	....	....	....	....	....	....
St. Vincent & Grens.	364	0.1 e	0.0 e	0.0 e	0.0 e	0.0 e	0.0 e	....	....	....	....	....	....
Trinidad and Tobago	369	0.0 e	0.0 e	0.0 e	0.0 e	0.0 e	0.0 e	19.4 e	4.7 e	3.8 e	3.8 e	3.2 e	3.1 e
<b>Memorandum Items</b>													
Africa	605	2,158.6	530.8	583.7	484.7	477.8	539.2	2,811.7	713.0	712.4	600.6	655.5	724.7
Middle East	405	16.0	4.1	4.2	3.1	3.2	3.8	1.5	0.4	0.4	0.3	0.3	0.4
European Union	998	99.7	26.2	17.3	17.2	26.0	17.1	40.1	8.6	12.3	9.2	28.4	10.7
Export earnings: fuel	080	19.4	6.0	4.6	3.5	3.6	4.2	20.9	5.1	4.2	4.0	3.5	3.5
Export earnings: nonfuel	092	2,303.0	578.4	605.5	506.2	511.6	566.2	3,614.7	923.2	925.6	775.4	853.2	954.1

# Sweden (144)

In Millions of U.S. Dollars

		Exports (FOB)						Imports (CIF)					
		2015	2015Q3	2015Q4	2016Q1	2016Q2	2016Q3	2015	2015Q3	2015Q4	2016Q1	2016Q2	2016Q3
IFS World		140,004.3	33,422.1	35,609.2	33,793.3	36,548.8	33,194.4	137,708.5	33,345.3	36,063.4	33,413.6	36,130.4	33,953.7
World	001	140,023.6	33,383.4	35,586.1	33,790.4	36,445.7	33,212.6	138,398.1	33,510.4	36,090.1	33,413.8	36,481.5	34,035.0
Advanced Economies	110	110,773.1	26,291.6	28,454.1	27,066.7	29,158.7	26,508.3	110,563.0	26,572.6	29,213.4	27,057.2	29,901.9	27,070.0
Euro Area	163	55,296.2	12,797.0	14,252.4	13,984.1	14,960.2	13,567.1	70,025.5	16,696.5	18,838.5	17,400.1	19,321.2	17,147.8
Austria	122	1,231.8	273.1	339.9	305.8	299.6	293.0	1,661.5	378.5	438.7	418.8	451.6	410.9
Belgium	124	6,161.0	1,334.3	1,582.4	1,600.4	1,740.8	1,514.1	5,927.4	1,457.1	1,569.1	1,533.9	1,696.1	1,525.6
Cyprus	423	26.4	5.4	7.0	7.1	7.3	8.4	30.3	7.8	5.2	8.8	13.1	9.8
Estonia	939	1,063.6	264.3	260.8	271.3	285.7	304.0	2,189.9	491.8	558.7	539.4	596.5	478.2
Finland	172	9,458.4	2,303.1	2,401.0	2,231.0	2,455.7	2,359.8	6,219.3	1,535.1	1,670.8	1,441.7	1,756.6	1,523.4
France	132	5,802.3	1,207.2	1,628.4	1,555.5	1,675.4	1,408.5	5,959.7	1,451.7	1,571.5	1,437.0	1,585.1	1,219.9
Germany	134	14,214.8	3,483.0	3,427.4	3,618.4	3,879.4	3,571.4	24,667.8	5,887.0	6,535.2	6,323.0	7,134.6	6,186.5
Greece	174	317.8	66.1	86.7	80.5	109.6	105.3	146.2	38.5	33.6	37.6	52.5	41.9
Ireland	178	724.0	248.6	152.2	221.9	151.2	135.7	1,972.1	445.5	573.4	391.8	455.3	499.3
Italy	136	3,661.5	862.3	897.8	932.3	990.7	859.8	4,570.3	1,091.2	1,180.5	1,115.7	1,222.7	1,095.9
Latvia	941	421.8	109.6	105.0	94.9	118.8	120.5	576.5	144.6	153.1	129.0	153.8	169.1
Lithuania	946	875.7	190.3	213.8	200.1	238.2	254.0	955.3	234.3	258.7	262.1	307.7	302.6
Luxembourg	137	103.6	22.3	26.8	18.9	22.5	24.9	309.1	72.8	70.8	67.7	82.1	69.2
Malta	181	101.0	20.9	21.1	12.6	17.6	17.3	64.4	17.2	20.0	17.3	17.6	13.8
Netherlands	138	7,208.7	1,501.7	2,154.8	1,870.3	1,869.9	1,661.5	11,267.3	2,624.5	3,224.6	2,778.4	2,849.1	2,717.6
Portugal	182	724.3	156.0	161.6	173.3	225.2	176.4	457.9	110.1	119.6	153.2	120.6	123.0
Slovak Republic	936	316.6	84.4	79.9	73.6	79.8	76.9	954.1	182.2	311.1	226.0	289.1	236.3
Slovenia	961	130.6	34.6	33.6	35.4	41.5	37.5	212.2	49.4	53.9	54.8	61.4	63.7
Spain	184	2,752.3	629.8	672.5	680.5	751.4	638.2	1,884.2	477.2	490.1	464.0	475.7	461.0
Australia	193	1,416.5	359.3	332.9	338.6	437.5	409.5	262.8	75.2	51.8	42.0	53.5	88.8
Canada	156	1,083.4	277.5	264.7	279.0	290.7	300.3	454.0	91.8	139.3	111.7	104.8	155.8
China,P.R.: Hong Kong	532	558.2	127.3	153.9	128.3	138.2	125.9	335.0	88.3	90.4	76.6	80.1	93.7
China,P.R.: Macao	546	1.5	0.4	0.6	0.2	0.4	0.4	4.4	0.8	0.6	1.0	0.7	0.7
Czech Republic	935	1,053.9	250.1	261.1	270.6	314.7	259.7	2,021.4	484.4	580.8	526.1	523.9	446.1
Denmark	128	9,636.2	2,312.1	2,533.1	2,412.9	2,465.9	2,376.4	10,691.4	2,641.5	2,777.8	2,554.3	2,730.0	2,693.3
Iceland	176	291.4	74.0	76.6	78.9	86.7	79.7	35.0	8.3	8.2	9.7	12.6	9.1
Israel	436	290.3	68.2	71.9	78.2	75.2	64.3	146.1	29.7	33.0	36.9	33.9	24.8
Japan	158	1,805.4	459.3	491.5	420.1	508.3	538.1	1,500.6	389.4	422.9	397.5	445.6	416.2
Korea, Republic of	542	1,162.3	306.3	285.9	273.3	330.0	329.0	786.2	191.8	219.2	211.1	202.4	208.8
New Zealand	196	153.9	39.1	37.9	32.8	36.7	46.6	50.5	12.5	11.0	12.3	16.0	13.2
Norway	142	14,436.9	3,439.3	3,739.3	3,263.1	3,826.0	3,492.9	10,808.1	2,682.2	2,645.5	2,451.7	2,865.0	2,716.2
San Marino	135	3.2	0.8	0.6	1.4	0.7	1.8	1.0	0.1	0.4	0.3	0.2	0.1
Singapore	576	755.1	171.1	207.9	146.4	165.3	148.7	145.7	26.6	39.4	32.5	32.3	25.7
Switzerland	146	1,626.8	389.5	458.0	435.7	448.0	397.9	1,090.0	261.9	295.9	261.9	303.2	232.4
Taiwan Prov.of China	528	445.7	103.1	114.3	116.7	98.8	132.0	744.9	182.8	174.4	187.3	186.0	180.7
United Kingdom	112	10,018.3	2,586.1	2,311.8	2,128.3	2,103.3	2,017.6	7,652.5	1,780.3	1,922.4	1,800.1	1,979.8	1,731.6
United States	111	10,737.9	2,531.0	2,859.9	2,678.3	2,872.0	2,220.3	3,807.9	928.5	961.6	944.0	1,010.6	885.1
Vatican	187	0.1	0.0	0.0	0.0	0.0	0.0	0.0	0.0	0.0	0.0	....	0.0
Emerg. & Dev. Economies	200	28,454.6	6,869.2	6,963.7	6,582.0	7,134.2	6,486.6	27,830.9	6,936.5	6,875.4	6,321.8	6,570.8	6,939.8
Emerg. & Dev. Asia	505	8,466.2	2,047.4	2,023.9	1,896.9	2,182.3	1,925.2	11,630.4	3,106.4	2,727.5	2,833.9	2,734.5	3,036.0
American Samoa	859	0.0	0.0	....	0.0	....	....	0.0	....	....	0.0	....	0.0
Bangladesh	513	47.6	10.5	12.5	11.0	14.5	14.6	425.5	119.5	87.9	115.6	108.9	136.3
Bhutan	514	2.2	0.3	0.2	0.4	1.5	0.1	0.0	....	0.0	0.0	....	....
Brunei Darussalam	516	2.7	0.3	0.7	0.5	1.7	0.9	0.1	0.0	0.0	0.0	0.0	0.1
Cambodia	522	7.6	2.5	2.3	0.9	1.0	1.3	69.8	19.3	15.7	19.5	17.9	20.9
China,P.R.: Mainland	924	5,358.1	1,326.3	1,309.9	1,223.6	1,467.2	1,235.0	8,229.4	2,234.6	1,949.1	2,005.3	1,843.4	2,147.8
Fiji	819	6.0	0.1	5.9	0.2	0.1	0.1	0.2	0.0	0.0	0.1	0.0	0.0
F.T. French Polynesia	887	1.0	0.1	0.5	0.2	1.7	0.1	0.1	0.0	0.0	0.0	0.0	0.0
F.T. New Caledonia	839	6.6	0.8	3.6	0.4	0.5	0.3	0.1	0.0	0.0	0.0	0.0	0.0
Guam	829	0.3	0.0	0.0	0.0	0.1	0.0	....	....	....	0.0	0.0	0.0
India	534	1,297.4	306.2	300.8	245.2	267.8	250.6	713.8	178.3	161.9	186.8	176.2	183.4
Indonesia	536	349.4	73.3	78.8	85.0	86.2	87.1	188.6	46.0	46.9	43.4	51.3	42.5
Kiribati	826	0.0	....	....	0.0	0.1	....	0.0	0.0	0.0	0.0	0.0	0.0
Lao People's Dem.Rep	544	0.5	0.1	0.1	0.0	0.0	0.1	21.7	5.8	5.9	4.3	4.3	4.8
Malaysia	548	323.4	77.7	78.6	74.0	101.6	76.7	430.9	98.8	112.2	92.8	89.8	89.9
Maldives	556	2.5	0.6	0.7	0.3	1.3	1.6	0.0	0.0	0.0	0.0	0.0	0.0

# Sweden (144)

In Millions of U.S. Dollars

		Exports (FOB)						Imports (CIF)					
		2015	2015Q3	2015Q4	2016Q1	2016Q2	2016Q3	2015	2015Q3	2015Q4	2016Q1	2016Q2	2016Q3
Marshall Islands	867	0.0	....	0.0	0.0	0.0	0.0	0.0	....	....	....	0.0	0.0
Micronesia	868	0.0	....	0.0	....	....	....	0.0	0.0	....	....	....	....
Mongolia	948	13.6	4.8	2.2	2.5	3.5	8.6	0.6	0.2	0.2	0.1	0.0	0.1
Myanmar	518	28.9	3.0	3.1	5.3	3.4	3.0	7.0	2.2	2.0	3.1	3.2	5.0
Nauru	836	....	....	....	....	....	....	0.0	....	0.0	....	0.0	0.0
Nepal	558	13.5	5.7	3.7	0.3	0.3	0.2	1.5	0.5	0.3	0.2	0.4	0.3
Palau	565	0.1	....	0.0	....	....	....	0.0	....	0.0	....	....	....
Papua New Guinea	853	6.1	2.4	0.5	0.7	0.6	0.5	0.3	0.0	0.0	0.0	0.0	2.5
Philippines	566	155.9	44.5	33.4	30.6	31.5	33.9	47.8	8.9	17.7	8.9	10.8	9.6
Samoa	862	0.3	0.0	0.0	0.4	0.0	....	....	....	....	0.0	0.1	....
Solomon Islands	813	0.4	0.2	0.0	0.2	0.1	....	0.2	....	....	....	....	....
Sri Lanka	524	40.5	8.9	9.9	8.4	11.0	10.2	62.4	14.6	16.2	15.0	16.4	15.9
Thailand	578	642.8	130.5	129.6	162.4	154.4	156.1	486.3	131.6	116.0	111.4	127.1	119.8
Timor-Leste	537	0.1	0.0	0.0	0.0	0.0	1.2	....	....	....	....	....	0.0
Tonga	866	0.0	0.0	0.0	0.0	....	0.0	0.0	0.0	0.0	0.0	....	0.0
Tuvalu	869	....	....	....	0.0	....	0.0	0.0	....	0.0	0.0	0.0	0.0
Vanuatu	846	0.2	0.1	0.1	0.0	0.0	0.0	0.1	....	0.0	0.0	0.1	0.0
Vietnam	582	157.9	48.6	46.8	43.8	32.1	42.8	943.8	245.9	195.3	227.3	284.4	257.0
Asia n.s.	598	0.6	0.1	0.1	0.6	0.1	0.1	0.3	0.1	0.1	0.1	0.2	0.1
<b>Europe</b>	170	<b>9,765.8</b>	<b>2,433.0</b>	<b>2,454.6</b>	<b>2,396.8</b>	<b>2,541.3</b>	<b>2,428.3</b>	<b>12,667.5</b>	<b>3,070.6</b>	<b>3,209.6</b>	<b>2,781.4</b>	<b>3,125.8</b>	<b>3,114.5</b>
<b>Emerg. &amp; Dev. Europe</b>	903	<b>7,464.9</b>	<b>1,742.5</b>	<b>1,940.3</b>	<b>1,866.9</b>	<b>1,936.8</b>	<b>1,795.7</b>	<b>7,851.8</b>	<b>1,913.3</b>	<b>2,096.8</b>	<b>1,967.3</b>	<b>2,162.6</b>	<b>2,048.0</b>
Albania	914	8.0	1.6	1.4	1.2	4.4	1.8	1.1	0.3	0.4	0.3	0.8	2.1
Bosnia and Herzegovina	963	34.2	9.4	8.9	7.1	8.2	8.4	43.7	11.1	11.3	11.5	12.2	13.1
Bulgaria	918	130.9	32.1	33.2	33.3	35.5	34.8	142.9	33.4	39.4	34.7	45.3	43.0
Croatia	960	87.9	21.0	22.4	27.1	30.0	29.6	48.1	13.1	14.7	10.1	37.7	16.9
Faroe Islands	816	30.4	9.7	6.3	5.4	5.9	8.1	2.9	0.4	0.2	0.6	0.5	0.8
Gibraltar	823	168.5	19.3	28.2	47.3	5.6	28.1	0.3	0.2	0.0	0.0	0.0	0.0
Hungary	944	647.2	147.6	159.6	144.8	161.8	159.0	1,062.9	247.8	315.9	286.8	295.4	265.7
Kosovo	967	2.0	0.5	0.4	0.9	0.5	0.8	1.3	0.2	0.5	0.3	0.3	0.4
Macedonia, FYR	962	13.1	3.8	3.8	2.0	3.8	2.1	13.2	3.4	3.6	8.3	4.3	4.0
Montenegro	943	7.2	4.0	1.1	1.1	2.1	0.7	2.5	0.7	0.7	0.7	0.8	0.5
Poland	964	4,314.0	1,048.9	1,134.0	1,119.6	1,179.3	1,104.3	4,769.2	1,164.5	1,283.1	1,166.7	1,299.7	1,277.7
Romania	968	332.9	80.6	95.1	75.5	94.6	85.3	447.5	109.6	110.3	112.6	125.5	105.9
Serbia, Republic of	942	127.5	33.3	29.1	28.0	31.0	30.8	65.2	14.4	16.5	18.3	21.0	19.1
Turkey	186	1,561.2	330.8	416.9	373.4	374.1	302.1	1,251.0	314.2	300.4	316.6	319.3	298.8
<b>CIS</b>	901	<b>2,299.8</b>	<b>690.2</b>	<b>514.1</b>	<b>529.7</b>	<b>604.3</b>	<b>632.3</b>	<b>4,815.7</b>	<b>1,157.3</b>	<b>1,112.8</b>	<b>814.1</b>	<b>963.2</b>	<b>1,066.5</b>
Armenia	911	11.9	2.9	3.6	1.2	2.7	1.8	0.5	0.1	0.1	0.1	0.1	0.1
Azerbaijan, Rep. of	912	70.3	41.0	4.7	4.2	5.2	3.2	0.7	0.5	0.1	0.2	0.2	0.0
Belarus	913	56.5	17.1	14.1	8.2	7.9	11.7	53.1	12.5	12.6	12.7	9.4	10.9
Georgia	915	23.0	2.0	1.9	1.9	11.6	2.2	0.1	0.0	0.0	0.1	0.0	0.0
Kazakhstan	916	84.1	16.8	23.6	22.3	21.7	83.2	29.4	9.5	5.0	4.5	7.5	8.7
Kyrgyz Republic	917	3.2	1.2	0.4	1.6	1.1	0.1	0.3	0.0	0.0	0.1	0.1	0.1
Moldova	921	9.4	1.5	2.0	2.5	2.8	3.2	3.5	0.4	1.1	0.3	0.4	0.7
Russian Federation	922	1,745.1	509.5	393.1	367.8	445.7	432.3	4,661.6	1,119.6	1,075.7	778.8	929.8	1,023.8
Tajikistan	923	2.3	0.5	0.3	0.1	0.1	0.4	0.0	0.0	0.0	0.0	0.0	0.0
Turkmenistan	925	19.0	1.4	13.9	30.8	10.3	2.8	0.0	0.0	0.0	0.0	0.0	0.0
Ukraine	926	256.8	94.9	52.4	84.1	88.9	87.0	65.6	14.8	18.1	17.4	15.7	22.1
Uzbekistan	927	18.3	1.4	4.1	5.0	6.3	4.4	0.9	0.0	0.0	0.0	0.0	0.0
Europe n.s.	884	1.2	0.3	0.2	0.2	0.3	0.3	0.1	0.0	0.0	0.0	0.0	0.0
<b>Mid East, N Africa, Pak</b>	440	<b>5,298.4</b>	<b>1,220.6</b>	<b>1,308.8</b>	<b>1,222.8</b>	<b>1,257.5</b>	<b>1,072.5</b>	<b>667.8</b>	<b>177.3</b>	<b>201.8</b>	<b>149.8</b>	<b>154.3</b>	<b>166.2</b>
Afghanistan, I.R. of	512	16.9	7.5	1.5	5.0	1.7	0.7	0.6	0.0	0.5	0.1	0.0	0.0
Algeria	612	477.0	100.0	110.7	71.2	98.8	93.6	7.3	0.1	1.5	0.1	1.6	0.9
Bahrain, Kingdom of	419	25.0	5.1	8.0	4.2	5.9	2.4	1.0	0.4	0.2	0.2	0.2	0.2
Djibouti	611	5.9	1.7	0.6	3.6	1.9	1.0	0.0	0.0	0.0	0.0	0.0	0.0
Egypt	469	730.6	112.7	195.8	212.2	196.1	148.2	32.9	9.7	5.8	8.2	9.1	8.3
Iran, I.R. of	429	304.7	56.0	39.1	66.3	60.5	48.1	10.5	2.0	3.8	3.4	3.0	2.6
Iraq	433	243.3	101.8	51.0	169.0	34.8	20.1	0.5	0.1	0.2	2.0	0.2	31.8
Jordan	439	70.0	16.4	13.4	12.6	16.5	12.8	7.2	1.3	2.1	1.3	2.0	1.1
Kuwait	443	94.8	16.0	21.4	12.1	19.0	12.0	0.6	0.1	0.1	0.0	0.1	0.1
Lebanon	446	67.7	14.4	16.3	22.2	26.5	23.8	15.9	3.3	4.9	4.8	6.2	3.6



# Sweden (144)

In Millions of U.S. Dollars

		Exports (FOB)						Imports (CIF)					
		2015	2015Q3	2015Q4	2016Q1	2016Q2	2016Q3	2015	2015Q3	2015Q4	2016Q1	2016Q2	2016Q3
Libya	672	22.1	8.2	1.2	5.4	9.2	10.1	0.0	0.0	0.0	1.0	1.1	0.0
Mauritania	682	5.9	1.1	0.4	4.9	8.7	20.1	0.1	0.0	0.0	0.0	0.0	0.0
Morocco	686	325.9	77.0	81.9	85.5	115.7	89.0	88.5	18.5	31.6	28.7	22.6	20.5
Oman	449	214.4	52.7	46.4	32.8	38.8	27.9	1.3	0.2	0.1	0.2	0.5	0.1
Pakistan	564	233.2	46.5	70.2	52.8	52.6	49.2	139.2	34.8	33.5	40.0	34.2	44.4
Qatar	453	212.9	65.0	46.1	38.4	42.6	42.4	166.4	63.5	48.0	2.0	27.4	23.0
Saudi Arabia	456	1,243.5	315.5	299.9	238.3	284.7	276.8	125.6	22.1	55.2	45.7	21.3	18.8
Somalia	726	1.7	0.9	0.2	0.3	0.3	0.7	0.0	0.0	0.0	0.0	0.0	0.0
Sudan	732	78.4	16.2	10.5	9.8	15.3	4.2	0.2	0.0	0.0	0.4	0.3	0.2
Syrian Arab Republic	463	13.2	1.4	5.2	3.3	10.7	2.2	1.5	0.3	0.6	0.4	1.2	0.8
Tunisia	744	91.6	21.9	34.1	19.1	25.9	20.2	13.2	2.6	3.6	4.4	17.2	4.9
United Arab Emirates	466	805.7	181.2	252.8	149.2	186.8	159.6	54.6	18.3	10.1	6.8	5.9	4.9
West Bank and Gaza	487	2.3	0.4	1.1	1.2	0.2	0.3	0.2	0.0	0.1	0.1	0.1	0.0
Yemen, Republic of	474	11.8	1.2	0.9	3.3	4.3	7.0	0.4	0.0	0.0	0.0	0.0	0.0
<b>Sub-Saharan Africa</b>	<b>603</b>	<b>1,997.9</b>	<b>425.1</b>	<b>478.6</b>	<b>437.7</b>	<b>374.6</b>	<b>354.1</b>	<b>1,109.0</b>	<b>137.8</b>	<b>342.9</b>	<b>215.9</b>	<b>166.2</b>	<b>235.4</b>
Angola	614	47.0	18.1	8.0	2.7	3.5	2.3	1.5	0.2	0.3	0.0	0.9	0.0
Benin	638	11.4	1.0	5.3	1.1	1.5	8.4	0.0	0.0	0.0	0.1	0.0	0.1
Botswana	616	3.9	0.6	1.0	1.0	2.3	1.5	0.0	0.0	0.0	0.0	0.0	0.0
Burkina Faso	748	21.2	8.8	3.6	4.1	7.7	4.6	0.0	0.0	0.0	0.0	....	0.0
Burundi	618	0.2	0.0	0.0	0.0	0.1	0.0	9.2	0.8	2.7	1.6	1.4	1.2
Cabo Verde	624	0.8	0.1	0.3	0.5	0.4	0.2	0.0	0.0	0.0	0.1	0.2	....
Cameroon	622	24.4	3.8	8.4	5.0	2.8	1.9	21.6	0.1	6.2	0.1	0.0	0.0
Central African Rep.	626	0.9	0.0	0.3	0.0	2.0	0.2	0.0	0.0	0.0	....	0.0	0.0
Chad	628	5.9	0.2	0.2	0.2	0.1	0.0	0.0	....	....	0.0	....	0.0
Comoros	632	0.2	0.0	0.0	0.0	0.0	0.0	0.0	....	....	....	....	0.2
Congo, Dem. Rep. of	636	16.2	4.6	3.0	1.9	0.7	1.9	0.5	0.2	0.2	0.0	0.4	0.0
Congo, Republic of	634	6.3	0.9	3.2	0.7	1.2	2.6	0.8	0.0	0.0	2.0	0.2	2.1
Côte d'Ivoire	662	41.3	5.8	25.0	9.2	3.0	5.1	0.9	0.2	0.2	0.0	0.3	45.5
Equatorial Guinea	642	0.6	0.1	0.0	0.0	3.3	0.1	0.0	....	0.0	....	0.0	0.0
Eritrea	643	4.5	1.5	0.3	0.3	0.8	0.3	0.0	0.0	0.0	0.0	0.0	0.0
Ethiopia	644	159.5	11.1	13.6	17.2	8.4	13.0	16.7	3.3	4.2	4.7	3.0	4.7
Gabon	646	13.9	2.1	1.3	1.3	0.3	1.3	1.4	0.0	0.0	0.0	0.0	....
Gambia, The	648	3.8	0.9	1.2	0.8	1.0	1.4	0.0	0.0	0.0	0.0	0.0	0.0
Ghana	652	127.5	29.6	41.0	22.5	31.4	36.6	10.2	2.0	1.7	1.4	0.4	0.4
Guinea	656	8.2	2.8	1.1	1.0	1.5	1.7	0.5	0.1	0.1	0.0	0.0	0.0
Guinea-Bissau	654	2.6	1.0	0.3	1.6	0.0	0.0	0.0	0.0	....	....	0.0	0.0
Kenya	664	50.8	10.8	11.7	13.3	11.4	11.0	34.7	7.3	9.5	5.2	7.4	12.4
Lesotho	666	0.0	....	0.0	....	0.0	0.0	0.1	0.0	0.1	....	0.2	0.0
Liberia	668	5.5	2.7	1.5	0.6	6.6	3.8	0.2	0.0	0.0	....	0.0	0.0
Madagascar	674	12.0	6.4	1.1	0.4	2.9	1.3	42.7	8.5	11.3	10.9	8.3	7.9
Malawi	676	1.9	0.5	0.3	1.0	0.0	0.4	1.8	0.7	0.5	0.4	0.2	0.6
Mali	678	9.9	2.7	2.4	5.3	3.6	1.2	0.2	0.0	0.2	0.0	0.2	0.1
Mauritius	684	5.0	1.4	1.4	1.0	1.5	1.3	6.8	2.1	1.3	2.2	1.6	2.1
Mozambique	688	12.9	4.2	3.3	1.0	0.9	2.1	0.8	0.4	0.1	0.2	0.2	0.2
Namibia	728	27.5	2.4	16.8	0.4	0.4	2.2	1.3	0.1	0.3	0.4	0.4	0.1
Niger	692	7.7	1.6	2.6	2.7	1.0	0.5	0.1	0.0	0.1	0.0	0.2	0.0
Nigeria	694	249.1	38.9	83.4	61.9	42.1	40.5	736.0	51.2	262.6	143.3	93.3	97.6
Rwanda	714	7.1	2.5	1.1	1.2	6.0	2.1	2.9	1.7	0.1	0.9	1.3	0.7
São Tomé & Príncipe	716	0.0	0.0	....	0.0	0.0	0.0	0.0	....	0.0	0.0	....	0.0
Senegal	722	18.2	3.3	3.8	7.2	9.2	4.0	1.0	0.3	0.1	0.1	2.5	0.0
Seychelles	718	3.7	1.3	0.6	0.9	1.6	0.7	0.0	0.0	0.0	0.0	0.1	0.0
Sierra Leone	724	5.7	2.6	0.9	0.4	0.4	0.4	1.0	0.9	0.0	0.0	0.0	0.0
South Africa	199	896.0	215.8	175.5	227.1	171.5	165.6	196.3	54.9	38.2	35.4	38.5	54.5
South Sudan, Rep. of	733	1.9	....	0.4	0.4	....	0.0	0.0	0.0	0.0	0.0	....	0.0
Swaziland	734	0.5	0.2	0.2	0.0	0.0	0.0	0.0	0.0	0.0	0.0	0.0	0.0
Tanzania	738	88.4	18.6	32.1	26.1	21.9	19.7	6.4	0.7	0.6	1.9	2.8	1.4
Togo	742	7.7	0.6	5.6	0.3	4.2	0.3	0.5	0.1	0.3	0.1	0.0	0.2
Uganda	746	12.1	1.8	2.1	2.1	2.0	2.3	7.3	0.6	1.1	1.8	1.2	2.8
Zambia	754	58.4	11.8	12.9	10.0	13.0	8.8	3.9	0.8	0.9	3.0	0.5	0.0
Zimbabwe	698	15.5	2.1	1.6	3.2	2.3	2.8	1.4	0.5	0.1	0.0	0.2	0.3

# Sweden (144)

In Millions of U.S. Dollars

		Exports (FOB)						Imports (CIF)					
		2015	2015Q3	2015Q4	2016Q1	2016Q2	2016Q3	2015	2015Q3	2015Q4	2016Q1	2016Q2	2016Q3
Africa n.s.	799	0.0	0.0	....	....	0.0	0.0	0.0	0.0	0.0	0.0	....	....
<b>Western Hemisphere</b>	<b>205</b>	<b>2,926.2</b>	<b>743.1</b>	<b>697.7</b>	<b>627.8</b>	<b>778.5</b>	<b>706.6</b>	<b>1,756.2</b>	<b>444.4</b>	<b>393.7</b>	<b>340.8</b>	<b>390.0</b>	<b>387.7</b>
Anguilla	312	0.1	0.0	0.0	0.0	0.0	0.0	....	....	....	0.0	....	0.0
Antigua and Barbuda	311	4.2	0.7	0.9	0.1	0.3	0.1	0.0	....	0.0	0.0	0.0	0.0
Argentina	213	244.6	68.5	68.8	70.5	52.6	70.2	69.8	20.6	21.2	11.3	18.6	15.1
Aruba	314	1.4	0.7	0.3	0.2	0.1	0.2	0.0	0.0	0.0	0.0	0.0	0.1
Bahamas, The	313	9.4	0.6	0.8	19.3	38.5	1.9	0.1	0.0	0.1	0.0	0.2	0.0
Barbados	316	13.6	3.7	3.0	1.4	4.0	3.3	0.1	0.1	0.0	0.1	0.0	0.3
Belize	339	0.5	0.0	0.1	0.0	0.1	0.1	0.2	0.0	0.1	0.0	0.0	0.1
Bermuda	319	0.8	0.2	0.5	0.2	0.3	0.2	2.1	0.4	1.7	0.0	0.0	0.0
Bolivia	218	52.9	11.9	9.0	6.4	6.8	4.9	2.8	0.4	0.4	0.2	0.2	0.7
Brazil	223	865.2	213.6	169.1	152.8	209.8	184.1	625.4	137.7	151.5	125.1	152.1	126.6
Chile	228	323.3	80.4	84.5	67.5	62.9	73.6	168.1	48.9	16.4	15.4	34.9	50.8
Colombia	233	101.0	29.0	23.2	19.7	19.2	19.6	49.0	13.2	10.2	14.9	12.0	10.0
Costa Rica	238	26.6	6.8	6.5	6.4	9.2	6.7	30.8	6.5	7.5	8.7	9.4	7.6
Curacao	354	1.7	0.6	0.5	0.2	0.3	0.2	0.0	0.0	0.0	0.0	....	0.0
Dominica	321	0.9	0.2	0.2	0.1	0.4	0.6	0.1	0.0	0.0	0.0	0.0	0.0
Dominican Republic	243	31.4	9.0	9.7	12.1	9.5	12.3	38.5	10.5	8.4	12.6	18.6	16.6
Ecuador	248	39.7	8.2	10.0	7.3	5.2	9.1	49.5	10.8	12.7	12.9	10.4	8.9
El Salvador	253	25.0	5.0	6.2	5.9	3.7	2.4	5.1	0.6	0.1	0.2	0.2	0.0
Falkland Islands	323	0.0	0.0	0.0	0.0	0.0	0.0	....	....	....	....	0.0	0.0
Greenland	326	93.5	31.6	17.5	2.0	30.4	27.9	0.1	0.0	0.0	0.0	0.0	0.0
Grenada	328	1.7	0.1	0.2	0.1	0.4	0.4	0.0	....	....	0.0	0.0	0.0
Guatemala	258	37.3	10.2	7.3	7.5	5.7	5.7	5.0	2.1	0.4	0.5	0.9	1.9
Guyana	336	8.6	3.6	0.8	1.3	1.3	0.6	0.0	0.0	0.0	0.0	0.0	0.0
Haiti	263	4.2	0.1	0.9	3.9	0.4	1.2	0.2	0.0	0.1	0.0	0.0	0.0
Honduras	268	10.5	2.1	3.3	11.7	3.9	3.8	32.6	8.2	0.4	9.1	16.9	7.1
Jamaica	343	9.8	2.7	1.2	1.9	1.0	6.3	1.1	0.4	0.2	0.1	7.0	0.2
Mexico	273	685.2	173.5	196.8	139.4	214.8	171.3	141.2	37.6	42.2	35.3	33.4	25.8
Montserrat	351	0.1	0.0	....	....	....	0.3	0.0	0.0	....	....	0.0	....
Nicaragua	278	13.9	2.9	3.7	5.1	7.0	3.0	10.1	3.5	0.7	1.3	3.3	2.6
Panama	283	45.5	12.2	8.9	9.6	7.7	9.8	19.6	5.6	2.4	1.3	0.7	1.0
Paraguay	288	7.6	1.3	3.9	1.7	2.5	2.2	7.9	0.6	3.1	0.2	2.7	1.8
Peru	293	174.2	39.0	45.6	54.1	55.9	44.9	136.1	58.9	48.9	19.6	7.1	20.8
Sint Maarten	352	0.5	0.1	0.1	0.2	0.0	0.1	0.0	0.0	0.0	0.0	....	0.0
St. Kitts and Nevis	361	1.0	0.1	0.2	0.2	0.1	7.5	0.1	0.0	0.0	....	....	0.1
St. Lucia	362	0.4	0.0	0.1	0.1	0.5	0.3	0.0	0.0	0.0	0.0	0.0	0.0
St. Vincent & Grens.	364	0.1	0.0	0.0	0.0	0.5	0.2	0.0	0.0	0.0	0.0	0.0	0.0
Suriname	366	1.1	0.3	0.2	2.4	0.1	0.8	0.0	0.0	0.0	0.0	0.2	0.0
Trinidad and Tobago	369	16.5	4.1	4.7	2.8	3.8	3.5	0.1	0.0	0.0	1.5	0.0	0.0
Uruguay	298	44.7	8.4	7.7	9.5	8.5	7.9	7.5	1.9	2.1	1.7	2.5	1.9
Venezuela, Rep. Bol.	299	12.8	2.2	1.3	3.6	1.5	16.1	351.2	75.0	62.1	68.0	58.3	87.2
Western Hem. n.s.	399	14.5	9.5	0.2	0.4	9.3	3.4	1.8	1.1	0.6	0.6	0.3	0.3
<b>Other Countries n.i.e</b>	<b>910</b>	<b>37.9</b>	<b>7.7</b>	<b>12.9</b>	<b>11.2</b>	<b>3.1</b>	<b>4.4</b>	<b>4.0</b>	<b>1.2</b>	<b>1.3</b>	<b>0.6</b>	<b>0.8</b>	<b>1.3</b>
Cuba	928	37.8	7.7	12.9	11.2	3.0	4.4	3.8	1.2	1.2	0.6	0.8	1.2
Korea, Dem. People's Rep.	954	0.1	0.0	0.0	0.0	0.0	0.0	0.2	0.0	0.1	0.0	0.1	0.1
<b>Special Categories</b>	<b>899</b>	<b>701.0</b>	<b>201.3</b>	<b>147.9</b>	<b>125.1</b>	<b>145.9</b>	<b>167.5</b>	<b>....</b>	<b>....</b>	<b>....</b>	<b>34.1</b>	<b>7.0</b>	<b>23.6</b>
<b>Countries &amp; Areas n.s.</b>	<b>898</b>	<b>57.0</b>	<b>13.7</b>	<b>7.5</b>	<b>5.3</b>	<b>3.8</b>	<b>45.8</b>	<b>0.2</b>	<b>0.1</b>	<b>0.1</b>	<b>0.1</b>	<b>1.0</b>	<b>0.3</b>
<b>Memorandum Items</b>													
Africa	605	2,982.5	643.8	716.7	631.8	641.1	583.0	1,218.2	159.0	379.6	249.4	207.9	261.8
Middle East	405	4,061.8	947.9	998.7	970.5	936.6	793.7	418.8	121.3	131.0	76.2	78.3	95.3
European Union	998	81,517.3	19,275.6	20,802.5	20,196.3	21,345.4	19,633.8	96,861.3	23,171.2	25,883.1	23,891.4	26,358.4	23,728.0
Export earnings: fuel	080	6,123.9	1,587.5	1,458.1	1,322.8	1,357.0	1,323.6	6,252.5	1,387.1	1,548.2	1,087.7	1,174.2	1,321.7
Export earnings: nonfuel	092	133,899.7	31,796.0	34,127.9	32,467.6	35,088.7	31,889.0	132,145.6	32,123.4	34,541.9	32,326.1	35,307.3	32,713.3

# Switzerland (146)

In Millions of U.S. Dollars

		Exports (FOB)						Imports (CIF)					
		2015	2015Q3	2015Q4	2016Q1	2016Q2	2016Q3	2015	2015Q3	2015Q4	2016Q1	2016Q2	2016Q3
IFS World		210,883.6	51,215.5	53,887.8	51,884.1	55,123.7	53,830.4	172,869.2	41,379.3	44,119.6	42,491.5	45,281.5	43,451.1
World	001	289,839.2	71,179.7	75,377.1	67,700.3	77,403.6	77,277.6	251,500.3	60,254.1	63,656.8	65,999.7	67,526.0	64,097.2
Advanced Economies	110	205,439.3	49,943.0	53,555.5	49,157.3	61,038.4	60,301.3	191,646.3	46,361.0	49,708.0	45,105.2	47,107.2	44,218.6
Euro Area	163	103,638.2	25,673.3	25,978.0	25,677.6	27,438.4	25,933.1	121,648.2	29,031.9	30,905.8	29,048.8	31,837.8	31,063.7
Austria	122	7,814.2	2,143.7	2,075.0	2,028.6	1,808.0	1,754.7	7,802.9	2,027.8	2,012.8	1,854.4	1,870.9	2,062.7
Belgium	124	5,821.3	1,467.6	1,472.1	1,448.4	1,714.4	1,482.3	4,778.4	1,164.6	1,200.4	1,137.3	1,363.5	1,301.6
Cyprus	423	58.0	14.6	14.2	19.1	16.0	19.7	18.5	4.0	8.5	2.9	7.0	2.4
Estonia	939	149.7	37.6	36.9	35.8	38.5	38.4	42.7	9.9	11.0	11.4	12.4	13.6
Finland	172	670.9	169.1	163.8	212.3	204.5	204.8	894.4	215.6	205.2	214.9	232.9	217.0
France	132	17,534.0	4,683.7	4,140.6	3,923.3	4,788.9	4,558.6	16,803.1	4,419.7	4,026.1	4,238.6	4,167.3	4,164.1
Germany	134	41,234.0	10,028.3	10,683.7	10,294.0	11,008.1	10,786.3	51,987.5	12,743.9	12,992.3	12,434.4	13,390.9	13,160.1
Greece	174	827.7	183.6	178.7	221.2	205.2	198.2	154.2	38.8	37.3	40.9	42.0	44.1
Ireland	178	1,008.0	190.8	242.4	255.0	229.7	358.7	7,280.0	829.2	2,370.3	1,229.7	1,914.7	2,278.8
Italy	136	15,513.9	3,607.8	3,844.2	3,869.5	3,943.1	3,326.8	19,480.7	4,634.2	4,909.6	4,635.9	5,273.0	4,909.7
Latvia	941	146.9	37.9	32.5	51.1	39.8	41.9	48.4	12.5	10.7	15.1	12.7	13.3
Lithuania	946	143.8	37.5	34.4	34.3	37.6	40.9	110.7	29.3	27.3	35.4	37.3	35.8
Luxembourg	137	258.5	59.9	86.6	39.7	145.3	66.5	231.8	50.1	52.0	66.8	62.3	71.9
Malta	181	55.2	14.9	15.4	11.4	11.4	11.1	16.1	3.7	4.5	4.0	6.4	3.7
Netherlands	138	5,002.9	1,185.1	1,231.5	1,332.1	1,301.5	1,226.3	5,163.8	1,231.1	1,234.2	1,300.2	1,329.4	1,177.2
Portugal	182	822.4	196.9	196.4	214.7	212.5	193.9	866.2	240.3	217.1	194.7	228.8	218.7
Slovak Republic	936	537.8	143.3	119.3	138.9	152.6	146.1	840.3	209.0	229.7	226.6	247.8	209.6
Slovenia	961	430.6	92.1	100.0	107.6	121.5	97.6	414.2	92.7	141.6	90.6	161.1	93.6
Spain	184	5,608.2	1,379.1	1,310.1	1,440.7	1,459.7	1,380.3	4,714.0	1,075.5	1,215.5	1,315.1	1,477.5	1,085.7
Australia	193	2,512.5	636.1	616.4	594.2	611.6	583.8	535.8	103.6	168.3	205.1	261.2	221.1
Canada	156	3,648.2	911.4	911.2	878.6	883.6	900.8	1,077.3	220.7	162.4	194.9	138.9	266.7
China,P.R.: Hong Kong	532	25,087.3	5,834.6	7,730.4	3,308.5	4,417.2	4,217.1	2,698.9	773.1	750.8	1,083.0	2,229.1	2,210.0
China,P.R.: Macao	546	52.0	19.3	9.7	6.6	6.9	9.4	8.0	1.8	2.5	2.4	1.9	1.1
Czech Republic	935	1,609.5	383.5	379.5	384.8	386.1	391.5	2,448.7	591.9	576.7	573.4	582.0	575.0
Denmark	128	890.1	207.9	224.5	219.7	216.0	267.3	774.9	193.1	180.6	177.7	203.3	184.5
Iceland	176	28.7	8.0	7.7	6.3	10.8	9.8	27.0	5.9	8.2	7.3	6.7	7.5
Israel	436	1,151.1	254.1	306.3	298.7	292.1	259.6	646.0	132.8	154.9	228.1	162.2	122.4
Japan	158	6,852.7	1,639.1	1,690.7	1,727.1	1,888.4	2,199.5	3,504.6	790.8	750.5	906.6	925.3	767.1
Korea, Republic of	542	2,987.6	695.3	714.9	674.8	735.5	796.0	668.9	163.6	177.1	204.6	252.5	173.7
New Zealand	196	190.5	47.3	43.0	46.2	54.1	50.0	98.8	30.3	23.1	17.9	32.3	25.3
Norway	142	817.6	170.8	207.1	175.3	209.5	179.9	353.3	85.8	91.3	82.2	108.0	105.5
Singapore	576	7,946.2	1,826.8	1,917.6	1,674.9	1,155.9	1,212.0	1,998.4	363.2	667.8	979.9	948.7	768.7
Sweden	144	1,536.4	372.7	381.2	389.7	374.3	348.1	1,662.6	419.1	364.4	372.7	389.8	282.8
Taiwan Prov.of China	528	1,980.1	495.5	459.8	479.6	410.6	510.0	1,027.1	260.0	241.6	264.5	271.0	259.8
United Kingdom	112	13,857.9	3,324.6	3,345.0	4,958.4	11,557.8	12,366.7	32,156.6	7,874.8	10,290.5	5,310.9	2,243.2	1,537.8
United States	111	30,652.6	7,442.5	8,632.3	7,656.3	10,389.5	10,066.5	20,311.1	5,318.5	4,191.5	5,445.2	6,513.0	5,645.9
<b>Emerg. &amp; Dev. Economies</b>	<b>200</b>	<b>84,372.5</b>	<b>21,229.2</b>	<b>21,813.3</b>	<b>18,538.1</b>	<b>16,361.0</b>	<b>16,970.1</b>	<b>59,821.5</b>	<b>13,884.0</b>	<b>13,940.1</b>	<b>20,887.9</b>	<b>20,410.8</b>	<b>19,869.3</b>
<b>Emerg. &amp; Dev. Asia</b>	<b>505</b>	<b>47,792.5</b>	<b>11,660.3</b>	<b>13,532.2</b>	<b>10,363.8</b>	<b>8,670.3</b>	<b>10,003.0</b>	<b>21,563.3</b>	<b>5,757.3</b>	<b>5,201.2</b>	<b>6,913.7</b>	<b>7,136.6</b>	<b>6,534.6</b>
American Samoa	859	1.9	.....	0.0	.....	.....	0.0	.....	.....	.....	.....	.....	.....
Bangladesh	513	164.1	41.0	39.8	37.0	43.9	39.5	365.4	101.9	84.3	103.6	102.8	121.7
Bhutan	514	2.3	0.6	1.1	0.0	0.1	0.4	0.1	0.0	0.1	.....	0.0	0.0
Brunei Darussalam	516	8.6	5.1	0.3	0.5	1.5	0.3	2.7	0.3	0.1	0.4	1.1	0.0
Cambodia	522	11.1	3.0	1.6	2.2	2.2	2.3	115.2	29.9	26.9	77.1	181.5	62.8
China,P.R.: Mainland	924	20,075.5	3,907.6	6,294.7	5,968.1	4,574.6	5,719.0	12,857.6	3,415.2	3,394.1	3,153.0	2,902.0	3,103.4
Fiji	819	3.9	1.2	1.0	1.0	0.9	0.8	0.1	0.0	0.0	0.0	0.0	0.0
F.T. French Polynesia	887	1.6	0.4	0.4	0.4	0.7	0.6	0.3	0.1	0.1	0.3	0.1	0.1
F.T. New Caledonia	839	2.6	0.5	1.1	0.8	0.8	0.7	0.1	0.0	.....	.....	.....	.....
Guam	829	7.6	1.8	2.5	2.0	1.8	3.3	0.3	0.0	0.3	0.0	.....	0.0
India	534	21,282.1	6,227.2	5,708.8	3,173.0	2,881.1	3,163.2	1,522.8	340.8	350.2	449.8	363.0	345.2
Indonesia	536	575.4	124.9	161.6	130.7	104.2	113.3	1,377.4	305.6	120.3	810.9	892.7	496.7
Kiribati	826	0.0	.....	.....	.....	0.0	.....	0.0	.....	.....	.....	.....	.....
Lao People's Dem.Rep	544	3.5	1.2	0.7	0.9	0.9	0.6	4.6	1.1	1.3	6.5	5.0	44.2
Malaysia	548	1,742.2	427.5	379.5	314.6	344.4	386.1	667.1	165.6	178.3	187.2	189.9	276.3
Maldives	556	4.7	1.2	1.2	0.9	1.4	0.9	6.7	1.5	2.0	1.9	1.7	1.0
Mongolia	948	6.6	1.6	1.3	2.0	1.6	3.3	400.6	143.7	122.1	59.6	207.9	123.2
Myanmar	518	23.1	4.5	5.9	5.9	8.3	5.7	47.6	8.5	33.0	8.3	5.8	11.0

# Switzerland (146)

In Millions of U.S. Dollars

		Exports (FOB)						Imports (CIF)					
		2015	2015Q3	2015Q4	2016Q1	2016Q2	2016Q3	2015	2015Q3	2015Q4	2016Q1	2016Q2	2016Q3
Nauru	836	0.0	0.0	....	....	....	....	....	....	....	....	....	....
Nepal	558	76.6	13.6	20.9	8.9	21.3	2.4	9.7	2.5	3.6	1.7	2.1	1.9
Papua New Guinea	853	1.4	0.5	0.4	0.2	0.1	1.0	1.8	0.8	0.7	0.6	0.8	0.8
Philippines	566	323.5	77.0	72.9	86.3	104.6	91.6	390.8	93.1	93.3	107.6	153.2	129.9
Samoa	862	0.1	0.0	0.0	0.0	0.0	....	0.0	0.0	0.0	0.0	0.0	0.0
Solomon Islands	813	0.3	0.0	0.0	0.0	0.0	0.4	10.4	3.0	2.2	2.8	2.1	3.0
Sri Lanka	524	141.0	27.7	28.6	44.8	56.2	59.4	171.4	39.4	47.9	41.2	39.5	40.8
Thailand	578	2,815.2	673.2	657.2	455.1	367.5	300.0	2,594.3	862.1	502.3	1,564.3	1,605.6	1,389.8
Timor-Leste	537	1.3	0.0	1.2	0.0	0.1	0.2	....	....	....	....	....	....
Tonga	866	0.0	....	....	0.1	0.1	0.0	0.0	0.0	....	....	....	....
Tuvalu	869	0.0	....	0.0	....	....	....	....	....	....	....	....	....
Vanuatu	846	0.1	0.0	0.0	0.0	0.0	0.0	0.0	....	0.0	....	....	....
Vietnam	582	514.2	117.1	149.6	127.7	151.8	108.0	1,015.5	242.0	237.5	336.9	479.6	382.8
Asia n.s.	598	1.9	1.7	0.0	0.8	0.1	0.0	0.6	0.0	0.5	....	0.0	....
<b>Europe</b>	<b>170</b>	<b>11,072.4</b>	<b>3,244.5</b>	<b>2,469.7</b>	<b>2,259.0</b>	<b>2,508.7</b>	<b>2,376.9</b>	<b>14,929.4</b>	<b>2,955.6</b>	<b>3,150.3</b>	<b>3,470.9</b>	<b>2,453.7</b>	<b>3,196.0</b>
<b>Emerg. &amp; Dev. Europe</b>	<b>903</b>	<b>7,608.6</b>	<b>2,234.8</b>	<b>1,633.1</b>	<b>1,688.2</b>	<b>1,694.8</b>	<b>1,663.9</b>	<b>10,265.2</b>	<b>1,979.6</b>	<b>1,994.1</b>	<b>2,698.4</b>	<b>1,584.3</b>	<b>1,656.1</b>
Albania	914	33.6	10.1	5.5	10.3	10.6	9.7	13.3	4.3	2.7	3.5	2.7	4.6
Bosnia and Herzegovina	963	55.8	14.0	14.8	13.4	16.1	13.8	82.8	23.1	21.9	20.9	20.1	24.1
Bulgaria	918	367.1	85.1	96.7	87.3	101.0	93.0	219.1	63.3	51.7	66.1	61.6	73.2
Croatia	960	215.5	50.2	54.3	65.3	77.9	53.7	175.8	37.8	39.2	41.3	38.2	63.2
Faroe Islands	816	0.5	0.1	0.2	0.2	0.1	0.0	2.6	0.6	0.9	0.4	0.7	1.2
Gibraltar	823	8.8	3.1	1.5	2.3	2.3	1.9	3.4	0.0	3.4	0.0	0.0	0.0
Hungary	944	1,122.0	277.9	243.9	229.7	231.1	241.8	1,122.1	283.8	256.8	267.8	266.9	275.0
Kosovo	967	25.5	6.9	7.3	6.5	9.3	6.8	11.1	2.7	3.2	3.8	5.4	3.7
Macedonia, FYR	962	43.0	9.2	11.8	10.2	11.9	9.0	68.5	18.1	16.5	18.0	14.7	18.1
Montenegro	943	8.7	2.8	2.1	4.8	2.6	2.5	6.0	1.2	1.6	0.6	0.9	1.2
Poland	964	2,186.6	552.5	510.9	588.3	548.5	534.1	1,789.9	445.9	462.3	501.4	476.8	450.7
Romania	968	690.9	150.3	168.1	204.0	175.1	164.4	580.4	166.8	140.4	144.2	147.8	160.3
Serbia, Republic of	942	261.5	63.4	43.2	41.2	44.9	45.5	100.7	26.0	26.5	27.1	30.7	33.3
Turkey	186	2,589.2	1,009.1	472.7	424.6	463.7	487.5	6,089.6	905.9	966.9	1,603.4	517.6	547.5
<b>CIS</b>	<b>901</b>	<b>3,458.2</b>	<b>1,008.1</b>	<b>835.1</b>	<b>569.4</b>	<b>812.3</b>	<b>710.4</b>	<b>4,663.6</b>	<b>975.9</b>	<b>1,155.9</b>	<b>772.4</b>	<b>869.4</b>	<b>1,523.9</b>
Armenia	911	34.3	8.7	9.4	4.7	9.4	6.3	3.3	0.8	0.7	0.8	1.0	2.6
Azerbaijan, Rep. of	912	174.3	60.2	34.7	25.0	21.0	16.5	220.9	39.4	31.4	22.0	25.1	28.0
Belarus	913	200.9	38.9	30.2	19.6	17.6	18.1	21.2	2.7	9.7	3.3	2.2	4.3
Georgia	915	37.6	10.6	9.1	9.3	13.2	7.8	3.1	1.0	0.7	0.7	5.5	21.2
Kazakhstan	916	170.9	31.6	56.8	23.6	44.9	32.4	196.5	68.0	55.4	8.8	76.3	93.3
Kyrgyz Republic	917	17.1	6.8	1.7	0.6	1.8	6.2	441.3	89.3	46.3	27.3	0.3	31.1
Moldova	921	23.8	4.1	5.6	2.4	3.6	3.8	15.0	3.9	3.5	4.5	2.8	4.6
Russian Federation	922	2,392.0	771.2	577.3	391.7	606.7	524.7	1,651.6	307.2	243.9	292.4	297.5	439.9
Tajikistan	923	47.2	1.5	5.2	2.6	1.1	1.5	141.3	63.7	21.9	25.1	39.0	10.9
Turkmenistan	925	17.1	4.0	4.6	4.0	5.8	5.7	0.7	0.3	0.1	0.1	0.1	0.2
Ukraine	926	265.8	57.9	68.8	59.1	65.6	65.7	112.3	33.7	21.4	32.1	26.8	26.3
Uzbekistan	927	77.1	12.6	31.6	26.7	21.4	21.7	1,856.5	366.1	721.0	355.3	392.6	861.5
Europe n.s.	884	5.6	1.7	1.6	1.4	1.6	2.5	0.6	0.0	0.3	0.1	0.1	16.1
<b>Mid East, N Africa, Pak</b>	<b>440</b>	<b>17,343.8</b>	<b>4,166.0</b>	<b>4,032.0</b>	<b>3,971.8</b>	<b>3,103.3</b>	<b>2,633.1</b>	<b>5,561.7</b>	<b>818.0</b>	<b>1,228.7</b>	<b>4,630.4</b>	<b>5,882.6</b>	<b>5,805.9</b>
Afghanistan, I.R. of	512	7.3	2.0	1.6	0.8	1.0	0.8	0.6	0.2	0.2	0.2	15.2	2.0
Algeria	612	376.0	119.3	81.7	91.6	100.2	78.1	3.6	1.1	0.7	0.3	1.0	0.4
Bahrain, Kingdom of	419	252.5	65.2	81.5	64.8	63.7	92.4	27.0	2.8	11.4	2.1	2.4	10.6
Djibouti	611	0.8	0.1	0.2	0.2	0.1	0.2	0.0	0.0	....	....	....	....
Egypt	469	929.2	226.6	163.8	265.4	231.1	201.2	79.4	13.8	15.0	96.6	172.8	126.0
Iran, I.R. of	429	954.1	135.3	129.2	111.8	99.9	115.4	20.3	4.6	6.3	6.8	5.2	5.1
Iraq	433	442.4	161.0	110.1	97.8	77.5	89.3	4.3	0.2	0.4	22.2	0.3	5.3
Jordan	439	730.8	266.5	165.9	117.7	79.5	100.0	9.6	5.2	1.4	1.2	2.0	3.7
Kuwait	443	464.5	87.4	143.7	88.7	144.0	91.5	56.8	4.3	30.0	4.1	32.4	2.0
Lebanon	446	675.9	155.7	146.3	156.2	150.7	123.3	228.1	41.2	30.2	50.7	54.3	48.6
Libya	672	106.8	28.2	40.3	45.6	35.5	70.7	88.1	0.3	0.1	0.0	7.1	17.6
Mauritania	682	5.1	0.8	1.1	0.8	1.3	1.1	253.3	55.6	55.6	71.9	37.0	42.6
Morocco	686	296.5	64.7	81.0	75.8	79.1	65.5	229.7	51.1	51.9	52.7	64.9	53.1
Oman	449	216.3	55.7	55.3	59.5	60.4	80.8	4.7	0.6	2.3	2.1	1.3	1.3
Pakistan	564	322.5	52.9	94.5	110.9	82.3	83.4	109.7	27.8	22.6	30.2	29.5	32.4

# Switzerland (146)

In Millions of U.S. Dollars

		Exports (FOB)						Imports (CIF)					
		2015	2015Q3	2015Q4	2016Q1	2016Q2	2016Q3	2015	2015Q3	2015Q4	2016Q1	2016Q2	2016Q3
Qatar	453	992.4	120.4	188.0	490.2	161.3	80.8	279.0	4.0	20.3	275.4	6.6	4.5
Saudi Arabia	456	4,952.5	1,308.6	976.6	1,015.3	624.5	434.3	135.3	28.4	70.7	101.5	92.1	108.9
Somalia	726	1.0	0.1	0.2	0.1	0.1	0.1	0.1	0.0	0.0	0.0	0.0	0.0
Sudan	732	81.5	20.5	16.3	13.7	35.7	10.5	9.7	2.2	2.8	0.6	0.5	2.4
Syrian Arab Republic	463	19.0	5.8	6.8	7.6	8.0	2.5	0.3	0.0	0.1	0.1	0.1	0.0
Tunisia	744	200.6	39.0	45.8	57.9	46.0	45.2	148.0	37.0	32.4	43.9	37.9	46.8
United Arab Emirates	466	5,278.7	1,244.5	1,490.5	1,090.3	1,009.8	860.3	3,873.8	537.4	874.1	3,867.7	5,319.8	5,292.5
West Bank and Gaza	487	24.6	4.3	7.8	4.7	7.0	3.2	0.2	0.0	0.0	0.0	0.2	0.0
Yemen, Republic of	474	12.9	1.5	4.1	4.6	4.6	2.8	0.1	0.0	....	0.0	0.0	0.0
<b>Sub-Saharan Africa</b>	<b>603</b>	<b>1,467.8</b>	<b>415.2</b>	<b>373.2</b>	<b>359.1</b>	<b>377.2</b>	<b>338.3</b>	<b>7,409.9</b>	<b>1,805.1</b>	<b>1,719.1</b>	<b>1,589.0</b>	<b>2,130.9</b>	<b>2,471.4</b>
Angola	614	23.0	6.5	3.2	3.4	3.0	6.5	0.2	0.0	0.1	0.0	0.0	0.0
Benin	638	22.5	4.8	3.7	1.8	2.1	1.3	41.7	2.1	0.1	0.1	0.1	0.1
Botswana	616	1.6	0.2	0.5	0.2	0.5	0.4	0.7	0.3	0.1	2.8	9.7	8.7
Burkina Faso	748	5.4	2.3	1.1	1.3	1.6	1.6	997.5	225.7	285.9	256.6	306.6	410.1
Burundi	618	0.7	0.6	0.0	0.7	0.0	0.5	0.1	0.0	0.0	0.0	0.0	0.0
Cabo Verde	624	2.7	0.1	0.6	0.2	0.4	0.1	0.0	0.0	....	....	....	....
Cameroon	622	11.9	2.9	2.9	3.4	5.9	3.2	3.8	0.8	0.9	0.6	7.3	0.7
Central African Rep.	626	1.8	0.0	0.2	0.4	0.0	0.1	0.1	0.0	0.0	0.0	0.0	0.0
Chad	628	4.4	0.7	0.6	0.6	0.7	0.5	0.1	0.0	0.0	....	0.0	0.0
Comoros	632	0.0	0.0	0.0	....	0.0	0.0	0.5	0.1	0.1	0.1	0.1	0.2
Congo, Dem. Rep. of	636	13.1	4.2	2.5	1.7	1.6	1.8	2.6	0.6	1.0	0.4	0.4	1.1
Congo, Republic of	634	12.4	7.2	1.6	1.7	0.8	2.0	1.6	0.5	0.3	0.5	0.7	0.5
Côte d'Ivoire	662	46.5	16.6	12.2	7.7	7.1	8.8	499.5	119.4	127.1	110.5	130.3	134.9
Equatorial Guinea	642	4.8	0.6	0.3	1.4	0.0	0.2	0.0	0.0	0.0	....	....	0.0
Eritrea	643	0.5	0.2	0.0	0.0	0.1	0.2	0.2	0.2	0.0	0.0	0.0	0.0
Ethiopia	644	47.6	15.0	17.6	14.5	14.0	17.0	464.9	89.5	100.6	35.3	51.1	100.0
Gabon	646	3.7	0.3	0.7	0.5	0.7	0.7	46.1	10.3	15.1	9.2	8.5	13.4
Gambia, The	648	3.4	0.6	1.5	0.4	0.5	0.7	0.0	0.0	0.0	....	....	....
Ghana	652	25.1	6.0	8.3	9.7	8.6	6.5	1,384.1	324.0	334.9	434.0	669.8	800.9
Guinea	656	4.4	0.8	1.0	2.3	1.3	1.2	28.7	20.6	7.9	32.6	63.7	48.7
Guinea-Bissau	654	0.3	0.1	0.1	0.0	0.1	0.1	0.0	....	....	....	....	....
Kenya	664	72.8	17.6	18.7	25.5	17.1	24.6	46.4	11.7	12.3	12.1	11.4	10.0
Lesotho	666	1.0	0.2	0.5	0.2	0.3	0.1	0.1	0.1	0.0	....	....	0.0
Liberia	668	46.1	28.9	3.7	7.8	3.5	3.7	19.8	8.3	11.2	23.2	11.4	32.4
Madagascar	674	5.1	0.7	1.8	1.0	1.7	1.2	21.3	5.8	6.5	8.5	6.6	7.7
Malawi	676	3.4	0.1	0.3	0.4	0.0	1.3	5.1	1.3	1.0	0.7	1.1	0.9
Mali	678	8.1	4.3	1.3	3.7	8.4	2.7	482.8	133.1	109.3	121.7	140.9	145.5
Mauritius	684	27.8	7.8	6.7	11.9	17.4	6.1	71.5	18.0	33.3	34.3	19.3	24.6
Mozambique	688	10.3	1.7	2.0	0.2	3.0	0.2	41.3	7.3	7.1	11.9	12.0	7.9
Namibia	728	6.1	1.2	0.6	0.3	0.2	0.4	0.8	0.1	0.2	0.6	0.0	0.1
Niger	692	21.5	5.0	4.3	2.2	2.1	2.0	28.7	5.7	9.0	6.2	7.2	5.6
Nigeria	694	189.0	47.3	65.0	37.4	42.1	37.3	479.9	128.6	125.0	78.5	81.3	95.0
Rwanda	714	7.3	1.3	2.8	4.5	3.1	0.9	1.2	0.0	1.1	1.0	0.0	0.0
São Tomé & Príncipe	716	0.2	0.0	0.1	0.0	0.1	0.1	0.4	0.2	0.0	0.2	....	0.1
Senegal	722	26.0	7.7	4.8	4.3	4.8	10.8	229.1	41.9	59.8	82.8	74.3	63.6
Seychelles	718	34.7	7.7	10.7	10.0	9.9	9.1	7.0	2.9	1.3	8.7	1.6	1.4
Sierra Leone	724	1.1	0.3	0.4	0.4	0.2	0.1	0.2	....	0.1	....	....	....
South Africa	199	701.8	197.9	169.8	185.9	193.4	170.1	2,264.6	573.0	410.0	205.8	259.3	312.3
Swaziland	734	4.4	1.0	1.4	0.8	1.1	1.0	0.5	0.1	0.1	0.1	0.2	0.3
Tanzania	738	19.4	4.0	6.4	2.0	5.6	2.5	156.6	67.3	54.2	107.6	252.5	239.8
Togo	742	19.2	4.1	5.6	3.9	4.0	3.6	66.2	0.2	0.3	0.3	0.2	0.2
Uganda	746	10.2	2.3	4.0	1.3	5.1	1.2	6.9	3.1	0.8	0.6	1.6	1.7
Zambia	754	5.3	1.1	0.4	2.0	3.8	2.3	3.2	1.3	1.1	0.2	0.3	1.8
Zimbabwe	698	11.3	3.2	3.3	1.5	1.0	3.8	3.9	1.1	1.0	1.1	0.7	0.9
Africa n.s.	799	0.0	0.0	....	....	....	....	0.0	....	0.0	0.1	0.7	....
<b>Western Hemisphere</b>	<b>205</b>	<b>6,696.0</b>	<b>1,743.2</b>	<b>1,406.1</b>	<b>1,584.3</b>	<b>1,701.5</b>	<b>1,618.7</b>	<b>10,357.3</b>	<b>2,548.0</b>	<b>2,640.7</b>	<b>4,283.9</b>	<b>2,806.9</b>	<b>1,861.3</b>
Antigua and Barbuda	311	2.5	0.4	1.0	0.6	0.5	0.3	0.1	0.0	0.1	0.1	....	....
Argentina	213	876.6	230.5	168.2	180.8	172.9	169.0	1,255.4	326.2	292.7	302.6	267.2	333.6
Aruba	314	13.8	2.6	4.8	2.3	1.6	2.2	0.4	0.1	0.2	0.0	0.0	0.0
Bahamas, The	313	90.0	2.6	4.9	3.7	7.0	20.6	60.7	0.3	0.1	0.0	0.4	0.1

# Switzerland (146)

In Millions of U.S. Dollars

		Exports (FOB)						Imports (CIF)					
		2015	2015Q3	2015Q4	2016Q1	2016Q2	2016Q3	2015	2015Q3	2015Q4	2016Q1	2016Q2	2016Q3
Barbados	316	6.1	0.7	2.8	1.4	1.0	0.8	1.1	0.5	0.5	0.1	0.3	0.2
Belize	339	3.1	0.7	0.5	1.5	0.2	0.5	0.5	0.1	0.1	0.1	0.3	0.4
Bermuda	319	19.4	7.1	0.5	0.6	1.9	1.4	0.6	0.0	0.6	0.0	0.0	0.0
Bolivia	218	15.4	3.2	3.1	7.0	14.4	8.7	17.5	3.7	3.5	3.1	1.8	2.7
Brazil	223	2,137.7	599.9	378.6	472.6	545.2	600.6	1,487.0	408.9	314.0	272.7	311.9	305.3
Chile	228	266.0	70.6	67.4	69.0	66.2	67.2	581.9	103.9	124.8	124.9	122.9	126.4
Colombia	233	451.1	124.9	91.6	134.0	132.0	113.5	598.6	150.1	152.5	120.2	128.4	122.8
Costa Rica	238	87.6	24.9	18.4	44.5	53.2	36.8	108.0	25.4	27.5	27.5	25.6	25.3
Dominica	321	0.2	0.0	0.1	0.0	0.0	0.1	0.0	....	0.0	....	....	....
Dominican Republic	243	25.4	7.9	4.4	5.4	6.8	7.3	79.9	19.3	20.3	73.1	84.3	119.0
Ecuador	248	107.8	22.9	28.6	35.5	37.6	32.7	119.2	23.7	27.2	23.8	21.0	23.3
El Salvador	253	19.0	3.8	7.6	3.4	4.0	3.3	1.9	0.3	0.5	0.5	0.6	0.4
Falkland Islands	323	0.1	0.0	0.0	0.0	....	....	0.0	....	0.0	....	....	....
Greenland	326	0.1	0.0	0.0	0.3	0.0	0.0	0.0	0.0	0.0	0.0	0.0	0.0
Grenada	328	0.2	0.0	0.1	0.1	0.2	0.0	1.5	1.4	0.0	0.0	0.1	0.0
Guatemala	258	29.1	9.4	7.6	6.7	6.2	11.9	48.8	11.6	10.9	10.9	11.7	12.2
Guyana	336	2.0	0.2	0.8	0.4	0.3	0.4	0.1	0.0	0.0	6.9	14.5	3.9
Haiti	263	3.2	0.3	1.0	1.6	0.2	0.3	3.3	1.0	0.4	1.7	1.0	1.0
Honduras	268	13.4	3.1	4.5	2.5	3.3	4.2	24.1	6.4	3.0	5.2	7.0	5.9
Jamaica	343	11.5	2.3	3.4	3.6	1.8	2.6	2.4	0.7	0.2	0.8	0.8	1.2
Mexico	273	1,502.9	391.4	352.1	351.8	378.4	333.5	1,755.9	450.8	430.3	202.4	240.6	183.8
Nicaragua	278	9.7	2.1	1.1	1.0	1.2	1.7	11.7	3.5	2.5	2.2	6.2	13.5
Panama	283	223.7	56.9	64.3	75.3	60.1	48.9	105.5	19.4	23.6	42.3	24.0	22.5
Paraguay	288	23.4	5.3	7.4	3.1	4.6	4.8	14.8	3.7	4.9	4.5	4.0	4.3
Peru	293	156.3	31.9	44.3	45.3	41.2	42.2	2,744.7	661.3	447.9	761.9	731.5	436.8
St. Kitts and Nevis	361	7.1	0.1	5.3	0.4	0.2	0.1	0.1	0.0	0.0	0.0	....	....
St. Lucia	362	3.6	0.4	1.4	1.2	0.5	0.8	0.1	0.0	0.0	0.0	0.0	0.0
St. Vincent & Grens.	364	10.6	0.1	3.9	0.1	17.0	0.0	0.9	....	0.7	....	2.2	1.0
Suriname	366	1.7	0.4	0.6	0.3	0.9	0.3	357.2	79.6	82.9	84.6	98.0	93.0
Trinidad and Tobago	369	6.9	1.6	1.9	2.6	2.4	3.4	1.6	0.2	0.1	0.1	0.2	0.2
Uruguay	298	253.6	56.1	54.5	67.2	57.9	68.0	101.6	25.4	23.4	20.0	15.5	19.5
Venezuela, Rep. Bol.	299	290.0	70.9	59.3	53.8	77.2	25.7	869.5	220.2	645.5	2,191.5	684.8	3.0
Western Hem. n.s.	399	25.3	7.7	10.1	4.6	3.1	4.8	0.8	0.1	0.1	0.0	0.0	0.1
<b>Other Countries n.i.e</b>	<b>910</b>	<b>27.4</b>	<b>7.6</b>	<b>8.3</b>	<b>4.9</b>	<b>3.7</b>	<b>6.3</b>	<b>32.4</b>	<b>9.1</b>	<b>8.7</b>	<b>6.7</b>	<b>8.1</b>	<b>9.3</b>
Cuba	928	22.1	7.5	7.7	4.8	3.7	3.9	32.4	9.1	8.7	6.7	8.1	9.3
Korea, Dem. People's Rep.	954	5.3	0.0	0.5	0.1	0.0	2.4	....	....	....	....	....	....
<b>Countries &amp; Areas n.s.</b>	<b>898</b>	<b>0.0</b>	<b>0.0</b>	<b>....</b>	<b>....</b>	<b>0.5</b>	<b>....</b>	<b>0.0</b>	<b>....</b>	<b>0.0</b>	<b>....</b>	<b>....</b>	<b>....</b>
<b>Memorandum Items</b>													
Africa	605	2,429.2	659.6	599.5	599.3	639.7	539.0	8,054.3	1,952.2	1,862.5	1,758.5	2,272.3	2,616.7
Middle East	405	16,052.6	3,866.7	3,709.7	3,620.0	2,757.5	2,348.3	4,807.1	642.9	1,062.4	4,430.5	5,696.5	5,626.1
European Union	998	126,114.2	31,077.9	31,382.3	32,804.9	41,106.1	40,393.8	162,578.2	39,108.5	43,268.5	36,504.3	36,247.5	34,666.2
Export earnings: fuel	080	17,921.7	4,485.4	4,231.7	3,882.7	3,372.3	2,807.0	8,699.7	1,536.2	2,316.4	7,032.7	6,794.9	6,270.5
Export earnings: nonfuel	092	271,917.5	66,694.3	71,145.4	63,817.6	74,031.3	74,470.6	242,800.5	58,717.9	61,340.4	58,967.1	60,731.1	57,826.7

# Syrian Arab Republic (463)

In Millions of U.S. Dollars

		Exports (FOB)						Imports (CIF)					
		2015	2015Q3	2015Q4	2016Q1	2016Q2	2016Q3	2015	2015Q3	2015Q4	2016Q1	2016Q2	2016Q3
IFS World		....	....	....	....	....	....	....	....	....	....	....	....
World	001	844.0	190.7	218.5	163.5	181.6	168.0	6,729.6	1,613.7	1,787.3	1,525.0	1,427.9	1,408.2
Advanced Economies	110	88.7	21.1	23.5	18.3	24.1	21.1	1,011.9	244.5	291.9	224.7	244.0	219.5
Euro Area	163	72.5	17.3	19.0	13.5	16.2	16.8	505.7	112.4	153.1	111.2	117.5	111.6
Austria	122	0.3	0.1 r	0.0 r	0.1 r	0.1 r	0.1 r	3.5	0.7 r	1.7 r	0.7 r	0.5 r	0.6 r
Belgium	124	1.7	0.2 r	0.1 r	0.4 r	0.3 r	0.4 r	15.1	4.2 r	3.0 r	3.3 r	3.6 r	2.3 r
Cyprus	423	2.1	0.4 r	0.9 r	0.5 r	0.4 r	0.4 r	0.4	0.1 r	0.1 r	0.0 r	0.0 r	0.0 r
Estonia	939	....	....	....	....	....	....	0.0	....	0.0 r	0.0 r	0.0 r	0.0 r
Finland	172	0.0	0.0 r	0.0 r	0.0 r	0.0 r	0.0 r	1.5	0.7 r	0.2 r	0.7 r	0.7 r	0.5 r
France	132	4.0	1.3 r	0.7 r	0.9 r	1.1 r	0.8 r	34.5	10.2 r	8.9 r	5.5 r	5.3 r	5.5 r
Germany	134	11.1	4.3 r	2.7 r	3.6 r	4.2 r	2.8 r	39.1	8.5 r	9.9 r	6.3 r	8.4 r	7.0 r
Greece	174	8.4	0.8 r	0.5 r	0.5 r	0.4 r	0.4 r	11.1	1.6 r	1.4 r	3.4 r	5.3 r	3.7 r
Ireland	178	0.0	0.0 r	0.0 r	0.0 r	0.0 r	0.0 r	6.1	1.6 r	1.7 r	0.7 r	2.5 r	2.2 r
Italy	136	24.8	5.2 r	3.8 r	2.9 r	2.0 r	1.6 r	101.7	15.6 r	48.2 r	12.4 r	14.1 r	11.2 r
Latvia	941	0.1	....	0.1 r	....	....	0.0 r	212.8	53.1 r	53.1 r	53.1 r	53.2 r	53.1 r
Lithuania	946	0.0	....	0.0 r	....	....	....	0.5	0.1 r	0.3 r	0.1 r	0.0 r	0.1 r
Luxembourg	137	0.0	0.0 r	....	....	....	....	1.0	0.0 r	0.1 r	0.0 r	0.0 r	0.1 r
Malta	181	0.0	....	0.0 r	0.0 r	....	....	0.0	....	....	....	....	....
Netherlands	138	6.0	2.3 r	1.4 r	1.8 r	1.6 r	1.3 r	34.3	5.4 r	15.0 r	8.1 r	7.6 r	4.9 r
Portugal	182	0.4	0.1 r	0.1 r	0.1 r	0.2 r	0.2 r	4.9	0.6 r	1.4 r	1.8 r	1.4 r	2.6 r
Slovak Republic	936	0.0	....	....	....	0.0 r	0.0 r	6.3	1.8 r	0.6 r	8.0 r	5.8 r	6.4 r
Slovenia	961	0.0	....	0.0 r	....	0.0 r	0.0 r	3.9	0.6 r	0.6 r	0.5 r	0.5 r	0.8 r
Spain	184	13.4	2.6 r	8.8 r	2.6 r	5.9 r	8.7 r	28.9	7.5 r	6.9 r	6.7 r	8.7 r	10.7 r
Australia	193	1.2	0.3 r	0.3 r	0.3 r	0.4 r	0.2 r	3.0	1.3 r	0.4 r	0.6 r	0.1 r	0.3 r
Canada	156	0.2	0.1 r	0.0 r	0.1 r	0.1 r	0.0 r	3.0	0.3 r	1.2 r	0.4 r	0.9 r	0.3 r
China,P.R.: Hong Kong	532	0.2	0.0 r	0.2 r	0.0 r	0.1 r	0.2 r	0.1	0.0 r	0.0 r	0.0 r	0.0 r	0.0 r
China,P.R.: Macao	546	0.0 e	0.0 e	....	....	....	....	....	....	....	....	....	....
Czech Republic	935	0.0	0.0 r	0.0 r	0.0 r	....	....	2.2	0.5 r	1.1 r	0.5 r	0.4 r	0.3 r
Denmark	128	0.1	0.0 r	0.0 r	0.0 r	0.0 r	0.0 r	10.9	4.5 r	2.4 r	1.1 r	1.9 r	1.2 r
Japan	158	0.4	0.1 r	0.1 r	0.1 r	0.1 r	0.1 r	5.2	1.4 r	0.8 r	1.6 r	0.9 r	0.9 r
Korea, Republic of	542	0.1	0.0 r	0.0 r	1.5 r	2.3 r	0.8 r	154.1	45.5 r	45.7 r	27.3 r	33.5 r	26.6 r
New Zealand	196	0.0	0.0 r	....	0.0 r	....	....	8.8	1.8 r	3.6 r	2.1 r	1.5 r	2.4 r
Norway	142	0.0	0.0 r	0.0 r	0.0 r	0.0 r	0.0 r	0.6	0.2 r	0.1 r	0.1 r	0.4 r	1.0 r
Singapore	576	0.1	0.0 r	0.0 r	0.0 r	0.0 r	0.0 r	2.1	0.4 r	0.6 r	0.3 r	0.4 r	0.7 r
Sweden	144	1.1	0.2 r	0.4 r	0.3 r	0.9 r	0.6 r	12.8	1.3 r	5.1 r	3.2 r	10.5 r	2.1 r
Switzerland	146	0.1	0.0 r	0.0 r	0.0 r	0.0 r	0.0 r	13.7	4.2 r	4.9 r	5.5 r	5.7 r	1.8 r
Taiwan Prov.of China	528	0.0	0.0 r	0.0 r	0.0 r	0.0 r	0.0 r	278.5	68.1 r	69.6 r	68.2 r	68.8 r	67.3 r
United Kingdom	112	6.9	1.8 r	1.5 r	1.1 r	2.2 r	1.2 r	7.3	1.3 r	2.7 r	1.5 r	0.9 r	1.8 r
United States	111	5.8	1.2 r	1.8 r	1.4 r	1.8 r	1.1 r	3.8	1.3 r	0.5 r	1.2 r	0.5 r	1.2 r
Emerg. & Dev. Economies	200	755.1	169.6	195.0	145.3	157.6	146.8	5,685.7	1,361.1	1,486.8	1,293.2	1,176.9	1,181.9
Emerg. & Dev. Asia	505	78.0	19.3	21.4	20.2	18.9	20.0	1,036.7	258.5	265.5	234.8	248.1	226.7
Bangladesh	513	0.3	0.1 r	0.1 r	0.1 r	0.1 r	0.1 r	1.3	0.1 r	0.1 r	0.2 r	0.2 r	0.2 r
Bhutan	514	0.0	0.0 r	0.0 r	0.0 r	0.0 r	0.0 r	....	....	....	....	....	....
Brunei Darussalam	516	0.0	0.0 r	0.0 r	0.0 r	0.0 r	0.0 r	....	....	....	....	....	....
Cambodia	522	....	....	....	....	....	....	0.0	0.0 r	0.0 r	0.0 r	0.0 r	0.0 r
China,P.R.: Mainland	924	71.7	17.6 r	19.5 r	18.0 r	17.6 r	17.9 r	714.9	175.8 r	192.3 r	158.1 r	184.7 r	161.3 r
F.T. French Polynesia	887	0.0 e	0.0 e	0.0 e	0.0 e	0.0 e	0.0 e	0.0	0.0 r	0.0 r	0.0 r	0.0 r	0.0 r
F.T. New Caledonia	839	0.0 e	0.0 e	0.0 e	0.0 e	0.0 e	0.0 e	....	....	....	....	....	....
India	534	4.8	1.3 r	1.4 r	1.5 r	0.6 r	1.3 r	132.6	33.8 r	25.9 r	37.2 r	23.7 r	26.0 r
Indonesia	536	0.6	0.2 r	0.3 r	0.3 r	0.4 r	0.3 r	29.9	4.9 r	9.8 r	4.8 r	4.4 r	4.3 r
Lao People's Dem.Rep	544	....	....	....	....	....	....	0.0	0.0 r	0.0 r	0.0 r	0.0 r	0.0 r
Malaysia	548	0.3	0.1 r	0.0 r	0.1 r	0.1 r	0.1 r	35.6	8.7 r	6.8 r	8.6 r	10.1 r	9.6 r
Mongolia	948	0.0	0.0 r	0.0 r	0.0 r	0.0 r	0.0 r	0.0	0.0 r	0.0 r	0.0 r	0.0 r	0.0 r
Myanmar	518	....	....	....	....	....	....	0.0	0.0 r	0.0 r	0.0 r	0.0 r	0.0 r
Nepal	558	....	....	....	....	....	....	0.0	0.0 r	0.0 r	0.0 r	0.0 r	0.0 r
Philippines	566	0.0	0.0 r	0.0 r	0.0 r	0.0 r	0.0 r	0.4	0.0 r	0.2 r	0.0 r	0.0 r	0.0 r
Sri Lanka	524	0.2	0.1 r	0.1 r	0.2 r	0.0 r	0.0 r	24.0	5.1 r	7.2 r	6.1 r	6.3 r	7.3 r
Thailand	578	0.0	0.0 r	0.0 r	0.0 r	0.1 r	0.3 r	35.7	14.5 r	6.4 r	6.0 r	5.1 r	4.7 r
Vietnam	582	0.0	0.0 r	0.0 r	0.0 r	0.0 r	0.0 r	5.9	1.5 r	1.6 r	1.3 r	1.3 r	1.2 r
Asia n.s.	598	....	....	....	....	....	....	56.3	14.2 r	15.2 r	12.5 r	12.3 r	11.9 r

# Syrian Arab Republic (463)

In Millions of U.S. Dollars

		Exports (FOB)						Imports (CIF)					
		2015	2015Q3	2015Q4	2016Q1	2016Q2	2016Q3	2015	2015Q3	2015Q4	2016Q1	2016Q2	2016Q3
<b>Europe</b>	170	<b>90.8</b>	<b>11.4</b>	<b>18.2</b>	<b>15.5</b>	<b>16.3</b>	<b>13.9</b>	<b>3,269.7</b>	<b>773.9</b>	<b>853.0</b>	<b>760.5</b>	<b>632.4</b>	<b>680.2</b>
<b>Emerg. &amp; Dev. Europe</b>	903	<b>68.0</b>	<b>8.7</b>	<b>16.9</b>	<b>13.6</b>	<b>14.4</b>	<b>11.2</b>	<b>1,464.1</b>	<b>387.3</b>	<b>358.8</b>	<b>340.3</b>	<b>276.2</b>	<b>305.5</b>
Albania	914	0.0	0.0 r	0.0 r	0.0 r	0.0 r	0.0 r	0.0	0.0 r	0.0 r	0.0 r	0.0 r	0.0 r
Bosnia and Herzegovina	963	0.1	0.0 r	0.0 r	0.0 r	0.0 r	0.0 r	1.9	0.5 r	0.5 r	0.4 r	0.4 r	0.4 r
Bulgaria	918	7.3	0.0 r	0.0 r	0.3 r	0.4 r	0.1 r	31.6	2.7 r	3.5 r	7.8 r	6.4 r	2.9 r
Croatia	960	....	....	....	0.0 r	0.0 r	....	0.2	0.0 r	0.2 r	0.0 r	0.0 r	0.0 r
Faroe Islands	816	0.0 e	0.0 e	0.0 e	0.0 e	0.0 e	0.0 e	....	....	....	....	....	....
Hungary	944	0.2	0.1 r	0.0 r	0.0 r	0.0 r	0.0 r	2.4	0.3 r	0.3 r	0.5 r	0.4 r	0.9 r
Macedonia, FYR	962	0.0	0.0 r	0.0 r	0.0 r	0.0 r	0.0 r	0.0	0.0 r	0.0 r	0.0 r	0.0 r	0.0 r
Montenegro	943	0.0 e	0.0 e	0.0 e	0.0 e	0.0 e	0.0 e	....	....	....	....	....	....
Poland	964	0.4	0.1 r	0.1 r	0.1 r	0.0 r	0.0 r	12.7	1.7 r	3.2 r	4.2 r	1.7 r	1.5 r
Romania	968	6.2	3.6 r	1.6 r	0.1 r	0.1 r	0.2 r	35.2	9.6 r	13.6 r	11.3 r	1.7 r	5.9 r
Serbia, Republic of	942	4.8	0.3 r	0.3 r	0.3 r	0.3 r	0.3 r	0.3	0.0 r	0.0 r	0.1 r	....	0.0 r
Turkey	186	48.9	4.7 r	14.9 r	12.8 r	13.5 r	10.6 r	1,379.9	372.4 r	337.5 r	316.1 r	265.6 r	293.9 r
<b>CIS</b>	901	<b>22.8</b>	<b>2.7</b>	<b>1.3</b>	<b>1.9</b>	<b>1.9</b>	<b>2.7</b>	<b>1,762.5</b>	<b>375.7</b>	<b>482.6</b>	<b>410.7</b>	<b>346.9</b>	<b>365.7</b>
Armenia	911	0.0	0.0 r	0.0 r	0.0 r	0.0 r	0.0 r	17.9	6.0 r	5.6 r	2.6 r	6.0 r	4.7 r
Azerbaijan, Rep. of	912	2.8	0.7 r	0.7 r	0.7 r	0.7 r	0.7 r	....	....	....	....	....	....
Belarus	913	10.1	0.0 r	0.0 r	0.0 r	0.2 r	1.3 r	27.2	10.0 r	7.5 r	11.0 r	14.3 r	4.1 r
Georgia	915	0.5	0.2 r	0.1 r	0.2 r	0.1 r	0.2 r	0.0	0.0 r	....	0.3 r	0.0 r	....
Kazakhstan	916	0.0	0.0 r	0.0 r	0.0 r	0.0 r	0.0 r	15.6	3.9 r	4.2 r	3.5 r	3.4 r	3.3 r
Kyrgyz Republic	917	0.0	0.0 r	0.0 r	0.0 r	0.0 r	0.0 r	0.0	0.0 r	0.0 r	0.0 r	0.0 r	0.0 r
Moldova	921	0.0	0.0 r	0.0 r	0.0 r	0.0 r	0.0 r	3.1	0.8 r	0.8 r	0.7 r	0.7 r	0.7 r
Russian Federation	922	0.7	0.3 r	0.1 r	0.5 r	0.6 r	0.2 r	1,437.5	310.9 r	354.6 r	357.0 r	321.2 r	318.2 r
Tajikistan	923	0.0	0.0 r	0.0 r	0.0 r	0.0 r	0.0 r	0.1	0.0 r	0.0 r	0.0 r	0.0 r	0.0 r
Ukraine	926	8.4	1.5 r	0.3 r	0.3 r	0.2 r	0.2 r	260.5	43.9 r	109.7 r	35.6 r	1.1 r	34.7 r
Uzbekistan	927	0.2	0.0 r	0.0 r	0.0 r	0.0 r	0.0 r	0.6	0.1 r	0.2 r	0.1 r	0.1 r	0.1 r
Europe n.s.	884	....	....	....	....	....	....	43.1	10.8 r	11.6 r	9.5 r	9.4 r	9.0 r
<b>Mid East, N Africa, Pak</b>	440	<b>573.0</b>	<b>135.8</b>	<b>151.5</b>	<b>106.2</b>	<b>119.1</b>	<b>109.9</b>	<b>1,016.6</b>	<b>243.6</b>	<b>257.2</b>	<b>208.2</b>	<b>203.4</b>	<b>194.1</b>
Afghanistan, I.R. of	512	0.0	0.0 r	0.0 r	0.0 r	0.0 r	0.0 r	0.5	0.1 r	0.1 r	0.1 r	0.1 r	0.1 r
Algeria	612	4.1	0.8 r	1.1 r	0.8 r	0.9 r	0.8 r	14.9	3.7 r	4.0 r	3.3 r	3.2 r	3.1 r
Bahrain, Kingdom of	419	0.2	0.0 r	0.1 r	0.0 r	0.1 r	0.0 r	14.9	3.7 r	4.0 r	3.3 r	3.2 r	3.1 r
Djibouti	611	0.1	0.0 r	0.0 r	0.0 r	0.0 r	0.0 r	....	....	....	....	....	....
Egypt	469	15.7	4.7 r	3.2 r	1.5 r	1.7 r	1.5 r	143.1	33.2 r	34.3 r	26.5 r	26.2 r	25.2 r
Iran, I.R. of	429	0.4	0.1 r	0.1 r	0.1 r	0.1 r	0.1 r	94.2	23.7 r	25.3 r	20.8 r	20.5 r	19.8 r
Iraq	433	59.9	11.7 r	15.9 r	12.0 r	13.8 r	12.1 r	9.4	2.4 r	2.5 r	2.1 r	2.1 r	2.0 r
Jordan	439	109.8	27.3 r	31.0 r	21.3 r	22.8 r	23.8 r	85.7	13.1 r	15.7 r	10.0 r	7.5 r	5.0 r
Kuwait	443	4.2	0.8 r	1.1 r	0.8 r	1.0 r	0.9 r	19.6	4.9 r	5.3 r	4.3 r	4.3 r	4.1 r
Lebanon	446	305.9	73.9 r	79.6 r	54.4 r	62.6 r	55.3 r	189.5	49.8 r	47.0 r	35.3 r	34.8 r	33.6 r
Libya	672	3.3	0.6 r	0.9 r	0.7 r	0.8 r	0.7 r	25.1	6.3 r	6.7 r	5.5 r	5.5 r	5.3 r
Mauritania	682	0.1	0.0 r	0.0 r	0.0 r	0.0 r	0.0 r	0.0	0.0 r	0.0 r	0.0 r	0.0 r	0.0 r
Morocco	686	2.1	0.5 r	0.7 r	0.4 r	0.4 r	0.4 r	15.5	1.7 r	5.5 r	5.9 r	5.8 r	5.6 r
Oman	449	0.5	0.1 r	0.1 r	0.1 r	0.1 r	0.1 r	5.5	1.4 r	1.5 r	1.2 r	1.2 r	1.2 r
Pakistan	564	0.1	0.0 r	0.0 r	0.0 r	0.0 r	0.0 r	5.5	1.4 r	1.5 r	1.2 r	1.2 r	1.2 r
Qatar	453	2.3	0.5 r	0.6 r	0.5 r	0.5 r	0.5 r	19.6	4.9 r	5.3 r	4.3 r	4.3 r	4.1 r
Saudi Arabia	456	14.2	2.8 r	3.8 r	2.8 r	3.3 r	2.9 r	230.5	57.9 r	61.9 r	50.7 r	50.1 r	48.3 r
Somalia	726	0.0	0.0 r	0.0 r	0.0 r	0.0 r	0.0 r	0.2	0.1 r	0.1 r	0.0 r	0.0 r	0.0 r
Sudan	732	9.1	2.0 r	2.8 r	0.7 r	0.8 r	0.7 r	57.8	13.8 r	13.8 r	14.8 r	14.8 r	14.7 r
Tunisia	744	36.6	9.1 r	9.1 r	9.1 r	9.1 r	9.1 r	12.2	3.1 r	3.3 r	2.7 r	2.7 r	2.6 r
United Arab Emirates	466	2.4	0.5 r	0.6 r	0.5 r	0.5 r	0.5 r	70.4	17.7 r	18.9 r	15.5 r	15.3 r	14.8 r
Yemen, Republic of	474	2.2	0.4 r	0.6 r	0.4 r	0.5 r	0.5 r	2.5	0.6 r	0.7 r	0.6 r	0.6 r	0.5 r
<b>Sub-Saharan Africa</b>	603	<b>2.0</b>	<b>0.3</b>	<b>0.8</b>	<b>0.5</b>	<b>0.3</b>	<b>0.3</b>	<b>75.6</b>	<b>19.9</b>	<b>19.9</b>	<b>17.3</b>	<b>21.1</b>	<b>15.1</b>
Angola	614	0.2	0.0 r	0.0 r	0.0 r	0.0 r	0.0 r	0.0	0.0 r	0.0 r	0.0 r	0.0 r	0.0 r
Benin	638	0.0	0.0 r	0.0 r	0.0 r	0.0 r	0.0 r	0.0	0.0 r	0.0 r	0.0 r	0.0 r	0.0 r
Botswana	616	0.0 e	0.0 e	0.0 e	0.0 e	0.0 e	0.0 e	0.0	0.0 r	0.0 r	0.0 r	0.0 r	0.0 r
Burkina Faso	748	0.0	0.0 r	0.0 r	0.0 r	0.0 r	0.0 r	0.4	0.1 r	0.1 r	0.1 r	0.1 r	0.1 r
Burundi	618	....	....	....	....	....	....	0.0	0.0 r	0.0 r	0.0 r	0.0 r	0.0 r
Cabo Verde	624	0.0	0.0 r	0.0 r	0.0 r	0.0 r	0.0 r	....	....	....	....	....	....
Cameroon	622	0.1	0.0 r	0.0 r	0.0 r	0.0 r	0.0 r	0.1	0.0 r	0.0 r	0.0 r	0.0 r	0.0 r
Central African Rep.	626	....	....	....	....	....	....	0.0	0.0 r	0.0 r	0.0 r	0.0 r	0.0 r
Chad	628	0.0	0.0 r	0.0 r	0.0 r	0.0 r	0.0 r	....	....	....	....	....	....



# Syrian Arab Republic (463)

In Millions of U.S. Dollars

		Exports (FOB)						Imports (CIF)					
		2015	2015Q3	2015Q4	2016Q1	2016Q2	2016Q3	2015	2015Q3	2015Q4	2016Q1	2016Q2	2016Q3
Comoros	632	0.0	0.0 r	0.0 r	0.0 r	0.0 r	0.0 r	....	....	....	....	....	....
Congo, Republic of	634	0.0	0.0 r	0.0 r	0.0 r	0.0 r	0.0 r	0.1	0.0 r	0.0 r	0.0 r	0.0 r	0.0 r
Côte d'Ivoire	662	....	....	....	....	....	....	0.1	0.0 r	0.0 r	0.0 r	0.0 r	0.0 r
Equatorial Guinea	642	0.0	0.0 r	0.0 r	0.0 r	0.0 r	0.0 r	....	....	....	....	....	....
Eritrea	643	0.0	0.0 r	0.0 r	0.0 r	0.0 r	0.0 r	0.0	0.0 r	0.0 r	0.0 r	0.0 r	0.0 r
Ethiopia	644	0.0	0.0 r	0.0 r	0.0 r	0.0 r	0.0 r	0.5	0.1 r	0.1 r	0.1 r	0.1 r	0.1 r
Gabon	646	0.0	0.0 r	0.0 r	0.0 r	0.0 r	0.0 r	0.1	0.0 r	0.0 r	0.0 r	0.0 r	0.0 r
Gambia, The	648	0.0	0.0 r	0.0 r	0.0 r	0.0 r	0.0 r	....	....	....	....	....	....
Ghana	652	0.1	0.0 r	0.0 r	0.0 r	0.0 r	0.0 r	0.1	0.0 r	0.0 r	0.0 r	0.0 r	0.0 r
Guinea	656	0.0	0.0 r	0.0 r	0.0 r	0.0 r	0.0 r	0.0	0.0 r	0.0 r	0.0 r	0.0 r	0.0 r
Guinea-Bissau	654	0.0	0.0 r	0.0 r	0.0 r	0.0 r	0.0 r	....	....	....	....	....	....
Kenya	664	0.0	0.0 r	0.0 r	0.0 r	0.0 r	0.0 r	0.3	0.1 r	0.1 r	0.1 r	0.1 r	0.1 r
Liberia	668	0.0	0.0 r	0.0 r	0.0 r	0.0 r	0.0 r	0.0	0.0 r	0.0 r	0.0 r	0.0 r	0.0 r
Madagascar	674	0.0	0.0 r	0.0 r	0.0 r	0.0 r	0.0 r	0.0	0.0 r	0.0 r	0.0 r	0.0 r	0.0 r
Malawi	676	0.0	0.0 r	0.0 r	0.0 r	0.0 r	0.0 r	....	....	....	....	....	....
Mali	678	0.0	0.0 r	0.0 r	0.0 r	0.0 r	0.0 r	0.2	0.1 r	0.1 r	0.0 r	0.0 r	0.0 r
Mozambique	688	0.0	0.0 r	0.0 r	0.0 r	0.0 r	0.0 r	0.0	0.0 r	0.0 r	0.0 r	0.0 r	0.0 r
Namibia	728	....	....	....	....	....	....	0.0	0.0 r	0.0 r	0.0 r	0.0 r	0.0 r
Niger	692	0.0	0.0 r	0.0 r	0.0 r	0.0 r	0.0 r	0.0	0.0 r	0.0 r	0.0 r	0.0 r	0.0 r
Nigeria	694	0.1	0.0 r	0.0 r	0.0 r	0.0 r	0.0 r	11.9	3.0 r	3.2 r	2.6 r	2.6 r	2.5 r
Rwanda	714	0.0	0.0 r	0.0 r	0.0 r	0.0 r	0.0 r	....	....	....	....	....	....
Senegal	722	0.1	....	0.0 r	0.1 r	0.1 r	0.1 r	....	....	....	....	....	....
Seychelles	718	0.0	0.0 r	0.0 r	0.0 r	0.0 r	0.0 r	....	....	....	....	....	....
Sierra Leone	724	0.0	0.0 r	0.0 r	0.0 r	0.0 r	0.0 r	0.0	0.0 r	0.0 r	0.0 r	0.0 r	0.0 r
South Africa	199	0.8	0.0 r	0.5 r	0.2 r	0.0 r	0.1 r	53.6	14.4 r	14.0 r	12.4 r	16.3 r	10.4 r
Swaziland	734	....	....	....	....	....	....	0.0	0.0 r	0.0 r	0.0 r	0.0 r	0.0 r
Tanzania	738	0.1	0.0 r	0.0 r	0.0 r	0.0 r	0.0 r	0.0	0.0 r	0.0 r	0.0 r	0.0 r	0.0 r
Uganda	746	0.2	0.0 r	0.0 r	0.0 r	0.0 r	0.0 r	0.6	0.1 r	0.1 r	0.1 r	0.1 r	0.1 r
Zambia	754	0.1	0.0 r	0.0 r	0.0 r	0.0 r	0.0 r	....	....	....	....	....	....
Zimbabwe	698	0.0	0.0 r	0.0 r	0.0 r	0.0 r	0.0 r	....	....	....	....	....	....
Africa n.s.	799	....	....	....	....	....	....	7.5	1.9 r	2.0 r	1.7 r	1.6 r	1.6 r
<b>Western Hemisphere</b>	<b>205</b>	<b>11.4</b>	<b>2.8</b>	<b>3.0</b>	<b>2.9</b>	<b>3.0</b>	<b>2.7</b>	<b>287.1</b>	<b>65.2</b>	<b>91.2</b>	<b>72.4</b>	<b>71.8</b>	<b>65.9</b>
Anguilla	312	0.0	0.0 r	0.0 r	0.0 r	0.0 r	0.0 r	....	....	....	....	....	....
Antigua and Barbuda	311	0.0	0.0 r	0.0 r	0.0 r	0.0 r	0.0 r	....	....	....	....	....	....
Argentina	213	0.0	0.0 r	0.0 r	0.0 r	0.0 r	0.0 r	85.1	21.4 r	22.9 r	18.8 r	18.6 r	17.9 r
Aruba	314	8.8	2.2 r	2.2 r	2.2 r	2.2 r	2.2 r	....	....	....	....	....	....
Bahamas, The	313	0.0 e	0.0 e	0.0 e	0.0 e	0.0 e	0.0 e	0.0	0.0 r	0.0 r	0.0 r	0.0 r	0.0 r
Barbados	316	0.0	0.0 r	0.0 r	0.0 r	0.0 r	0.0 r	....	....	....	....	....	....
Bolivia	218	0.1	0.0 r	0.0 r	0.0 r	0.0 r	0.0 r	0.1	0.0 r	0.0 r	0.0 r	0.0 r	0.0 r
Brazil	223	1.4	0.3 r	0.5 r	0.3 r	0.4 r	0.1 r	85.8	13.5 r	40.7 r	27.4 r	27.0 r	21.9 r
Chile	228	0.0	....	....	0.0 r	0.0 r	....	11.7	2.9 r	2.9 r	2.9 r	2.9 r	2.9 r
Colombia	233	0.0	0.0 r	0.0 r	0.0 r	0.0 r	0.0 r	34.6	8.2 r	8.4 r	8.2 r	8.2 r	8.2 r
Costa Rica	238	0.0	0.0 r	0.0 r	0.0 r	0.0 r	0.0 r	3.1	0.8 r	0.8 r	0.7 r	0.7 r	0.6 r
Dominica	321	....	....	....	....	....	....	0.0	0.0 r	0.0 r	0.0 r	0.0 r	0.0 r
Dominican Republic	243	0.0	0.0 r	0.0 r	0.0 r	0.0 r	0.0 r	0.1	0.0 r	0.0 r	0.0 r	0.0 r	0.0 r
Ecuador	248	0.0	0.0 r	0.0 r	....	....	....	50.3	14.2 r	11.2 r	10.6 r	10.6 r	10.6 r
El Salvador	253	....	....	....	....	....	....	0.0	0.0 r	0.0 r	0.0 r	....	0.0 r
Grenada	328	0.0 e	0.0 e	0.0 e	0.0 e	0.0 e	0.0 e	....	....	....	....	....	....
Guatemala	258	0.0	0.0 r	0.0 r	0.0 r	0.0 r	0.0 r	3.6	0.9 r	1.0 r	0.8 r	0.8 r	0.8 r
Guyana	336	0.0 e	0.0 e	0.0 e	0.0 e	0.0 e	0.0 e	....	....	....	....	....	....
Haiti	263	0.0	0.0 r	0.0 r	0.0 r	0.0 r	0.0 r	....	....	....	....	....	....
Honduras	268	0.0	....	....	0.1 r	0.1 r	0.1 r	0.1	....	0.0 r	....	....	....
Mexico	273	0.7	0.2 r	0.2 r	0.2 r	0.2 r	0.2 r	7.6	1.9 r	1.9 r	1.9 r	1.9 r	1.9 r
Netherlands Antilles	353	....	....	....	....	....	....	0.0	0.0 r	0.0 r	0.0 r	0.0 r	0.0 r
Nicaragua	278	....	....	....	....	....	....	0.1	0.0 r	0.0 r	0.0 r	0.0 r	0.0 r
Panama	283	....	....	....	....	....	....	0.6	0.2 r	0.2 r	0.2 r	0.2 r	0.2 r
Paraguay	288	0.1	0.0 r	0.0 r	0.0 r	0.0 r	0.0 r	2.1	0.5 r	0.6 r	0.5 r	0.5 r	0.4 r
Peru	293	0.0	0.0 r	0.0 r	0.0 r	0.0 r	0.0 r	1.4	0.3 r	0.4 r	0.3 r	0.3 r	0.3 r
St. Vincent & Grens.	364	0.0	0.0 r	0.0 r	0.0 r	0.0 r	0.0 r	....	....	....	....	....	....
Suriname	366	0.0	0.0 r	0.0 r	0.0 r	0.0 r	0.0 r	0.0	0.0 r	0.0 r	0.0 r	0.0 r	0.0 r

# Syrian Arab Republic (463)

In Millions of U.S. Dollars

		Exports (FOB)						Imports (CIF)					
		2015	2015Q3	2015Q4	2016Q1	2016Q2	2016Q3	2015	2015Q3	2015Q4	2016Q1	2016Q2	2016Q3
Trinidad and Tobago	369	0.0	0.0 r	0.0 r	0.0 r	0.0 r	0.0 r	....	....	....	....	....	....
Venezuela, Rep. Bol.	299	0.1	0.0 r	0.0 r	0.0 r	0.0 r	0.0 r	0.7	0.2 r	0.2 r	0.2 r	0.2 r	0.2 r
Western Hem. n.s.	399	....	....	....	....	....	....	0.0	0.0 r	0.0 r	0.0 r	0.0 r	0.0 r
<b>Other Countries n.i.e</b>	<b>910</b>	<b>0.1</b>	<b>0.0</b>	<b>0.0</b>	<b>0.0</b>	<b>0.0</b>	<b>0.0</b>	<b>2.5</b>	<b>0.6</b>	<b>0.7</b>	<b>0.6</b>	<b>0.5</b>	<b>0.5</b>
Cuba	928	0.0	0.0 r	0.0 r	0.0 r	0.0 r	0.0 r	2.5	0.6 r	0.7 r	0.5 r	0.5 r	0.5 r
Korea, Dem. People's Rep.	954	0.1	0.0 r	0.0 r	0.0 r	0.0 r	0.0 r	0.1	0.0 r	0.0 r	0.0 r	0.0 r	0.0 r
<b>Special Categories</b>	<b>899</b>	<b>....</b>	<b>....</b>	<b>....</b>	<b>....</b>	<b>....</b>	<b>....</b>	<b>3.6</b>	<b>0.9 r</b>	<b>1.0 r</b>	<b>0.8 r</b>	<b>0.8 r</b>	<b>0.7 r</b>
<b>Countries &amp; Areas n.s.</b>	<b>898</b>	<b>....</b>	<b>....</b>	<b>....</b>	<b>....</b>	<b>....</b>	<b>....</b>	<b>25.9</b>	<b>6.5 r</b>	<b>7.0 r</b>	<b>5.7 r</b>	<b>5.6 r</b>	<b>5.4 r</b>
<b>Memorandum Items</b>													
Africa	605	54.0	12.7	14.6	11.5	11.7	11.4	176.2	42.4	46.5	44.0	47.7	41.1
Middle East	405	520.9	123.4	137.7	95.1	107.7	98.8	910.0	219.6	228.9	180.1	175.5	166.9
European Union	998	94.8	23.1	22.7	15.3	19.9	18.9	621.0	134.3	185.1	141.2	141.4	128.2
Export earnings: fuel	080	97.8	19.4	26.0	20.1	23.0	20.0	2,057.5	467.8	517.8	493.7	456.4	449.1
Export earnings: nonfuel	092	746.2	171.3	192.6	143.4	158.6	148.0	4,672.1	1,145.9	1,269.5	1,031.3	971.5	959.1

# Tajikistan (923)

In Millions of U.S. Dollars

		Exports (FOB)						Imports (CIF)					
		2015	2015Q3	2015Q4	2016Q1	2016Q2	2016Q3	2015	2015Q3	2015Q4	2016Q1	2016Q2	2016Q3
IFS World		890.6	249.3	207.0	197.0	242.5	233.3	....	....	....	....	....	....
World	001	1,043.0	281.8	253.0	191.1	203.1	187.5	3,171.3	861.1	888.9	477.9	784.0	769.9
Advanced Economies	110	175.5	69.5	30.8	37.1	61.9	27.6	368.7	79.7	98.1	57.9	86.6	105.7
Euro Area	163	30.2	5.5	8.7	11.6	22.5	16.5	246.9	57.5	70.2	45.1	57.5	88.6
Austria	122	0.0	....	....	0.0 r	0.0 r	....	19.6	4.6 r	5.1 r	3.9 r	4.3 r	4.4 r
Belgium	124	0.5	0.1 r	0.1 r	0.1 r	0.2 r	0.1 r	2.4	1.1 r	0.2 r	0.3 r	0.5 r	0.6 r
Estonia	939	....	....	....	....	....	0.6 r	7.2	1.5 r	1.6 r	1.4 r	1.5 r	1.5 r
Finland	172	0.0	....	....	0.0 r	0.0 r	....	1.5	0.2 r	0.6 r	0.2 r	0.5 r	0.3 r
France	132	0.0	0.0 r	0.0 r	0.0 r	0.0 r	0.0 r	8.2	1.3 r	3.0 r	1.1 r	3.6 r	3.2 r
Germany	134	1.4	0.5 r	0.1 r	0.2 r	0.2 r	0.1 r	42.2	5.6 r	14.2 r	4.5 r	6.1 r	11.1 r
Greece	174	....	....	....	....	....	....	0.0	0.0 r	0.0 r	....	....	0.1 r
Ireland	178	....	....	....	....	....	....	1.3	0.1 r	0.0 r	....	0.0 r	....
Italy	136	27.8	4.7 r	8.4 r	11.0 r	18.6 r	11.7 r	30.4	9.7 r	12.2 r	5.2 r	8.1 r	32.2 r
Latvia	941	0.0	0.0 r	....	....	....	0.1 r	49.3	12.2 r	12.6 r	11.7 r	11.7 r	12.5 r
Lithuania	946	0.3	0.1 r	0.0 r	0.1 r	3.5 r	3.9 r	63.2	16.2 r	14.9 r	12.9 r	14.1 r	17.1 r
Luxembourg	137	0.0	....	....	....	....	0.0 r	0.7	0.2 r	....	....	0.0 r	....
Netherlands	138	0.1	0.0 r	0.0 r	0.0 r	0.0 r	0.0 r	15.6	3.5 r	4.0 r	3.0 r	4.5 r	4.2 r
Portugal	182	0.0	....	....	....	....	....	0.3	0.2 r	0.0 r	0.0 r	2.2 r	0.0 r
Slovak Republic	936	0.0	....	0.0 r	0.0 r	....	....	0.1	0.0 r	0.1 r	....	0.0 r	0.1 r
Slovenia	961	....	....	....	....	....	....	2.0	0.4 r	0.7 r	0.2 r	0.3 r	0.4 r
Spain	184	0.0	0.0 r	0.0 r	0.0 r	0.0 r	0.0 r	3.1	0.7 r	1.2 r	0.7 r	0.1 r	0.9 r
Australia	193	....	....	....	....	....	....	0.0	....	0.0 r	0.0 r	0.0 r	....
Canada	156	0.0	0.0 r	0.0 r	0.0 r	0.0 r	0.0 r	1.4	0.4 r	0.5 r	0.1 r	0.2 r	0.1 r
China,P.R.: Hong Kong	532	....	....	....	....	....	....	2.8	2.1 r	0.1 r	0.1 r	0.4 r	0.2 r
Czech Republic	935	0.0	0.0 r	0.0 r	....	0.0 r	....	4.4	2.4 r	1.0 r	0.4 r	0.5 r	0.7 r
Denmark	128	....	....	....	....	....	....	1.7	0.4 r	0.6 r	0.3 r	0.4 r	0.2 r
Israel	436	0.1	0.0 r	0.0 r	0.0 r	0.0 r	0.0 r	4.0	0.8 r	0.9 r	0.8 r	0.8 r	0.8 r
Japan	158	0.0	0.0 r	0.0 r	0.0 r	0.0 r	0.0 r	9.7	0.6 r	3.0 r	0.3 r	0.2 r	2.9 r
Korea, Republic of	542	0.0	0.0 r	0.0 r	0.0 r	0.0 r	....	13.8	3.5 r	3.3 r	2.4 r	2.8 r	3.3 r
New Zealand	196	0.0 e	0.0 e	0.0 e	0.0 e	0.0 e	0.0 e	....	....	....	....	....	....
Norway	142	....	....	....	....	....	....	0.2	0.0 r	0.0 r	0.1 r	0.1 r	0.1 r
Singapore	576	0.0	0.0 r	0.0 r	0.0 r	....	0.0 r	1.1	0.2 r	0.3 r	0.6 r	0.2 r	0.2 r
Sweden	144	0.0	0.0 r	0.0 r	0.0 r	0.0 r	0.0 r	0.8	0.2 r	0.1 r	0.0 r	0.0 r	0.1 r
Switzerland	146	141.3	63.7 r	21.9 r	25.1 r	39.0 r	10.9 r	47.9	1.7 r	5.4 r	2.8 r	1.3 r	1.6 r
Taiwan Prov. of China	528	....	....	....	....	....	....	0.2	0.1 r	0.0 r	0.0 r	0.0 r	0.1 r
United Kingdom	112	0.8	0.3 r	0.2 r	0.4 r	0.3 r	0.2 r	2.4	0.5 r	0.3 r	0.6 r	1.5 r	1.2 r
United States	111	3.1	0.0 r	0.0 r	0.0 r	0.0 r	0.0 r	31.4	9.2 r	12.3 r	4.3 r	20.5 r	5.4 r
Emerg. & Dev. Economies	200	867.5	212.2	222.2	154.0	141.2	159.9	2,802.6	781.4	790.9	420.0	697.4	664.2
Emerg. & Dev. Asia	505	190.1	26.1	57.4	26.4	20.7	42.4	464.6	134.5	140.9	72.0	130.1	106.0
Bangladesh	513	....	....	....	....	....	....	0.0	0.0 r	0.0 r	0.0 r	0.0 r	0.0 r
China,P.R.: Mainland	924	188.6	25.7 r	57.0 r	26.0 r	20.3 r	41.9 r	389.6	117.6 r	125.3 r	56.7 r	115.0 r	90.6 r
India	534	0.1	0.0 r	0.0 r	0.0 r	0.0 r	0.1 r	70.2	15.5 r	14.9 r	14.8 r	14.1 r	14.6 r
Indonesia	536	....	....	....	....	....	....	0.0	....	0.0 r	....	....	....
Lao People's Dem.Rep	544	....	....	....	....	....	....	0.0	0.0 r	0.0 r	0.0 r	0.0 r	0.0 r
Malaysia	548	....	....	....	....	....	....	3.5	1.0 r	0.4 r	0.4 r	0.7 r	0.5 r
Mongolia	948	0.9	0.2 r	0.2 r	0.2 r	0.2 r	0.2 r	....	....	....	....	....	....
Nepal	558	....	....	....	....	....	....	0.0 e	0.0 e	0.0 e	0.0 e	0.0 e	0.0 e
Philippines	566	0.0	0.0 r	0.0 r	0.0 r	0.0 r	0.0 r	0.0	....	0.0 r	....	....	....
Thailand	578	....	....	....	....	....	....	0.2	0.0 r	0.0 r	0.0 r	0.0 r	0.0 r
Vietnam	582	0.5	0.1 r	0.1 r	0.1 r	0.1 r	0.1 r	1.1	0.3 r	0.3 r	0.2 r	0.3 r	0.3 r
Europe	170	577.8	158.7	141.5	105.2	93.7	91.7	1,975.3	542.8	538.5	292.2	466.2	468.2
Emerg. & Dev. Europe	903	271.5	84.4	72.7	56.4	64.7	41.8	108.2	27.9	27.9	20.0	24.5	31.4
Albania	914	....	....	....	....	....	....	0.0	0.0 r	0.0 r	0.0 r	0.0 r	0.0 r
Bosnia and Herzegovina	963	....	....	....	....	....	....	4.0	1.2 r	1.3 r	0.6 r	1.1 r	1.0 r
Bulgaria	918	....	....	....	0.0 r	....	0.0 r	3.5	0.9 r	1.2 r	1.0 r	0.8 r	1.2 r
Croatia	960	0.0 e	....	0.0 e	....	....	....	0.0	....	0.0 r	....	....	0.0 r
Faroe Islands	816	0.0 e	0.0 e	0.0 e	0.0 e	0.0 e	0.0 e	....	....	....	....	....	....
Gibraltar	823	....	....	....	....	....	....	0.0	0.0 r	0.0 r	0.0 r	0.0 r	0.0 r
Hungary	944	....	....	....	....	....	....	4.9	0.7 r	0.8 r	1.5 r	1.0 r	1.1 r
Macedonia, FYR	962	0.1 e	0.0 e	0.0 e	0.0 e	0.0 e	0.0 e	....	....	....	....	....	....

# Tajikistan (923)

In Millions of U.S. Dollars

		Exports (FOB)						Imports (CIF)					
		2015	2015Q3	2015Q4	2016Q1	2016Q2	2016Q3	2015	2015Q3	2015Q4	2016Q1	2016Q2	2016Q3
Montenegro	943	0.0 e	0.0 e	0.0 e	0.0 e	....	....	....	....	....	....	....	....
Poland	964	0.7	0.2 r	0.1 r	0.0 r	0.1 r	0.0 r	8.3	2.4 r	2.3 r	0.7 r	1.5 r	2.7 r
Romania	968	....	....	....	0.0 r	....	0.0 r	0.3	0.1 r	0.2 r	0.0 r	....	0.3 r
Serbia, Republic of	942	....	....	....	....	....	....	1.3	0.3 r	0.3 r	0.9 r	0.9 r	3.2 r
Turkey	186	270.7	84.2 r	72.6 r	56.4 r	64.6 r	41.8 r	85.8	22.4 r	21.8 r	15.4 r	19.2 r	21.9 r
<b>CIS</b>	<b>901</b>	<b>306.3</b>	<b>74.3</b>	<b>68.7</b>	<b>48.8</b>	<b>29.1</b>	<b>49.9</b>	<b>1,867.1</b>	<b>514.9</b>	<b>510.6</b>	<b>272.2</b>	<b>441.7</b>	<b>436.8</b>
Armenia	911	0.0	0.0 r	0.0 r	....	....	....	0.5	0.1 r	0.1 r	0.1 r	0.1 r	0.3 r
Azerbaijan, Rep. of	912	....	....	....	....	....	....	1.1	0.3 r	0.4 r	0.2 r	0.3 r	0.3 r
Belarus	913	7.6	1.1 r	3.3 r	1.0 r	1.1 r	0.9 r	24.8	6.5 r	5.0 r	3.4 r	4.2 r	5.2 r
Georgia	915	0.0	0.0 r	0.0 r	0.0 r	0.0 r	0.0 r	6.4	1.1 r	1.1 r	0.6 r	0.7 r	4.1 r
Kazakhstan	916	11.2	3.1 r	2.6 r	2.5 r	3.0 r	2.9 r	356.8	104.2 r	112.0 r	51.9 r	100.9 r	87.2 r
Kyrgyz Republic	917	4.5	1.3 r	1.1 r	1.0 r	1.2 r	1.2 r	30.2	8.8 r	9.5 r	4.4 r	8.6 r	7.4 r
Moldova	921	2.3	0.6 r	0.5 r	0.5 r	0.6 r	0.6 r	1.1	0.3 r	0.3 r	0.2 r	0.3 r	0.3 r
Russian Federation	922	263.7	63.8 r	57.5 r	40.4 r	19.3 r	40.1 r	1,238.5	333.2 r	321.7 r	185.7 r	272.8 r	275.0 r
Ukraine	926	10.6	2.5 r	2.2 r	2.0 r	2.0 r	2.5 r	64.4	18.3 r	15.4 r	4.8 r	13.1 r	21.7 r
Uzbekistan	927	6.4	1.8 r	1.5 r	1.4 r	1.7 r	1.7 r	143.1	41.8 r	45.1 r	20.9 r	40.8 r	35.3 r
<b>Mid East, N Africa, Pak</b>	<b>440</b>	<b>99.5</b>	<b>27.3</b>	<b>23.3</b>	<b>22.4</b>	<b>26.7</b>	<b>25.8</b>	<b>301.0</b>	<b>87.7</b>	<b>94.0</b>	<b>44.5</b>	<b>84.7</b>	<b>73.6</b>
Afghanistan, I.R. of	512	26.2	7.3 r	6.1 r	5.8 r	7.1 r	6.8 r	48.9	14.3 r	15.4 r	7.1 r	13.8 r	12.0 r
Bahrain, Kingdom of	419	0.0 e	0.0 e	0.0 e	0.0 e	0.0 e	0.0 e	....	....	....	....	....	....
Djibouti	611	0.5	0.1 r	0.1 r	0.1 r	0.1 r	0.1 r	....	....	....	....	....	....
Egypt	469	0.3	0.1 r	0.1 r	0.1 r	0.1 r	0.1 r	2.0	0.5 r	0.5 r	0.5 r	0.5 r	0.5 r
Iran, I.R. of	429	50.0	14.0 r	11.6 r	11.1 r	13.6 r	13.1 r	143.5	41.9 r	44.9 r	20.8 r	40.4 r	34.9 r
Iraq	433	0.9	0.2 r	0.2 r	0.2 r	0.2 r	0.2 r	0.0	0.0 r	0.0 r	0.0 r	0.0 r	0.0 r
Jordan	439	0.4	....	0.0 r	....	0.0 r	....	0.1	0.1 r	....	....	....	0.1 r
Kuwait	443	....	....	....	....	....	....	0.1	0.0 r	0.0 r	0.0 r	0.0 r	0.0 r
Lebanon	446	0.1	0.0 r	....	....	....	....	0.1	0.0 r	0.0 r	0.0 r	0.0 r	0.0 r
Mauritania	682	0.0	0.0 r	0.0 r	0.0 r	0.0 r	0.0 r	0.1	0.0 r	0.0 r	0.0 r	0.0 r	0.0 r
Morocco	686	0.1	0.0 r	0.1 r	0.1 r	0.1 r	0.1 r	0.0	0.0 r	0.0 r	0.0 r	0.0 r	0.0 r
Oman	449	....	....	....	....	....	....	0.0	0.0 r	0.0 r	0.0 r	0.0 r	0.0 r
Pakistan	564	17.9	4.6 r	4.4 r	4.4 r	4.6 r	4.5 r	6.4	1.7 r	1.7 r	1.5 r	1.6 r	1.6 r
Qatar	453	....	....	....	....	....	....	0.1	0.0 r	0.0 r	0.0 r	0.0 r	0.0 r
Saudi Arabia	456	....	....	....	....	....	....	0.1	0.0 r	0.0 r	0.0 r	0.0 r	0.0 r
Sudan	732	....	....	....	....	....	....	0.0	0.0 r	0.0 r	0.0 r	0.0 r	0.0 r
Syrian Arab Republic	463	0.1	0.0 r	0.0 r	0.0 r	0.0 r	0.0 r	0.4	0.1 r	0.1 r	0.1 r	0.1 r	0.1 r
United Arab Emirates	466	3.0	0.8 r	0.7 r	0.7 r	0.8 r	0.8 r	99.3	29.0 r	31.2 r	14.5 r	28.2 r	24.4 r
<b>Sub-Saharan Africa</b>	<b>603</b>	<b>0.0</b>	<b>0.0</b>	<b>0.0</b>	<b>0.0</b>	<b>0.0</b>	<b>0.0</b>	<b>0.1</b>	<b>0.0</b>	<b>0.0</b>	<b>0.0</b>	<b>0.0</b>	<b>0.0</b>
Angola	614	....	....	....	....	....	....	0.0	0.0 r	0.0 r	0.0 r	0.0 r	0.0 r
Equatorial Guinea	642	....	....	....	....	....	....	0.1	0.0 r	0.0 r	0.0 r	0.0 r	0.0 r
Guinea	656	0.0 e	0.0 e	0.0 e	0.0 e	0.0 e	0.0 e	....	....	....	....	....	....
Kenya	664	0.0 e	0.0 e	0.0 e	0.0 e	0.0 e	0.0 e	....	....	....	....	....	....
Mauritius	684	0.0 e	....	....	....	....	....	....	....	....	....	....	....
Nigeria	694	....	....	....	....	....	....	0.0	0.0 r	0.0 r	0.0 r	0.0 r	0.0 r
Seychelles	718	0.0 e	0.0 e	0.0 e	0.0 e	0.0 e	0.0 e	....	....	....	....	....	....
South Africa	199	0.0	....	0.0 r	0.0 r	0.0 r	0.0 r	0.0	0.0 r	0.0 r	....	0.0 r	0.0 r
Zambia	754	....	....	....	0.0 e	....	....	....	....	....	....	....	....
<b>Western Hemisphere</b>	<b>205</b>	<b>0.1</b>	<b>0.0</b>	<b>0.0</b>	<b>0.0</b>	<b>0.0</b>	<b>0.0</b>	<b>61.6</b>	<b>16.5</b>	<b>17.5</b>	<b>11.3</b>	<b>16.4</b>	<b>16.4</b>
Anguilla	312	....	....	....	....	....	....	0.3	0.1 r	0.1 r	0.0 r	0.1 r	0.1 r
Belize	339	....	....	....	....	....	....	0.0	0.0 r	0.0 r	0.0 r	0.0 r	0.0 r
Bermuda	319	....	....	....	....	....	....	0.0	0.0 r	0.0 r	0.0 r	0.0 r	0.0 r
Bolivia	218	0.0 e	....	....	....	....	....	....	....	....	....	....	....
Brazil	223	0.1 e	0.0 e	0.0 e	0.0 e	0.0 e	....	26.7	6.4 r	6.4 r	6.0 r	6.4 r	7.7 r
Chile	228	0.0 e	0.0 e	....	0.0 e	0.0 e	0.0 e	....	....	....	....	....	....
Colombia	233	....	....	....	....	....	....	0.1 e	0.0 e	0.0 e	0.0 e	0.0 e	0.0 e
Costa Rica	238	0.0 e	0.0 e	0.0 e	0.0 e	0.0 e	0.0 e	....	....	....	....	....	....
Dominica	321	....	....	....	....	....	....	0.0	0.0 r	0.0 r	0.0 r	0.0 r	0.0 r
Dominican Republic	243	0.0 e	0.0 e	0.0 e	0.0 e	0.0 e	0.0 e	....	....	....	....	....	....
Ecuador	248	....	....	....	....	....	....	0.4 e	....	0.3 e	0.3 e	0.3 e	0.3 e
Greenland	326	0.0 e	0.0 e	0.0 e	0.0 e	0.0 e	0.0 e	....	....	....	....	....	....
Jamaica	343	....	....	....	....	....	....	17.7	5.2 r	5.5 r	2.6 r	5.0 r	4.3 r
Panama	283	....	....	....	....	....	....	0.1	0.0 r	0.0 r	0.0 r	0.0 r	0.0 r

# Tajikistan (923)

In Millions of U.S. Dollars

		Exports (FOB)						Imports (CIF)					
		2015	2015Q3	2015Q4	2016Q1	2016Q2	2016Q3	2015	2015Q3	2015Q4	2016Q1	2016Q2	2016Q3
Paraguay	288	....	....	....	....	....	....	0.0	0.0 r	0.0 r	0.0 r	0.0 r	0.0 r
Trinidad and Tobago	369	0.0 e	0.0 e	0.0 e	0.0 e	0.0 e	0.0 e	....	....	....	....	....	....
Uruguay	298	....	....	....	....	....	....	0.0 e	....	....	....	....	....
Venezuela, Rep. Bol.	299	....	....	....	....	....	....	16.3	4.8 r	5.1 r	2.4 r	4.6 r	4.0 r
<b>Memorandum Items</b>													
Africa	605	0.6	0.2	0.2	0.2	0.3	0.3	0.3	0.1	0.1	0.0	0.1	0.1
Middle East	405	54.7	15.3	12.7	12.0	14.8	14.2	245.6	71.7	76.9	35.9	69.2	60.0
European Union	998	31.7	6.0	9.0	12.0	22.9	16.7	273.3	65.0	76.7	49.6	63.2	96.2
Export earnings: fuel	080	328.7	82.1	72.7	54.8	37.0	57.2	1,856.4	513.6	515.8	275.8	447.6	426.1
Export earnings: nonfuel	092	714.3	199.7	180.3	136.3	166.0	130.3	1,314.9	347.6	373.1	202.1	336.4	343.7

# Tanzania (738)

In Millions of U.S. Dollars

		Exports (FOB)						Imports (CIF)					
		2015	2015Q3	2015Q4	2016Q1	2016Q2	2016Q3	2015	2015Q3	2015Q4	2016Q1	2016Q2	2016Q3
IFS World		4,924.5	....	....	....	....	....	10,285.5	....	....	....	....	....
World	001	6,256.0	1,533.0	1,395.8	1,445.1	1,424.8	1,427.3	14,782.6	3,483.3	3,674.3	2,926.0	3,750.6	3,570.1
Advanced Economies	110	1,121.0	274.3	261.1	373.0	521.3	421.4	2,769.0	702.0	663.2	680.2	803.1	709.8
Euro Area	163	555.6	132.7	119.5	157.9	154.7	114.1	639.2	177.2	153.0	127.4	188.9	150.1
Austria	122	0.4	0.1 r	0.1 r	0.1 r	0.1 r	0.2 r	18.0	4.0 r	5.8 r	2.7 r	2.0 r	3.5 r
Belgium	124	149.2	33.8 r	17.7 r	65.5 r	75.4 r	31.1 r	63.6	12.9 r	14.4 r	12.9 r	17.4 r	21.9 r
Cyprus	423	2.3	1.0 r	0.0 r	1.6 r	....	4.9 r	2.2	0.5 r	0.6 r	0.6 r	0.6 r	0.4 r
Estonia	939	0.0	0.0 r	0.0 r	0.0 r	0.0 r	0.0 r	5.4	0.5 r	4.4 r	0.4 r	0.2 r	0.2 r
Finland	172	2.7	0.3 r	0.4 r	0.5 r	0.6 r	0.4 r	50.1	30.3 r	7.6 r	6.8 r	11.0 r	11.7 r
France	132	16.9	3.3 r	4.1 r	3.8 r	3.6 r	2.7 r	95.5	11.8 r	21.7 r	7.0 r	54.2 r	11.6 r
Germany	134	225.7	57.9 r	62.2 r	49.4 r	38.3 r	42.4 r	160.4	54.4 r	36.7 r	46.7 r	55.8 r	40.2 r
Greece	174	6.3	1.7 r	1.1 r	1.3 r	1.9 r	1.0 r	0.8	0.1 r	0.2 r	0.2 r	0.3 r	0.3 r
Ireland	178	0.7	0.0 r	0.0 r	0.0 r	0.0 r	0.0 r	17.1	4.4 r	5.2 r	4.3 r	6.0 r	5.8 r
Italy	136	36.0	5.6 r	5.5 r	10.4 r	9.8 r	6.6 r	79.0	18.0 r	20.1 r	14.6 r	17.4 r	22.5 r
Latvia	941	0.0	....	0.0 r	0.0 r	0.1 r	0.0 r	3.6	0.1 r	3.4 r	0.3 r	0.0 r	0.0 r
Lithuania	946	0.3	0.1 r	0.1 r	0.1 r	0.1 r	0.0 r	7.0	0.1 r	6.7 r	4.2 r	0.1 r	0.0 r
Luxembourg	137	....	....	....	....	....	....	1.0	0.1 r	0.3 r	0.2 r	0.1 r	0.4 r
Malta	181	0.3	0.2 r	0.1 r	0.1 r	0.1 r	0.0 r	0.1	....	....	0.0 r	0.0 r	0.6 r
Netherlands	138	76.5	20.7 r	18.7 r	17.4 r	14.8 r	17.0 r	94.9	29.5 r	17.8 r	18.7 r	16.5 r	22.2 r
Portugal	182	19.6	3.6 r	4.6 r	4.6 r	6.1 r	4.9 r	3.7	1.1 r	0.8 r	0.3 r	0.5 r	0.9 r
Slovak Republic	936	....	....	....	....	....	....	1.4	0.7 r	0.2 r	0.5 r	0.4 r	0.3 r
Slovenia	961	0.0	....	0.0 r	....	0.0 r	....	3.7	0.0 r	0.9 r	0.2 r	0.0 r	0.2 r
Spain	184	18.7	4.5 r	4.8 r	3.3 r	4.0 r	2.9 r	31.7	8.6 r	6.0 r	6.8 r	6.4 r	7.3 r
Australia	193	4.5	0.8 r	0.7 r	1.0 r	1.1 r	1.0 r	103.2	6.4 r	9.8 r	11.0 r	11.1 r	1.1 r
Canada	156	6.0	0.9 r	1.3 r	1.7 r	2.1 r	1.4 r	59.9	9.5 r	17.2 r	10.3 r	24.9 r	46.0 r
China,P.R.: Hong Kong	532	34.0	6.0 r	8.3 r	6.0 r	10.0 r	9.8 r	45.4	11.7 r	8.4 r	4.8 r	8.1 r	9.2 r
China,P.R.: Macao	546	....	....	....	....	....	....	0.0	0.0 r	0.0 r	0.0 r	0.0 r	0.0 r
Czech Republic	935	0.1	0.0 r	0.0 r	0.0 r	0.0 r	0.0 r	10.6	3.1 r	1.7 r	1.6 r	2.5 r	2.4 r
Denmark	128	2.8	0.3 r	0.5 r	0.7 r	1.0 r	0.8 r	66.0	20.1 r	17.5 r	18.6 r	28.5 r	16.5 r
Iceland	176	2.4	1.1 r	0.8 r	1.4 r	1.4 r	1.4 r	0.0	0.0 r	0.0 r	0.0 r	0.0 r	0.0 r
Israel	436	17.0	4.1 r	3.3 r	4.5 r	4.7 r	1.9 r	54.6	12.5 r	8.3 r	3.6 r	5.3 r	12.0 r
Japan	158	230.4	46.4 r	58.1 r	50.0 r	50.1 r	23.8 r	395.9	81.2 r	89.2 r	80.0 r	85.6 r	83.0 r
Korea, Republic of	542	18.2	1.2 r	0.8 r	4.4 r	5.5 r	2.5 r	225.6	90.4 r	50.1 r	49.0 r	40.8 r	38.6 r
New Zealand	196	2.2	0.1 r	1.1 r	0.7 r	0.5 r	0.1 r	3.9	0.1 r	1.1 r	0.9 r	1.3 r	0.8 r
Norway	142	1.4	0.2 r	0.2 r	0.1 r	0.1 r	0.1 r	4.7	0.6 r	2.2 r	0.7 r	0.8 r	1.2 r
Singapore	576	6.6	2.0 r	1.8 r	17.8 r	6.5 r	3.1 r	92.0	57.0 r	6.5 r	6.3 r	4.9 r	5.1 r
Sweden	144	5.2	0.6 r	0.5 r	1.6 r	2.3 r	1.1 r	59.6	11.3 r	18.5 r	16.3 r	15.1 r	14.6 r
Switzerland	146	153.9	66.1 r	53.3 r	105.8 r	248.3 r	235.8 r	429.1	88.3 r	142.1 r	239.9 r	243.5 r	240.4 r
Taiwan Prov.of China	528	6.8	0.7 r	0.8 r	1.0 r	0.6 r	2.3 r	76.7	11.9 r	14.6 r	9.4 r	9.8 r	8.2 r
United Kingdom	112	23.0	5.9 r	5.0 r	3.5 r	3.3 r	10.2 r	181.1	42.1 r	41.4 r	35.1 r	43.8 r	32.2 r
United States	111	50.8	5.2 r	5.1 r	14.9 r	29.0 r	11.9 r	321.5	78.4 r	81.6 r	65.0 r	88.0 r	48.5 r
Vatican	187	....	....	....	....	....	....	0.0	0.0 r	0.0 r	0.0 r	0.0 r	0.0 r
Emerg. & Dev. Economies	200	5,081.8	1,246.2	1,123.9	1,060.8	891.2	993.9	12,009.9	2,780.4	3,010.2	2,245.1	2,946.6	2,859.4
Emerg. & Dev. Asia	505	1,856.8	387.3	465.2	361.4	172.5	297.7	3,685.4	840.8	944.0	686.5	919.7	923.2
American Samoa	859	2.3	0.5 r	0.5 r	0.5 r	0.5 r	0.5 r	0.1	0.0 r	0.0 r	0.0 r	0.0 r	0.0 r
Bangladesh	513	25.7	6.0 r	5.2 r	5.5 r	5.9 r	5.8 r	3.1	0.9 r	0.9 r	0.3 r	0.4 r	0.3 r
Bhutan	514	....	....	....	....	....	....	0.0	0.0 r	0.0 r	0.0 r	0.0 r	0.0 r
Brunei Darussalam	516	....	....	....	....	....	....	0.0	0.0 r	0.0 r	0.0 r	0.0 r	0.0 r
Cambodia	522	0.1	0.0 r	0.0 r	0.0 r	0.0 r	0.0 r	2.8	0.7 r	0.7 r	0.5 r	0.7 r	0.6 r
China,P.R.: Mainland	924	562.3	197.7 r	112.3 r	31.0 r	56.4 r	207.9 r	1,853.9	423.1 r	467.7 r	328.6 r	445.0 r	450.5 r
Fiji	819	0.0	0.0 r	0.0 r	0.0 r	0.0 r	0.0 r	0.1	0.0 r	0.0 r	0.0 r	0.0 r	0.0 r
F.T. French Polynesia	887	0.0 e	0.0 e	0.0 e	0.0 e	0.0 e	0.0 e	....	....	....	....	....	....
F.T. New Caledonia	839	....	....	....	....	....	....	0.0	0.0 r	0.0 r	0.0 r	0.0 r	0.0 r
Guam	829	....	....	....	....	....	....	0.0	0.0 r	0.0 r	0.0 r	0.0 r	0.0 r
India	534	1,149.4	156.6 r	320.1 r	297.5 r	88.3 r	58.2 r	1,258.9	283.0 r	327.0 r	228.7 r	345.8 r	379.9 r
Indonesia	536	6.4	0.5 r	4.1 r	2.8 r	2.1 r	2.2 r	142.1	30.9 r	27.0 r	22.6 r	19.6 r	18.0 r
Malaysia	548	29.2	6.8 r	6.9 r	5.9 r	2.3 r	0.8 r	168.9	43.7 r	60.3 r	57.5 r	45.8 r	17.7 r
Maldives	556	0.0	0.0 r	0.0 r	0.0 r	0.0 r	0.0 r	....	....	....	....	....	....
Marshall Islands	867	....	....	....	....	....	....	0.5	0.1 r	0.1 r	0.1 r	0.1 r	0.1 r
Mongolia	948	....	....	....	....	....	....	0.0	0.0 r	0.0 r	0.0 r	0.0 r	0.0 r

# Tanzania (738)

In Millions of U.S. Dollars

		Exports (FOB)						Imports (CIF)					
		2015	2015Q3	2015Q4	2016Q1	2016Q2	2016Q3	2015	2015Q3	2015Q4	2016Q1	2016Q2	2016Q3
Myanmar	518	0.0	0.0 r	0.0 r	0.0 r	0.0 r	0.0 r	0.0	0.0 r	0.0 r	0.0 r	0.0 r	0.0 r
Nauru	836	....	....	....	....	....	....	0.0	0.0 r	0.0 r	0.0 r	0.0 r	0.0 r
Nepal	558	0.0	0.0 r	0.0 r	0.0 r	0.0 r	0.0 r	0.0	0.0 r	0.0 r	0.0 r	0.0 r	0.0 r
Papua New Guinea	853	0.0	0.0 r	0.0 r	0.0 r	0.0 r	0.0 r	0.0	0.0 r	0.0 r	0.0 r	0.0 r	0.0 r
Philippines	566	2.7	1.7 r	1.0 r	0.2 r	0.2 r	0.2 r	3.4	0.8 r	2.1 r	....	....	....
Solomon Islands	813	....	....	....	....	....	....	0.0	0.0 r	0.0 r	0.0 r	0.0 r	0.0 r
Sri Lanka	524	1.8	0.4 r	0.6 r	0.2 r	0.3 r	0.0 r	10.7	3.3 r	3.1 r	2.3 r	2.9 r	2.2 r
Thailand	578	6.6	0.5 r	0.3 r	2.8 r	0.2 r	6.2 r	92.1	19.0 r	17.5 r	18.6 r	23.0 r	19.8 r
Vanuatu	846	....	....	....	....	....	....	0.0	0.0 r	0.0 r	0.0 r	0.0 r	0.0 r
Vietnam	582	70.3	16.5 r	14.2 r	15.0 r	16.2 r	15.8 r	94.3	22.4 r	23.8 r	17.3 r	23.1 r	21.5 r
Asia n.s.	598	....	....	....	....	....	....	54.6	13.0 r	13.8 r	10.0 r	13.4 r	12.5 r
<b>Europe</b>	170	<b>381.1</b>	<b>87.0</b>	<b>81.7</b>	<b>84.9</b>	<b>86.5</b>	<b>79.8</b>	<b>280.3</b>	<b>59.4</b>	<b>75.7</b>	<b>74.9</b>	<b>78.3</b>	<b>72.1</b>
<b>Emerg. &amp; Dev. Europe</b>	903	<b>38.7</b>	<b>5.2</b>	<b>11.8</b>	<b>12.2</b>	<b>7.1</b>	<b>2.7</b>	<b>124.4</b>	<b>28.5</b>	<b>24.3</b>	<b>32.4</b>	<b>58.4</b>	<b>45.7</b>
Albania	914	0.0	0.0 r	0.0 r	0.0 r	0.0 r	0.0 r	0.0	0.0 r	0.0 r	0.0 r	0.0 r	0.0 r
Bosnia and Herzegovina	963	....	....	....	....	....	....	0.4	0.1 r	0.1 r	0.1 r	0.1 r	0.1 r
Bulgaria	918	2.2	0.1 r	0.1 r	0.1 r	0.2 r	0.0 r	4.0	1.0 r	0.5 r	1.3 r	1.7 r	2.6 r
Croatia	960	0.0	....	....	0.0 r	0.0 r	....	6.7	3.7 r	0.4 r	7.4 r	1.4 r	2.5 r
Faroe Islands	816	....	....	....	....	....	....	0.0	0.0 r	0.0 r	0.0 r	0.0 r	0.0 r
Gibraltar	823	0.3	0.1 r	0.1 r	0.1 r	0.1 r	0.1 r	0.2	0.1 r	0.1 r	0.0 r	0.1 r	0.1 r
Hungary	944	0.3	0.1 r	0.1 r	0.1 r	0.0 r	0.0 r	6.8	2.3 r	0.8 r	1.3 r	26.2 r	24.5 r
Macedonia, FYR	962	....	....	....	....	....	....	0.0	0.0 r	0.0 r	0.0 r	0.0 r	0.0 r
Montenegro	943	0.0 e	0.0 e	0.0 e	0.0 e	0.0 e	0.0 e	....	....	....	....	....	....
Poland	964	21.7	0.9 r	8.5 r	8.2 r	2.0 r	0.6 r	25.2	2.3 r	3.0 r	4.4 r	10.6 r	2.1 r
Romania	968	9.4	2.6 r	1.3 r	3.0 r	4.2 r	1.2 r	2.2	1.6 r	0.4 r	0.1 r	0.0 r	0.4 r
Serbia, Republic of	942	0.0	0.0 r	0.0 r	0.0 r	0.0 r	0.1 r	0.4	0.0 r	0.0 r	0.0 r	0.1 r	0.0 r
Turkey	186	4.8	1.3 r	1.7 r	0.7 r	0.7 r	0.7 r	78.6	17.4 r	19.0 r	17.6 r	18.3 r	13.5 r
<b>CIS</b>	901	<b>14.1</b>	<b>4.8</b>	<b>3.5</b>	<b>2.6</b>	<b>3.6</b>	<b>3.2</b>	<b>155.7</b>	<b>30.9</b>	<b>51.4</b>	<b>42.5</b>	<b>19.8</b>	<b>26.3</b>
Armenia	911	0.0	0.0 r	0.0 r	0.0 r	0.0 r	0.0 r	0.0	0.0 r	0.0 r	....	0.0 r	....
Azerbaijan, Rep. of	912	....	....	....	....	....	....	0.0	0.0 r	0.0 r	0.0 r	0.0 r	0.0 r
Belarus	913	0.2	0.1 r	0.0 r	0.1 r	0.1 r	0.1 r	0.7	0.4 r	0.2 r	0.0 r	0.1 r	0.2 r
Georgia	915	0.4	....	0.0 r	0.0 r	....	....	0.4	0.2 r	0.2 r	0.2 r	0.4 r	0.2 r
Kazakhstan	916	0.0	0.0 r	0.0 r	0.0 r	0.0 r	0.0 r	0.0	0.0 r	0.0 r	0.0 r	0.0 r	0.0 r
Kyrgyz Republic	917	0.0	0.0 r	0.0 r	0.0 r	0.0 r	0.0 r	....	....	....	....	....	....
Moldova	921	0.0	0.0 r	0.0 r	0.0 r	0.0 r	0.0 r	0.0	0.0 r	0.0 r	0.0 r	0.0 r	0.0 r
Russian Federation	922	11.7	4.3 r	2.9 r	1.9 r	3.1 r	2.8 r	123.2	28.1 r	40.3 r	40.5 r	18.6 r	25.6 r
Ukraine	926	1.8	0.5 r	0.5 r	0.5 r	0.4 r	0.3 r	31.4	2.1 r	10.6 r	1.8 r	0.7 r	0.3 r
Uzbekistan	927	....	....	....	....	....	....	0.0	0.0 r	0.0 r	0.0 r	0.0 r	0.0 r
Europe n.s.	884	328.3	77.0 r	66.4 r	70.1 r	75.8 r	74.0 r	0.1	0.0 r	0.0 r	0.0 r	0.0 r	0.0 r
<b>Mid East, N Africa, Pak</b>	440	<b>473.1</b>	<b>118.3</b>	<b>97.3</b>	<b>100.4</b>	<b>106.4</b>	<b>102.1</b>	<b>7,031.8</b>	<b>1,655.4</b>	<b>1,763.8</b>	<b>1,285.0</b>	<b>1,729.5</b>	<b>1,622.9</b>
Afghanistan, I.R. of	512	....	....	....	....	....	....	0.0	0.0 r	0.0 r	0.0 r	0.0 r	0.0 r
Algeria	612	1.0	0.2 r	0.2 r	0.2 r	0.2 r	0.2 r	3.2	0.7 r	0.8 r	0.6 r	0.8 r	0.7 r
Bahrain, Kingdom of	419	0.7	0.2 r	0.1 r	0.1 r	0.2 r	0.2 r	52.4	12.4 r	13.2 r	9.6 r	12.8 r	11.9 r
Djibouti	611	7.8	1.8 r	1.6 r	1.7 r	1.8 r	1.8 r	0.1	0.0 r	0.0 r	0.0 r	0.0 r	0.0 r
Egypt	469	0.8	0.4 r	0.1 r	0.0 r	0.0 r	0.0 r	35.5	9.5 r	9.5 r	4.5 r	5.9 r	5.5 r
Iran, I.R. of	429	0.1	0.0 r	0.0 r	0.0 r	0.0 r	0.0 r	16.8	4.0 r	4.3 r	3.1 r	4.1 r	3.8 r
Iraq	433	0.2	0.0 r	0.0 r	0.0 r	0.0 r	0.0 r	0.0	0.0 r	0.0 r	0.0 r	0.0 r	0.0 r
Jordan	439	0.2	0.1 r	0.0 r	0.0 r	0.0 r	0.0 r	1.5	0.3 r	0.7 r	0.2 r	0.2 r	0.7 r
Kuwait	443	0.4	0.1 r	0.1 r	0.1 r	0.1 r	0.1 r	1.4	0.3 r	0.4 r	0.3 r	0.3 r	0.3 r
Lebanon	446	0.9	0.6 r	0.1 r	0.1 r	0.1 r	0.1 r	4.9	0.6 r	1.4 r	0.5 r	0.8 r	0.8 r
Libya	672	0.3	0.1 r	0.1 r	0.1 r	0.1 r	0.1 r	0.1	0.0 r	0.0 r	0.0 r	0.0 r	0.0 r
Mauritania	682	0.1	0.0 r	0.0 r	0.0 r	0.0 r	0.0 r	0.4	0.1 r	0.1 r	0.1 r	0.1 r	0.1 r
Morocco	686	3.3	0.9 r	0.5 r	0.4 r	0.4 r	0.4 r	3.1	0.8 r	0.5 r	1.0 r	1.1 r	1.1 r
Oman	449	249.9	58.6 r	50.6 r	53.4 r	57.7 r	56.3 r	35.6	6.5 r	6.9 r	6.2 r	9.9 r	10.5 r
Pakistan	564	19.9	4.8 r	4.1 r	4.1 r	4.3 r	4.0 r	40.5	9.2 r	10.3 r	8.2 r	11.9 r	11.8 r
Qatar	453	2.9	0.7 r	0.6 r	0.6 r	0.7 r	0.7 r	19.0	5.0 r	5.6 r	3.9 r	5.0 r	4.6 r
Saudi Arabia	456	11.4	2.7 r	2.3 r	2.4 r	2.6 r	2.6 r	5,976.2	1,417.7 r	1,509.6 r	1,093.7 r	1,461.4 r	1,362.7 r
Somalia	726	2.8	0.7 r	0.6 r	0.6 r	0.6 r	0.6 r	0.4	0.1 r	0.1 r	0.1 r	0.1 r	0.1 r
Sudan	732	7.0	4.5 r	....	....	....	....	0.0	0.0 r	0.0 r	0.0 r	0.0 r	0.0 r
Syrian Arab Republic	463	....	....	....	....	....	....	0.1	0.0 r	0.0 r	0.0 r	0.0 r	0.0 r
Tunisia	744	1.2	0.3 r	0.3 r	0.3 r	0.3 r	0.3 r	0.5	0.1 r	0.1 r	0.1 r	0.1 r	0.1 r

# Tanzania (738)

In Millions of U.S. Dollars

		Exports (FOB)						Imports (CIF)					
		2015	2015Q3	2015Q4	2016Q1	2016Q2	2016Q3	2015	2015Q3	2015Q4	2016Q1	2016Q2	2016Q3
United Arab Emirates	466	157.6	40.5 r	35.0 r	35.2 r	36.1 r	33.5 r	838.8	187.5 r	199.9 r	152.6 r	214.5 r	207.8 r
West Bank and Gaza	487	0.9 e	0.3 e	0.3 e	0.3 e	0.4 e	0.3 e	....	....	....	....	....	....
Yemen, Republic of	474	3.7	0.9 r	0.7 r	0.8 r	0.9 r	0.8 r	1.2	0.3 r	0.3 r	0.2 r	0.3 r	0.3 r
<b>Sub-Saharan Africa</b>	<b>603</b>	<b>2,288.2</b>	<b>632.9</b>	<b>459.1</b>	<b>493.4</b>	<b>505.0</b>	<b>493.6</b>	<b>963.4</b>	<b>214.4</b>	<b>213.1</b>	<b>187.5</b>	<b>208.8</b>	<b>229.0</b>
Angola	614	3.8	0.9 r	0.8 r	0.8 r	0.9 r	0.9 r	0.0	0.0 r	0.0 r	0.0 r	0.0 r	0.0 r
Benin	638	0.0	0.0 r	0.0 r	0.0 r	0.0 r	0.0 r	0.1	0.0 r	0.0 r	0.0 r	0.0 r	0.0 r
Botswana	616	0.1	0.0 r	0.0 r	0.0 r	0.0 r	0.0 r	0.1	0.0 r	0.0 r	0.0 r	0.0 r	0.0 r
Burkina Faso	748	3.7	0.9 r	0.7 r	0.8 r	0.8 r	0.8 r	0.0	0.0 r	0.0 r	0.0 r	0.0 r	0.0 r
Burundi	618	39.2	9.4 r	8.3 r	8.9 r	9.7 r	9.6 r	1.1	0.3 r	0.3 r	0.2 r	0.3 r	0.2 r
Cabo Verde	624	0.0	0.0 r	0.0 r	0.0 r	0.0 r	0.0 r	0.0	0.0 r	0.0 r	0.0 r	0.0 r	0.0 r
Cameroon	622	0.5	0.1 r	0.1 r	0.1 r	0.1 r	0.1 r	4.1	1.0 r	1.0 r	0.8 r	1.0 r	0.9 r
Central African Rep.	626	....	....	....	....	....	....	0.0	0.0 r	0.0 r	0.0 r	0.0 r	0.0 r
Chad	628	0.1	0.0 r	0.0 r	0.0 r	0.0 r	0.0 r	0.0	0.0 r	0.0 r	0.0 r	0.0 r	0.0 r
Comoros	632	187.9	44.1 r	38.0 r	40.1 r	43.4 r	42.3 r	0.1	0.0 r	0.0 r	0.0 r	0.0 r	0.0 r
Congo, Dem. Rep. of	636	198.3	44.9 r	39.3 r	43.4 r	48.8 r	49.2 r	0.6	0.1 r	0.2 r	0.1 r	0.2 r	0.1 r
Congo, Republic of	634	115.5	27.1 r	23.4 r	24.7 r	26.6 r	26.0 r	0.1	0.0 r	0.0 r	0.0 r	0.0 r	0.0 r
Côte d'Ivoire	662	0.3	0.1 r	0.1 r	0.1 r	0.1 r	0.1 r	0.1	0.0 r	0.0 r	0.0 r	0.0 r	0.0 r
Equatorial Guinea	642	0.0	0.0 r	0.0 r	0.0 r	0.0 r	0.0 r	0.0	0.0 r	0.0 r	0.0 r	0.0 r	0.0 r
Eritrea	643	0.1	0.0 r	0.0 r	0.0 r	0.0 r	0.0 r	0.0	0.0 r	0.0 r	0.0 r	0.0 r	0.0 r
Ethiopia	644	0.1	0.0 r	0.0 r	0.0 r	0.0 r	0.0 r	2.3	0.6 r	0.6 r	0.4 r	0.6 r	0.5 r
Gabon	646	0.0	0.0 r	0.0 r	0.0 r	0.0 r	0.0 r	0.1	0.0 r	0.0 r	0.0 r	0.0 r	0.0 r
Gambia, The	648	0.0	0.0 r	0.0 r	0.0 r	0.0 r	0.0 r	0.0	0.0 r	0.0 r	0.0 r	0.0 r	0.0 r
Ghana	652	0.5	0.1 r	0.1 r	0.1 r	0.1 r	0.1 r	0.6	0.2 r	0.2 r	0.1 r	0.2 r	0.1 r
Guinea	656	0.8	0.2 r	0.2 r	0.2 r	0.2 r	0.2 r	0.6	0.1 r	0.1 r	0.1 r	0.1 r	0.1 r
Kenya	664	793.9	199.7 r	170.1 r	169.0 r	171.9 r	158.6 r	237.3	37.9 r	35.3 r	32.4 r	53.2 r	57.0 r
Lesotho	666	....	....	....	....	....	....	0.5	0.1 r	0.1 r	0.1 r	0.1 r	0.1 r
Liberia	668	0.1	0.0 r	0.0 r	0.0 r	0.0 r	0.0 r	3.7	0.9 r	0.9 r	0.7 r	0.9 r	0.9 r
Madagascar	674	3.3	0.8 r	0.7 r	0.7 r	0.8 r	0.7 r	1.5	0.4 r	0.4 r	0.3 r	0.4 r	0.4 r
Malawi	676	56.1	13.9 r	12.0 r	12.3 r	13.0 r	12.4 r	13.5	3.2 r	3.5 r	2.5 r	3.3 r	3.0 r
Mali	678	0.1	0.0 r	0.0 r	0.0 r	0.0 r	0.0 r	0.2	0.1 r	0.1 r	0.0 r	0.1 r	0.1 r
Mauritius	684	1.3	0.3 r	0.5 r	0.2 r	0.2 r	0.2 r	24.7	4.4 r	6.9 r	0.3 r	0.4 r	0.4 r
Mozambique	688	18.7	3.0 r	2.9 r	4.4 r	6.0 r	7.0 r	33.1	7.9 r	8.4 r	6.1 r	8.1 r	7.5 r
Namibia	728	0.7	0.2 r	0.1 r	0.1 r	0.2 r	0.2 r	4.8	1.1 r	1.2 r	0.9 r	1.2 r	1.1 r
Niger	692	0.0	0.0 r	0.0 r	0.0 r	0.0 r	0.0 r	0.2	0.1 r	0.1 r	0.0 r	0.1 r	0.0 r
Nigeria	694	3.6	0.8 r	0.7 r	0.8 r	0.8 r	0.8 r	6.4	1.6 r	1.7 r	1.1 r	1.4 r	1.2 r
Rwanda	714	41.3	10.9 r	10.0 r	10.8 r	11.9 r	11.8 r	1.1	0.3 r	0.3 r	0.2 r	0.3 r	0.3 r
São Tomé & Príncipe	716	0.0	0.0 r	0.0 r	0.0 r	0.0 r	0.0 r	0.0	0.0 r	0.0 r	0.0 r	0.0 r	0.0 r
Senegal	722	0.6	0.1 r	0.1 r	0.1 r	0.1 r	0.1 r	0.1	0.0 r	0.0 r	0.1 r	0.1 r	0.1 r
Seychelles	718	14.1	3.3 r	2.8 r	3.0 r	3.2 r	3.2 r	0.1	0.0 r	0.0 r	0.0 r	0.0 r	0.0 r
Sierra Leone	724	0.0	0.0 r	0.0 r	0.0 r	0.0 r	0.0 r	0.0	0.0 r	0.0 r	0.0 r	0.0 r	0.0 r
South Africa	199	675.4	238.4 r	123.3 r	142.6 r	82.8 r	127.8 r	511.3	129.9 r	116.9 r	93.8 r	112.9 r	119.9 r
South Sudan, Rep. of	733	0.1	0.0 r	0.0 r	0.0 r	0.0 r	0.0 r	....	....	....	....	....	....
Swaziland	734	9.1	2.1 r	1.8 r	1.9 r	2.1 r	2.1 r	37.1	8.4 r	8.8 r	6.5 r	9.0 r	8.5 r
Togo	742	0.1	0.0 r	0.0 r	0.0 r	0.0 r	0.0 r	0.0	0.0 r	0.0 r	0.0 r	0.0 r	0.0 r
Uganda	746	50.5	18.3 r	10.2 r	7.1 r	12.1 r	13.1 r	39.2	9.7 r	12.9 r	7.8 r	9.5 r	16.1 r
Zambia	754	44.2	7.6 r	7.8 r	15.9 r	63.3 r	20.8 r	32.4	4.7 r	11.8 r	31.9 r	4.2 r	8.9 r
Zimbabwe	698	6.3	1.5 r	1.3 r	1.3 r	1.5 r	1.4 r	5.7	1.4 r	1.5 r	1.0 r	1.3 r	1.2 r
Africa n.s.	799	17.6	4.1 r	3.6 r	3.8 r	4.1 r	4.0 r	0.0	0.0 r	0.0 r	0.0 r	0.0 r	0.0 r
<b>Western Hemisphere</b>	<b>205</b>	<b>82.6</b>	<b>20.8</b>	<b>20.6</b>	<b>20.8</b>	<b>20.8</b>	<b>20.8</b>	<b>49.0</b>	<b>10.5</b>	<b>13.7</b>	<b>11.2</b>	<b>10.2</b>	<b>12.2</b>
Antigua and Barbuda	311	....	....	....	....	....	....	0.0	0.0 r	0.0 r	0.0 r	0.0 r	0.0 r
Argentina	213	1.0	0.2 r	0.2 r	0.2 r	0.2 r	0.2 r	17.3	4.3 r	4.3 r	4.3 r	4.3 r	4.3 r
Aruba	314	....	....	....	....	....	....	0.0	0.0 r	0.0 r	0.0 r	0.0 r	0.0 r
Bahamas, The	313	....	....	....	....	....	....	0.1	0.0 r	0.0 r	0.0 r	0.0 r	0.0 r
Barbados	316	....	....	....	....	....	....	0.0	0.0 r	0.0 r	0.0 r	0.0 r	0.0 r
Belize	339	0.0	0.0 r	0.0 r	0.0 r	0.0 r	0.0 r	....	....	....	....	....	....
Bermuda	319	0.0 e	0.0 e	0.0 e	0.0 e	0.0 e	0.0 e	....	....	....	....	....	....
Bolivia	218	....	....	....	....	....	....	0.0	0.0 r	0.0 r	0.0 r	0.0 r	0.0 r
Brazil	223	0.0	0.0 r	0.0 r	0.0 r	....	0.0 r	17.0	2.4 r	5.9 r	3.8 r	2.6 r	4.5 r
Chile	228	0.1	0.0 r	0.0 r	0.0 r	0.0 r	0.0 r	0.9	0.3 r	0.1 r	0.1 r	0.0 r	0.1 r
Colombia	233	0.2	0.2 r	0.1 r	0.2 r	0.3 r	0.3 r	0.8	0.2 r	0.1 r	....	....	....



# Tanzania (738)

In Millions of U.S. Dollars

		Exports (FOB)						Imports (CIF)					
		2015	2015Q3	2015Q4	2016Q1	2016Q2	2016Q3	2015	2015Q3	2015Q4	2016Q1	2016Q2	2016Q3
Costa Rica	238	....	....	....	....	....	....	0.1	0.0 r	0.0 r	0.0 r	0.0 r	0.0 r
Curacao	354	0.0	0.0 r	0.0 r	0.0 r	0.0 r	0.0 r	0.7	0.2 r	0.2 r	0.1 r	0.2 r	0.2 r
Dominica	321	0.0	0.0 r	0.0 r	0.0 r	0.0 r	0.0 r	0.0	0.0 r	0.0 r	0.0 r	0.0 r	0.0 r
Dominican Republic	243	0.2	0.0 r	0.0 r	0.0 r	0.0 r	0.0 r	0.1	0.0 r	0.0 r	0.0 r	0.0 r	0.0 r
Ecuador	248	0.0	....	0.0 r	0.0 r	0.0 r	0.0 r	0.1	0.0 r	0.0 r	0.1 r	0.1 r	0.1 r
El Salvador	253	0.0	....	....	....	....	....	0.0	0.0 r	0.0 r	0.0 r	0.0 r	0.0 r
Guatemala	258	....	....	....	....	....	....	0.0	0.0 r	0.0 r	0.0 r	0.0 r	0.0 r
Honduras	268	0.0	0.0 r	0.0 r	....	....	....	0.1	0.0 r	0.0 r	....	....	....
Jamaica	343	0.0	0.0 r	0.0 r	0.0 r	0.0 r	0.0 r	0.0	0.0 r	0.0 r	0.0 r	0.0 r	0.0 r
Mexico	273	1.2	0.3 r	0.3 r	0.3 r	0.3 r	0.3 r	7.4	1.8 r	1.8 r	1.8 r	1.8 r	1.8 r
Nicaragua	278	....	....	....	....	....	....	2.3	0.5 r	0.6 r	0.4 r	0.6 r	0.5 r
Panama	283	79.0	19.8 r	19.8 r	19.8 r	19.8 r	19.8 r	1.5	0.4 r	0.4 r	0.4 r	0.4 r	0.4 r
Paraguay	288	0.8	0.2 r	0.2 r	0.2 r	0.2 r	0.2 r	0.0	0.0 r	0.0 r	0.0 r	0.0 r	0.0 r
Peru	293	0.0	0.0 r	0.0 r	0.0 r	0.0 r	0.0 r	0.6	0.1 r	0.2 r	0.1 r	0.1 r	0.1 r
St. Kitts and Nevis	361	....	....	....	....	....	....	0.0	0.0 r	0.0 r	0.0 r	0.0 r	0.0 r
Suriname	366	....	....	....	....	....	....	0.0	0.0 r	0.0 r	0.0 r	0.0 r	0.0 r
Trinidad and Tobago	369	....	....	....	....	....	....	0.0	0.0 r	0.0 r	0.0 r	0.0 r	0.0 r
Uruguay	298	....	....	....	....	....	....	0.0	0.0 r	....	....	....	....
Venezuela, Rep. Bol.	299	....	....	....	....	....	....	0.0	0.0 r	0.0 r	0.0 r	0.0 r	0.0 r
Western Hem. n.s.	399	....	....	....	....	....	....	0.2	0.0 r	0.0 r	0.0 r	0.0 r	0.0 r
<b>Other Countries n.i.e</b>	910	<b>0.1</b>	<b>0.0</b>	<b>0.0</b>	<b>0.0</b>	<b>0.0</b>	<b>0.0</b>	<b>3.2</b>	<b>0.8</b>	<b>0.8</b>	<b>0.6</b>	<b>0.8</b>	<b>0.7</b>
Cuba	928	0.0	0.0 r	0.0 r	0.0 r	0.0 r	0.0 r	1.0	0.2 r	0.2 r	0.2 r	0.2 r	0.2 r
Korea, Dem. People's Rep.	954	0.1	0.0 r	0.0 r	0.0 r	0.0 r	0.0 r	2.2	0.5 r	0.6 r	0.4 r	0.5 r	0.5 r
<b>Countries &amp; Areas n.s.</b>	898	<b>53.1</b>	<b>12.5 r</b>	<b>10.7 r</b>	<b>11.3 r</b>	<b>12.3 r</b>	<b>12.0 r</b>	<b>0.5</b>	<b>0.1 r</b>	<b>0.1 r</b>	<b>0.1 r</b>	<b>0.1 r</b>	<b>0.1 r</b>
<b>Memorandum Items</b>													
Africa	605	2,311.2	641.2	462.2	496.5	508.4	496.9	971.2	216.3	214.8	189.4	211.0	231.1
Middle East	405	430.0	105.1	90.1	93.1	98.8	94.7	6,983.4	1,644.2	1,751.7	1,274.9	1,715.3	1,608.9
European Union	998	620.2	143.2	135.5	175.0	167.7	128.0	1,001.4	264.7	237.1	213.8	318.8	247.8
Export earnings: fuel	080	563.2	137.3	117.6	121.4	130.3	125.3	7,075.5	1,664.6	1,783.1	1,312.0	1,729.4	1,629.7
Export earnings: nonfuel	092	5,692.8	1,395.7	1,278.2	1,323.8	1,294.5	1,302.0	7,707.2	1,818.7	1,891.3	1,614.0	2,021.3	1,940.4

# Thailand (578)

In Millions of U.S. Dollars

		Exports (FOB)						Imports (CIF)					
		2015	2015Q3	2015Q4	2016Q1	2016Q2	2016Q3	2015	2015Q3	2015Q4	2016Q1	2016Q2	2016Q3
IFS World		211,028.3	53,301.2	52,257.9	53,987.0	50,834.6	55,089.4	201,899.9	49,678.9	48,963.2	46,273.5	47,210.7	50,216.2
World	001	211,053.8	53,302.1	52,262.0	53,987.0	50,834.6	54,415.4	201,976.8	49,679.1	48,963.9	46,273.5	47,210.7	50,216.2
Advanced Economies	110	107,380.4	27,421.2	26,099.9	28,609.8	26,761.3	28,092.4	96,864.7	22,980.7	23,612.2	22,557.1	21,825.0	23,499.7
Euro Area	163	15,015.2	3,729.1	3,810.6	3,981.8	3,693.5	3,932.4	13,765.9	3,351.0	3,373.3	3,350.1	3,444.3	3,779.8
Austria	122	228.3	60.0	49.9	53.8	52.0	60.9 r	357.2	101.8	79.3	74.9	96.2	81.1
Belgium	124	1,523.7	381.5	366.1	382.2	361.9	390.1 r	850.6	181.5	187.6	187.5	178.1	131.6
Cyprus	423	22.0	5.7	5.3	6.0	7.4	5.4 r	3.8	1.1	0.4	1.4	0.3	1.2
Estonia	939	50.9	13.1	11.3	10.7	11.2	17.9 r	32.1	9.4	6.3	14.4	5.5	5.8
Finland	172	219.3	58.1	56.3	31.2	43.5	48.8 r	307.5	81.0	66.7	59.8	65.7	136.9
France	132	1,579.9	372.8	405.4	417.8	388.0	375.7 r	2,727.6	615.8	716.0	671.5	648.1	739.3
Germany	134	4,220.2	1,061.6	1,068.3	1,154.0	1,023.5	1,212.2 r	5,523.5	1,418.7	1,330.8	1,344.4	1,461.2	1,557.9
Greece	174	120.4	19.9	29.6	37.6	33.8	27.0 r	50.0	7.9	23.3	14.4	8.0	7.2
Ireland	178	489.7	120.5	119.3	117.9	97.1	110.1 r	390.1	97.4	83.7	111.4	98.1	89.1
Italy	136	1,309.4	337.0	299.5	401.2	350.3	416.4 r	1,916.0	437.4	490.2	454.3	443.3	506.2
Latvia	941	36.5	10.1	10.9	7.1	8.2	13.1 r	16.6	4.7	5.2	3.7	3.6	4.0
Lithuania	946	25.0	6.2	6.4	7.4	6.3	5.6 r	8.5	2.5	1.9	1.7	2.7	3.3
Luxembourg	137	7.2	1.4	1.1	3.8	1.5	1.9 r	15.3	4.3	2.7	2.9	4.6	3.2
Malta	181	19.0	5.3	4.1	4.2	7.5	4.1 r	27.0	9.0	10.1	5.1	5.2	15.1
Netherlands	138	4,204.5	1,055.4	1,089.8	1,056.9	1,006.6	985.7 r	966.7	246.6	242.9	251.4	259.9	244.7
Portugal	182	141.2	32.3	44.1	38.8	44.5	31.3 r	73.2	15.0	13.1	13.5	14.1	12.5
Spain	184	817.8	188.1	243.4	251.3	250.2	226.1 r	500.4	116.8	113.3	137.6	149.8	178.8
Australia	193	9,617.9	2,521.8	2,511.9	2,546.6	2,547.3	2,826.3 r	4,198.3	875.3	1,099.0	737.7	683.9	771.3
Canada	156	1,343.6	331.6	335.0	323.5	331.6	359.2 r	923.4	220.9	252.1	191.8	214.7	245.5
China,P.R.: Hong Kong	532	11,649.8	3,149.6	2,857.4	2,959.6	2,533.0	2,669.4 r	1,567.5	288.0	440.2	334.2	274.6	431.8
China,P.R.: Macao	546	24.2	6.9	4.9	5.6	5.1	5.3 r	10.8	2.3	2.9	3.3	2.7	1.7
Czech Republic	935	739.1	207.5	187.3	188.8	153.4	177.4 r	168.6	46.3	44.5	42.7	43.9	54.1
Denmark	128	437.2	110.3	108.6	95.7	95.7	102.1 r	235.2	57.6	53.3	57.3	70.7	72.0
Iceland	176	5.8	1.8	1.6	1.5	1.4	1.1 r	11.2	4.2	2.3	1.4	2.5	5.5
Israel	436	694.4	197.1	173.1	172.8	170.7	168.6 r	393.2	94.5	88.4	87.6	104.2	97.6
Japan	158	19,769.6	4,866.4	4,791.4	5,435.0	4,684.0	4,898.0 r	31,128.5	7,707.4	7,442.5	7,885.9	7,272.6	7,921.3
Korea, Republic of	542	4,040.7	1,016.7	969.2	938.4	949.0	989.3 r	7,013.4	1,756.7	1,590.9	1,746.8	1,725.0	1,972.4
New Zealand	196	1,302.0	351.3	327.2	325.5	330.2	387.7 r	591.7	129.5	126.1	153.6	146.3	155.1
Norway	142	186.5	48.8	40.1	35.6	43.7	54.2 r	276.3	56.5	70.1	80.5	65.9	90.9
Singapore	576	8,613.6	2,177.6	1,747.2	2,496.0	1,735.3	1,977.9 r	7,187.4	1,571.5	1,438.9	1,635.8	1,629.0	1,638.5
Sweden	144	467.3	113.1	103.2	100.1	100.9	117.1 r	790.4	174.1	168.9	146.6	173.8	189.2
Switzerland	146	2,510.9	822.4	445.7	1,679.2	1,511.9	1,305.9 r	4,640.5	988.6	1,804.7	956.8	898.6	712.7
Taiwan Prov.of China	528	3,478.9	844.2	828.8	774.6	866.3	805.8 r	7,502.2	1,897.0	1,746.8	1,650.0	1,761.1	1,903.0
United Kingdom	112	3,763.8	965.7	878.1	864.6	952.2	993.3 r	2,539.7	629.4	532.6	430.3	498.8	549.3
United States	111	23,719.9	5,959.3	5,978.5	5,684.9	6,056.0	6,321.2 r	13,920.5	3,129.9	3,334.8	3,064.8	2,812.6	2,907.9
Emerg. & Dev. Economies	200	102,854.1	25,731.3	25,989.5	25,226.3	23,939.0	26,179.1	102,476.8	26,044.4	24,639.6	22,902.0	24,624.9	26,020.8
Emerg. & Dev. Asia	505	76,039.2	18,906.8	19,436.4	18,610.6	17,913.1	19,764.0	75,309.3	19,182.5	18,882.9	18,013.8	18,558.9	19,800.5
Bangladesh	513	845.0	226.0	198.9	226.7	235.0	241.1 r	44.0	11.0	11.0	12.7	11.3	20.1
Brunei Darussalam	516	104.2	25.9	24.6	18.7	18.3	16.9 r	708.0	105.2	237.9	146.4	177.8	112.3
Cambodia	522	4,882.7	1,154.6	1,256.5	1,099.2	983.0	1,086.0 r	638.2	112.3	122.4	294.3	279.5	267.2
China,P.R.: Mainland	924	23,366.4	6,023.3	5,998.2	5,240.8	5,251.6	6,234.0 r	40,910.6	10,368.3	11,054.1	9,939.3	10,341.5	11,033.1
Fiji	819	54.0	12.4	13.6	14.1	16.2	15.9 r	5.8	0.6	0.7	0.3	0.7	1.3
F.T. French Polynesia	887	20.2	5.6	3.4	3.8	4.0	4.5 r	3.7	0.7	0.6	0.5	0.3	1.3
F.T. New Caledonia	839	55.1	12.2	11.5	11.3	11.7	10.7 r	0.1	0.0	0.0	0.0	0.1	0.1
Guam	829	9.4	2.6	2.1	1.8	2.4	2.4 r	0.0	0.0	0.0	0.0	0.0	0.0
India	534	5,215.3	1,292.6	1,155.3	1,281.5	1,347.9	1,247.2 r	2,618.2	673.8	574.7	705.6	535.3	641.2
Indonesia	536	7,711.7	1,828.6	1,864.8	2,225.9	1,866.1	2,263.4 r	6,536.1	1,822.1	1,423.0	1,485.4	1,587.8	1,716.1
Kiribati	826	1.7	0.5	0.3	0.3	0.9	0.9 r	84.7	14.3	29.9	15.1	23.2	33.6
Lao People's Dem.Rep	544	4,169.3	988.0	1,114.6	1,025.3	991.7	946.1 r	1,464.7	374.3	392.6	399.6	450.1	508.7
Malaysia	548	10,031.6	2,497.6	2,323.8	2,523.4	2,289.2	2,395.4 r	11,872.6	2,923.1	2,852.4	2,616.5	2,640.7	2,890.7
Maldives	556	80.3	20.1	22.1	24.3	27.8	25.4 r	40.8	9.2	6.7	4.5	16.8	6.5
Mongolia	948	12.4	4.2	2.6	2.2	3.1	4.0 r	3.3	0.3	0.2	0.9	5.6	4.4
Myanmar	518	4,111.5	938.1	1,085.4	1,080.8	1,043.6	1,000.0 r	3,556.0	934.3	702.3	632.2	600.1	559.3
Nauru	836	0.1	0.0	0.0	0.1	0.0	0.0 r	0.1	0.0	0.0	....	....	0.0
Nepal	558	53.7	14.6	8.9	18.3	17.3	15.9 r	0.8	0.3	0.1	0.1	0.1	0.3
Papua New Guinea	853	137.8	34.1	32.6	37.7	31.3	38.6 r	284.9	102.4	49.5	52.8	53.8	47.7

# Thailand (578)

In Millions of U.S. Dollars

		Exports (FOB)						Imports (CIF)					
		2015	2015Q3	2015Q4	2016Q1	2016Q2	2016Q3	2015	2015Q3	2015Q4	2016Q1	2016Q2	2016Q3
Philippines	566	5,900.6	1,448.6	1,746.6	1,651.5	1,477.2	1,652.3 r	2,348.3	608.2	569.4	611.6	664.6	736.6
Samoa	862	16.1	8.2	3.4	2.7	2.9	3.1 r	0.1	0.1	0.0	0.2	0.0	0.0
Solomon Islands	813	11.8	3.4	2.9	2.4	2.4	3.2 r	14.1	1.2	3.5	5.5	1.7	5.2
Sri Lanka	524	427.3	114.8	103.8	106.7	94.9	122.7 r	53.8	12.3	11.3	11.8	9.9	9.3
Timor-Leste	537	10.7	1.6	4.5	2.9	1.9	1.3 r	0.0	0.0	0.0	0.0	0.0	0.0
Tonga	866	2.2	0.4	0.3	0.4	0.6	0.6 r	0.0	....	0.0	0.0	0.0	....
Vanuatu	846	10.6	2.9	3.1	3.2	2.6	2.3 r	14.9	1.6	1.1	1.1	3.5	6.9
Vietnam	582	8,773.0	2,240.3	2,444.6	1,995.8	2,180.6	2,419.4 r	4,033.4	1,086.9	828.5	1,062.5	1,142.1	1,130.3
Asia n.s.	598	24.4	5.7	8.0	8.9	8.8	10.7 r	72.1	20.0	10.8	14.7	12.3	68.3
<b>Europe</b>	170	<b>3,053.4</b>	<b>809.1</b>	<b>765.1</b>	<b>757.7</b>	<b>728.7</b>	<b>789.4</b>	<b>3,298.7</b>	<b>762.0</b>	<b>845.5</b>	<b>669.4</b>	<b>740.6</b>	<b>915.3</b>
<b>Emerg. &amp; Dev. Europe</b>	903	<b>1,970.5</b>	<b>507.3</b>	<b>494.7</b>	<b>527.6</b>	<b>507.0</b>	<b>496.9</b>	<b>714.9</b>	<b>180.3</b>	<b>177.5</b>	<b>185.1</b>	<b>190.3</b>	<b>292.6</b>
Albania	914	6.7	1.6	1.6	1.4	2.0	1.8 r	0.5	0.3	0.1	0.1	0.3	0.2
Bulgaria	918	36.4	10.6	10.1	10.2	10.2	9.9 r	50.5	10.4	16.7	15.3	10.6	12.6
Faroe Islands	816	0.0	....	0.0	0.2	0.3	0.2 r	1.4	0.4	0.4	0.3	0.6	0.1
Gibraltar	823	0.1	0.0	0.0	0.1	0.1	0.2 r	0.0	0.0	0.0	0.0	0.0	0.0
Hungary	944	448.4	119.4	109.0	114.8	96.1	104.9 r	160.3	34.2	36.0	34.7	37.4	66.0
Montenegro	943	2.1	0.8	0.6	0.3	0.6	0.3 r	0.1	0.0	0.1	0.0	0.1	0.0
Poland	964	382.7	107.6	100.9	98.6	97.2	91.5 r	180.4	51.1	42.7	50.9	54.8	63.2
Romania	968	125.0	31.5	33.2	27.9	29.1	31.8 r	88.3	17.8	31.3	17.8	21.6	23.3
Serbia, Republic of	942	....	....	....	2.3	2.7	2.8 r	....	....	....	1.1	1.5	1.0
Turkey	186	964.2	233.5	238.8	271.8	268.9	253.4 r	232.4	65.5	50.2	64.8	63.4	126.2
<b>CIS</b>	901	<b>822.5</b>	<b>229.4</b>	<b>205.5</b>	<b>166.0</b>	<b>158.4</b>	<b>230.5</b>	<b>2,493.7</b>	<b>559.9</b>	<b>648.1</b>	<b>466.2</b>	<b>531.5</b>	<b>600.2</b>
Armenia	911	1.5	0.5	0.3	0.4	0.4	0.5 r	0.7	0.0	0.2	0.2	0.1	0.2
Azerbaijan, Rep. of	912	13.3	2.0	3.2	0.5	0.7	4.1 r	376.0	0.0	106.4	89.1	102.0	49.2
Belarus	913	3.7	0.6	0.7	1.3	0.9	1.5 r	79.4	29.5	14.0	15.6	16.2	16.4
Kazakhstan	916	35.8	9.8	8.6	4.4	7.9	10.9 r	10.9	2.2	6.0	2.7	3.1	5.5
Kyrgyz Republic	917	1.4	0.8	0.2	0.1	0.2	0.2 r	0.0	0.0	0.0	0.0	0.0	0.0
Moldova	921	0.4	0.1	0.0	0.0	0.0	0.0 r	4.3	1.5	2.0	0.5	0.1	1.2
Russian Federation	922	702.2	196.7	176.5	136.3	125.6	161.9 r	1,638.6	378.2	332.2	233.9	311.5	359.0
Tajikistan	923	0.9	0.2	0.3	0.2	0.2	0.1 r	0.0	0.0	0.0	0.0	0.0	0.0
Turkmenistan	925	6.6	2.5	0.5	1.9	2.6	2.6 r	3.5	0.9	0.6	0.5	0.2	1.8
Ukraine	926	47.8	13.0	14.1	19.8	18.4	43.7 r	378.9	146.6	186.7	123.7	98.1	166.8
Uzbekistan	927	8.9	3.2	1.0	1.1	1.3	4.9 r	1.2	0.9	0.0	0.0	0.0	0.0
Europe n.s.	884	260.3	72.4	64.9	64.1	63.2	62.1 r	90.2	21.9	20.0	18.1	18.9	22.5
<b>Mid East, N Africa, Pak</b>	440	<b>11,247.4</b>	<b>2,726.8</b>	<b>2,837.8</b>	<b>2,773.9</b>	<b>2,384.8</b>	<b>2,342.6</b>	<b>18,218.4</b>	<b>4,540.8</b>	<b>3,522.5</b>	<b>2,963.8</b>	<b>3,823.2</b>	<b>3,882.0</b>
Afghanistan, I.R. of	512	28.8	5.6	7.3	14.9	8.3	6.0 r	0.1	0.0	0.0	0.0	0.0	0.1
Algeria	612	126.4	23.6	19.4	23.3	28.5	38.1 r	141.6	0.1	46.0	113.2	86.7	12.5
Bahrain, Kingdom of	419	214.3	48.7	82.1	53.4	39.8	36.1 r	186.3	43.3	59.4	8.2	34.8	25.3
Djibouti	611	32.6	12.7	6.2	8.5	7.7	9.9 r	0.0	0.0	0.0	0.0	0.0	0.0
Egypt	469	997.2	245.9	246.9	208.1	186.6	183.3 r	42.2	11.4	13.8	3.6	22.8	16.5
Iran, I.R. of	429	214.3	45.3	48.9	52.8	56.9	84.8 r	91.7	17.3	1.4	24.6	53.8	27.1
Iraq	433	181.6	45.0	43.8	28.0	21.8	27.0 r	0.0	0.0	0.0	0.0	0.0	0.0
Jordan	439	213.6	42.8	69.6	58.1	34.6	39.5 r	10.4	4.3	1.9	1.8	1.9	5.3
Kuwait	443	394.6	90.8	102.0	106.5	84.6	82.2 r	796.6	257.2	168.4	165.1	72.6	139.8
Lebanon	446	225.9	50.1	61.2	54.0	44.2	36.7 r	5.5	1.8	0.6	1.4	0.3	2.4
Libya	672	104.6	17.2	24.6	16.3	23.8	51.1 r	0.0	0.0	0.0	0.0	0.1	34.7
Mauritania	682	14.6	1.7	2.2	6.1	5.1	3.6 r	1.2	0.8	0.0	0.3	0.1	0.2
Morocco	686	95.5	24.2	22.1	26.8	30.6	32.8 r	70.1	21.9	19.0	21.7	14.7	8.4
Oman	449	609.7	150.5	167.6	170.4	141.2	149.7 r	635.2	193.5	89.6	10.8	25.2	23.0
Pakistan	564	898.7	217.4	207.1	223.6	279.1	247.3 r	119.1	27.8	25.5	28.2	30.7	27.7
Qatar	453	349.7	77.5	85.1	114.7	51.6	57.6 r	2,991.3	835.3	622.7	474.6	551.1	657.6
Saudi Arabia	456	2,902.2	670.7	742.3	745.6	560.7	492.1 r	4,915.3	1,166.9	1,070.1	816.4	1,377.2	1,248.0
Somalia	726	17.4	3.3	3.8	3.9	7.3	2.8 r	0.5	0.2	0.3	0.2	0.0	0.0
Sudan	732	280.0	102.3	49.7	20.9	15.0	14.9 r	0.9	0.3	0.3	0.6	0.2	1.0
Syrian Arab Republic	463	44.5	18.1	8.0	7.5	6.4	7.1 r	0.0	0.0	0.0	0.0	0.2	0.4
Tunisia	744	107.6	33.7	23.6	45.1	44.4	34.1 r	14.7	3.7	3.6	3.6	5.1	6.5
United Arab Emirates	466	3,021.3	765.9	778.7	761.0	680.8	673.0 r	8,133.5	1,953.7	1,399.0	1,287.9	1,544.1	1,644.7
Yemen, Republic of	474	172.2	33.8	35.7	24.3	25.9	32.8 r	62.1	1.3	0.7	1.6	1.5	1.0
<b>Sub-Saharan Africa</b>	603	<b>4,878.0</b>	<b>1,257.5</b>	<b>1,135.9</b>	<b>1,168.9</b>	<b>1,182.5</b>	<b>1,145.6</b>	<b>1,734.5</b>	<b>403.1</b>	<b>421.8</b>	<b>374.4</b>	<b>317.7</b>	<b>383.4</b>
Angola	614	179.9	36.8	49.2	30.1	39.8	27.5 r	155.5	17.7	46.8	22.6	13.9	77.7

# Thailand (578)

In Millions of U.S. Dollars

		Exports (FOB)						Imports (CIF)					
		2015	2015Q3	2015Q4	2016Q1	2016Q2	2016Q3	2015	2015Q3	2015Q4	2016Q1	2016Q2	2016Q3
Benin	638	306.6	124.4	106.6	96.4	99.0	117.6 r	6.8	2.4	2.4	1.0	1.3	0.5
Botswana	616	1.1	0.6	0.3	0.2	0.9	1.0 r	10.7	0.0	0.7	0.8	0.0	0.2
Burkina Faso	748	11.6	3.3	2.6	2.2	1.8	2.2 r	35.1	9.5	7.7	6.6	3.2	4.1
Burundi	618	0.6	0.2	0.2	0.1	0.2	0.1 r	0.7	0.2	0.0	0.0	....	0.0
Cabo Verde	624	13.0	7.2	2.0	1.1	2.0	0.8 r	0.0	....	....	0.0	0.0	0.0
Cameroon	622	174.0	36.5	56.8	67.5	40.1	17.4 r	8.0	1.5	2.1	1.2	1.3	0.6
Central African Rep.	626	0.6	0.1	0.4	0.1	0.2	0.0 r	3.0	....	....	0.1	0.3	0.1
Chad	628	2.3	0.4	1.1	0.1	0.3	0.4 r	2.3	0.7	1.4	4.5	0.2	0.1
Comoros	632	1.5	0.4	0.2	0.8	0.5	0.2 r	0.0	0.0	0.0	0.0	0.0	0.0
Congo, Dem. Rep. of	636	....	....	....	....	....	....	0.0	0.0	....	....	....	....
Congo, Republic of	634	74.9	17.2	9.3	15.4	23.1	14.3 r	116.8	17.0	13.9	18.7	34.6	42.3
Côte d'Ivoire	662	241.1	54.9	77.0	105.2	67.3	65.8 r	23.6	8.3	5.1	4.5	4.1	4.7
Ethiopia	644	49.5	15.5	7.9	13.8	12.9	9.5 r	9.0	1.8	2.1	1.8	2.1	2.2
Gabon	646	60.2	17.1	19.1	19.3	17.3	23.8 r	1.1	0.3	0.2	0.3	0.7	0.3
Gambia, The	648	28.0	5.5	6.0	6.0	4.0	5.6 r	0.9	0.0	0.0	0.1	0.1	0.0
Ghana	652	186.5	49.6	41.1	49.9	56.8	51.0 r	29.7	13.1	1.6	0.5	0.7	1.1
Guinea	656	21.8	5.1	6.8	15.0	4.5	20.3 r	2.2	0.6	0.3	0.3	1.6	1.2
Guinea-Bissau	654	3.8	0.1	3.5	0.3	0.2	0.1 r	0.0	0.0	....	....	....	0.2
Kenya	664	154.2	41.0	34.5	31.8	44.0	37.1 r	25.3	7.4	8.0	2.8	4.2	5.5
Lesotho	666	0.2	0.0	0.0	0.1	0.0	0.0 r	0.0	0.0	0.0	0.0	0.0	0.0
Liberia	668	7.3	2.2	1.2	1.1	0.8	0.4 r	0.1	0.0	0.0	0.0	0.3	0.2
Madagascar	674	34.1	8.9	6.4	5.5	3.3	8.7 r	3.2	1.0	0.3	0.9	1.2	2.3
Malawi	676	1.9	0.4	0.4	0.3	1.1	0.5 r	0.1	0.0	0.1	0.0	0.0	0.0
Mali	678	4.8	0.8	1.8	1.5	3.6	0.9 r	45.1	11.8	8.1	7.5	9.5	7.7
Mauritius	684	79.1	19.4	21.1	16.1	13.8	19.5 r	4.6	0.9	1.7	4.1	0.8	0.8
Mozambique	688	177.3	51.3	29.3	26.6	39.6	38.3 r	10.3	1.2	2.8	5.0	1.5	2.4
Namibia	728	2.9	0.4	0.9	2.0	0.7	0.4 r	0.2	0.0	0.0	2.1	0.2	1.0
Niger	692	33.7	14.1	8.8	5.3	2.1	6.8 r	0.1	0.0	0.0	0.0	0.0	0.0
Nigeria	694	562.4	89.5	94.4	46.3	61.5	45.0 r	160.0	4.8	2.0	41.1	2.7	1.9
Rwanda	714	5.7	2.1	0.7	0.6	0.7	2.7 r	23.3	1.9	5.3	6.4	16.6	8.2
São Tomé & Príncipe	716	0.5	0.1	0.2	0.1	0.1	....	0.1	0.0	0.0	0.0	0.0	0.0
Senegal	722	133.9	13.9	49.0	29.6	35.4	33.2 r	1.5	0.5	0.3	0.5	1.9	0.9
Seychelles	718	7.2	1.6	1.8	3.0	3.4	3.1 r	5.2	0.1	0.9	0.3	3.6	3.1
Sierra Leone	724	22.8	3.0	2.4	3.1	6.1	1.4 r	0.1	0.0	0.0	0.0	0.2	0.2
South Africa	199	1,979.0	556.4	424.1	521.2	538.7	541.7 r	832.3	264.6	230.2	174.1	158.8	170.8
Swaziland	734	3.6	2.5	0.1	0.3	0.8	0.1 r	9.9	0.9	0.7	1.5	3.9	2.6
Tanzania	738	104.4	21.1	19.5	21.2	26.8	23.6 r	16.1	1.6	0.9	7.9	0.6	14.9
Togo	742	132.6	39.0	34.1	17.4	17.9	13.8 r	4.2	2.3	0.6	0.9	1.3	0.3
Uganda	746	17.3	4.9	4.5	2.4	3.1	2.7 r	2.6	0.6	0.2	0.2	2.0	1.0
Zambia	754	14.2	2.4	2.0	1.8	1.3	0.3 r	147.4	30.1	40.8	55.2	43.4	24.0
Zimbabwe	698	5.7	1.1	1.5	0.9	1.5	0.9 r	3.3	0.3	0.8	0.9	0.4	0.2
Africa n.s.	799	36.1	6.3	7.1	7.2	5.3	6.8 r	34.1	0.1	33.9	0.0	0.3	0.0
<b>Western Hemisphere</b>	<b>205</b>	<b>7,636.1</b>	<b>2,031.2</b>	<b>1,814.4</b>	<b>1,915.2</b>	<b>1,729.9</b>	<b>2,137.6</b>	<b>3,916.0</b>	<b>1,156.0</b>	<b>966.9</b>	<b>880.5</b>	<b>1,184.5</b>	<b>1,039.6</b>
Argentina	213	663.9	158.2	172.5	245.1	231.5	271.3 r	559.8	181.5	135.2	126.1	214.3	82.7
Bahamas, The	313	5.3	1.1	0.6	2.3	0.5	0.8 r	1.6	0.4	0.2	0.1	0.3	0.1
Barbados	316	13.2	3.8	2.6	3.5	4.5	4.2 r	1.3	0.4	0.2	0.3	0.2	0.1
Belize	339	3.7	0.9	0.7	0.8	0.6	0.4 r	11.4	0.2	0.2	0.5	0.3	0.0
Bermuda	319	2.9	1.0	0.7	0.8	1.2	0.6 r	0.0	0.0	0.0	0.0	0.0	0.0
Bolivia	218	57.5	22.2	15.7	14.5	14.9	3.8 r	3.6	0.5	0.8	0.8	0.3	0.7
Brazil	223	1,510.3	337.7	335.2	420.2	290.0	358.9 r	2,088.2	697.3	472.1	443.1	625.3	620.7
Chile	228	603.4	163.7	125.1	127.4	133.4	145.6 r	281.6	58.5	74.3	99.4	108.9	72.5
Colombia	233	222.7	61.2	52.4	49.2	47.1	57.6 r	50.7	8.2	7.1	16.4	5.1	20.7
Costa Rica	238	144.6	39.1	31.6	47.4	35.2	51.7 r	23.7	6.4	5.6	5.2	6.0	6.7
Dominica	321	10.5	5.2	3.7	3.9	1.0	0.4 r	0.1	0.0	0.0	0.0	0.0	0.0
Dominican Republic	243	101.1	29.4	23.9	21.2	13.4	26.4 r	22.7	5.8	5.2	4.5	4.8	5.4
Ecuador	248	201.8	51.3	27.3	31.0	21.6	26.1 r	9.4	0.8	2.0	0.5	0.2	0.3
El Salvador	253	53.4	16.0	12.9	16.3	12.9	14.4 r	1.1	0.5	0.2	0.5	0.3	0.3
Falkland Islands	323	0.0	0.0	0.0	....	0.0	....	0.6	0.6	....	0.8	....	....
Greenland	326	0.0	....	....	....	0.0	....	5.2	1.8	0.9	1.0	0.5	0.7
Grenada	328	2.9	1.0	0.6	1.0	1.2	1.1 r	0.2	....	0.1	0.0	0.0	0.0

# Thailand (578)

In Millions of U.S. Dollars

		Exports (FOB)						Imports (CIF)					
		2015	2015Q3	2015Q4	2016Q1	2016Q2	2016Q3	2015	2015Q3	2015Q4	2016Q1	2016Q2	2016Q3
Guatemala	258	142.8	44.7	34.1	28.0	30.4	37.3 r	3.8	0.4	0.7	0.6	1.2	0.9
Guyana	336	6.5	1.5	1.9	1.6	1.4	1.7 r	1.5	0.3	0.1	0.0	0.1	0.0
Haiti	263	14.4	4.4	3.0	5.4	4.3	3.5 r	3.4	1.0	0.6	0.3	1.0	0.8
Honduras	268	84.4	32.2	23.0	23.6	24.4	20.3 r	1.8	0.4	0.3	1.1	0.6	0.5
Jamaica	343	46.8	14.9	14.3	12.2	16.5	13.4 r	1.7	0.5	0.3	0.2	0.3	0.4
Mexico	273	2,643.6	730.7	705.9	597.7	592.9	836.2 r	547.6	152.8	139.4	128.8	156.8	170.4
Netherlands Antilles	353	1.8	0.3	0.9	1.1	0.7	1.4 r	0.4	0.4	0.0	0.0	0.0	0.0
Nicaragua	278	97.9	32.1	23.3	35.7	32.1	27.7 r	1.8	0.4	0.6	0.5	0.5	0.5
Panama	283	248.9	62.4	56.7	53.8	58.0	84.5 r	80.9	2.5	75.3	0.7	26.2	1.7
Paraguay	288	34.3	9.6	8.1	4.9	5.9	5.5 r	33.7	5.3	14.1	5.0	5.9	25.0
Peru	293	462.0	139.8	76.8	108.5	102.6	92.4 r	88.6	14.4	17.7	32.5	12.6	12.6
St. Vincent & Grens.	364	0.7	0.1	0.1	0.2	0.3	0.3 r	0.5	0.5	0.0	0.4	0.1	....
Suriname	366	17.0	3.5	3.9	2.8	2.3	2.1 r	1.8	0.3	0.4	0.2	0.5	0.5
Trinidad and Tobago	369	130.0	34.7	24.6	36.9	21.2	18.4 r	6.4	1.1	0.7	0.9	1.0	2.1
Uruguay	298	41.6	9.0	10.6	8.9	8.0	8.3 r	75.9	11.5	11.6	9.5	10.7	12.3
Venezuela, Rep. Bol.	299	37.6	11.6	16.1	2.6	12.9	15.0 r	4.2	1.1	0.8	0.2	0.3	0.7
Western Hem. n.s.	399	28.6	7.6	5.8	6.7	6.9	6.3 r	0.8	0.1	0.2	0.4	0.0	0.2
<b>Other Countries n.i.e</b>	<b>910</b>	<b>79.4</b>	<b>18.8</b>	<b>19.4</b>	<b>19.3</b>	<b>17.9</b>	<b>12.2</b>	<b>8.8</b>	<b>3.2</b>	<b>1.6</b>	<b>2.1</b>	<b>1.5</b>	<b>1.2</b>
Cuba	928	5.6	1.4	1.6	1.4	1.6	1.0 r	1.8	0.6	0.4	0.8	0.6	0.7
Korea, Dem. People's Rep.	954	73.8	17.4	17.8	17.9	16.2	11.2 r	7.0	2.6	1.2	1.3	0.9	0.5
<b>Countries &amp; Areas n.s.</b>	<b>898</b>	<b>739.8</b>	<b>130.8</b>	<b>153.2</b>	<b>131.6</b>	<b>116.5</b>	<b>131.7 r</b>	<b>2,626.5</b>	<b>650.8</b>	<b>710.5</b>	<b>812.4</b>	<b>759.2</b>	<b>694.6</b>
<b>Memorandum Items</b>													
Africa	605	5,552.1	1,459.0	1,262.8	1,303.6	1,321.0	1,281.9	1,963.6	430.0	491.1	514.0	424.5	412.0
Middle East	405	9,645.7	2,302.2	2,496.4	2,400.7	1,958.9	1,953.0	17,870.1	4,486.1	3,427.7	2,796.0	3,685.6	3,825.7
European Union	998	21,415.0	5,394.9	5,340.9	5,482.6	5,228.3	5,560.6	17,979.3	4,371.9	4,299.2	4,145.7	4,355.8	4,809.7
Export earnings: fuel	080	10,693.0	2,549.6	2,657.4	2,506.5	2,132.4	2,154.2	21,200.8	5,007.4	4,215.9	3,481.3	4,400.8	4,488.2
Export earnings: nonfuel	092	200,360.8	50,752.5	49,604.7	51,480.5	48,702.1	52,261.2	180,776.0	44,671.7	44,748.0	42,792.3	42,809.9	45,728.0

# Timor-Leste, Dem. Rep. of (537)

In Millions of U.S. Dollars

		Exports (FOB)						Imports (CIF)					
		2015	2015Q3	2015Q4	2016Q1	2016Q2	2016Q3	2015	2015Q3	2015Q4	2016Q1	2016Q2	2016Q3
IFS World		46.6	21.4	15.7	5.3	....	....	616.7	122.6	297.5	115.8	....	....
World	001	89.0	21.3	25.8	21.0	19.4	19.1	594.9	121.9	172.9	120.8	131.7	150.8
Advanced Economies	110	22.3	3.8	9.0	4.3	2.9	3.1	216.1	38.1	39.6	24.9	28.0	23.7
Euro Area	163	6.1	0.6	1.7	1.7	1.0	0.8	40.9	8.0	8.6	5.1	4.7	5.2
Austria	122	0.0	0.0 r	0.0 r	0.0 r	0.0 r	0.0 r	0.0	....	....	....	....	....
Belgium	124	0.6	0.0 r	0.6 r	0.6 r	....	0.2 r	0.2	0.0 r	0.0 r	0.0 r	....	0.0 r
Cyprus	423	1.7	0.4 r	0.4 r	0.4 r	0.4 r	0.4 r	0.0	....	....	0.0 r	....	0.0 r
Finland	172	....	....	....	....	....	....	21.4	1.5 r	1.4 r	1.4 r	1.5 r	1.4 r
France	132	....	....	....	....	....	....	0.3	0.2 r	0.0 r	0.0 r	0.2 r	0.4 r
Germany	134	3.5	0.1 r	0.6 r	0.7 r	0.5 r	0.2 r	1.2	0.3 r	0.1 r	0.1 r	0.1 r	0.1 r
Greece	174	....	....	....	....	....	....	2.6	0.7 r	0.7 r	0.7 r	0.7 r	0.7 r
Italy	136	0.0	....	....	....	0.1 r	....	0.4	0.0 r	0.1 r	0.0 r	0.1 r	0.1 r
Lithuania	946	....	....	....	....	....	....	....	....	....	0.0 e	0.0 e	0.0 e
Netherlands	138	0.1	0.0 r	0.1 r	0.0 r	....	0.0 r	1.4	0.2 r	0.5 r	0.2 r	0.1 r	0.2 r
Portugal	182	0.2	0.0 r	0.0 r	0.0 r	0.0 r	0.0 r	13.2	5.1 r	5.7 r	2.6 r	2.1 r	2.3 r
Slovenia	961	....	....	....	....	....	....	....	....	....	....	0.0 e	....
Spain	184	0.0	....	....	0.0 r	0.0 r	....	0.0	0.0 r	0.0 r	0.0 r	0.0 r	0.0 r
Australia	193	2.2	0.5 r	0.9 r	0.6 r	0.5 r	0.9 r	14.4	3.5 r	3.0 r	2.7 r	6.8 r	0.4 r
Canada	156	0.0	0.0 r	0.0 r	0.0 r	0.0 r	0.0 r	0.0	0.0 r	0.0 r	0.0 r	0.0 r	0.0 r
China,P.R.: Hong Kong	532	0.1	0.0 r	0.0 r	0.0 r	0.0 r	0.0 r	10.8	2.7 r	2.7 r	2.7 r	2.7 r	2.7 r
China,P.R.: Macao	546	....	....	....	....	....	....	0.0	0.0 r	0.0 r	0.0 r	0.0 r	0.0 r
Czech Republic	935	....	....	....	....	....	....	....	....	....	....	0.0 r	....
Denmark	128	0.0	0.0 r	....	....	....	0.0 r	0.2	0.0 r	0.0 r	0.0 r	0.2 r	0.2 r
Iceland	176	....	....	....	....	....	....	0.0	0.0 r	0.0 r	0.0 r	0.0 r	0.0 r
Israel	436	....	....	....	....	....	....	0.3	0.1 r	0.1 r	0.1 r	0.1 r	0.1 r
Japan	158	1.1	0.0 r	0.0 r	0.1 r	0.0 r	....	12.6	2.8 r	3.1 r	3.2 r	2.8 r	3.5 r
Korea, Republic of	542	0.0	....	0.0 r	0.0 r	0.0 r	0.0 r	6.0	0.9 r	1.9 r	1.9 r	1.1 r	0.9 r
New Zealand	196	0.3	....	0.2 r	....	0.0 r	0.0 r	1.1	0.2 r	0.5 r	0.5 r	0.2 r	0.2 r
Norway	142	....	....	....	0.0 r	....	....	0.0	0.0 r	0.0 r	0.0 r	0.1 r	0.0 r
Singapore	576	4.3	1.4 r	1.7 r	0.1 r	0.0 r	0.0 r	124.1	19.0 r	16.5 r	8.2 r	8.5 r	8.3 r
Sweden	144	....	....	....	....	....	....	0.1	0.0 r	0.0 r	0.0 r	0.0 r	1.2 r
Switzerland	146	....	....	....	....	....	....	1.6	0.0 r	1.5 r	0.0 r	0.1 r	0.2 r
Taiwan Prov.of China	528	0.2 e	0.0 e	0.1 e	....	....	....	0.4 e	0.2 e	0.1 e	....	....	....
United Kingdom	112	0.0	0.0 r	0.0 r	0.0 r	0.0 r	0.0 r	0.7	0.5 r	0.1 r	0.1 r	0.4 r	0.1 r
United States	111	8.0	1.3 r	4.3 r	1.8 r	1.3 r	1.3 r	2.8	0.3 r	1.5 r	0.4 r	0.3 r	0.5 r
Emerg. & Dev. Economies	200	66.8	17.5	16.8	16.7	16.5	15.9	378.9	83.7	133.4	95.9	103.7	127.2
Emerg. & Dev. Asia	505	60.0	15.2	14.9	15.4	15.3	14.9	370.0	82.1	130.6	93.2	100.9	125.6
Bangladesh	513	....	....	....	....	....	....	0.3	0.1 r	0.1 r	0.1 r	0.1 r	0.1 r
Brunei Darussalam	516	0.0	0.0 r	0.0 r	0.0 r	0.0 r	0.0 r	0.3	0.0 r	0.1 r	0.0 r	0.1 r	0.1 r
Cambodia	522	0.0	0.0 r	0.0 r	0.0 r	0.0 r	0.0 r	0.1	0.0 r	0.0 r	0.0 r	0.0 r	0.0 r
China,P.R.: Mainland	924	0.3	0.3 r	0.0 r	....	0.0 r	0.0 r	75.1	16.3 r	31.0 r	16.1 r	26.6 r	43.1 r
Fiji	819	0.1	0.0 r	0.0 r	0.0 r	0.0 r	0.0 r	0.4	0.1 r	0.2 r	0.1 r	0.1 r	0.1 r
F.T. New Caledonia	839	0.0 e	0.0 e	0.0 e	0.0 e	0.0 e	0.0 e	....	....	....	....	....	....
Guam	829	....	....	....	....	....	....	0.4	0.1 r	0.2 r	0.1 r	0.1 r	0.1 r
India	534	0.0	0.0 r	....	....	0.0 r	....	2.5	0.8 r	0.8 r	0.8 r	0.2 r	0.1 r
Indonesia	536	59.0	14.8 r	14.7 r	15.2 r	15.1 r	14.7 r	154.8	35.1 r	47.7 r	45.2 r	49.5 r	56.8 r
Malaysia	548	0.0	0.0 r	0.0 r	0.0 r	0.0 r	0.0 r	70.7	17.7 r	21.5 r	18.6 r	11.7 r	11.6 r
Myanmar	518	....	....	....	....	....	....	0.0	0.0 r	0.0 r	0.0 r	0.0 r	0.0 r
Nepal	558	....	....	....	....	....	....	0.0	0.0 r	0.0 r	0.0 r	0.0 r	0.0 r
Palau	565	0.0 e	0.0 e	0.0 e	0.0 e	0.0 e	0.0 e	....	....	....	....	....	....
Papua New Guinea	853	0.0	0.0 r	0.0 r	0.0 r	0.0 r	0.0 r	....	....	....	....	....	....
Philippines	566	0.6	0.1 r	0.1 r	0.1 r	0.1 r	0.1 r	0.9	0.2 r	0.0 r	0.0 r	0.1 r	0.1 r
Solomon Islands	813	....	....	....	....	....	....	0.0	0.0 r	0.0 r	0.0 r	0.0 r	0.0 r
Thailand	578	0.0	0.0 r	0.0 r	0.0 r	0.0 r	0.0 r	9.9	1.4 r	4.1 r	2.7 r	1.7 r	1.2 r
Vanuatu	846	0.0	0.0 r	0.0 r	0.0 r	0.0 r	0.0 r	....	....	....	....	....	....
Vietnam	582	....	....	....	....	....	....	31.1	5.8 r	14.0 r	5.5 r	6.1 r	7.0 r
Asia n.s.	598	....	....	....	....	....	....	23.6	4.4 r	10.7 r	4.2 r	4.6 r	5.3 r
Europe	170	0.1	0.0	0.0	0.0	0.0	0.0	0.2	0.0	0.1	0.0	0.0	0.1
Emerg. & Dev. Europe	903	0.0	0.0	0.0	....	0.0	....	0.2	0.0	0.1	0.0	0.0	0.0
Gibraltar	823	....	....	....	....	....	....	0.1	0.0 r	0.1 r	0.0 r	0.0 r	0.0 r

# Timor-Leste, Dem. Rep. of (537)

In Millions of U.S. Dollars

		Exports (FOB)						Imports (CIF)					
		2015	2015Q3	2015Q4	2016Q1	2016Q2	2016Q3	2015	2015Q3	2015Q4	2016Q1	2016Q2	2016Q3
Hungary	944	0.0 e	0.0 e	....	....	....	....	....	....	....	....	....	....
Montenegro	943	....	....	....	....	0.0 e	....	....	....	....	....	....	....
Poland	964	....	....	....	....	....	....	0.0	0.0 r	....	0.0 r	....	0.0 r
Serbia, Republic of	942	0.0 e	0.0 e	0.0 e	....	....	....	....	....	....	....	....	....
Turkey	186	....	....	....	....	....	....	0.0	....	....	0.0 r	0.0 r	0.0 r
<b>CIS</b>	901	<b>0.1</b>	<b>0.0</b>	<b>0.0</b>	<b>0.0</b>	<b>0.0</b>	<b>0.0</b>	....	....	....	....	....	<b>0.0</b>
Armenia	911	0.0	0.0 r	0.0 r	0.0 r	0.0 r	0.0 r	....	....	....	....	....	....
Belarus	913	0.0 e	0.0 e	0.0 e	....	....	....	....	....	....	....	....	0.0 e
Russian Federation	922	0.1	0.0 r	0.0 r	0.0 r	0.0 r	0.0 r	....	....	....	....	....	....
Ukraine	926	0.0	....	0.0 r	....	....	....	....	....	....	....	....	....
<b>Mid East, N Africa, Pak</b>	440	<b>4.4</b>	<b>1.3</b>	<b>1.2</b>	<b>1.0</b>	<b>1.0</b>	<b>0.9</b>	<b>0.2</b>	<b>0.0</b>	<b>0.1</b>	<b>0.0</b>	<b>0.0</b>	<b>0.0</b>
Bahrain, Kingdom of	419	0.0 e	0.0 e	0.0 e	0.0 e	0.0 e	0.0 e	....	....	....	....	....	....
Kuwait	443	0.0 e	0.0 e	0.0 e	0.0 e	0.0 e	0.0 e	....	....	....	....	....	....
Lebanon	446	0.8	0.2 r	0.2 r	0.2 r	0.2 r	0.2 r	....	....	....	....	....	....
Libya	672	0.9	0.4 r	0.3 r	0.1 r	0.1 r	0.0 r	....	....	....	....	....	....
Mauritania	682	....	....	....	....	....	....	0.0 e	0.0 e	0.0 e	0.0 e	0.0 e	0.0 e
Pakistan	564	0.4	0.1 r	0.1 r	0.1 r	0.1 r	0.1 r	0.0	0.0 r	0.0 r	0.0 r	0.0 r	0.0 r
Saudi Arabia	456	0.1 e	0.0 e	0.0 e	0.0 e	0.0 e	0.0 e	0.0	0.0 r	0.0 r	0.0 r	0.0 r	0.0 r
Sudan	732	2.2	0.6 r	0.6 r	0.6 r	0.6 r	0.6 r	....	....	....	....	....	....
United Arab Emirates	466	....	....	....	....	....	....	0.1	0.0 r	0.1 r	0.0 r	0.0 r	0.0 r
<b>Sub-Saharan Africa</b>	603	<b>2.2</b>	<b>0.9</b>	<b>0.7</b>	<b>0.3</b>	<b>0.3</b>	<b>0.1</b>	<b>1.5</b>	<b>0.4</b>	<b>0.4</b>	<b>0.3</b>	<b>0.4</b>	<b>0.4</b>
Ethiopia	644	0.0	0.0 r	0.0 r	0.0 r	0.0 r	0.0 r	....	....	....	....	....	....
Kenya	664	0.2	0.1 r	0.1 r	0.0 r	0.0 r	0.0 r	0.0	0.0 r	0.0 r	0.0 r	0.0 r	0.0 r
Liberia	668	1.7	0.8 r	0.6 r	0.2 r	0.1 r	0.0 r	....	....	....	....	....	....
Madagascar	674	0.0 e	0.0 e	0.0 e	0.0 e	0.0 e	0.0 e	....	....	....	....	....	....
Mali	678	0.0	0.0 r	0.0 r	0.0 r	0.0 r	0.0 r	....	....	....	....	....	....
São Tomé & Príncipe	716	0.0 e	0.0 e	0.0 e	0.0 e	0.0 e	0.0 e	....	....	....	....	....	....
South Africa	199	0.0	0.0 r	....	....	0.0 r	....	1.5	0.4 r	0.3 r	0.3 r	0.4 r	0.3 r
Swaziland	734	....	....	....	....	....	....	0.0	0.0 r	0.0 r	0.0 r	0.0 r	0.0 r
Uganda	746	0.3	0.1 r	0.1 r	0.1 r	0.1 r	0.1 r	....	....	....	....	....	....
Zimbabwe	698	0.0	0.0 r	0.0 r	0.0 r	0.0 r	0.0 r	....	....	....	....	....	....
<b>Western Hemisphere</b>	205	<b>0.0</b>	<b>0.0</b>	<b>0.0</b>	<b>0.0</b>	<b>0.0</b>	<b>0.0</b>	<b>7.1</b>	<b>1.2</b>	<b>2.3</b>	<b>2.3</b>	<b>2.4</b>	<b>1.1</b>
Antigua and Barbuda	311	0.0 e	0.0 e	0.0 e	0.0 e	0.0 e	0.0 e	....	....	....	....	....	....
Brazil	223	0.0	0.0 r	0.0 r	0.0 r	....	0.0 r	7.0	1.2 r	2.3 r	2.3 r	2.3 r	1.1 r
Chile	228	....	....	....	....	....	....	0.1	0.0 r	0.0 r	0.0 r	0.0 r	0.0 r
Haiti	263	0.0	0.0 r	0.0 r	0.0 r	0.0 r	0.0 r	....	....	....	....	....	....
St. Vincent & Grens.	364	0.0 e	0.0 e	0.0 e	0.0 e	0.0 e	0.0 e	....	....	....	....	....	....
<b>Other Countries n.i.e</b>	910	....	....	....	....	....	....	<b>0.0</b>	<b>0.0</b>	<b>0.0</b>	<b>0.0</b>	<b>0.0</b>	<b>0.0</b>
Korea, Dem. People's Rep.	954	....	....	....	....	....	....	0.0	0.0 r	0.0 r	0.0 r	0.0 r	0.0 r
<b>Memorandum Items</b>													
Africa	605	4.5	1.5	1.3	0.8	0.8	0.7	1.5	0.4	0.4	0.3	0.4	0.4
Middle East	405	1.8	0.6	0.5	0.3	0.3	0.2	0.1	0.0	0.1	0.0	0.0	0.0
European Union	998	6.1	0.6	1.7	1.7	1.0	0.8	41.9	8.5	8.7	5.2	5.3	6.7
Export earnings: fuel	080	1.0	0.4	0.3	0.1	0.1	0.0	0.4	0.1	0.2	0.1	0.1	0.1
Export earnings: nonfuel	092	88.0	20.8	25.5	20.9	19.3	19.0	594.6	121.8	172.7	120.8	131.6	150.7

# Togo (742)

In Millions of U.S. Dollars

		Exports (FOB)						Imports (CIF)					
		2015	2015Q3	2015Q4	2016Q1	2016Q2	2016Q3	2015	2015Q3	2015Q4	2016Q1	2016Q2	2016Q3
IFS World		....	....	....	....	....	....	....	....	....	....	....	....
World	001	679.1	168.1	68.3	173.8	212.7	97.3	1,734.1	467.6	405.7	332.6	397.9	358.4
Advanced Economies	110	88.1	23.4	14.8	23.5	26.4	16.7	720.1	188.3	162.8	136.2	164.6	150.6
Euro Area	163	34.6	10.0	4.0	9.6	11.2	4.9	523.3	136.4	118.4	99.7	120.5	110.8
Austria	122	0.0	0.0 r	0.0 r	0.0 r	0.0 r	0.0 r	16.6	4.7 r	4.2 r	3.4 r	4.2 r	3.8 r
Belgium	124	6.9	2.1 r	0.7 r	2.0 r	2.3 r	0.9 r	65.8	17.9 r	16.0 r	13.2 r	16.6 r	15.2 r
Cyprus	423	0.1	0.0 r	0.0 r	0.0 r	0.0 r	0.0 r	0.2	0.1 r	0.1 r	0.1 r	0.1 r	0.1 r
Finland	172	....	....	....	....	....	....	20.1	5.3 r	4.6 r	5.2 r	5.2 r	5.2 r
France	132	6.4	1.9 r	0.7 r	1.8 r	2.1 r	0.9 r	162.0	40.6 r	33.8 r	27.4 r	33.8 r	30.7 r
Germany	134	3.2	0.9 r	0.3 r	0.9 r	1.1 r	0.4 r	63.6	17.2 r	15.2 r	12.4 r	15.4 r	14.0 r
Greece	174	0.9	0.3 r	0.1 r	0.2 r	0.3 r	0.1 r	12.5	3.3 r	2.9 r	2.3 r	2.8 r	2.5 r
Ireland	178	0.0	0.0 r	0.0 r	0.0 r	0.0 r	0.0 r	16.8	4.5 r	3.8 r	3.1 r	3.8 r	3.4 r
Italy	136	4.5	1.2 r	0.4 r	1.1 r	1.3 r	0.6 r	25.7	5.6 r	4.3 r	3.6 r	4.7 r	4.4 r
Latvia	941	....	....	....	....	....	....	29.8	7.4 r	7.4 r	7.4 r	7.4 r	7.4 r
Lithuania	946	....	....	....	....	....	....	0.4	0.1 r	0.1 r	0.1 r	0.1 r	0.1 r
Luxembourg	137	....	....	....	....	....	....	1.3	0.3 r	0.3 r	0.2 r	0.3 r	0.3 r
Malta	181	0.1	0.0 r	0.0 r	0.0 r	0.0 r	0.0 r	0.0	0.0 r	0.0 r	0.0 r	0.0 r	0.0 r
Netherlands	138	6.0	1.8 r	0.6 r	1.7 r	2.0 r	0.8 r	35.0	9.7 r	9.2 r	8.0 r	10.4 r	9.9 r
Portugal	182	2.8	0.7 r	0.7 r	0.7 r	0.7 r	0.7 r	6.3	1.7 r	1.4 r	1.2 r	1.4 r	1.3 r
Slovak Republic	936	....	....	....	....	....	....	0.7	0.2 r	0.1 r	0.2 r	0.2 r	0.2 r
Slovenia	961	....	....	....	....	....	....	0.0	0.0 r	0.0 r	0.0 r	0.0 r	0.0 r
Spain	184	3.7	1.1 r	0.4 r	1.1 r	1.3 r	0.5 r	66.7	17.7 r	14.9 r	11.8 r	14.2 r	12.6 r
Australia	193	9.8	2.5 r	2.5 r	2.5 r	2.5 r	2.5 r	0.7	0.2 r	0.2 r	0.1 r	0.2 r	0.1 r
Canada	156	15.6	3.9 r	3.9 r	3.9 r	3.9 r	3.9 r	12.5	3.4 r	2.9 r	2.3 r	2.8 r	2.5 r
China,P.R.: Hong Kong	532	0.1	0.0 r	0.0 r	0.0 r	0.0 r	0.0 r	1.7	0.4 r	0.3 r	0.2 r	0.3 r	0.2 r
Czech Republic	935	0.0	0.0 r	0.0 r	0.0 r	0.0 r	0.0 r	0.9	0.2 r	0.2 r	0.2 r	0.2 r	0.2 r
Denmark	128	0.3	0.1 r	0.1 r	0.1 r	0.1 r	0.1 r	5.0	1.5 r	1.3 r	0.9 r	1.1 r	0.9 r
Iceland	176	0.0	0.0 r	0.0 r	0.0 r	0.0 r	0.0 r	1.0	0.2 r	0.2 r	0.2 r	0.2 r	0.2 r
Israel	436	0.0	0.0 r	0.0 r	0.0 r	0.0 r	0.0 r	3.0	0.8 r	0.7 r	0.7 r	0.8 r	0.7 r
Japan	158	0.0	0.0 r	0.0 r	0.0 r	0.0 r	0.0 r	70.5	18.3 r	15.7 r	12.9 r	16.0 r	14.6 r
Korea, Republic of	542	10.7	2.7 r	2.7 r	2.7 r	2.7 r	2.7 r	19.6	5.2 r	4.5 r	3.6 r	4.4 r	4.0 r
New Zealand	196	....	....	....	....	....	....	0.5	0.1 r	0.1 r	0.1 r	0.1 r	0.1 r
Norway	142	....	....	....	....	....	....	0.5	0.1 r	0.1 r	0.1 r	0.1 r	0.1 r
Singapore	576	0.2	0.0 r	0.0 r	0.0 r	0.0 r	0.0 r	7.1	2.1 r	1.9 r	1.4 r	1.7 r	1.4 r
Sweden	144	....	....	....	....	....	....	7.7	2.1 r	1.8 r	1.8 r	1.9 r	1.8 r
Switzerland	146	5.6	0.8 r	0.4 r	1.6 r	2.3 r	1.1 r	5.9	1.4 r	1.1 r	0.9 r	1.1 r	1.0 r
Taiwan Prov.of China	528	3.4	1.0 r	0.4 r	1.0 r	1.1 r	0.5 r	2.0	0.5 r	0.4 r	0.4 r	0.4 r	0.4 r
United Kingdom	112	3.3	1.0 r	0.4 r	0.9 r	1.1 r	0.4 r	15.2	3.9 r	3.3 r	2.6 r	3.1 r	2.8 r
United States	111	4.5	1.3 r	0.5 r	1.3 r	1.5 r	0.6 r	42.7	11.4 r	9.8 r	7.9 r	9.6 r	8.6 r
<b>Emerg. &amp; Dev. Economies</b>	<b>200</b>	<b>587.2</b>	<b>143.5</b>	<b>53.1</b>	<b>149.2</b>	<b>185.0</b>	<b>80.1</b>	<b>1,012.8</b>	<b>279.0</b>	<b>242.6</b>	<b>196.2</b>	<b>233.0</b>	<b>207.5</b>
<b>Emerg. &amp; Dev. Asia</b>	<b>505</b>	<b>122.4</b>	<b>36.7</b>	<b>13.6</b>	<b>36.7</b>	<b>43.6</b>	<b>18.1</b>	<b>505.6</b>	<b>140.3</b>	<b>122.3</b>	<b>97.4</b>	<b>117.0</b>	<b>103.6</b>
Bangladesh	513	4.8	1.5 r	0.5 r	1.4 r	1.6 r	0.7 r	1.0	0.3 r	0.2 r	0.2 r	0.2 r	0.2 r
Cambodia	522	....	....	....	....	....	....	0.0	0.0 r	0.0 r	0.0 r	0.0 r	0.0 r
China,P.R.: Mainland	924	7.5	1.6 r	0.8 r	2.9 r	4.1 r	1.9 r	347.4	95.8 r	83.4 r	66.6 r	80.5 r	71.5 r
India	534	65.4	19.6 r	7.0 r	18.7 r	21.9 r	8.8 r	66.5	18.0 r	15.3 r	11.9 r	14.2 r	12.3 r
Indonesia	536	15.2	5.2 r	2.0 r	5.3 r	6.2 r	2.5 r	38.4	11.6 r	10.2 r	7.7 r	8.7 r	7.2 r
Malaysia	548	15.7	4.7 r	1.7 r	4.5 r	5.3 r	2.1 r	17.0	4.5 r	3.9 r	3.1 r	3.8 r	3.4 r
Marshall Islands	867	0.0	0.0 r	0.0 r	0.0 r	0.0 r	0.0 r	....	....	....	....	....	....
Philippines	566	....	....	....	....	....	....	0.5	0.1 r	0.1 r	0.1 r	0.1 r	0.1 r
Sri Lanka	524	0.7	0.2 r	0.2 r	0.2 r	0.2 r	0.2 r	0.1	0.0 r	0.0 r	0.0 r	0.0 r	0.0 r
Thailand	578	0.1	0.0 r	0.0 r	0.0 r	0.0 r	0.0 r	29.1	8.4 r	7.8 r	6.5 r	8.1 r	7.4 r
Tuvalu	869	1.1	0.3 r	0.3 r	0.3 r	0.3 r	0.3 r	....	....	....	....	....	....
Vietnam	582	12.0	3.6 r	1.3 r	3.4 r	4.0 r	1.6 r	1.7	0.5 r	0.4 r	0.3 r	0.4 r	0.3 r
Asia n.s.	598	....	....	....	....	....	....	4.0	1.0 r	1.0 r	1.0 r	1.0 r	1.0 r
<b>Europe</b>	<b>170</b>	<b>1.3</b>	<b>0.4</b>	<b>0.2</b>	<b>0.4</b>	<b>0.4</b>	<b>0.2</b>	<b>79.5</b>	<b>21.5</b>	<b>18.7</b>	<b>15.4</b>	<b>18.4</b>	<b>16.6</b>
<b>Emerg. &amp; Dev. Europe</b>	<b>903</b>	<b>1.3</b>	<b>0.4</b>	<b>0.1</b>	<b>0.4</b>	<b>0.4</b>	<b>0.2</b>	<b>34.8</b>	<b>9.6</b>	<b>8.4</b>	<b>6.8</b>	<b>8.2</b>	<b>7.3</b>
Albania	914	....	....	....	....	....	....	0.0	0.0 r	0.0 r	0.0 r	0.0 r	0.0 r
Bosnia and Herzegovina	963	....	....	....	....	....	....	0.0	0.0 r	0.0 r	0.0 r	0.0 r	0.0 r
Bulgaria	918	0.0	0.0 r	0.0 r	0.0 r	0.0 r	0.0 r	0.2	0.0 r	0.0 r	0.0 r	0.0 r	0.0 r
Croatia	960	....	....	....	....	....	....	0.0	0.0 r	0.0 r	0.0 r	0.0 r	0.0 r



# Togo (742)

In Millions of U.S. Dollars

		Exports (FOB)						Imports (CIF)					
		2015	2015Q3	2015Q4	2016Q1	2016Q2	2016Q3	2015	2015Q3	2015Q4	2016Q1	2016Q2	2016Q3
Gibraltar	823	....	....	....	....	....	....	0.0	0.0 r	0.0 r	0.0 r	0.0 r	0.0 r
Hungary	944	....	....	....	....	....	....	0.6	0.2 r	0.1 r	0.1 r	0.1 r	0.1 r
Poland	964	0.0	0.0 r	0.0 r	0.0 r	0.0 r	0.0 r	10.2	3.1 r	2.8 r	2.2 r	2.6 r	2.3 r
Romania	968	....	....	....	....	....	....	1.0	0.2 r	0.2 r	0.2 r	0.2 r	0.2 r
Serbia, Republic of	942	....	....	....	....	....	....	0.0	0.0 r	0.0 r	0.0 r	0.0 r	0.0 r
Turkey	186	1.3	0.4 r	0.1 r	0.4 r	0.4 r	0.2 r	22.6	6.0 r	5.2 r	4.2 r	5.1 r	4.6 r
<b>CIS</b>	<b>901</b>	<b>0.1</b>	<b>0.0</b>	<b>0.0</b>	<b>0.0</b>	<b>0.0</b>	<b>0.0</b>	<b>44.8</b>	<b>11.9</b>	<b>10.2</b>	<b>8.6</b>	<b>10.2</b>	<b>9.3</b>
Russian Federation	922	....	....	....	....	....	....	40.4	10.7 r	9.2 r	7.4 r	9.1 r	8.2 r
Ukraine	926	0.1	0.0 r	0.0 r	0.0 r	0.0 r	0.0 r	4.4	1.2 r	1.0 r	1.2 r	1.2 r	1.2 r
Europe n.s.	884	....	....	....	....	....	....	0.0	0.0 r	0.0 r	0.0 r	0.0 r	0.0 r
<b>Mid East, N Africa, Pak</b>	<b>440</b>	<b>28.0</b>	<b>8.0</b>	<b>3.0</b>	<b>7.8</b>	<b>9.2</b>	<b>3.9</b>	<b>153.1</b>	<b>41.5</b>	<b>35.9</b>	<b>30.4</b>	<b>34.9</b>	<b>31.6</b>
Afghanistan, I.R. of	512	....	....	....	....	....	....	0.0	0.0 r	0.0 r	0.0 r	0.0 r	0.0 r
Algeria	612	0.6	0.2 r	0.1 r	0.2 r	0.2 r	0.1 r	1.2	0.3 r	0.3 r	0.3 r	0.3 r	0.3 r
Bahrain, Kingdom of	419	....	....	....	....	....	....	0.4	0.1 r	0.1 r	0.1 r	0.1 r	0.1 r
Egypt	469	0.3	0.1 r	0.1 r	0.1 r	0.1 r	0.1 r	5.9	1.6 r	1.4 r	1.1 r	1.3 r	1.2 r
Iran, I.R. of	429	....	....	....	....	....	....	0.0	0.0 r	0.0 r	0.0 r	0.0 r	0.0 r
Jordan	439	0.0	0.0 r	0.0 r	0.0 r	0.0 r	0.0 r	1.2	0.3 r	0.3 r	0.3 r	0.3 r	0.3 r
Kuwait	443	....	....	....	....	....	....	2.0	0.5 r	0.5 r	0.5 r	0.5 r	0.5 r
Lebanon	446	7.9	2.4 r	0.8 r	2.3 r	2.7 r	1.1 r	4.1	1.1 r	0.9 r	0.8 r	0.9 r	0.8 r
Libya	672	....	....	....	....	....	....	4.8	1.2 r	1.2 r	1.2 r	1.2 r	1.2 r
Mauritania	682	0.0	0.0 r	0.0 r	0.0 r	0.0 r	0.0 r	10.1	2.7 r	2.3 r	1.9 r	2.3 r	2.0 r
Morocco	686	2.1	0.3 r	0.1 r	0.4 r	0.6 r	0.3 r	39.1	11.6 r	10.0 r	7.5 r	8.4 r	6.9 r
Oman	449	....	....	....	....	....	....	0.6	0.2 r	0.2 r	0.2 r	0.2 r	0.2 r
Pakistan	564	0.5	0.2 r	0.1 r	0.1 r	0.2 r	0.1 r	0.9	0.2 r	0.2 r	0.2 r	0.2 r	0.2 r
Qatar	453	....	....	....	....	....	....	11.5	3.1 r	2.6 r	2.1 r	2.6 r	2.3 r
Saudi Arabia	456	0.0	0.0 r	0.0 r	0.0 r	0.0 r	0.0 r	42.3	11.3 r	9.8 r	7.9 r	9.8 r	8.8 r
Somalia	726	0.1	0.0 r	0.0 r	0.0 r	0.0 r	0.0 r	....	....	....	....	....	....
Sudan	732	0.1	0.0 r	0.0 r	0.0 r	0.0 r	0.0 r	0.0	0.0 r	0.0 r	0.0 r	0.0 r	0.0 r
Syrian Arab Republic	463	....	....	....	....	....	....	0.0	0.0 r	0.0 r	0.0 r	0.0 r	0.0 r
Tunisia	744	0.5	0.1 r	0.1 r	0.1 r	0.1 r	0.1 r	3.7	0.6 r	0.4 r	0.3 r	0.5 r	0.5 r
United Arab Emirates	466	15.9	4.8 r	1.7 r	4.5 r	5.3 r	2.1 r	25.2	6.7 r	5.8 r	6.2 r	6.4 r	6.3 r
<b>Sub-Saharan Africa</b>	<b>603</b>	<b>428.3</b>	<b>96.5</b>	<b>34.9</b>	<b>103.0</b>	<b>130.4</b>	<b>56.6</b>	<b>241.3</b>	<b>66.9</b>	<b>58.0</b>	<b>46.4</b>	<b>55.1</b>	<b>48.7</b>
Angola	614	0.2	0.1 r	0.1 r	0.1 r	0.1 r	0.1 r	0.8	0.2 r	0.2 r	0.2 r	0.2 r	0.2 r
Benin	638	99.9	20.9 r	7.2 r	22.2 r	28.5 r	12.3 r	8.2	2.5 r	2.4 r	2.1 r	2.6 r	2.5 r
Burkina Faso	748	108.6	32.5 r	11.6 r	31.0 r	36.4 r	14.6 r	5.1	1.4 r	1.2 r	1.3 r	1.3 r	1.3 r
Cameroon	622	5.8	1.7 r	0.6 r	1.7 r	1.9 r	0.8 r	1.3	0.3 r	0.3 r	0.3 r	0.3 r	0.3 r
Central African Rep.	626	0.6	0.1 r	0.1 r	0.1 r	0.1 r	0.1 r	....	....	....	....	....	....
Chad	628	0.7	0.3 r	0.1 r	0.3 r	0.3 r	0.1 r	....	....	....	....	....	....
Comoros	632	0.0	0.0 r	0.0 r	0.0 r	0.0 r	0.0 r	....	....	....	....	....	....
Congo, Dem. Rep. of	636	1.0	0.3 r	0.1 r	0.3 r	0.3 r	0.1 r	0.0	0.0 r	0.0 r	0.0 r	0.0 r	0.0 r
Congo, Republic of	634	3.4	1.0 r	0.4 r	1.0 r	1.1 r	0.5 r	0.0	0.0 r	0.0 r	0.0 r	0.0 r	0.0 r
Côte d'Ivoire	662	26.7	5.1 r	1.6 r	5.0 r	6.5 r	2.8 r	40.0	10.6 r	9.1 r	7.4 r	9.0 r	8.1 r
Equatorial Guinea	642	0.8	0.2 r	0.1 r	0.2 r	0.3 r	0.1 r	....	....	....	....	....	....
Ethiopia	644	....	....	....	....	....	....	0.0	0.0 r	0.0 r	0.0 r	0.0 r	0.0 r
Gabon	646	3.0	0.9 r	0.3 r	0.9 r	1.0 r	0.4 r	0.1	0.0 r	0.0 r	0.0 r	0.0 r	0.0 r
Gambia, The	648	0.4	0.1 r	0.0 r	0.1 r	0.1 r	0.0 r	0.0	0.0 r	0.0 r	0.0 r	0.0 r	0.0 r
Ghana	652	25.7	1.9 r	0.8 r	4.8 r	7.8 r	3.9 r	58.3	15.4 r	13.3 r	10.9 r	13.4 r	12.2 r
Guinea	656	2.2	0.7 r	0.2 r	0.6 r	0.7 r	0.3 r	....	....	....	....	....	....
Guinea-Bissau	654	2.2	0.5 r	0.5 r	0.5 r	0.5 r	0.5 r	13.9	3.7 r	3.2 r	2.6 r	3.1 r	2.8 r
Kenya	664	0.1	0.0 r	0.0 r	0.0 r	0.0 r	0.0 r	0.2	0.1 r	0.1 r	0.1 r	0.1 r	0.1 r
Liberia	668	0.7	0.2 r	0.1 r	0.1 r	0.1 r	0.1 r	0.0	0.0 r	0.0 r	0.0 r	0.0 r	0.0 r
Madagascar	674	0.0	0.0 r	0.0 r	0.0 r	0.0 r	0.0 r	0.2	0.1 r	0.1 r	0.1 r	0.1 r	0.1 r
Malawi	676	....	....	....	....	....	....	0.0	0.0 r	0.0 r	0.0 r	0.0 r	0.0 r
Mali	678	36.6	9.2 r	3.3 r	9.7 r	12.0 r	5.1 r	0.9	0.2 r	0.2 r	0.2 r	0.2 r	0.2 r
Mauritius	684	....	....	....	....	....	....	0.0	0.0 r	0.0 r	0.0 r	0.0 r	0.0 r
Mozambique	688	0.7	0.2 r	0.2 r	0.2 r	0.2 r	0.2 r	....	....	....	....	....	....
Namibia	728	0.1	0.0 r	0.0 r	0.0 r	0.0 r	0.0 r	0.3	0.1 r	0.1 r	0.1 r	0.1 r	0.1 r
Niger	692	65.4	7.5 r	2.7 r	11.8 r	17.7 r	8.5 r	0.1	0.0 r	0.0 r	0.0 r	0.0 r	0.0 r
Nigeria	694	34.5	10.3 r	3.7 r	9.9 r	11.6 r	4.6 r	13.2	3.5 r	3.0 r	2.4 r	3.0 r	2.7 r
São Tomé & Príncipe	716	0.4	0.1 r	0.1 r	0.1 r	0.1 r	0.1 r	....	....	....	....	....	....

# Togo (742)

In Millions of U.S. Dollars

		Exports (FOB)						Imports (CIF)					
		2015	2015Q3	2015Q4	2016Q1	2016Q2	2016Q3	2015	2015Q3	2015Q4	2016Q1	2016Q2	2016Q3
Senegal	722	5.6	1.7 r	0.6 r	1.6 r	1.9 r	0.8 r	12.6	3.7 r	3.3 r	2.7 r	3.2 r	2.9 r
Sierra Leone	724	0.8	0.2 r	0.1 r	0.2 r	0.3 r	0.1 r	0.0	0.0 r	0.0 r	0.0 r	0.0 r	0.0 r
South Africa	199	0.6	0.2 r	0.1 r	0.1 r	0.1 r	0.1 r	85.1	24.8 r	21.3 r	16.0 r	18.2 r	15.1 r
Swaziland	734	0.1	0.0 r	0.0 r	0.0 r	0.0 r	0.0 r	0.6	0.2 r	0.1 r	0.1 r	0.1 r	0.1 r
Tanzania	738	....	....	....	....	....	....	0.0	0.0 r	0.0 r	0.0 r	0.0 r	0.0 r
Uganda	746	1.6	0.5 r	0.2 r	0.5 r	0.5 r	0.2 r	0.0	0.0 r	0.0 r	0.0 r	0.0 r	0.0 r
Zambia	754	0.1	0.0 r	0.0 r	0.0 r	0.0 r	0.0 r	....	....	....	....	....	....
Zimbabwe	698	0.0	0.0 r	0.0 r	0.0 r	0.0 r	0.0 r	....	....	....	....	....	....
<b>Western Hemisphere</b>	<b>205</b>	<b>7.1</b>	<b>1.9</b>	<b>1.4</b>	<b>1.4</b>	<b>1.4</b>	<b>1.4</b>	<b>33.3</b>	<b>8.8</b>	<b>7.7</b>	<b>6.6</b>	<b>7.7</b>	<b>7.0</b>
Anguilla	312	....	....	....	....	....	....	0.0	0.0 r	0.0 r	0.0 r	0.0 r	0.0 r
Antigua and Barbuda	311	....	....	....	....	....	....	0.3	0.1 r	0.1 r	0.1 r	0.1 r	0.1 r
Argentina	213	....	....	....	....	....	....	2.5	0.7 r	0.6 r	0.6 r	0.6 r	0.6 r
Bahamas, The	313	0.0	0.0 r	0.0 r	0.0 r	0.0 r	0.0 r	....	....	....	....	....	....
Bolivia	218	....	....	....	....	....	....	0.0	0.0 r	0.0 r	0.0 r	0.0 r	0.0 r
Brazil	223	....	....	....	....	....	....	21.9	5.8 r	5.0 r	4.0 r	4.9 r	4.4 r
Chile	228	....	....	....	....	....	....	0.1	0.0 r	0.0 r	0.0 r	0.0 r	0.0 r
Colombia	233	4.3	1.1 r	1.1 r	1.1 r	1.1 r	1.1 r	0.0	0.0 r	0.0 r	0.0 r	0.0 r	0.0 r
Curacao	354	....	....	....	....	....	....	2.7	0.7 r	0.7 r	0.7 r	0.7 r	0.7 r
El Salvador	253	....	....	....	....	....	....	0.0	0.0 r	0.0 r	0.0 r	0.0 r	0.0 r
Guatemala	258	....	....	....	....	....	....	1.2	0.3 r	0.3 r	0.3 r	0.3 r	0.3 r
Mexico	273	....	....	....	....	....	....	3.8	1.0 r	0.9 r	0.7 r	0.9 r	0.8 r
Nicaragua	278	....	....	....	....	....	....	0.3	0.1 r	0.1 r	0.1 r	0.1 r	0.1 r
Panama	283	0.1	0.0 r	0.0 r	0.0 r	0.0 r	0.0 r	0.2	0.0 r	0.0 r	0.0 r	0.0 r	0.0 r
Paraguay	288	....	....	....	....	....	....	0.0	0.0 r	0.0 r	0.0 r	0.0 r	0.0 r
Peru	293	....	....	....	....	....	....	0.0	0.0 r	0.0 r	0.0 r	0.0 r	0.0 r
Uruguay	298	2.8	0.8 r	0.3 r	0.3 r	0.3 r	0.3 r	0.0	0.0 r	0.0 r	0.0 r	0.0 r	0.0 r
Venezuela, Rep. Bol.	299	....	....	....	....	....	....	0.1	0.0 r	0.0 r	0.0 r	0.0 r	0.0 r
Western Hem. n.s.	399	....	....	....	....	....	....	0.0	0.0 r	0.0 r	0.0 r	0.0 r	0.0 r
<b>Other Countries n.i.e</b>	<b>910</b>	<b>....</b>	<b>....</b>	<b>....</b>	<b>....</b>	<b>....</b>	<b>....</b>	<b>1.1</b>	<b>0.3</b>	<b>0.3</b>	<b>0.2</b>	<b>0.3</b>	<b>0.2</b>
Korea, Dem. People's Rep.	954	....	....	....	....	....	....	1.1	0.3 r	0.3 r	0.2 r	0.3 r	0.2 r
<b>Special Categories</b>	<b>899</b>	<b>3.8</b>	<b>1.2 r</b>	<b>0.4 r</b>	<b>1.1 r</b>	<b>1.3 r</b>	<b>0.5 r</b>	<b>....</b>	<b>....</b>	<b>....</b>	<b>....</b>	<b>....</b>	<b>....</b>
<b>Memorandum Items</b>													
Africa	605	431.6	97.2	35.2	103.8	131.4	57.1	295.4	82.1	71.0	56.4	66.5	58.4
Middle East	405	24.1	7.2	2.6	6.9	8.1	3.3	98.1	26.0	22.7	20.3	23.2	21.7
European Union	998	38.2	11.1	4.5	10.6	12.3	5.5	564.3	147.7	128.1	107.9	129.9	119.3
Export earnings: fuel	080	63.3	18.8	7.4	18.0	20.9	9.1	142.7	37.9	33.0	28.6	33.3	30.7
Export earnings: nonfuel	092	615.7	149.3	60.9	155.8	191.7	88.2	1,591.4	429.7	372.7	304.0	364.5	327.6

# Tonga (866)

In Millions of U.S. Dollars

		Exports (FOB)						Imports (CIF)					
		2015	2015Q3	2015Q4	2016Q1	2016Q2	2016Q3	2015	2015Q3	2015Q4	2016Q1	2016Q2	2016Q3
IFS World		16.0	....	....	....	....	....	205.0	....	....	....	....	....
World	001	17.8	3.7	6.6	4.3	3.7	5.4	177.4	43.8	46.8	39.0	70.0	50.1
Advanced Economies	110	16.3	3.3	5.9	3.6	3.1	4.5	123.2	29.1	30.5	27.9	50.9	34.7
Euro Area	163	0.1	0.0	0.1	0.0	0.0	0.2	1.0	0.3	0.4	0.0	6.9	0.3
Austria	122	0.0	....	....	....	....	....	0.0	....	....	....	....	....
Belgium	124	....	....	....	....	....	....	0.1	0.0 r	0.0 r	0.0 r	0.0 r	0.1 r
Cyprus	423	....	....	....	....	....	....	0.0	....	....	....	....	....
Finland	172	0.0	0.0 r	0.0 r	0.0 r	0.0 r	0.0 r	0.0	0.0 r	....	....	....	....
France	132	0.0	0.0 r	0.0 r	0.0 r	0.0 r	0.0 r	0.0	0.0 r	0.0 r	0.0 r	0.0 r	0.0 r
Germany	134	0.1	....	0.1 r	0.0 r	0.0 r	....	0.8	0.2 r	0.3 r	0.0 r	0.2 r	0.2 r
Greece	174	0.0	....	0.0 r	....	....	....	....	....	....	....	....	....
Ireland	178	....	....	....	....	....	....	0.0	....	0.0 r	....	....	....
Italy	136	0.0	....	0.0 r	....	....	0.2 r	0.0	0.0 r	0.0 r	....	0.0 r	....
Luxembourg	137	....	....	....	....	....	....	....	....	....	0.0 r	....	....
Netherlands	138	0.0	0.0 r	0.0 r	....	0.0 r	....	0.0	0.0 r	0.0 r	0.0 r	6.6 r	0.0 r
Portugal	182	....	....	....	....	....	....	0.0	0.0 r	0.0 r	0.0 r	0.0 r	0.0 r
Slovak Republic	936	....	....	....	....	....	....	0.0	0.0 r	0.0 r	0.0 r	0.0 r	0.0 r
Slovenia	961	0.0	0.0 r	0.0 r	0.0 r	0.0 r	0.0 r	....	....	....	....	....	....
Spain	184	....	....	....	....	....	....	0.0	0.0 r	0.0 r	0.0 r	0.0 r	0.0 r
Australia	193	1.5	0.4 r	0.2 r	0.5 r	0.2 r	0.4 r	12.2	2.5 r	3.9 r	5.1 r	6.1 r	0.4 r
Canada	156	0.0	0.0 r	0.0 r	0.0 r	0.0 r	0.0 r	0.8	0.2 r	0.2 r	0.0 r	....	0.2 r
China,P.R.: Hong Kong	532	6.0	1.5 r	1.5 r	1.4 r	1.5 r	1.4 r	0.8	0.2 r	0.6 r	0.0 r	0.2 r	0.4 r
Czech Republic	935	....	....	....	....	....	....	....	....	....	....	....	0.0 r
Denmark	128	....	....	....	....	....	....	0.0	0.0 r	0.0 r	0.0 r	....	0.0 r
Iceland	176	....	....	....	....	....	....	0.0	0.0 r	0.0 r	0.0 r	0.0 r	0.0 r
Japan	158	2.9	0.3 r	2.0 r	0.6 r	0.3 r	0.2 r	8.6	2.8 r	1.4 r	1.4 r	3.0 r	2.3 r
Korea, Republic of	542	0.4	0.0 r	0.3 r	0.0 r	0.0 r	0.0 r	0.4	0.1 r	0.2 r	0.2 r	0.3 r	0.1 r
New Zealand	196	3.0	0.6 r	1.2 r	0.4 r	0.5 r	1.1 r	61.5	13.5 r	16.0 r	12.4 r	22.7 r	20.5 r
Norway	142	0.0	0.0 r	0.0 r	0.0 r	0.0 r	0.0 r	0.0	0.0 r	0.0 r	0.0 r	0.0 r	0.0 r
Singapore	576	0.0	....	0.0 r	0.0 r	0.0 r	....	16.7	4.7 r	3.9 r	4.1 r	7.1 r	4.2 r
Sweden	144	....	....	....	....	....	....	0.0	0.0 r	0.0 r	0.0 r	....	0.0 r
Switzerland	146	0.0	0.0 r	0.0 r	0.0 r	0.0 r	0.0 r	0.0	....	....	0.1 r	0.1 r	0.0 r
Taiwan Prov.of China	528	0.0 e	....	0.0 e	....	....	....	3.0 e	1.2 e	1.2 e	0.6 e	1.0 e	0.9 e
United Kingdom	112	0.0	0.0 r	0.0 r	0.0 r	0.0 r	0.0 r	2.1	1.5 r	0.2 r	0.3 r	0.1 r	0.1 r
United States	111	2.2	0.6 r	0.7 r	0.6 r	0.6 r	0.9 r	15.7	2.0 r	2.6 r	3.8 r	3.5 r	5.1 r
Emerg. & Dev. Economies	200	1.5	0.3	0.6	0.7	0.6	1.0	53.9	14.7	16.2	11.0	18.9	15.4
Emerg. & Dev. Asia	505	1.4	0.3	0.6	0.6	0.6	1.0	50.7	13.5	15.0	10.1	18.4	14.8
American Samoa	859	0.2	0.0 r	0.1 r	0.0 r	0.0 r	0.0 r	0.1	0.0 r	0.0 r	0.0 r	0.0 r	0.0 r
Bangladesh	513	....	....	....	....	....	....	0.1	0.0 r	0.0 r	0.0 r	0.0 r	0.0 r
Cambodia	522	....	....	....	....	....	....	0.0	0.0 r	0.0 r	0.0 r	0.0 r	0.0 r
China,P.R.: Mainland	924	0.0	....	....	....	0.0 r	....	19.1	5.5 r	6.7 r	3.2 r	4.5 r	5.4 r
Fiji	819	0.2	0.0 r	0.1 r	0.0 r	0.0 r	0.1 r	17.2	4.5 r	5.2 r	3.8 r	8.3 r	5.4 r
F.T. French Polynesia	887	0.0	0.0 r	0.0 r	0.0 r	0.0 r	0.0 r	0.0	0.0 r	0.0 r	0.0 r	0.0 r	0.0 r
F.T. New Caledonia	839	0.0	0.0 r	0.0 r	0.0 r	0.0 r	0.0 r	....	....	....	....	....	....
Guam	829	0.0	....	0.0 r	....	....	....	....	....	....	....	....	....
India	534	0.0	....	0.0 r	....	0.0 r	....	0.6	0.2 r	0.1 r	0.1 r	0.2 r	0.1 r
Indonesia	536	0.0	0.0 r	0.0 r	....	....	....	3.9	1.4 r	0.7 r	0.5 r	0.9 r	0.6 r
Kiribati	826	0.0	0.0 r	0.0 r	0.0 r	0.0 r	0.0 r	0.0	0.0 r	0.0 r	0.0 r	0.0 r	0.0 r
Malaysia	548	0.0	....	0.0 r	....	0.0 r	....	3.0	0.5 r	0.9 r	0.8 r	1.3 r	0.9 r
Marshall Islands	867	0.0	0.0 r	0.0 r	0.0 r	0.0 r	0.0 r	....	....	....	....	....	....
Nauru	836	0.0	0.0 r	0.0 r	0.0 r	0.0 r	0.0 r	....	....	....	....	....	....
Nepal	558	....	....	....	....	....	....	0.0	0.0 r	0.0 r	0.0 r	0.0 r	0.0 r
Papua New Guinea	853	0.0	0.0 r	0.0 r	0.0 r	0.0 r	0.0 r	0.2	0.0 r	0.0 r	0.0 r	0.1 r	0.1 r
Philippines	566	0.3	0.1 r	0.1 r	0.4 r	0.4 r	0.6 r	0.3	0.2 r	0.1 r	0.4 r	0.9 r	0.6 r
Samoa	862	0.4	0.1 r	0.2 r	0.1 r	0.1 r	0.1 r	0.1	0.0 r	0.0 r	0.0 r	0.0 r	0.0 r
Solomon Islands	813	0.0	0.0 r	0.0 r	0.0 r	0.0 r	0.0 r	0.0	0.0 r	0.0 r	0.0 r	0.0 r	0.0 r
Sri Lanka	524	....	....	....	....	....	....	0.0	....	....	....	....	....
Thailand	578	0.0	....	0.0 r	0.0 r	0.0 r	....	3.4	0.6 r	0.5 r	0.7 r	0.9 r	0.9 r
Vanuatu	846	0.2	0.0 r	0.1 r	0.0 r	0.0 r	0.1 r	0.2	0.1 r	0.1 r	0.1 r	0.1 r	0.1 r
Vietnam	582	0.1	0.0 r	0.0 r	0.0 r	0.0 r	0.0 r	0.7	0.2 r	0.2 r	0.1 r	0.3 r	0.2 r

# Tonga (866)

In Millions of U.S. Dollars

		Exports (FOB)						Imports (CIF)					
		2015	2015Q3	2015Q4	2016Q1	2016Q2	2016Q3	2015	2015Q3	2015Q4	2016Q1	2016Q2	2016Q3
Asia n.s.	598	....	....	....	....	....	....	1.8	0.5 r	0.5 r	0.4 r	0.9 r	0.6 r
<b>Europe</b>	170	<b>0.0</b>	<b>0.0</b>	<b>0.0</b>	<b>0.0</b>	<b>0.0</b>	<b>0.0</b>	<b>0.4</b>	<b>0.1</b>	<b>0.1</b>	<b>0.0</b>	<b>0.0</b>	<b>0.1</b>
<b>Emerg. &amp; Dev. Europe</b>	903	<b>0.0</b>	<b>0.0</b>	<b>0.0</b>	<b>0.0</b>	<b>0.0</b>	<b>0.0</b>	<b>0.4</b>	<b>0.1</b>	<b>0.1</b>	<b>0.0</b>	<b>0.0</b>	<b>0.1</b>
Albania	914	0.0 e	0.0 e	0.0 e	0.0 e	0.0 e	0.0 e	....	....	....	....	....	....
Bosnia and Herzegovina	963	0.0 e	0.0 e	0.0 e	0.0 e	0.0 e	0.0 e	0.0	0.0 r	0.0 r	0.0 r	0.0 r	0.0 r
Bulgaria	918	....	....	....	....	....	....	0.0	0.0 r	0.0 r	0.0 r	0.0 r	0.0 r
Hungary	944	....	....	....	....	....	....	0.0	0.0 r	0.0 r	0.0 r	0.0 r	0.0 r
Poland	964	0.0	0.0 r	0.0 r	0.0 r	0.0 r	0.0 r	0.0	....	....	....	....	0.0 r
Romania	968	....	....	....	....	....	....	0.0	0.0 r	0.0 r	0.0 r	0.0 r	0.0 r
Turkey	186	....	....	....	....	....	....	0.4	0.1 r	0.1 r	0.0 r	0.0 r	0.1 r
<b>CIS</b>	901	<b>0.0</b>	<b>0.0</b>	<b>0.0</b>	<b>0.0</b>	<b>0.0</b>	<b>0.0</b>	<b>0.0</b>	<b>0.0</b>	<b>0.0</b>	<b>0.0</b>	<b>0.0</b>	<b>0.0</b>
Armenia	911	0.0	0.0 r	0.0 r	0.0 r	0.0 r	0.0 r	....	....	....	....	....	....
Azerbaijan, Rep. of	912	....	....	....	....	....	....	0.0	0.0 r	0.0 r	0.0 r	0.0 r	0.0 r
Georgia	915	....	....	....	....	....	....	0.0	0.0 r	0.0 r	0.0 r	0.0 r	0.0 r
Russian Federation	922	....	....	....	0.0 e	....	....	0.0	0.0 r	0.0 r	0.0 r	0.0 r	0.0 r
<b>Mid East, N Africa, Pak</b>	440	<b>0.0</b>	<b>0.0</b>	<b>0.0</b>	<b>0.0</b>	<b>0.0</b>	<b>0.0</b>	<b>0.2</b>	<b>0.1</b>	<b>0.1</b>	<b>0.0</b>	<b>0.1</b>	<b>0.1</b>
Bahrain, Kingdom of	419	0.0 e	0.0 e	0.0 e	0.0 e	0.0 e	0.0 e	....	....	....	....	....	....
Egypt	469	....	....	....	....	....	....	0.0	0.0 r	0.0 r	0.0 r	0.0 r	0.0 r
Kuwait	443	0.0 e	0.0 e	0.0 e	0.0 e	0.0 e	0.0 e	....	....	....	....	....	....
Lebanon	446	0.0 e	0.0 e	....	....	....	....	....	....	....	....	....	....
Oman	449	....	....	....	....	....	....	0.0	0.0 r	0.0 r	0.0 r	0.0 r	0.0 r
Pakistan	564	0.0	0.0 r	0.0 r	0.0 r	0.0 r	0.0 r	0.0	0.0 r	0.0 r	0.0 r	0.0 r	0.0 r
Saudi Arabia	456	0.0	0.0 r	0.0 r	0.0 r	0.0 r	0.0 r	0.0	0.0 r	0.0 r	0.0 r	0.0 r	0.0 r
Tunisia	744	....	....	....	....	....	....	0.0	0.0 r	0.0 r	0.0 r	0.0 r	0.0 r
United Arab Emirates	466	....	....	....	....	....	....	0.1	0.0 r	0.0 r	0.0 r	0.1 r	0.0 r
<b>Sub-Saharan Africa</b>	603	<b>0.0</b>	<b>0.0</b>	<b>0.0</b>	<b>0.0</b>	<b>0.0</b>	<b>0.0</b>	<b>1.0</b>	<b>0.2</b>	<b>0.5</b>	<b>0.2</b>	<b>0.2</b>	<b>0.2</b>
Eritrea	643	....	....	....	....	....	....	0.0	0.0 r	0.0 r	0.0 r	0.0 r	0.0 r
Ethiopia	644	0.0 e	0.0 e	0.0 e	0.0 e	0.0 e	0.0 e	0.3 e	0.1 e	0.1 e	0.1 e	0.1 e	0.1 e
Gabon	646	0.0 e	0.0 e	0.0 e	0.0 e	0.0 e	0.0 e	....	....	....	....	....	....
Gambia, The	648	....	....	....	....	....	....	0.0	0.0 r	0.0 r	0.0 r	0.0 r	0.0 r
Guinea	656	0.0	0.0 r	0.0 r	0.0 r	0.0 r	0.0 r	....	....	....	....	....	....
Mali	678	....	....	....	....	....	....	0.2	0.1 r	0.1 r	0.0 r	0.1 r	0.1 r
Namibia	728	....	....	....	....	....	....	0.0	0.0 r	0.0 r	0.0 r	0.0 r	0.0 r
Nigeria	694	0.0 e	0.0 e	0.0 e	0.0 e	0.0 e	0.0 e	0.0 e	0.0 e	0.0 e	0.0 e	0.0 e	0.0 e
South Africa	199	....	....	....	....	....	....	0.4	....	0.4 r	0.1 r	....	0.0 r
Swaziland	734	....	....	....	....	....	....	0.0	0.0 r	0.0 r	0.0 r	0.0 r	0.0 r
Zimbabwe	698	0.0	0.0 r	0.0 r	0.0 r	0.0 r	0.0 r	....	....	....	....	....	....
<b>Western Hemisphere</b>	205	<b>0.0</b>	<b>0.0</b>	<b>0.0</b>	<b>0.0</b>	<b>0.0</b>	<b>0.0</b>	<b>1.7</b>	<b>0.8</b>	<b>0.5</b>	<b>0.6</b>	<b>0.2</b>	<b>0.3</b>
Aruba	314	0.0 e	....	....	....	....	....	....	....	....	....	....	....
Bahamas, The	313	0.0 e	0.0 e	0.0 e	0.0 e	0.0 e	0.0 e	....	....	....	....	....	....
Barbados	316	....	....	....	....	....	....	0.0	0.0 r	0.0 r	0.0 r	0.0 r	0.0 r
Brazil	223	....	....	....	....	....	....	0.6	0.2 r	0.2 r	0.4 r	0.1 r	0.1 r
Chile	228	....	....	....	....	....	....	0.6	0.4 r	0.2 r	0.2 r	0.1 r	0.1 r
Colombia	233	....	....	....	....	....	....	0.2	0.2 r	0.0 r	0.0 r	0.0 r	0.0 r
Costa Rica	238	....	....	....	....	....	....	0.0	0.0 r	0.0 r	0.0 r	0.0 r	0.0 r
Dominican Republic	243	0.0 e	0.0 e	0.0 e	0.0 e	0.0 e	0.0 e	....	....	....	....	....	....
Grenada	328	0.0 e	0.0 e	0.0 e	0.0 e	0.0 e	0.0 e	....	....	....	....	....	....
Haiti	263	....	....	....	....	....	....	0.0	0.0 r	0.0 r	0.0 r	0.0 r	0.0 r
Honduras	268	0.0 e	....	....	....	....	....	0.0	0.0 r	0.0 r	0.0 r	0.0 r	0.0 r
Jamaica	343	....	....	....	....	....	....	0.0	0.0 r	0.0 r	0.0 r	0.0 r	0.0 r
Mexico	273	....	....	....	....	....	....	0.0	0.0 r	0.0 r	0.0 r	0.0 r	0.0 r
Nicaragua	278	....	....	....	....	....	....	0.0	0.0 r	0.0 r	0.0 r	0.0 r	0.0 r
Peru	293	0.0 e	0.0 e	0.0 e	0.0 e	0.0 e	0.0 e	....	....	....	....	....	....
Uruguay	298	....	....	....	....	....	....	0.2	0.0 r	0.0 r	0.0 r	0.0 r	0.0 r
Venezuela, Rep. Bol.	299	....	....	....	....	....	....	0.0	0.0 r	0.0 r	0.0 r	0.0 r	0.0 r
<b>Other Countries n.i.e</b>	910	<b>0.0</b>	<b>0.0</b>	<b>0.0</b>	<b>0.0</b>	<b>0.0</b>	<b>0.0</b>	<b>0.1</b>	<b>0.0</b>	<b>0.0</b>	<b>0.0</b>	<b>0.0</b>	<b>0.0</b>
Cuba	928	....	....	....	....	....	....	0.0	0.0 r	0.0 r	0.0 r	0.0 r	0.0 r
Korea, Dem. People's Rep.	954	0.0	0.0 r	0.0 r	0.0 r	0.0 r	0.0 r	0.1	0.0 r	0.0 r	0.0 r	0.0 r	0.0 r
<b>Countries &amp; Areas n.s.</b>	898	<b>....</b>	<b>....</b>	<b>....</b>	<b>....</b>	<b>....</b>	<b>....</b>	<b>0.2</b>	<b>0.1 r</b>	<b>0.1 r</b>	<b>0.1 r</b>	<b>0.1 r</b>	<b>0.1 r</b>

# Tonga (866)

In Millions of U.S. Dollars

		Exports (FOB)						Imports (CIF)					
		2015	2015Q3	2015Q4	2016Q1	2016Q2	2016Q3	2015	2015Q3	2015Q4	2016Q1	2016Q2	2016Q3
<b>Memorandum Items</b>													
Africa	605	0.0	0.0	0.0	0.0	0.0	0.0	1.0	0.2	0.5	0.2	0.2	0.2
Middle East	405	0.0	0.0	0.0	0.0	0.0	0.0	0.2	0.1	0.1	0.0	0.1	0.1
European Union	998	0.1	0.0	0.1	0.0	0.0	0.2	3.1	1.8	0.6	0.3	7.0	0.4
Export earnings: fuel	080	0.0	0.0	0.0	0.0	0.0	0.0	0.4	0.2	0.1	0.1	0.1	0.1
Export earnings: nonfuel	092	17.7	3.7	6.6	4.3	3.7	5.4	177.0	43.6	46.7	38.9	69.9	50.1

# Trinidad and Tobago (369)

In Millions of U.S. Dollars

		Exports (FOB)						Imports (CIF)					
		2015	2015Q3	2015Q4	2016Q1	2016Q2	2016Q3	2015	2015Q3	2015Q4	2016Q1	2016Q2	2016Q3
IFS World		7,285.0	....	....	....	....	....	6,495.0	....	....	....	....	....
World	001	8,559.9	2,119.4	1,722.2	1,619.6	1,328.5	1,387.8	10,143.8	2,824.9	2,361.1	2,551.7	2,219.4	2,354.8
Advanced Economies	110	4,799.8	1,189.5	970.3	888.8	739.5	780.7	4,175.2	1,111.2	1,008.0	1,120.5	853.9	863.9
Euro Area	163	791.0	189.2	183.8	126.7	128.0	109.7	484.7	131.6	139.6	112.0	112.4	146.9
Austria	122	0.0	0.0 r	0.0 r	0.0 r	0.0 r	0.0 r	11.9	3.7 r	2.4 r	1.2 r	1.6 r	2.6 r
Belgium	124	168.0	26.3 r	65.7 r	29.7 r	24.7 r	24.7 r	30.0	7.5 r	7.2 r	5.3 r	8.2 r	6.7 r
Cyprus	423	0.0	0.0 r	0.0 r	0.0 r	....	....	1.0	0.5 r	0.1 r	0.1 r	0.0 r	0.1 r
Estonia	939	....	....	....	....	....	....	0.0	0.0 r	....	0.0 r	....	....
Finland	172	0.1	0.1 r	0.0 r	0.0 r	0.0 r	0.0 r	1.0	0.2 r	0.2 r	0.2 r	0.2 r	0.1 r
France	132	157.0	40.3 r	29.9 r	33.0 r	39.6 r	36.3 r	59.3	14.0 r	20.7 r	9.5 r	11.3 r	11.6 r
Germany	134	47.4	13.3 r	9.5 r	4.1 r	7.4 r	4.7 r	146.9	43.9 r	31.8 r	27.9 r	33.1 r	74.0 r
Greece	174	19.0	5.9 r	4.8 r	0.7 r	3.1 r	3.3 r	0.7	0.1 r	0.2 r	0.2 r	0.2 r	0.2 r
Ireland	178	2.5	1.3 r	0.3 r	1.0 r	0.3 r	0.6 r	27.7	7.4 r	8.0 r	5.4 r	5.0 r	8.8 r
Italy	136	14.5	2.9 r	3.8 r	1.2 r	1.2 r	1.8 r	105.0	19.2 r	43.2 r	25.2 r	21.7 r	23.6 r
Latvia	941	....	....	....	....	....	0.0 r	0.1	0.0 r	0.0 r	0.0 r	0.0 r	0.0 r
Lithuania	946	....	....	....	....	....	....	0.4	0.1 r	0.1 r	0.1 r	0.1 r	0.1 r
Luxembourg	137	0.0	0.0 r	0.0 r	....	....	....	0.0	0.0 r	0.0 r	0.0 r	0.0 r	0.0 r
Malta	181	0.2	0.0 r	0.1 r	0.0 r	0.0 r	0.0 r	0.2	0.1 r	0.1 r	0.0 r	0.1 r	0.0 r
Netherlands	138	137.1	34.3 r	26.1 r	25.1 r	29.0 r	25.8 r	60.6	19.2 r	16.8 r	28.1 r	12.0 r	11.8 r
Portugal	182	18.2	4.4 r	3.7 r	3.2 r	2.1 r	1.7 r	3.2	1.2 r	0.7 r	0.3 r	0.4 r	0.5 r
Slovak Republic	936	....	....	....	....	....	....	0.1	0.0 r	0.1 r	0.1 r	0.1 r	0.1 r
Slovenia	961	....	....	....	....	....	....	0.6	0.2 r	0.2 r	0.1 r	0.2 r	0.1 r
Spain	184	227.1	60.5 r	39.9 r	28.8 r	20.5 r	10.7 r	36.0	14.3 r	7.7 r	8.2 r	18.1 r	6.7 r
Australia	193	6.4	1.3 r	2.5 r	1.9 r	0.9 r	1.3 r	15.6	3.6 r	1.9 r	3.3 r	2.1 r	1.4 r
Canada	156	111.9	12.1 r	31.4 r	8.5 r	8.9 r	12.6 r	180.5	46.6 r	35.3 r	31.8 r	32.7 r	36.8 r
China,P.R.: Hong Kong	532	1.1	0.2 r	0.3 r	0.3 r	0.3 r	3.1 r	22.8	3.1 r	3.6 r	12.7 r	4.8 r	14.4 r
China,P.R.: Macao	546	....	....	....	....	....	....	0.0	0.0 r	0.0 r	0.0 r	0.0 r	0.0 r
Czech Republic	935	....	....	....	....	....	....	0.1	0.0 r	0.0 r	0.0 r	0.0 r	0.0 r
Denmark	128	0.0	0.0 r	0.0 r	0.0 r	0.0 r	0.0 r	16.7	5.4 r	5.0 r	4.4 r	3.8 r	4.4 r
Iceland	176	....	....	....	....	....	....	0.1	0.0 r	0.0 r	0.0 r	0.0 r	0.0 r
Israel	436	0.0	0.0 r	0.0 r	0.0 r	0.0 r	0.0 r	9.2	3.0 r	4.0 r	1.6 r	0.4 r	0.6 r
Japan	158	0.2	0.0 r	0.0 r	0.1 r	0.0 r	0.0 r	232.6	57.8 r	65.8 r	46.4 r	35.2 r	35.5 r
Korea, Republic of	542	25.4	5.1 r	9.3 r	11.6 r	4.3 r	7.7 r	177.3	52.9 r	51.3 r	41.1 r	36.7 r	38.7 r
New Zealand	196	0.1	0.0 r	0.0 r	0.0 r	0.0 r	0.0 r	37.2	9.0 r	8.7 r	8.1 r	9.6 r	8.8 r
Norway	142	0.0	0.0 r	0.0 r	0.0 r	0.0 r	0.0 r	8.0	2.4 r	3.8 r	2.7 r	1.9 r	3.9 r
San Marino	135	0.0	0.0 r	0.0 r	0.0 r	0.0 r	0.0 r	....	....	....	....	....	....
Singapore	576	42.8	18.5 r	24.1 r	0.4 r	4.0 r	0.2 r	172.0	2.6 r	2.5 r	2.8 r	1.9 r	1.5 r
Sweden	144	0.0	0.0 r	0.0 r	0.3 r	0.0 r	0.0 r	11.2	2.8 r	3.2 r	1.9 r	2.6 r	2.3 r
Switzerland	146	20.9	5.0 r	4.9 r	4.9 r	5.0 r	5.0 r	14.2	3.3 r	3.9 r	5.3 r	5.0 r	6.9 r
Taiwan Prov.of China	528	20.0	9.2 r	5.3 r	7.8 r	5.8 r	38.6 r	27.4	7.0 r	7.4 r	4.5 r	6.3 r	7.0 r
United Kingdom	112	120.5	23.1 r	21.3 r	13.5 r	8.1 r	23.7 r	218.9	58.3 r	55.8 r	59.2 r	39.9 r	40.2 r
United States	111	3,659.5	925.7 r	687.3 r	712.6 r	574.3 r	578.9 r	2,546.8	722.0 r	616.2 r	782.7 r	558.6 r	514.6 r
Vatican	187	0.0	0.0 r	0.0 r	0.0 r	0.0 r	0.0 r	0.1	0.0 r	0.0 r	0.0 r	0.0 r	0.0 r
Emerg. & Dev. Economies	200	3,693.3	913.7	738.8	717.8	578.1	596.4	5,960.5	1,711.4	1,351.1	1,429.0	1,363.8	1,489.2
Emerg. & Dev. Asia	505	50.1	10.8	9.6	87.7	26.6	21.0	1,062.3	341.1	216.9	225.3	191.0	236.4
American Samoa	859	0.0	0.0 r	0.0 r	0.0 r	0.0 r	0.0 r	0.0	0.0 r	0.0 r	0.0 r	0.0 r	0.0 r
Bangladesh	513	0.2	0.0 r	0.0 r	0.0 r	0.0 r	0.0 r	0.7	0.2 r	0.2 r	0.2 r	0.2 r	0.2 r
Brunei Darussalam	516	....	....	....	....	....	....	0.0	0.0 r	0.0 r	0.0 r	0.0 r	0.0 r
Cambodia	522	....	....	....	....	....	....	0.2	0.0 r	0.0 r	0.0 r	0.0 r	0.0 r
China,P.R.: Mainland	924	15.9	1.0 r	0.4 r	31.7 r	25.4 r	9.8 r	661.1	231.6 r	133.8 r	92.1 r	117.4 r	162.7 r
Fiji	819	....	....	....	....	....	....	8.2	2.3 r	2.0 r	2.2 r	1.7 r	1.8 r
F.T. French Polynesia	887	0.0	0.0 r	0.0 r	0.0 r	0.0 r	0.0 r	....	....	....	....	....	....
Guam	829	0.0	0.0 r	0.0 r	0.0 r	0.0 r	0.0 r	....	....	....	....	....	....
India	534	29.2	8.8 r	8.5 r	14.4 r	0.4 r	10.0 r	68.5	16.7 r	11.6 r	11.8 r	10.0 r	13.8 r
Indonesia	536	0.1	0.0 r	0.0 r	0.7 r	0.0 r	0.0 r	23.3	5.7 r	4.9 r	6.0 r	4.8 r	4.9 r
Lao People's Dem.Rep	544	....	....	....	....	....	....	0.4	0.1 r	0.1 r	0.1 r	0.1 r	0.1 r
Malaysia	548	0.2	0.0 r	0.0 r	40.2 r	0.0 r	0.0 r	28.4	10.3 r	5.2 r	38.3 r	6.2 r	4.3 r
Marshall Islands	867	....	....	....	....	....	....	0.0	0.0 r	0.0 r	0.0 r	0.0 r	0.0 r
Micronesia	868	....	....	....	....	....	....	0.0	0.0 r	0.0 r	0.0 r	0.0 r	0.0 r
Myanmar	518	....	....	....	....	....	....	0.0	0.0 r	0.0 r	0.0 r	0.0 r	0.0 r

# Trinidad and Tobago (369)

In Millions of U.S. Dollars

		Exports (FOB)						Imports (CIF)					
		2015	2015Q3	2015Q4	2016Q1	2016Q2	2016Q3	2015	2015Q3	2015Q4	2016Q1	2016Q2	2016Q3
Nepal	558	0.0 e	0.0 e	0.0 e	0.0 e	0.0 e	0.0 e	....	....	....	....	....	....
Philippines	566	0.1	0.0 r	0.0 r	0.0 r	0.0 r	0.0 r	2.8	0.6 r	1.2 r	1.0 r	0.8 r	0.8 r
Samoa	862	0.0 e	0.0 e	0.0 e	0.0 e	0.0 e	0.0 e	....	....	....	....	....	....
Sri Lanka	524	0.0	0.0 r	0.0 r	0.0 r	0.0 r	0.0 r	2.3	0.5 r	0.7 r	0.4 r	0.5 r	0.5 r
Thailand	578	1.9	0.3 r	0.2 r	0.3 r	0.3 r	0.6 r	139.1	37.1 r	26.3 r	39.5 r	22.6 r	19.7 r
Tonga	866	0.0	0.0 r	0.0 r	0.0 r	0.0 r	0.0 r	0.0	0.0 r	0.0 r	0.0 r	0.0 r	0.0 r
Vanuatu	846	....	....	....	....	....	....	47.1	13.3 r	11.4 r	12.5 r	9.9 r	10.2 r
Vietnam	582	2.3	0.6 r	0.4 r	0.4 r	0.4 r	0.4 r	14.9	4.2 r	3.6 r	4.0 r	3.1 r	3.2 r
Asia n.s.	598	0.1	0.0 r	0.0 r	0.0 r	0.0 r	0.0 r	65.2	18.5 r	15.8 r	17.3 r	13.7 r	14.1 r
<b>Europe</b>	170	<b>344.8</b>	<b>86.0</b>	<b>88.6</b>	<b>81.5</b>	<b>86.5</b>	<b>83.0</b>	<b>523.2</b>	<b>170.1</b>	<b>125.9</b>	<b>149.9</b>	<b>271.5</b>	<b>315.5</b>
<b>Emerg. &amp; Dev. Europe</b>	903	<b>334.6</b>	<b>83.2</b>	<b>86.2</b>	<b>79.1</b>	<b>84.1</b>	<b>80.5</b>	<b>56.9</b>	<b>14.5</b>	<b>11.3</b>	<b>11.3</b>	<b>15.1</b>	<b>10.6</b>
Albania	914	....	....	....	....	....	....	0.0	0.0 r	0.0 r	0.0 r	0.0 r	0.0 r
Bulgaria	918	0.0	....	0.0 r	....	....	....	0.5	0.1 r	0.1 r	0.0 r	0.1 r	0.1 r
Faroe Islands	816	0.0	0.0 r	0.0 r	0.0 r	0.0 r	0.0 r	....	....	....	....	....	....
Hungary	944	0.0	0.0 r	....	....	0.0 r	0.0 r	10.1	5.6 r	1.9 r	1.4 r	1.8 r	1.3 r
Poland	964	....	....	....	....	....	....	1.5	0.4 r	0.6 r	0.5 r	0.3 r	0.4 r
Romania	968	....	....	....	....	....	....	1.4	0.1 r	0.3 r	1.6 r	0.7 r	0.3 r
Serbia, Republic of	942	0.0	....	0.0 r	....	0.0 r	0.0 r	1.6	0.4 r	0.4 r	0.4 r	0.4 r	0.4 r
Turkey	186	334.6	83.2 r	86.2 r	79.1 r	84.1 r	80.5 r	41.7	7.9 r	8.0 r	7.3 r	11.9 r	8.1 r
<b>CIS</b>	901	<b>10.2</b>	<b>2.8</b>	<b>2.4</b>	<b>2.5</b>	<b>2.4</b>	<b>2.5</b>	<b>466.4</b>	<b>155.6</b>	<b>114.6</b>	<b>138.6</b>	<b>256.4</b>	<b>304.9</b>
Armenia	911	....	....	....	....	....	0.0 r	....	....	....	....	....	....
Azerbaijan, Rep. of	912	0.3	0.1 r	0.1 r	0.1 r	0.1 r	0.1 r	....	....	....	....	....	....
Belarus	913	0.1	0.1 r	0.0 r	0.0 r	....	0.0 r	0.7	0.7 r	0.0 r	0.0 r	0.0 r	0.0 r
Georgia	915	9.3	2.3 r	2.3 r	2.3 r	2.3 r	2.3 r	2.8	0.5 r	....	....	....	....
Kazakhstan	916	0.0	0.0 r	0.0 r	0.0 r	0.0 r	0.0 r	0.0	0.0 r	0.0 r	0.0 r	0.0 r	0.0 r
Moldova	921	0.0 e	0.0 e	0.0 e	0.0 e	0.0 e	0.0 e	0.0	0.0 r	0.0 r	0.0 r	0.0 r	0.0 r
Russian Federation	922	0.4	0.3 r	0.0 r	0.0 r	0.0 r	0.1 r	462.8	154.4 r	114.6 r	138.6 r	256.3 r	304.9 r
Tajikistan	923	....	....	....	....	....	....	0.0	0.0 r	0.0 r	0.0 r	0.0 r	0.0 r
Ukraine	926	....	....	....	....	....	....	0.0	0.0 r	0.0 r	....	....	....
Uzbekistan	927	....	....	....	....	....	....	0.0	0.0 r	0.0 r	0.0 r	0.0 r	0.0 r
Europe n.s.	884	....	....	....	....	....	....	0.0	0.0 r	0.0 r	0.0 r	0.0 r	0.0 r
<b>Mid East, N Africa, Pak</b>	440	<b>60.9</b>	<b>36.4</b>	<b>14.0</b>	<b>3.7</b>	<b>3.5</b>	<b>3.4</b>	<b>27.9</b>	<b>8.2</b>	<b>6.5</b>	<b>7.1</b>	<b>5.7</b>	<b>5.9</b>
Afghanistan, I.R. of	512	....	....	....	....	....	....	0.0	0.0 r	0.0 r	0.0 r	0.0 r	0.0 r
Algeria	612	....	....	....	....	....	....	0.0	0.0 r	0.0 r	0.0 r	0.0 r	0.0 r
Bahrain, Kingdom of	419	0.0	0.0 r	0.0 r	0.0 r	0.0 r	0.0 r	0.1	0.0 r	0.0 r	0.0 r	0.0 r	0.0 r
Djibouti	611	0.0 e	0.0 e	0.0 e	0.0 e	0.0 e	0.0 e	....	....	....	....	....	....
Egypt	469	33.0	32.6 r	0.0 r	0.0 r	0.0 r	0.0 r	2.5	0.8 r	0.6 r	0.6 r	0.5 r	0.5 r
Iran, I.R. of	429	....	....	....	....	....	....	1.2	0.3 r	0.3 r	0.3 r	0.3 r	0.3 r
Iraq	433	....	....	....	....	....	....	0.0	0.0 r	0.0 r	0.0 r	0.0 r	0.0 r
Jordan	439	....	....	....	....	....	....	0.3	0.1 r	0.1 r	0.1 r	0.1 r	0.1 r
Kuwait	443	5.0	1.2 r	1.0 r	1.0 r	0.8 r	0.8 r	....	....	....	....	....	....
Lebanon	446	0.2	....	0.1 r	0.2 r	0.2 r	0.2 r	0.1	0.0 r	0.0 r	0.0 r	0.0 r	0.0 r
Morocco	686	20.6	2.1 r	12.4 r	2.1 r	2.1 r	2.1 r	0.9	0.4 r	0.0 r	....	....	....
Oman	449	0.5	0.1 r	0.1 r	0.1 r	0.1 r	0.1 r	1.4	0.4 r	0.3 r	0.4 r	0.3 r	0.3 r
Pakistan	564	0.3	0.1 r	0.1 r	0.1 r	0.1 r	0.1 r	14.0	4.0 r	3.4 r	3.7 r	2.9 r	3.0 r
Qatar	453	....	....	....	....	....	....	0.3	0.1 r	0.1 r	0.1 r	0.1 r	0.1 r
Saudi Arabia	456	0.2	0.1 r	0.0 r	0.0 r	0.0 r	0.0 r	1.5	0.4 r	0.4 r	0.4 r	0.3 r	0.3 r
Somalia	726	0.0	0.0 r	0.0 r	0.0 r	0.0 r	0.0 r	....	....	....	....	....	....
Syrian Arab Republic	463	....	....	....	....	....	....	0.4	0.1 r	0.1 r	0.1 r	0.1 r	0.1 r
Tunisia	744	0.1	0.0 r	0.0 r	0.0 r	0.0 r	0.0 r	0.2	0.0 r	0.0 r	0.0 r	0.0 r	0.0 r
United Arab Emirates	466	1.0	0.2 r	0.2 r	0.2 r	0.2 r	0.2 r	5.0	1.4 r	1.2 r	1.3 r	1.0 r	1.1 r
Yemen, Republic of	474	....	....	....	....	....	....	0.1	0.0 r	0.0 r	0.0 r	0.0 r	0.0 r
<b>Sub-Saharan Africa</b>	603	<b>177.5</b>	<b>42.9</b>	<b>37.6</b>	<b>42.2</b>	<b>55.3</b>	<b>49.2</b>	<b>2,351.6</b>	<b>665.5</b>	<b>569.9</b>	<b>626.3</b>	<b>495.3</b>	<b>510.3</b>
Angola	614	0.0	0.0 r	0.0 r	0.0 r	0.0 r	0.0 r	....	....	....	....	....	....
Benin	638	1.5	0.4 r	0.3 r	0.3 r	0.2 r	0.2 r	....	....	....	....	....	....
Cabo Verde	624	0.0	0.0 r	0.0 r	0.0 r	0.0 r	0.0 r	....	....	....	....	....	....
Cameroon	622	....	....	....	....	....	....	0.0	0.0 r	0.0 r	0.0 r	0.0 r	0.0 r
Comoros	632	0.0	0.0 r	0.0 r	0.0 r	0.0 r	0.0 r	0.0	0.0 r	0.0 r	0.0 r	0.0 r	0.0 r
Congo, Dem. Rep. of	636	0.1	0.0 r	0.0 r	0.0 r	0.0 r	0.0 r	0.3	0.1 r	0.1 r	0.1 r	0.1 r	0.1 r
Congo, Republic of	634	....	....	....	....	....	....	349.1	98.8 r	84.4 r	92.3 r	73.1 r	75.5 r

# Trinidad and Tobago (369)

In Millions of U.S. Dollars

		Exports (FOB)						Imports (CIF)					
		2015	2015Q3	2015Q4	2016Q1	2016Q2	2016Q3	2015	2015Q3	2015Q4	2016Q1	2016Q2	2016Q3
Côte d'Ivoire	662	....	....	....	....	....	....	0.1	0.0 r	0.0 r	0.0 r	0.0 r	0.0 r
Equatorial Guinea	642	0.0	0.0 r	0.0 r	0.0 r	0.0 r	0.0 r	....	....	....	....	....	....
Ethiopia	644	0.0	0.0 r	0.0 r	0.0 r	0.0 r	0.0 r	0.0	0.0 r	0.0 r	0.0 r	0.0 r	0.0 r
Gabon	646	65.1	15.7 r	12.8 r	12.6 r	10.6 r	10.4 r	1,950.0	552.1 r	471.6 r	515.6 r	408.3 r	421.6 r
Gambia, The	648	....	....	....	....	....	....	0.6	0.2 r	0.1 r	0.2 r	0.1 r	0.1 r
Ghana	652	0.0	0.0 r	0.0 r	0.0 r	0.0 r	0.0 r	0.2	0.0 r	0.0 r	0.0 r	0.0 r	0.0 r
Guinea	656	....	....	....	....	....	....	0.0	0.0 r	0.0 r	0.0 r	0.0 r	0.0 r
Kenya	664	....	....	....	....	....	....	0.0	0.0 r	0.0 r	0.0 r	0.0 r	0.0 r
Lesotho	666	....	....	....	....	....	....	0.0	0.0 r	0.0 r	0.0 r	0.0 r	0.0 r
Liberia	668	62.5	15.1 r	12.3 r	12.1 r	10.2 r	10.0 r	0.0	0.0 r	0.0 r	0.0 r	0.0 r	0.0 r
Madagascar	674	....	....	....	....	....	....	0.2	0.0 r	0.0 r	0.0 r	0.0 r	0.0 r
Malawi	676	0.0 e	0.0 e	0.0 e	0.0 e	0.0 e	0.0 e	0.3	0.1 r	0.1 r	0.1 r	0.1 r	0.1 r
Mali	678	....	....	....	....	....	....	0.0	0.0 r	0.0 r	0.0 r	0.0 r	0.0 r
Mauritius	684	0.0	0.0 r	0.0 r	0.0 r	0.0 r	0.0 r	0.0	0.0 r	0.0 r	0.0 r	0.0 r	0.0 r
Mozambique	688	....	....	....	....	....	....	0.0	0.0 r	0.0 r	0.0 r	0.0 r	0.0 r
Namibia	728	0.0	0.0 r	0.0 r	0.0 r	0.0 r	0.0 r	....	....	....	....	....	....
Nigeria	694	0.5	0.1 r	0.1 r	0.1 r	0.1 r	0.1 r	43.5	12.3 r	10.5 r	11.5 r	9.1 r	9.4 r
São Tomé & Príncipe	716	0.0	0.0 r	0.0 r	0.0 r	0.0 r	0.0 r	....	....	....	....	....	....
Senegal	722	24.0	5.9 r	7.2 r	9.1 r	8.4 r	8.4 r	....	....	....	....	....	....
Seychelles	718	....	....	....	....	....	....	0.0	0.0 r	0.0 r	0.0 r	0.0 r	0.0 r
Sierra Leone	724	0.0	0.0 r	0.0 r	0.0 r	0.0 r	0.0 r	0.0	0.0 r	0.0 r	0.0 r	0.0 r	0.0 r
South Africa	199	0.9	0.0 r	0.4 r	3.5 r	22.1 r	16.4 r	6.1	1.4 r	2.7 r	6.1 r	4.2 r	3.3 r
Swaziland	734	18.3	4.4 r	3.6 r	3.6 r	3.0 r	2.9 r	0.0	0.0 r	0.0 r	0.0 r	0.0 r	0.0 r
Tanzania	738	....	....	....	....	....	....	0.7	0.2 r	0.2 r	0.2 r	0.1 r	0.1 r
Uganda	746	0.0	0.0 r	0.0 r	0.0 r	0.0 r	0.0 r	0.0	0.0 r	0.0 r	0.0 r	0.0 r	0.0 r
Zambia	754	0.0	0.0 r	0.0 r	0.0 r	0.0 r	0.0 r	....	....	....	....	....	0.0 r
Zimbabwe	698	4.6	1.1 r	0.9 r	0.9 r	0.7 r	0.7 r	0.3	0.1 r	0.1 r	0.1 r	0.1 r	0.1 r
Africa n.s.	799	....	....	....	....	....	....	0.0	0.0 r	0.0 r	0.0 r	0.0 r	0.0 r
<b>Western Hemisphere</b>	<b>205</b>	<b>3,060.0</b>	<b>737.7</b>	<b>589.1</b>	<b>502.7</b>	<b>406.2</b>	<b>439.8</b>	<b>1,995.5</b>	<b>526.5</b>	<b>431.8</b>	<b>420.5</b>	<b>400.3</b>	<b>421.1</b>
Anguilla	312	4.3	1.0 r	0.8 r	0.8 r	0.7 r	0.7 r	....	....	....	....	....	....
Antigua and Barbuda	311	58.7	14.2 r	11.5 r	11.4 r	9.6 r	9.4 r	0.2	0.0 r	0.0 r	0.0 r	0.0 r	0.0 r
Argentina	213	86.1	21.5 r	21.5 r	21.5 r	21.5 r	21.5 r	29.0	7.3 r	7.3 r	7.3 r	7.3 r	7.3 r
Aruba	314	6.3	1.3 r	2.3 r	2.2 r	1.9 r	1.8 r	0.0	0.0 r	0.0 r	0.0 r	0.0 r	0.0 r
Bahamas, The	313	4.7	1.1 r	0.9 r	0.9 r	0.8 r	0.7 r	37.4	10.6 r	9.0 r	9.9 r	7.8 r	8.1 r
Barbados	316	152.6	36.9 r	29.9 r	29.6 r	24.8 r	24.3 r	88.7	25.1 r	21.5 r	23.5 r	18.6 r	19.2 r
Belize	339	3.7	0.9 r	0.7 r	0.7 r	0.6 r	0.6 r	18.1	5.1 r	4.4 r	4.8 r	3.8 r	3.9 r
Bermuda	319	12.0	2.9 r	2.4 r	2.4 r	2.0 r	1.9 r	0.0	0.0 r	0.0 r	0.0 r	0.0 r	0.0 r
Bolivia	218	0.0	0.0 r	0.0 r	0.0 r	0.1 r	0.1 r	0.1	0.0 r	0.1 r	0.0 r	0.0 r	0.0 r
Brazil	223	477.3	64.8 r	78.8 r	34.8 r	37.3 r	33.7 r	313.4	82.8 r	58.0 r	38.4 r	49.6 r	56.5 r
Chile	228	416.5	87.5 r	64.1 r	69.4 r	68.5 r	69.7 r	19.3	5.9 r	6.5 r	3.1 r	7.0 r	4.6 r
Colombia	233	47.2	15.1 r	6.7 r	8.8 r	7.3 r	7.2 r	774.3	186.5 r	154.6 r	156.1 r	153.9 r	154.2 r
Costa Rica	238	36.3	8.8 r	7.1 r	7.0 r	5.8 r	5.7 r	61.9	17.5 r	14.9 r	16.3 r	12.9 r	13.3 r
Dominica	321	12.6	3.1 r	2.5 r	2.5 r	2.1 r	2.0 r	11.0	3.1 r	2.7 r	2.9 r	2.3 r	2.4 r
Dominican Republic	243	98.1	23.8 r	19.3 r	19.1 r	16.0 r	15.8 r	29.2	8.3 r	7.0 r	7.7 r	6.1 r	6.3 r
Ecuador	248	1.2	0.4 r	0.2 r	0.3 r	0.2 r	0.2 r	9.6	2.7 r	2.2 r	1.6 r	1.3 r	1.3 r
El Salvador	253	0.1	0.0 r	0.0 r	0.0 r	0.0 r	0.0 r	2.7	0.8 r	0.6 r	0.8 r	0.9 r	0.5 r
Grenada	328	27.7	6.7 r	5.5 r	5.4 r	4.5 r	4.4 r	1.0	0.3 r	0.2 r	0.3 r	0.2 r	0.2 r
Guatemala	258	16.2	3.9 r	3.2 r	3.1 r	2.6 r	2.6 r	34.4	9.7 r	8.3 r	9.0 r	7.1 r	7.4 r
Guyana	336	147.4	35.6 r	28.8 r	28.5 r	23.9 r	23.4 r	57.9	16.4 r	14.0 r	15.3 r	12.1 r	12.5 r
Haiti	263	6.5	1.6 r	1.3 r	1.3 r	1.1 r	1.0 r	0.3	0.1 r	0.1 r	0.1 r	0.1 r	0.1 r
Honduras	268	1.7	0.4 r	0.3 r	0.2 r	0.2 r	0.2 r	5.5	0.6 r	1.4 r	1.0 r	0.8 r	0.8 r
Jamaica	343	310.9	75.1 r	60.9 r	60.2 r	50.5 r	49.6 r	31.4	8.9 r	7.6 r	8.3 r	6.6 r	6.8 r
Mexico	273	395.0	127.7 r	51.6 r	98.8 r	59.7 r	99.4 r	153.9	45.2 r	34.6 r	29.7 r	35.2 r	46.6 r
Montserrat	351	0.6	0.1 r	0.1 r	0.1 r	0.1 r	0.1 r	0.1	0.0 r	0.0 r	0.0 r	0.0 r	0.0 r
Netherlands Antilles	353	48.0	11.6 r	9.4 r	9.3 r	7.8 r	7.7 r	18.3	5.2 r	4.4 r	4.8 r	3.8 r	4.0 r
Nicaragua	278	1.7	0.4 r	0.3 r	0.3 r	0.3 r	0.3 r	4.1	1.2 r	1.0 r	1.1 r	0.9 r	0.9 r
Panama	283	453.1	131.2 r	135.4 r	41.0 r	20.4 r	20.0 r	8.8	2.2 r	1.5 r	2.0 r	1.3 r	1.4 r
Paraguay	288	....	....	....	....	....	....	1.3	0.4 r	0.3 r	0.4 r	0.3 r	0.3 r
Peru	293	8.3	2.0 r	1.6 r	1.6 r	1.4 r	1.3 r	36.5	10.3 r	8.8 r	9.7 r	7.7 r	7.9 r
St. Kitts and Nevis	361	11.2	2.7 r	2.2 r	2.2 r	1.8 r	1.8 r	1.4	0.4 r	0.3 r	0.4 r	0.3 r	0.3 r



# Trinidad and Tobago (369)

In Millions of U.S. Dollars

		Exports (FOB)						Imports (CIF)					
		2015	2015Q3	2015Q4	2016Q1	2016Q2	2016Q3	2015	2015Q3	2015Q4	2016Q1	2016Q2	2016Q3
St. Lucia	362	41.1	9.9 r	8.1 r	8.0 r	6.7 r	6.6 r	16.7	4.7 r	4.0 r	4.4 r	3.5 r	3.6 r
St. Vincent & Grens.	364	24.3	5.9 r	4.8 r	4.7 r	3.9 r	3.9 r	10.0	2.8 r	2.4 r	2.6 r	2.1 r	2.2 r
Suriname	366	120.7	29.2 r	23.6 r	23.3 r	19.6 r	19.2 r	10.3	2.9 r	2.5 r	2.7 r	2.1 r	2.2 r
Uruguay	298	10.9	6.4 r	....	....	....	....	13.6	4.1 r	3.8 r	4.2 r	3.3 r	3.4 r
Venezuela, Rep. Bol.	299	9.3	2.2 r	1.8 r	1.8 r	1.5 r	1.4 r	194.7	55.3 r	47.4 r	52.1 r	41.3 r	42.8 r
Western Hem. n.s.	399	7.7	1.9 r	1.5 r	1.5 r	1.3 r	1.2 r	0.6	0.2 r	0.1 r	0.2 r	0.1 r	0.1 r
<b>Other Countries n.i.e</b>	<b>910</b>	<b>16.9</b>	<b>4.1</b>	<b>3.3</b>	<b>3.3</b>	<b>2.8</b>	<b>2.7</b>	<b>7.7</b>	<b>2.2</b>	<b>1.9</b>	<b>2.0</b>	<b>1.6</b>	<b>1.7</b>
Cuba	928	9.5	2.3 r	1.9 r	1.8 r	1.5 r	1.5 r	0.4	0.1 r	0.1 r	0.1 r	0.1 r	0.1 r
Korea, Dem. People's Rep.	954	7.5	1.8 r	1.5 r	1.4 r	1.2 r	1.2 r	7.3	2.1 r	1.8 r	1.9 r	1.5 r	1.6 r
<b>Special Categories</b>	<b>899</b>	<b>49.2</b>	<b>11.9 r</b>	<b>9.6 r</b>	<b>9.5 r</b>	<b>8.0 r</b>	<b>7.9 r</b>	....	....	....	....	....	....
<b>Countries &amp; Areas n.s.</b>	<b>898</b>	<b>0.7</b>	<b>0.2 r</b>	<b>0.1 r</b>	<b>0.1 r</b>	<b>0.1 r</b>	<b>0.1 r</b>	<b>0.5</b>	<b>0.1 r</b>	<b>0.1 r</b>	<b>0.1 r</b>	<b>0.1 r</b>	<b>0.1 r</b>
<b>Memorandum Items</b>													
Africa	605	198.3	45.0	50.1	44.3	57.4	51.3	2,352.6	666.0	570.0	626.3	495.3	510.4
Middle East	405	39.9	34.2	1.5	1.5	1.3	1.3	12.8	3.8	3.1	3.3	2.7	2.8
European Union	998	911.6	212.3	205.1	140.6	136.0	133.4	745.1	204.2	206.5	181.0	161.5	195.9
Export earnings: fuel	080	130.7	35.6	23.0	24.9	21.0	20.6	3,793.7	1,064.8	887.8	970.3	945.3	1,011.7
Export earnings: nonfuel	092	8,429.2	2,083.8	1,699.2	1,594.7	1,307.5	1,367.2	6,350.1	1,760.1	1,473.3	1,581.5	1,274.1	1,343.2

# Tunisia (744)

In Millions of U.S. Dollars

		Exports (FOB)						Imports (CIF)					
		2015	2015Q3	2015Q4	2016Q1	2016Q2	2016Q3	2015	2015Q3	2015Q4	2016Q1	2016Q2	2016Q3
IFS World		14,073.4	3,007.0	3,618.8	3,455.0	3,490.2	2,944.3	20,220.9	4,589.4	5,002.4	4,662.7	5,223.2	4,526.3
World	001	13,442.2	2,881.5	3,457.6	3,303.7	3,336.3	2,825.8	20,365.2	4,640.0	5,045.9	4,691.8	5,213.6	4,534.1
Advanced Economies	110	10,749.7	2,300.2	2,769.9	2,644.2	2,670.3	2,253.9	12,368.4	2,828.9	3,089.2	2,868.8	3,201.8	2,766.0
Euro Area	163	9,620.2	2,059.2	2,474.7	2,354.7	2,371.2	1,996.2	10,239.4	2,343.5	2,560.3	2,378.0	2,654.1	2,293.0
Austria	122	72.7	15.8 r	18.9 r	17.7 r	17.5 r	14.4 r	84.3	18.2 r	19.6 r	18.8 r	21.7 r	19.2 r
Belgium	124	252.1	53.9 r	65.2 r	62.8 r	63.8 r	54.2 r	255.9	57.3 r	63.0 r	60.1 r	68.5 r	60.4 r
Cyprus	423	1.0	0.2 r	0.3 r	0.2 r	0.2 r	0.2 r	1.4	0.3 r	0.4 r	0.3 r	0.3 r	0.3 r
Estonia	939	2.9	0.7 r	0.7 r	0.7 r	0.7 r	0.7 r	5.2	1.2 r	1.3 r	1.2 r	1.2 r	1.2 r
Finland	172	2.6	0.5 r	0.7 r	0.6 r	0.6 r	0.5 r	64.9	14.6 r	16.0 r	15.0 r	17.0 r	14.9 r
France	132	4,126.9	883.6 r	1,059.5 r	1,004.2 r	1,007.9 r	845.4 r	3,598.2	830.7 r	910.6 r	843.9 r	939.7 r	809.8 r
Germany	134	1,476.9	315.6 r	377.6 r	357.3 r	358.1 r	300.0 r	1,479.3	338.2 r	368.9 r	342.3 r	381.9 r	329.6 r
Greece	174	20.8	4.5 r	5.4 r	5.0 r	4.9 r	4.0 r	130.9	27.1 r	28.5 r	27.3 r	31.4 r	27.9 r
Ireland	178	4.5	0.9 r	1.1 r	1.1 r	1.2 r	1.0 r	51.1	11.8 r	12.9 r	11.8 r	13.1 r	11.2 r
Italy	136	2,596.6	551.2 r	662.1 r	634.0 r	642.4 r	543.4 r	3,014.0	685.7 r	747.1 r	694.4 r	775.9 r	670.9 r
Latvia	941	0.4	0.1 r	0.1 r	0.1 r	0.1 r	0.1 r	10.8	2.4 r	2.7 r	2.5 r	2.5 r	2.5 r
Lithuania	946	2.3	0.6 r	0.6 r	0.6 r	0.6 r	0.6 r	2.3	0.4 r	0.4 r	0.4 r	0.5 r	0.5 r
Luxembourg	137	0.2	0.0 r	0.1 r	0.1 r	0.1 r	0.0 r	7.9	1.9 r	2.0 r	1.8 r	2.0 r	1.7 r
Malta	181	22.1	4.7 r	5.5 r	5.0 r	4.9 r	4.0 r	234.2	55.9 r	60.9 r	54.4 r	58.6 r	48.9 r
Netherlands	138	239.2	47.6 r	59.0 r	62.1 r	68.1 r	61.4 r	221.2	50.7 r	55.3 r	51.1 r	56.8 r	48.9 r
Portugal	182	71.6	16.1 r	19.5 r	18.0 r	17.5 r	14.4 r	158.7	36.2 r	39.5 r	36.8 r	41.2 r	35.6 r
Slovak Republic	936	26.3	5.6 r	6.8 r	6.5 r	6.5 r	6.5 r	54.8	12.8 r	14.1 r	13.0 r	14.4 r	12.4 r
Slovenia	961	1.4	0.3 r	0.4 r	0.3 r	0.3 r	0.3 r	16.6	3.7 r	3.9 r	3.7 r	4.1 r	3.6 r
Spain	184	699.8	157.2 r	191.5 r	178.4 r	175.7 r	144.9 r	847.7	194.3 r	213.2 r	199.1 r	223.1 r	193.5 r
Australia	193	7.6	1.6 r	2.0 r	1.9 r	1.9 r	1.9 r	7.1	1.7 r	1.8 r	1.6 r	1.8 r	1.5 r
Canada	156	24.8	5.5 r	6.6 r	6.1 r	5.9 r	4.8 r	162.1	38.3 r	41.2 r	36.4 r	38.8 r	32.1 r
China,P.R.: Hong Kong	532	22.4	4.7 r	5.7 r	5.5 r	5.5 r	4.7 r	24.2	5.4 r	5.9 r	5.5 r	6.1 r	5.3 r
China,P.R.: Macao	546	0.0	0.0 r	0.0 r	0.0 r	0.0 r	0.0 r	0.1	0.0 r	0.0 r	0.0 r	0.0 r	0.0 r
Czech Republic	935	62.5	13.0 r	15.2 r	14.3 r	14.3 r	12.0 r	72.6	16.8 r	18.2 r	16.6 r	18.2 r	15.5 r
Denmark	128	19.5	4.3 r	5.2 r	4.7 r	4.6 r	3.7 r	47.3	10.9 r	11.9 r	10.9 r	12.0 r	10.3 r
Iceland	176	1.0	0.3 r	0.3 r	0.3 r	0.3 r	0.3 r	1.0	0.2 r	0.2 r	0.2 r	0.2 r	0.2 r
Israel	436	....	....	....	....	....	....	0.1	0.0 r	0.0 r	0.0 r	0.0 r	0.0 r
Japan	158	26.5	5.6 r	7.0 r	7.3 r	7.8 r	7.0 r	228.5	52.3 r	57.2 r	53.3 r	59.7 r	51.7 r
Korea, Republic of	542	4.8	1.0 r	1.2 r	1.2 r	1.2 r	1.1 r	188.8	40.8 r	43.7 r	41.4 r	47.1 r	41.4 r
New Zealand	196	0.5	0.1 r	0.1 r	0.1 r	0.1 r	0.1 r	6.6	1.5 r	1.6 r	1.5 r	1.7 r	1.5 r
Norway	142	5.9	1.3 r	1.6 r	1.5 r	1.5 r	1.2 r	5.7	1.3 r	1.4 r	1.3 r	1.5 r	1.3 r
Singapore	576	18.9	4.5 r	5.4 r	4.7 r	4.3 r	3.3 r	24.6	5.6 r	6.0 r	5.5 r	6.0 r	5.1 r
Sweden	144	15.3	2.9 r	3.5 r	3.7 r	4.1 r	3.7 r	110.7	24.6 r	26.6 r	25.1 r	28.4 r	24.8 r
Switzerland	146	126.6	26.3 r	36.0 r	41.4 r	47.9 r	44.9 r	199.5	44.8 r	48.5 r	45.1 r	50.5 r	43.8 r
Taiwan Prov.of China	528	0.9	0.2 r	0.2 r	0.2 r	0.2 r	0.2 r	142.7	32.7 r	36.1 r	34.0 r	38.3 r	33.5 r
United Kingdom	112	438.6	88.4 r	105.6 r	104.9 r	110.1 r	95.9 r	289.3	66.5 r	72.7 r	67.4 r	75.0 r	64.7 r
United States	111	353.6	81.2 r	99.5 r	91.8 r	89.4 r	72.9 r	618.0	142.0 r	155.7 r	145.0 r	162.2 r	140.4 r
Vatican	187	....	....	....	....	....	....	0.0	0.0 r	0.0 r	0.0 r	0.0 r	0.0 r
Emerg. & Dev. Economies	200	2,690.3	580.7	687.2	659.0	665.4	571.4	7,575.7	1,715.6	1,852.5	1,725.7	1,909.2	1,672.0
Emerg. & Dev. Asia	505	278.6	57.0	67.1	64.9	66.4	56.8	2,475.2	570.8	615.8	566.9	621.9	536.4
American Samoa	859	....	....	....	....	....	....	0.0	0.0 r	0.0 r	0.0 r	0.0 r	0.0 r
Bangladesh	513	111.7	22.6 r	26.7 r	26.2 r	27.2 r	23.5 r	9.9	2.2 r	2.4 r	2.2 r	2.5 r	2.1 r
Brunei Darussalam	516	0.0	0.0 r	0.0 r	0.0 r	0.0 r	0.0 r	0.4	0.1 r	0.1 r	0.1 r	0.1 r	0.1 r
Cambodia	522	....	....	....	....	....	....	1.4	0.3 r	0.3 r	0.3 r	0.3 r	0.3 r
China,P.R.: Mainland	924	28.3	6.0 r	7.3 r	6.9 r	7.0 r	5.9 r	1,692.1	389.7 r	421.9 r	384.3 r	422.0 r	358.9 r
F.T. French Polynesia	887	0.2	0.1 r	0.1 r	0.1 r	0.1 r	0.1 r	0.0	0.0 r	0.0 r	0.0 r	0.0 r	0.0 r
F.T. New Caledonia	839	0.1	0.0 r	0.0 r	0.0 r	0.0 r	0.0 r	0.0	0.0 r	0.0 r	0.0 r	0.0 r	0.0 r
India	534	102.7	20.6 r	23.9 r	22.9 r	23.4 r	19.9 r	244.3	55.8 r	61.0 r	56.9 r	63.8 r	55.3 r
Indonesia	536	13.7	3.0 r	3.6 r	3.4 r	3.4 r	2.9 r	65.8	14.5 r	15.8 r	15.1 r	17.4 r	15.4 r
Lao People's Dem.Rep	544	....	....	....	....	....	....	0.0	0.0 r	0.0 r	0.0 r	0.0 r	0.0 r
Malaysia	548	17.4	3.7 r	4.4 r	4.2 r	4.2 r	3.5 r	60.8	13.9 r	15.2 r	14.3 r	16.0 r	13.9 r
Maldives	556	0.2	0.0 r	0.0 r	0.0 r	0.0 r	0.0 r	0.1	0.0 r	0.0 r	0.0 r	0.0 r	0.0 r
Marshall Islands	867	0.0	0.0 r	0.0 r	0.0 r	0.0 r	0.0 r	....	....	....	....	....	....
Mongolia	948	....	....	....	....	....	....	0.0	0.0 r	0.0 r	0.0 r	0.0 r	0.0 r
Myanmar	518	....	....	....	....	....	....	0.1	0.0 r	0.0 r	0.0 r	0.0 r	0.0 r
Nauru	836	....	....	....	....	....	....	0.0	0.0 r	0.0 r	0.0 r	0.0 r	0.0 r

# Tunisia (744)

In Millions of U.S. Dollars

		Exports (FOB)						Imports (CIF)					
		2015	2015Q3	2015Q4	2016Q1	2016Q2	2016Q3	2015	2015Q3	2015Q4	2016Q1	2016Q2	2016Q3
Nepal	558	....	....	....	....	....	....	0.0	0.0 r	0.0 r	0.0 r	0.0 r	0.0 r
Philippines	566	0.1	0.0 r	0.0 r	0.0 r	0.0 r	0.0 r	13.2	3.1 r	3.3 r	3.1 r	3.4 r	2.9 r
Sri Lanka	524	0.2	0.0 r	0.0 r	0.0 r	0.0 r	0.0 r	0.9	0.2 r	0.2 r	0.2 r	0.2 r	0.2 r
Thailand	578	2.1	0.4 r	0.5 r	0.5 r	0.5 r	0.5 r	152.5	34.6 r	37.7 r	35.2 r	39.4 r	34.1 r
Vanuatu	846	0.0	0.0 r	0.0 r	0.0 r	0.0 r	0.0 r	....	....	....	....	....	....
Vietnam	582	1.7	0.4 r	0.4 r	0.4 r	0.4 r	0.4 r	95.2	21.8 r	23.1 r	20.5 r	22.1 r	18.4 r
Asia n.s.	598	0.1	0.0 r	0.0 r	0.0 r	0.0 r	0.0 r	138.5	34.6 r	34.6 r	34.6 r	34.6 r	34.6 r
<b>Europe</b>	170	<b>476.6</b>	<b>105.1</b>	<b>120.0</b>	<b>116.2</b>	<b>117.3</b>	<b>104.0</b>	<b>2,856.3</b>	<b>649.1</b>	<b>701.3</b>	<b>646.5</b>	<b>707.3</b>	<b>618.2</b>
<b>Emerg. &amp; Dev. Europe</b>	903	<b>463.0</b>	<b>102.4</b>	<b>116.7</b>	<b>112.9</b>	<b>113.6</b>	<b>100.6</b>	<b>1,334.4</b>	<b>308.5</b>	<b>335.5</b>	<b>309.0</b>	<b>341.0</b>	<b>293.1</b>
Albania	914	11.6	2.5 r	3.0 r	2.8 r	2.9 r	2.4 r	0.7	0.2 r	0.2 r	0.2 r	0.2 r	0.2 r
Bosnia and Herzegovina	963	0.9	0.2 r	0.2 r	0.2 r	0.2 r	0.2 r	0.3	0.1 r	0.1 r	0.1 r	0.1 r	0.1 r
Bulgaria	918	12.8	2.5 r	2.9 r	2.8 r	2.9 r	2.5 r	123.1	29.9 r	34.1 r	32.1 r	36.1 r	31.4 r
Croatia	960	1.7	0.4 r	0.4 r	0.4 r	0.4 r	0.3 r	5.7	1.3 r	1.4 r	1.3 r	1.5 r	1.3 r
Gibraltar	823	0.1	0.0 r	0.0 r	0.0 r	0.0 r	0.0 r	0.0	0.0 r	0.0 r	0.0 r	0.0 r	0.0 r
Hungary	944	48.9	10.3 r	12.2 r	11.3 r	11.2 r	9.3 r	114.8	26.8 r	29.0 r	26.1 r	28.3 r	23.8 r
Macedonia, FYR	962	3.0	0.8 r	0.8 r	0.8 r	0.8 r	0.8 r	7.1	1.8 r	1.8 r	1.8 r	1.8 r	1.8 r
Montenegro	943	1.0 e	0.2 e	0.2 e	0.4 e	0.2 e	0.4 e	0.0 e	....	....	....	....	....
Poland	964	168.9	35.8 r	41.8 r	38.4 r	37.6 r	30.8 r	116.8	27.1 r	29.5 r	26.8 r	29.3 r	24.9 r
Romania	968	108.4	27.4 r	27.7 r	27.9 r	28.0 r	28.2 r	155.5	36.7 r	39.8 r	35.6 r	38.4 r	32.2 r
Serbia, Republic of	942	0.4	0.1 r	0.1 r	0.1 r	0.1 r	0.1 r	22.9	5.3 r	5.3 r	5.5 r	5.8 r	6.0 r
Turkey	186	105.4	22.2 r	27.5 r	27.7 r	29.3 r	25.6 r	787.6	179.3 r	194.5 r	179.6 r	199.5 r	171.6 r
<b>CIS</b>	901	<b>13.6</b>	<b>2.8</b>	<b>3.3</b>	<b>3.3</b>	<b>3.7</b>	<b>3.4</b>	<b>1,522.0</b>	<b>340.7</b>	<b>365.8</b>	<b>337.6</b>	<b>366.4</b>	<b>325.1</b>
Armenia	911	0.1	0.0 r	0.0 r	0.0 r	0.0 r	0.0 r	0.0	0.0 r	0.0 r	0.0 r	0.0 r	0.0 r
Azerbaijan, Rep. of	912	0.9	0.2 r	0.2 r	0.2 r	0.2 r	0.2 r	305.8	69.4 r	75.6 r	70.8 r	70.8 r	70.8 r
Belarus	913	0.0	0.0 r	0.0 r	0.0 r	0.0 r	0.0 r	14.9	3.4 r	3.7 r	3.5 r	3.5 r	3.5 r
Georgia	915	0.1	0.0 r	0.0 r	0.0 r	0.0 r	0.0 r	0.2	0.1 r	0.1 r	0.1 r	0.1 r	0.1 r
Kazakhstan	916	0.4	0.1 r	0.1 r	0.1 r	0.1 r	0.1 r	12.5	3.0 r	3.3 r	3.0 r	3.3 r	2.9 r
Kyrgyz Republic	917	....	....	....	....	....	....	1.0	0.2 r	0.2 r	0.2 r	0.2 r	0.2 r
Moldova	921	0.0	0.0 r	0.0 r	0.0 r	0.0 r	0.0 r	0.1	0.0 r	0.0 r	0.0 r	0.0 r	0.0 r
Russian Federation	922	11.2	2.2 r	2.7 r	2.8 r	3.1 r	2.8 r	815.4	180.4 r	192.4 r	177.4 r	197.3 r	169.9 r
Tajikistan	923	....	....	....	....	....	....	0.0	0.0 r	0.0 r	0.0 r	0.0 r	0.0 r
Turkmenistan	925	0.3	0.1 r	0.1 r	....	....	....	....	....	....	....	....	....
Ukraine	926	0.7	0.2 r	0.2 r	0.2 r	0.2 r	0.2 r	371.8	84.1 r	90.4 r	82.6 r	91.1 r	77.7 r
Uzbekistan	927	....	....	....	....	....	....	0.2	0.0 r	0.1 r	0.1 r	0.1 r	0.0 r
Europe n.s.	884	....	....	....	....	....	....	0.0	0.0 r	0.0 r	0.0 r	0.0 r	0.0 r
<b>Mid East, N Africa, Pak</b>	440	<b>1,550.2</b>	<b>332.7</b>	<b>399.7</b>	<b>380.8</b>	<b>383.6</b>	<b>324.0</b>	<b>1,606.1</b>	<b>347.8</b>	<b>375.7</b>	<b>359.9</b>	<b>413.2</b>	<b>366.3</b>
Afghanistan, I.R. of	512	....	....	....	....	....	....	0.0	0.0 r	0.0 r	0.0 r	0.0 r	0.0 r
Algeria	612	558.2	119.4 r	142.0 r	133.1 r	132.2 r	110.0 r	801.3	164.3 r	176.3 r	175.3 r	207.8 r	189.2 r
Bahrain, Kingdom of	419	0.9	0.2 r	0.2 r	0.2 r	0.2 r	0.2 r	5.6	1.2 r	1.3 r	1.3 r	1.5 r	1.4 r
Djibouti	611	0.3	0.1 r	0.1 r	0.1 r	0.1 r	0.1 r	0.0	0.0 r	0.0 r	0.0 r	0.0 r	0.0 r
Egypt	469	71.8	15.1 r	18.0 r	17.0 r	17.0 r	14.3 r	155.2	34.7 r	38.2 r	36.4 r	41.5 r	36.6 r
Iran, I.R. of	429	1.3	0.3 r	0.3 r	0.3 r	0.3 r	0.3 r	4.8	1.1 r	1.2 r	1.1 r	1.2 r	1.1 r
Iraq	433	6.6	1.4 r	1.7 r	1.6 r	1.6 r	1.6 r	0.0	0.0 r	0.0 r	0.0 r	0.0 r	0.0 r
Jordan	439	9.1	2.0 r	2.5 r	2.4 r	2.4 r	2.0 r	24.3	5.6 r	6.1 r	5.5 r	6.0 r	5.1 r
Kuwait	443	7.1	1.5 r	1.8 r	1.7 r	1.7 r	1.7 r	20.7	4.8 r	5.2 r	4.8 r	5.3 r	4.5 r
Lebanon	446	29.8	6.7 r	8.0 r	7.1 r	6.7 r	5.4 r	17.4	4.2 r	4.5 r	4.0 r	4.3 r	3.5 r
Libya	672	540.0	116.1 r	141.9 r	137.9 r	141.3 r	120.6 r	19.5	4.4 r	4.8 r	4.5 r	5.0 r	4.4 r
Mauritania	682	21.9	4.6 r	5.6 r	5.4 r	5.6 r	4.8 r	2.2	0.5 r	0.6 r	0.5 r	0.5 r	0.4 r
Morocco	686	180.1	39.4 r	47.5 r	44.5 r	44.2 r	36.7 r	126.7	29.5 r	31.9 r	28.6 r	31.1 r	26.1 r
Oman	449	4.9	1.0 r	1.3 r	1.2 r	1.2 r	1.2 r	8.6	1.8 r	1.8 r	1.7 r	2.0 r	1.7 r
Pakistan	564	7.4	1.9 r	1.9 r	1.9 r	1.9 r	1.9 r	26.2	5.8 r	6.3 r	6.0 r	6.8 r	6.0 r
Qatar	453	10.2	2.4 r	2.9 r	2.6 r	2.4 r	1.9 r	16.9	4.0 r	4.5 r	4.0 r	4.4 r	3.7 r
Saudi Arabia	456	22.9	4.7 r	5.6 r	5.6 r	5.9 r	5.2 r	237.0	54.6 r	59.5 r	54.9 r	60.8 r	52.2 r
Somalia	726	0.1	0.0 r	0.0 r	0.0 r	0.0 r	0.0 r	1.8	0.5 r	0.5 r	0.5 r	0.5 r	0.5 r
Sudan	732	5.3	1.3 r	1.3 r	1.3 r	1.3 r	1.3 r	16.8	3.8 r	4.2 r	3.9 r	4.3 r	3.7 r
Syrian Arab Republic	463	6.3	1.2 r	1.4 r	1.5 r	1.6 r	1.5 r	1.3	0.3 r	0.4 r	0.3 r	0.4 r	0.3 r
United Arab Emirates	466	64.2	12.9 r	15.2 r	14.7 r	15.2 r	13.0 r	119.5	26.7 r	28.7 r	26.7 r	29.9 r	25.9 r
Yemen, Republic of	474	2.0	0.4 r	0.5 r	0.6 r	0.6 r	0.5 r	0.0	0.0 r	0.0 r	0.0 r	0.0 r	0.0 r
<b>Sub-Saharan Africa</b>	603	<b>334.4</b>	<b>74.3</b>	<b>85.7</b>	<b>82.3</b>	<b>82.6</b>	<b>72.2</b>	<b>92.5</b>	<b>21.6</b>	<b>22.4</b>	<b>21.5</b>	<b>22.3</b>	<b>21.2</b>
Angola	614	8.0	1.5 r	1.8 r	1.8 r	1.9 r	1.7 r	0.0	0.0 r	0.0 r	0.0 r	0.0 r	0.0 r

# Tunisia (744)

In Millions of U.S. Dollars

		Exports (FOB)						Imports (CIF)					
		2015	2015Q3	2015Q4	2016Q1	2016Q2	2016Q3	2015	2015Q3	2015Q4	2016Q1	2016Q2	2016Q3
Benin	638	11.2	2.2 r	2.6 r	2.5 r	2.6 r	2.2 r	1.0	0.2 r	0.2 r	0.2 r	0.2 r	0.2 r
Botswana	616	0.1	0.0 r	0.0 r	0.0 r	0.0 r	0.0 r	0.0	0.0 r	0.0 r	0.0 r	0.0 r	0.0 r
Burkina Faso	748	9.4	1.9 r	2.4 r	2.4 r	2.6 r	2.3 r	0.1	0.0 r	0.0 r	0.0 r	0.0 r	0.0 r
Burundi	618	0.3	0.1 r	0.1 r	0.1 r	0.1 r	0.1 r	....	....	....	....	....	....
Cabo Verde	624	0.2	0.0 r	0.0 r	0.0 r	0.0 r	0.0 r	0.0	0.0 r	0.0 r	0.0 r	0.0 r	0.0 r
Cameroon	622	22.8	5.3 r	6.5 r	6.1 r	6.0 r	4.9 r	8.1	2.0 r	2.2 r	1.9 r	1.9 r	1.5 r
Central African Rep.	626	0.4	0.1 r	0.1 r	0.1 r	0.1 r	0.1 r	....	....	....	....	....	....
Chad	628	5.3	1.1 r	1.3 r	1.2 r	1.2 r	1.0 r	....	....	....	....	....	....
Comoros	632	0.4	0.1 r	0.1 r	0.1 r	0.1 r	0.1 r	0.1	0.0 r	0.0 r	0.0 r	0.0 r	0.0 r
Congo, Dem. Rep. of	636	0.0	0.0 r	0.0 r	0.0 r	0.0 r	0.0 r	....	....	....	....	....	....
Congo, Republic of	634	15.9	3.5 r	4.2 r	3.9 r	3.9 r	3.2 r	1.4	0.4 r	0.4 r	0.4 r	0.4 r	0.4 r
Côte d'Ivoire	662	36.4	7.6 r	9.0 r	8.5 r	8.5 r	7.2 r	7.5	1.6 r	1.7 r	1.6 r	1.8 r	1.5 r
Equatorial Guinea	642	2.6	0.6 r	0.7 r	0.6 r	0.6 r	0.6 r	0.4	0.1 r	0.1 r	0.1 r	0.1 r	0.1 r
Eritrea	643	....	....	....	....	....	....	0.0	0.0 r	0.0 r	0.0 r	0.0 r	0.0 r
Ethiopia	644	56.7	14.2 r	14.2 r	14.2 r	14.2 r	14.2 r	2.5	0.7 r	0.7 r	0.6 r	0.6 r	0.5 r
Gabon	646	20.2	4.4 r	5.3 r	5.1 r	5.1 r	4.3 r	1.2	0.3 r	0.3 r	0.3 r	0.3 r	0.2 r
Gambia, The	648	2.1	0.5 r	0.6 r	0.5 r	0.5 r	0.4 r	0.0	0.0 r	0.0 r	0.0 r	0.0 r	0.0 r
Ghana	652	15.6	3.4 r	4.1 r	3.9 r	3.8 r	3.2 r	17.3	3.9 r	4.3 r	4.0 r	4.0 r	4.0 r
Guinea	656	11.4	2.6 r	3.1 r	2.8 r	2.6 r	2.1 r	0.1	0.0 r	0.0 r	0.0 r	0.0 r	0.0 r
Guinea-Bissau	654	0.1	0.0 r	0.0 r	0.0 r	0.0 r	0.0 r	0.0	0.0 r	0.0 r	0.0 r	0.0 r	0.0 r
Kenya	664	1.0	0.2 r	0.2 r	0.2 r	0.2 r	0.2 r	0.3	0.1 r	0.1 r	0.1 r	0.1 r	0.1 r
Liberia	668	1.3	0.3 r	0.3 r	0.3 r	0.3 r	0.3 r	0.0	0.0 r	0.0 r	0.0 r	0.0 r	0.0 r
Madagascar	674	2.4	0.5 r	0.6 r	0.6 r	0.6 r	0.5 r	0.2	0.0 r	0.1 r	0.1 r	0.1 r	0.1 r
Malawi	676	....	....	....	....	....	....	2.6	0.6 r	0.6 r	0.6 r	0.7 r	0.6 r
Mali	678	6.4	1.4 r	1.6 r	1.5 r	1.6 r	1.3 r	0.2	0.0 r	0.0 r	0.0 r	0.0 r	0.0 r
Mauritius	684	1.9	0.5 r	0.5 r	0.5 r	0.5 r	0.5 r	0.4	0.1 r	0.1 r	0.1 r	0.1 r	0.1 r
Mozambique	688	0.1	0.0 r	0.0 r	0.0 r	0.0 r	0.0 r	0.1	0.0 r	0.0 r	0.0 r	0.0 r	0.0 r
Namibia	728	0.2	0.1 r	0.1 r	0.1 r	0.1 r	0.1 r	1.1	0.3 r	0.3 r	0.3 r	0.3 r	0.3 r
Niger	692	10.3	2.2 r	2.7 r	2.6 r	2.7 r	2.3 r	0.2	0.1 r	0.1 r	0.1 r	0.1 r	0.1 r
Nigeria	694	16.4	3.3 r	3.9 r	3.9 r	4.2 r	3.7 r	29.5	7.4 r	7.4 r	7.4 r	7.4 r	7.4 r
Rwanda	714	0.9	0.2 r	0.2 r	0.2 r	0.2 r	0.2 r	0.0	0.0 r	0.0 r	0.0 r	0.0 r	0.0 r
São Tomé & Príncipe	716	0.0	0.0 r	0.0 r	0.0 r	0.0 r	0.0 r	0.0	0.0 r	0.0 r	0.0 r	0.0 r	0.0 r
Senegal	722	49.7	11.1 r	13.4 r	12.4 r	12.2 r	10.0 r	0.2	0.0 r	0.0 r	0.0 r	0.0 r	0.0 r
Seychelles	718	8.0	2.0 r	2.0 r	2.0 r	2.0 r	2.0 r	0.6	0.1 r	0.1 r	0.1 r	0.2 r	0.1 r
Sierra Leone	724	2.0	0.4 r	0.5 r	0.5 r	0.5 r	0.4 r	0.3	0.1 r	0.1 r	0.1 r	0.1 r	0.1 r
South Africa	199	8.9	1.9 r	2.3 r	2.2 r	2.2 r	1.8 r	13.0	2.5 r	2.5 r	2.5 r	3.0 r	2.8 r
Swaziland	734	0.1	0.0 r	0.0 r	0.0 r	0.0 r	0.0 r	0.1	0.0 r	0.0 r	0.0 r	0.0 r	0.0 r
Tanzania	738	0.4	0.1 r	0.1 r	0.1 r	0.1 r	0.1 r	1.4	0.3 r	0.3 r	0.3 r	0.3 r	0.3 r
Togo	742	5.0	1.0 r	1.2 r	1.2 r	1.3 r	1.1 r	0.3	0.1 r	0.1 r	0.1 r	0.1 r	0.1 r
Uganda	746	0.1	0.0 r	0.0 r	0.0 r	0.0 r	0.0 r	0.0	0.0 r	0.0 r	0.0 r	0.0 r	0.0 r
Zambia	754	0.0	0.0 r	0.0 r	0.0 r	0.0 r	0.0 r	0.2	0.0 r	0.0 r	0.0 r	0.0 r	0.0 r
Zimbabwe	698	....	....	....	....	....	....	2.3	0.6 r	0.6 r	0.6 r	0.6 r	0.6 r
<b>Western Hemisphere</b>	<b>205</b>	<b>50.5</b>	<b>11.6</b>	<b>14.7</b>	<b>14.9</b>	<b>15.6</b>	<b>14.3</b>	<b>545.6</b>	<b>126.2</b>	<b>137.3</b>	<b>130.8</b>	<b>144.5</b>	<b>129.9</b>
Antigua and Barbuda	311	0.0	0.0 r	0.0 r	0.0 r	0.0 r	0.0 r	0.3	0.1 r	0.1 r	0.1 r	0.1 r	0.1 r
Argentina	213	0.3	0.1 r	0.1 r	0.1 r	0.1 r	0.1 r	84.8	16.9 r	19.2 r	21.0 r	26.4 r	25.2 r
Bahamas, The	313	0.9	0.2 r	0.2 r	0.2 r	0.2 r	0.2 r	0.0	0.0 r	0.0 r	0.0 r	0.0 r	0.0 r
Barbados	316	....	....	....	....	....	....	0.0	0.0 r	0.0 r	0.0 r	0.0 r	0.0 r
Belize	339	....	....	....	....	....	....	0.1	0.0 r	0.0 r	0.0 r	0.0 r	0.0 r
Bermuda	319	....	....	....	....	....	....	0.0	0.0 r	0.0 r	0.0 r	0.0 r	0.0 r
Bolivia	218	0.1	0.0 r	0.0 r	0.0 r	0.0 r	0.0 r	0.0	0.0 r	0.0 r	0.0 r	0.0 r	0.0 r
Brazil	223	30.1	7.1 r	9.5 r	9.8 r	10.6 r	9.4 r	309.2	72.8 r	79.6 r	72.2 r	78.8 r	66.7 r
Chile	228	0.2	0.0 r	0.0 r	0.0 r	0.0 r	0.0 r	7.1	1.6 r	1.7 r	1.6 r	1.7 r	1.6 r
Colombia	233	0.0	0.0 r	0.0 r	0.0 r	0.0 r	0.0 r	1.4	0.3 r	0.3 r	0.3 r	0.4 r	0.3 r
Costa Rica	238	....	....	....	....	....	....	1.0	0.2 r	0.3 r	0.2 r	0.3 r	0.2 r
Dominican Republic	243	0.8	0.2 r	0.2 r	0.2 r	0.2 r	0.2 r	0.6	0.1 r	0.2 r	0.1 r	0.1 r	0.1 r
Ecuador	248	0.1	0.0 r	0.0 r	0.0 r	0.0 r	0.0 r	14.0	3.5 r	3.5 r	3.5 r	3.5 r	3.5 r
El Salvador	253	0.0	0.0 r	0.0 r	0.0 r	0.0 r	0.0 r	0.8	0.2 r	0.2 r	0.2 r	0.2 r	0.2 r
Grenada	328	....	....	....	....	....	....	0.0	0.0 r	0.0 r	0.0 r	0.0 r	0.0 r
Guatemala	258	0.0	0.0 r	0.0 r	0.0 r	0.0 r	0.0 r	29.0	6.6 r	7.2 r	6.7 r	6.7 r	6.7 r
Guyana	336	0.2	0.1 r	0.1 r	0.1 r	0.1 r	0.0 r	....	....	....	....	....	....

# Tunisia (744)

In Millions of U.S. Dollars

		Exports (FOB)						Imports (CIF)					
		2015	2015Q3	2015Q4	2016Q1	2016Q2	2016Q3	2015	2015Q3	2015Q4	2016Q1	2016Q2	2016Q3
Haiti	263	....	....	....	....	....	....	0.0	0.0 r	0.0 r	0.0 r	0.0 r	0.0 r
Honduras	268	2.4	0.6 r	0.6 r	0.6 r	0.6 r	0.6 r	0.2	0.0 r	0.0 r	0.0 r	0.0 r	0.0 r
Jamaica	343	....	....	....	....	....	....	0.0	0.0 r	0.0 r	0.0 r	0.0 r	0.0 r
Mexico	273	12.4	2.6 r	3.2 r	3.1 r	3.1 r	3.0 r	33.3	7.8 r	9.0 r	8.9 r	10.3 r	9.3 r
Nicaragua	278	....	....	....	....	....	....	0.0	0.0 r	0.0 r	0.0 r	0.0 r	0.0 r
Panama	283	1.3	0.3 r	0.3 r	0.3 r	0.3 r	0.3 r	0.3	0.1 r	0.1 r	0.1 r	0.1 r	0.1 r
Paraguay	288	0.0	0.0 r	0.0 r	0.0 r	0.0 r	0.0 r	57.2	14.3 r	14.3 r	14.3 r	14.3 r	14.3 r
Peru	293	0.0	0.0 r	0.0 r	0.0 r	0.0 r	0.0 r	2.4	0.6 r	0.6 r	0.6 r	0.6 r	0.6 r
Suriname	366	1.1	0.3 r	0.3 r	0.3 r	0.3 r	0.3 r	0.2	0.0 r	0.0 r	0.0 r	0.0 r	0.0 r
Uruguay	298	0.1	0.0 r	0.0 r	0.0 r	0.0 r	0.0 r	0.8	0.2 r	0.2 r	0.2 r	0.2 r	0.2 r
Venezuela, Rep. Bol.	299	0.3	0.1 r	0.1 r	0.1 r	0.1 r	0.1 r	2.7	0.7 r	0.7 r	0.7 r	0.7 r	0.7 r
Western Hem. n.s.	399	0.0	0.0 r	0.0 r	0.0 r	0.0 r	0.0 r	....	....	....	....	....	....
<b>Other Countries n.i.e</b>	<b>910</b>	<b>2.3</b>	<b>0.6</b>	<b>0.6</b>	<b>0.6</b>	<b>0.6</b>	<b>0.6</b>	<b>1.0</b>	<b>0.2</b>	<b>0.2</b>	<b>0.2</b>	<b>0.2</b>	<b>0.2</b>
Cuba	928	2.1	0.5 r	0.5 r	0.5 r	0.5 r	0.5 r	0.1	0.0 r	0.0 r	0.0 r	0.0 r	0.0 r
Korea, Dem. People's Rep.	954	0.2	0.0 r	0.0 r	0.0 r	0.0 r	0.0 r	0.9	0.2 r	0.2 r	0.2 r	0.2 r	0.2 r
<b>Countries &amp; Areas n.s.</b>	<b>898</b>	<b>....</b>	<b>....</b>	<b>....</b>	<b>....</b>	<b>....</b>	<b>....</b>	<b>420.1</b>	<b>95.3 r</b>	<b>103.9 r</b>	<b>97.1 r</b>	<b>102.4 r</b>	<b>95.8 r</b>
<b>Memorandum Items</b>													
Africa	605	1,100.2	239.1	282.2	266.7	266.0	225.1	1,041.5	220.3	235.8	230.3	266.5	241.1
Middle East	405	777.0	166.0	201.3	194.4	198.3	169.3	630.8	143.3	156.1	145.2	162.2	140.4
European Union	998	10,496.9	2,244.2	2,689.2	2,563.2	2,584.5	2,182.6	11,275.3	2,584.0	2,823.4	2,619.7	2,921.3	2,521.8
Export earnings: fuel	080	1,299.9	277.3	333.8	319.4	323.2	274.0	2,418.7	528.3	567.3	538.2	602.1	540.3
Export earnings: nonfuel	092	12,142.3	2,604.2	3,123.9	2,984.3	3,013.1	2,551.8	17,946.5	4,111.7	4,478.6	4,153.7	4,611.5	3,993.8

# Turkey (186)

In Millions of U.S. Dollars

		Exports (FOB)						Imports (CIF)					
		2015	2015Q3	2015Q4	2016Q1	2016Q2	2016Q3	2015	2015Q3	2015Q4	2016Q1	2016Q2	2016Q3
IFS World		143,838.9	33,733.1	36,672.8	34,679.3	36,989.1	32,657.0	207,234.4	49,597.6	50,882.7	46,790.9	52,860.4	46,493.0
World	001	143,844.1	33,734.2	36,676.0	34,672.7	36,927.7	32,563.6	207,235.6	49,598.0	50,882.7	46,796.1	52,860.2	46,605.2
Advanced Economies	110	74,656.8	17,387.3	19,229.2	19,466.4	19,416.0	17,315.8	99,493.5	24,385.1	24,953.1	22,698.0	27,014.1	22,373.7
Euro Area	163	42,805.2	10,296.4	11,770.2	10,886.4	11,492.7	10,499.1	59,261.3	14,132.0	15,164.6	13,486.6	15,825.3	13,598.4
Austria	122	1,024.5	239.8	287.9	236.3	286.5	251.9	1,568.0	375.9	460.8	340.4	414.5	379.5
Belgium	124	2,557.8	614.5	682.4	625.5	659.0	581.9	3,146.9	698.8	770.1	768.5	894.5	701.3
Cyprus	423	0.3	0.1	0.0	0.1	0.3	0.2	0.1	0.0	0.0	0.0	0.1	0.0
Estonia	939	117.8	37.1	25.2	29.3	45.0	42.4	278.1	32.3	95.7	63.2	68.1	54.4
Finland	172	266.1	70.2	70.2	61.6	63.0	95.9	1,011.8	256.4	226.0	300.6	252.3	213.4
France	132	5,850.2	1,406.9	1,595.1	1,442.7	1,573.0	1,414.9	7,597.7	1,809.6	1,660.2	1,730.6	1,803.2	1,576.6
Germany	134	13,417.5	3,270.3	3,652.8	3,461.5	3,523.6	3,287.8	21,351.9	5,428.3	5,586.0	4,957.6	5,941.4	5,181.6
Greece	174	1,400.5	298.2	426.1	358.1	377.0	353.7	1,860.9	348.1	444.4	239.6	334.3	263.9
Ireland	178	466.8	117.0	147.9	113.9	118.4	88.7	840.4	181.9	260.3	159.4	238.7	205.2
Italy	136	6,887.8	1,605.4	1,955.5	1,773.5	1,946.3	1,703.6	10,641.6	2,549.7	2,767.5	2,317.8	2,896.4	2,375.8
Latvia	941	173.1	49.1	67.4	76.3	55.7	30.0	122.8	22.7	31.7	50.7	58.9	57.2
Lithuania	946	300.2	75.8	59.4	61.3	70.9	58.8	244.6	42.4	45.5	88.3	83.4	42.4
Luxembourg	137	36.6	9.9	9.8	12.9	19.3	20.8	224.3	34.1	35.7	33.2	34.6	34.8
Malta	181	494.0	87.3	122.7	63.1	55.8	50.3	26.2	6.3	5.6	5.2	17.7	4.9
Netherlands	138	3,154.9	757.6	883.5	909.8	938.1	831.7	2,914.7	577.7	784.8	738.0	773.0	670.3
Portugal	182	558.4	126.0	141.1	141.2	167.5	148.2	640.3	158.4	180.7	155.1	151.5	176.3
Slovak Republic	936	545.8	154.7	143.8	108.7	97.3	86.1	858.6	214.8	224.4	222.4	265.7	228.9
Slovenia	961	810.4	208.8	225.2	185.2	227.8	243.7	343.8	74.0	86.5	72.8	72.5	68.4
Spain	184	4,742.6	1,167.4	1,274.1	1,225.2	1,268.2	1,208.6	5,588.5	1,320.7	1,498.6	1,243.1	1,524.2	1,363.6
Australia	193	521.3	115.2	131.7	245.1	139.0	126.5	544.8	208.6	164.6	84.9	78.0	107.3
Canada	156	670.6	141.6	168.3	138.7	170.7	170.9	929.0	188.3	267.9	273.0	218.8	173.4
China,P.R.: Hong Kong	532	345.3	83.8	80.1	84.5	101.0	104.3	81.3	17.0	20.9	20.3	18.6	56.1
China,P.R.: Macao	546	6.9	1.8	0.9	3.5	1.5	0.7	2.2	0.4	0.0	0.0	0.0	0.0
Czech Republic	935	768.6	168.8	225.2	191.2	204.8	191.6	2,218.3	539.3	604.0	568.6	674.9	569.9
Denmark	128	901.8	209.6	254.7	235.2	221.3	231.7	806.5	168.0	181.3	251.7	222.3	207.1
Iceland	176	67.5	3.0	28.5	8.8	8.2	3.7	30.7	6.5	8.7	8.7	8.7	3.2
Israel	436	2,698.1	607.2	721.8	667.6	839.2	677.7	1,672.5	435.6	351.0	276.7	395.3	309.1
Japan	158	334.8	66.7	87.9	95.2	82.8	67.2	3,140.1	770.2	914.5	827.9	1,048.1	930.4
Korea, Republic of	542	568.6	123.9	177.6	113.5	171.1	128.1	7,057.4	1,808.9	1,714.4	1,627.4	1,771.5	1,556.0
New Zealand	196	90.1	25.5	22.0	18.4	27.3	20.6	62.7	13.0	16.4	10.7	12.1	12.6
Norway	142	454.0	141.0	63.7	118.6	122.6	72.4	657.5	132.5	185.8	138.5	140.6	160.7
Singapore	576	432.6	51.1	89.7	126.0	106.1	70.8	365.3	69.8	98.0	87.1	77.6	91.2
Sweden	144	1,188.8	280.7	313.8	285.6	302.5	293.7	1,585.0	349.5	384.3	375.9	393.0	354.0
Switzerland	146	5,680.8	781.9	821.2	1,649.9	381.6	379.3	2,449.6	977.8	479.9	376.8	480.5	480.4
Taiwan Prov.of China	528	157.1	41.8	34.6	26.5	43.5	31.6	1,944.6	463.0	489.0	390.0	432.3	388.9
United Kingdom	112	10,556.9	2,583.7	2,604.4	3,080.8	3,215.4	2,693.7	5,541.3	1,386.3	1,398.6	1,296.6	1,333.1	1,224.9
United States	111	6,407.7	1,663.7	1,632.7	1,490.8	1,784.7	1,552.3	11,143.4	2,718.3	2,509.2	2,596.5	3,883.5	2,150.0
Emerg. & Dev. Economies	200	67,256.5	15,905.0	16,959.8	14,760.6	16,992.1	14,832.2	96,701.3	22,688.1	23,468.9	21,935.7	23,885.7	22,281.5
Emerg. & Dev. Asia	505	4,558.0	1,098.0	1,149.9	897.7	1,202.9	1,097.2	37,792.4	8,982.6	9,566.4	9,508.9	9,994.0	9,907.3
American Samoa	859	0.3	0.1	0.0	0.0	....	0.0	1.2	0.3	0.4	0.1	0.0	0.0
Bangladesh	513	199.9	47.4	58.1	52.6	69.0	73.1	996.0	262.4	201.7	217.6	216.8	238.7
Bhutan	514	0.0	0.0	....	....	0.1	0.0	1.5	0.2	....	....	0.2	....
Brunei Darussalam	516	4.9	2.6	1.4	2.0	3.4	1.7	0.0	....	....	....	....	....
Cambodia	522	13.7	3.4	3.1	5.7	3.1	2.3	94.7	24.4	24.7	20.2	18.5	21.5
China,P.R.: Mainland	924	2,414.8	609.1	608.2	408.4	579.4	573.8	24,873.5	6,021.3	6,433.1	6,255.4	6,472.2	6,635.7
Fiji	819	1.1	0.2	0.2	0.2	0.3	0.2	0.1	0.1	0.0	0.0	0.0	0.0
F.T. French Polynesia	887	1.2	0.3	0.4	0.4	0.5	0.9	0.0	0.0	0.0	....	....	0.0
F.T. New Caledonia	839	6.3	2.0	1.5	1.1	1.7	0.9	0.0	0.0	....	0.0	....	....
Guam	829	1.2	0.2	0.1	0.3	0.3	0.1	0.0	....	....	....	....	....
India	534	650.3	129.1	125.4	122.3	193.7	158.7	5,613.6	1,261.9	1,365.5	1,464.7	1,534.4	1,340.4
Indonesia	536	207.0	48.9	72.6	75.2	56.7	45.1	1,638.2	352.9	388.9	386.1	390.1	324.4
Kiribati	826	0.2	0.0	0.0	0.0	0.0	0.0	0.0	....	....	0.0	....	....
Lao People's Dem.Rep	544	1.4	0.1	0.1	0.8	0.8	0.4	1.4	0.5	0.3	0.5	0.3	0.4
Malaysia	548	357.1	68.1	74.6	69.5	97.1	55.2	1,339.2	310.3	398.5	432.9	441.5	506.0
Maldives	556	18.2	5.5	7.5	5.8	12.4	7.6	0.0	0.0	....	0.5	....	....
Mongolia	948	23.1	5.2	5.8	4.7	6.5	7.1	0.5	0.1	0.2	0.1	0.8	3.8

# Turkey (186)

In Millions of U.S. Dollars

		Exports (FOB)						Imports (CIF)					
		2015	2015Q3	2015Q4	2016Q1	2016Q2	2016Q3	2015	2015Q3	2015Q4	2016Q1	2016Q2	2016Q3
Myanmar	518	30.7	9.1	10.1	10.2	4.1	5.4	8.1	2.7	2.0	1.9	2.2	3.2
Nauru	836	0.0	....	....	....	....	....	0.0	....	0.0	....	0.0	0.0
Nepal	558	47.2	22.0	9.4	3.8	3.3	1.5	15.8	5.1	3.6	4.8	9.2	9.4
Papua New Guinea	853	2.6	0.3	1.3	0.4	0.4	0.5	0.1	0.0	0.0	0.1	0.0	0.0
Philippines	566	103.9	31.0	23.6	21.2	26.4	26.0	115.8	30.0	30.7	29.6	28.2	30.2
Samoa	862	0.5	0.2	0.1	0.1	0.6	0.2	....	....	....	....	....	....
Solomon Islands	813	0.3	0.0	0.0	....	0.0	....	0.4	....	....	0.0	0.0	0.0
Sri Lanka	524	51.2	10.6	18.9	12.1	12.0	13.0	87.9	21.5	21.1	22.1	27.3	29.4
Thailand	578	174.1	47.8	44.3	34.5	47.4	36.2	1,209.8	265.2	334.0	288.6	374.9	320.6
Timor-Leste	537	0.0	....	....	0.0	0.0	0.0	....	....	....	....	....	....
Tonga	866	0.4	0.1	0.1	0.0	0.0	0.1	....	....	....	....	....	....
Tuvalu	869	0.4	0.1	0.2	0.1	0.0	0.2	....	....	....	....	....	....
Vanuatu	846	1.5	0.2	0.2	0.1	0.1	0.1	17.9	6.4	11.5	0.0	4.6	2.7
Vietnam	582	155.4	36.5	49.2	40.4	52.9	49.1	1,756.3	409.5	349.6	382.6	468.1	440.6
Asia n.s.	598	89.0	18.0	33.2	25.7	30.3	37.7	20.5	8.1	0.2	1.0	4.8	0.4
<b>Europe</b>	170	<b>22,285.4</b>	<b>5,524.6</b>	<b>5,772.3</b>	<b>4,661.8</b>	<b>5,368.2</b>	<b>4,952.4</b>	<b>37,359.7</b>	<b>8,491.1</b>	<b>8,614.3</b>	<b>7,664.5</b>	<b>8,087.0</b>	<b>7,074.6</b>
<b>Emerg. &amp; Dev. Europe</b>	903	<b>9,600.5</b>	<b>2,389.0</b>	<b>2,644.8</b>	<b>2,471.6</b>	<b>2,859.3</b>	<b>2,611.6</b>	<b>9,914.7</b>	<b>2,222.5</b>	<b>2,395.2</b>	<b>2,297.1</b>	<b>2,580.4</b>	<b>2,199.3</b>
Albania	914	287.4	74.6	88.0	64.8	82.0	75.9	49.6	7.4	4.5	4.6	5.6	4.9
Bosnia and Herzegovina	963	292.6	70.3	79.4	66.8	87.2	76.4	250.1	55.2	62.8	57.0	67.4	70.0
Bulgaria	918	1,676.1	410.2	452.7	455.2	602.9	651.8	2,254.2	490.8	498.3	499.6	554.2	493.9
Croatia	960	251.7	52.7	67.5	80.3	78.7	54.5	135.4	23.0	37.3	28.9	43.8	33.3
Faroe Islands	816	121.3	53.7	23.2	0.0	0.0	0.0	0.1	0.0	0.0	0.0	0.0	....
Gibraltar	823	18.5	2.9	11.9	15.0	2.8	42.2	7.1	0.0	7.1	6.8	....	0.0
Hungary	944	711.8	158.5	213.1	175.1	197.4	194.0	1,305.8	277.2	330.6	285.8	359.6	290.4
Kosovo	967	240.7	62.6	71.2	58.3	75.0	59.7	7.9	1.2	2.4	2.5	2.5	1.8
Macedonia, FYR	962	324.6	77.9	103.3	80.6	107.4	82.6	80.9	20.6	21.8	22.4	24.4	17.2
Montenegro	943	38.3	8.8	8.2	8.3	19.3	12.3	8.0	2.4	3.3	19.1	2.4	1.3
Poland	964	2,329.5	565.5	641.8	687.1	714.3	591.3	2,977.7	683.0	783.1	747.6	883.3	715.7
Romania	968	2,815.5	738.9	742.0	648.2	735.1	633.0	2,599.8	596.5	598.6	565.7	555.0	509.9
Serbia, Republic of	942	492.5	112.4	142.5	131.9	157.2	138.0	238.3	65.1	45.4	57.2	82.1	60.8
<b>CIS</b>	901	<b>11,678.2</b>	<b>2,869.5</b>	<b>2,869.9</b>	<b>2,000.1</b>	<b>2,267.8</b>	<b>2,130.2</b>	<b>27,375.5</b>	<b>6,258.2</b>	<b>6,209.3</b>	<b>5,347.8</b>	<b>5,484.1</b>	<b>4,864.1</b>
Armenia	911	....	....	....	....	0.0	....	1.0	0.3	0.3	0.3	0.2	0.3
Azerbaijan, Rep. of	912	1,898.5	419.7	430.2	232.0	365.2	337.6	232.4	66.2	59.4	64.0	72.1	67.0
Belarus	913	205.1	55.1	57.5	74.2	77.3	81.4	192.8	49.4	43.6	30.0	27.0	17.9
Georgia	915	1,108.8	277.6	302.7	254.4	325.4	287.4	223.1	39.6	48.1	82.0	57.9	45.8
Kazakhstan	916	750.1	194.8	163.3	131.2	156.4	172.0	1,109.8	223.4	290.2	271.4	272.2	240.8
Kyrgyz Republic	917	294.7	78.6	62.4	67.2	71.2	96.2	76.9	13.0	21.7	28.2	21.2	32.2
Moldova	921	201.6	48.6	52.6	57.8	73.2	57.7	216.9	24.7	30.3	30.5	77.2	15.5
Russian Federation	922	3,588.7	875.8	879.9	353.4	383.5	381.8	20,401.8	4,685.7	4,577.6	3,931.5	3,836.9	3,543.0
Tajikistan	923	162.8	42.4	41.4	29.1	36.3	41.3	203.8	63.4	54.6	42.4	48.6	31.4
Turkmenistan	925	1,857.9	486.9	417.7	336.3	368.0	263.9	557.4	137.4	94.3	133.9	141.7	80.8
Ukraine	926	1,121.3	275.6	336.6	326.9	259.0	305.6	3,448.2	761.0	803.6	578.1	728.4	613.1
Uzbekistan	927	488.7	114.5	125.6	137.6	152.4	105.2	711.6	194.1	185.4	155.6	200.6	176.2
Europe n.s.	884	1,006.7	266.2	257.6	190.1	241.2	210.6	69.5	10.4	9.8	19.6	22.5	11.2
<b>Mid East, N Africa, Pak</b>	440	<b>35,050.7</b>	<b>7,941.1</b>	<b>8,678.2</b>	<b>8,015.1</b>	<b>9,163.1</b>	<b>7,678.6</b>	<b>14,814.0</b>	<b>3,512.0</b>	<b>3,459.1</b>	<b>3,174.1</b>	<b>3,941.2</b>	<b>3,544.6</b>
Afghanistan, I.R. of	512	161.5	39.2	38.5	29.6	36.2	38.8	11.9	2.6	3.6	2.8	2.8	1.7
Algeria	612	1,826.0	393.5	502.1	415.0	518.1	357.8	740.5	180.4	224.0	94.5	101.7	121.6
Bahrain, Kingdom of	419	225.3	56.9	68.8	43.8	50.0	39.9	104.5	24.9	19.1	36.8	28.9	23.5
Djibouti	611	98.2	21.9	23.9	21.6	19.8	13.8	0.1	0.0	0.1	0.0	0.0	0.1
Egypt	469	3,125.0	748.1	891.2	785.2	608.1	621.1	1,215.9	265.5	317.2	322.4	359.2	336.3
Iran, I.R. of	429	3,664.0	773.9	997.4	875.2	1,721.5	1,218.5	6,096.3	1,261.9	1,289.4	1,134.3	1,064.9	1,122.0
Iraq	433	8,550.3	1,953.9	2,136.8	1,823.6	1,738.9	1,717.8	296.5	51.3	95.0	164.5	251.0	272.2
Jordan	439	834.8	351.4	173.2	180.3	190.4	163.3	127.9	27.6	27.6	25.3	9.7	46.8
Kuwait	443	482.6	97.2	130.6	113.4	133.2	89.6	141.4	46.0	32.7	15.4	35.2	26.6
Lebanon	446	722.6	167.1	201.3	171.2	186.2	165.4	67.2	11.2	17.7	16.0	24.1	13.1
Libya	672	1,420.1	289.0	313.6	231.2	236.4	204.3	195.8	45.3	24.9	49.0	26.6	45.3
Mauritania	682	97.2	18.0	24.0	19.4	17.3	13.3	12.9	4.7	2.4	2.5	2.3	3.4
Morocco	686	1,337.6	295.8	360.2	360.6	418.3	334.4	710.6	261.2	181.6	242.9	218.4	189.8
Oman	449	324.6	64.5	62.3	71.1	68.3	54.5	60.2	9.3	3.9	15.5	17.8	7.9
Pakistan	564	289.2	63.5	91.4	92.1	95.4	69.5	310.5	62.6	67.6	59.0	70.4	70.8

# Turkey (186)

In Millions of U.S. Dollars

		Exports (FOB)						Imports (CIF)					
		2015	2015Q3	2015Q4	2016Q1	2016Q2	2016Q3	2015	2015Q3	2015Q4	2016Q1	2016Q2	2016Q3
Qatar	453	423.1	105.0	113.3	111.9	115.1	84.6	361.0	90.9	91.5	78.5	71.1	54.6
Saudi Arabia	456	3,472.6	729.7	847.7	840.3	880.9	679.2	2,117.2	562.2	530.0	450.1	482.6	404.1
Somalia	726	71.0	18.8	18.8	32.5	31.5	26.0	1.3	0.2	0.5	0.8	1.1	0.0
Sudan	732	424.6	85.4	121.8	124.9	130.0	87.9	24.6	2.6	4.6	12.2	10.4	6.1
Syrian Arab Republic	463	1,522.3	410.9	372.3	348.7	293.0	324.2	51.5	4.9	15.7	13.5	14.2	11.2
Tunisia	744	819.1	177.8	200.5	204.8	253.0	215.0	144.1	37.7	31.0	44.8	58.9	70.3
United Arab Emirates	466	4,681.3	1,007.4	836.3	935.5	1,277.9	1,014.6	2,008.7	557.7	478.0	393.1	1,088.1	717.1
West Bank and Gaza	487	82.2	15.9	22.9	21.1	30.9	22.0	2.3	0.0	1.1	0.0	2.0	0.2
Yemen, Republic of	474	395.8	56.4	129.4	162.0	112.8	123.2	11.0	1.3	....	....	0.0	0.0
<b>Sub-Saharan Africa</b>	<b>603</b>	<b>3,225.6</b>	<b>832.1</b>	<b>827.2</b>	<b>735.5</b>	<b>816.9</b>	<b>621.9</b>	<b>2,053.4</b>	<b>526.0</b>	<b>516.7</b>	<b>493.1</b>	<b>559.0</b>	<b>415.7</b>
Angola	614	195.9	49.3	57.3	25.2	25.0	37.5	0.2	0.1	0.1	0.1	0.4	4.8
Benin	638	79.9	23.2	17.0	22.6	20.4	21.9	2.9	0.4	2.2	0.9	1.6	0.1
Botswana	616	1.3	0.2	0.1	0.6	0.2	1.4	0.2	0.0	0.0	0.0	0.0	0.0
Burkina Faso	748	21.7	4.9	4.4	5.5	9.3	4.9	46.5	22.9	18.9	9.9	23.8	8.7
Burundi	618	2.5	0.7	0.4	0.3	0.6	0.4	0.0	0.0	0.0	0.0	0.0	0.0
Cabo Verde	624	5.2	1.4	1.4	0.6	1.5	1.2	3.1	0.0	2.4	1.0	1.5	0.1
Cameroon	622	83.3	19.1	21.0	18.1	15.7	16.6	35.3	8.4	11.2	8.8	10.8	9.9
Central African Rep.	626	0.8	0.1	0.2	0.1	0.1	0.3	3.0	1.0	0.6	0.9	0.9	0.5
Chad	628	17.5	4.0	4.3	2.9	8.3	5.2	21.6	5.0	3.6	5.9	9.8	4.3
Comoros	632	4.7	1.1	1.2	0.9	1.3	1.7	0.8	0.0	0.6	....	....	....
Congo, Dem. Rep. of	636	32.1	4.5	7.8	5.7	7.2	6.4	130.5	40.6	8.3	17.4	3.9	9.5
Congo, Republic of	634	126.4	33.8	30.9	44.0	32.7	14.8	5.1	1.9	1.3	1.9	0.5	0.8
Côte d'Ivoire	662	115.5	29.7	34.2	24.1	28.7	23.9	274.3	61.3	81.5	96.8	70.2	31.5
Equatorial Guinea	642	45.7	12.0	7.8	5.4	7.4	4.7	0.1	....	0.0	....	0.7	....
Eritrea	643	13.9	4.0	4.5	0.2	4.7	6.1	0.0	....	0.0	2.3	....	0.0
Ethiopia	644	383.6	110.4	115.5	146.1	93.4	82.3	35.7	7.7	8.8	16.5	7.2	6.5
Gabon	646	66.3	37.5	8.8	4.8	6.1	4.2	3.1	0.8	0.6	0.3	0.5	0.6
Gambia, The	648	16.0	3.6	4.5	4.7	5.6	4.4	0.0	....	....	....	....	....
Ghana	652	219.6	56.7	71.2	76.6	123.9	43.1	168.9	44.5	35.0	35.0	46.5	47.5
Guinea	656	65.0	13.6	13.2	15.5	20.2	13.5	3.8	0.8	0.6	1.2	2.4	1.5
Guinea-Bissau	654	5.4	0.9	2.6	0.9	0.5	2.3	1.5	0.0	0.1	....	0.4	0.7
Kenya	664	131.3	29.3	35.2	29.7	26.3	36.1	13.2	4.6	2.6	4.8	2.6	3.1
Lesotho	666	0.3	0.1	0.0	0.1	0.1	0.1	0.0	0.0	0.0	0.0	0.0	....
Liberia	668	79.9	18.1	21.7	20.3	15.6	10.0	1.9	1.3	0.1	0.1	8.5	0.3
Madagascar	674	53.7	15.8	14.5	12.2	15.8	16.4	5.8	1.7	2.0	1.1	0.8	1.5
Malawi	676	2.8	0.8	1.3	0.6	0.7	0.2	29.2	6.7	7.7	3.2	4.1	4.0
Mali	678	30.4	8.7	7.5	8.6	15.4	7.7	2.3	1.0	0.3	0.0	4.9	2.4
Mauritius	684	34.3	7.3	9.6	6.2	7.9	7.5	6.7	1.7	1.3	1.7	0.9	1.4
Mozambique	688	43.8	8.8	12.6	7.6	6.9	4.6	72.4	11.1	32.1	18.7	18.3	29.6
Namibia	728	83.7	23.0	16.5	2.2	17.2	0.8	1.8	1.0	0.2	0.2	0.1	0.3
Niger	692	31.3	6.2	6.6	6.4	6.7	5.8	0.1	0.0	0.0	0.0	0.0	0.0
Nigeria	694	314.0	72.3	81.5	58.2	70.6	50.9	190.0	41.5	38.3	49.7	43.5	38.8
Rwanda	714	30.3	7.4	14.2	13.7	6.3	4.4	0.1	0.0	0.0	0.1	....	....
São Tomé & Príncipe	716	0.5	0.1	0.2	0.1	0.2	0.1	....	....	....	0.0	....	....
Senegal	722	128.2	28.9	33.3	26.5	41.5	37.6	5.5	1.8	1.4	1.4	2.0	1.2
Seychelles	718	7.7	2.1	1.5	2.0	1.8	1.0	9.0	0.1	1.6	0.9	1.4	2.0
Sierra Leone	724	44.0	7.5	10.4	10.6	10.3	8.7	1.8	0.7	0.0	0.3	1.6	1.7
South Africa	199	489.2	132.4	101.5	81.2	114.4	97.2	918.5	241.9	235.4	198.8	273.3	187.9
Swaziland	734	1.1	0.6	0.1	0.0	0.1	0.0	0.0	0.0	0.0	0.0	0.0	0.0
Tanzania	738	116.4	27.4	30.4	26.9	26.6	18.9	34.6	9.8	12.3	5.4	5.4	5.3
Togo	742	45.1	11.0	11.9	9.6	9.0	7.3	8.7	3.3	2.5	1.9	2.7	0.4
Uganda	746	22.1	4.2	4.6	4.1	5.6	5.6	7.1	1.5	1.0	2.1	3.9	3.5
Zambia	754	28.9	9.0	3.0	3.0	4.1	2.6	3.1	0.3	0.5	1.0	0.7	3.2
Zimbabwe	698	4.4	1.1	1.0	1.1	0.8	1.5	4.8	0.5	1.4	2.6	3.3	2.3
Africa n.s.	799	....	....	....	....	....	....	0.0	0.0	....	0.0	0.0	....
<b>Western Hemisphere</b>	<b>205</b>	<b>2,136.8</b>	<b>509.1</b>	<b>532.1</b>	<b>450.4</b>	<b>440.9</b>	<b>482.1</b>	<b>4,681.7</b>	<b>1,176.3</b>	<b>1,312.4</b>	<b>1,095.3</b>	<b>1,304.5</b>	<b>1,339.3</b>
Antigua and Barbuda	311	7.7	1.0	2.0	1.3	1.2	1.3	1.8	0.5	1.2	....	0.0	0.0
Argentina	213	118.3	33.0	28.0	33.8	36.7	23.0	234.5	57.9	75.9	56.0	92.5	92.2
Aruba	314	0.6	0.2	0.2	0.1	0.3	0.2	....	....	....	....	....	....
Bahamas, The	313	13.5	2.4	3.7	2.1	2.7	2.5	16.5	0.3	0.0	0.0	0.0	....



# Turkey (186)

In Millions of U.S. Dollars

		Exports (FOB)						Imports (CIF)					
		2015	2015Q3	2015Q4	2016Q1	2016Q2	2016Q3	2015	2015Q3	2015Q4	2016Q1	2016Q2	2016Q3
Barbados	316	4.4	1.0	1.3	1.2	1.8	1.3	0.0	0.0	0.0	0.0	0.0	0.0
Belize	339	7.0	1.7	1.7	1.4	1.6	1.2	3.0	0.0	0.9	0.7	0.0	0.6
Bermuda	319	1.0	0.3	0.4	0.2	0.1	0.2	4.0	0.0	4.0	....	....	0.0
Bolivia	218	15.5	3.5	4.1	2.8	3.4	3.9	0.9	0.0	0.0	0.1	0.2	0.1
Brazil	223	458.4	112.7	90.5	73.6	81.5	81.5	1,792.2	415.6	518.8	472.8	511.1	406.7
Chile	228	187.9	52.2	51.0	59.4	47.7	53.5	282.6	63.2	71.0	60.6	69.1	58.5
Colombia	233	185.9	45.1	33.7	50.6	42.6	45.9	800.8	170.5	229.1	197.0	180.0	249.5
Costa Rica	238	48.0	14.6	6.6	8.3	9.5	13.0	49.7	7.2	16.1	9.0	15.5	7.9
Dominica	321	0.6	0.2	0.1	0.1	0.1	0.1	0.1	....	0.0	....	....	....
Dominican Republic	243	40.4	10.5	11.3	11.9	8.4	9.7	16.1	4.9	2.7	2.7	2.9	3.6
Ecuador	248	37.4	9.4	8.4	6.0	9.4	13.3	81.6	19.9	14.4	25.8	31.8	22.4
El Salvador	253	4.4	1.6	1.3	1.1	1.4	1.4	1.3	0.1	0.8	0.6	1.6	0.1
Falkland Islands	323	....	....	....	....	....	....	0.1	0.1	....	0.0	0.0	....
Greenland	326	0.0	0.0	0.0	....	0.1	0.0	0.0	....	0.0	0.0	0.0	....
Grenada	328	0.8	0.1	0.3	0.2	0.2	0.1	0.0	0.0	....	....	0.0	....
Guatemala	258	24.3	5.8	7.3	5.7	9.0	12.0	16.1	2.8	10.0	3.4	2.1	1.9
Guyana	336	10.8	2.1	2.9	1.6	2.2	3.1	0.1	0.0	0.0	0.0	0.0	0.0
Haiti	263	22.6	5.0	5.5	5.1	5.0	5.6	0.1	0.0	0.1	0.1	0.1	0.0
Honduras	268	8.5	2.5	2.3	1.9	1.9	1.6	2.7	0.5	0.7	0.7	1.0	0.9
Jamaica	343	18.4	4.7	4.4	3.7	4.5	5.0	0.2	0.0	0.1	0.0	0.0	0.0
Mexico	273	344.1	87.5	80.0	90.4	92.3	127.8	860.7	245.1	184.8	167.0	198.5	239.1
Netherlands Antilles	353	4.8	0.7	2.0	1.1	0.6	0.8	4.7	4.6	0.0	1.0	0.0	....
Nicaragua	278	3.6	1.1	1.0	1.4	0.8	0.8	0.3	0.1	0.1	0.1	0.0	0.1
Panama	283	166.1	28.8	82.2	31.9	21.9	19.1	19.0	5.3	1.6	6.2	3.1	0.7
Paraguay	288	17.3	3.0	4.2	5.3	4.7	3.5	140.4	87.3	41.9	0.2	79.5	170.5
Peru	293	197.1	26.1	63.9	21.9	18.8	20.6	62.4	14.3	13.8	14.1	18.3	13.3
St. Kitts and Nevis	361	4.2	1.3	0.5	0.6	0.5	1.8	0.0	0.0	0.0	0.7	6.0	....
St. Lucia	362	1.1	0.2	0.6	0.4	0.3	0.4	0.0	0.0	0.0	0.1	0.0	0.0
St. Vincent & Grens.	364	21.5	1.7	2.7	1.1	0.9	0.5	....	....	....	....	....	....
Suriname	366	16.6	4.7	1.8	1.1	2.2	2.4	0.3	0.1	0.1	0.1	0.3	0.1
Trinidad and Tobago	369	35.3	6.7	6.8	6.2	10.1	6.9	24.2	5.6	8.6	1.5	6.5	2.9
Uruguay	298	45.9	15.9	10.7	9.8	9.3	7.4	158.2	30.0	97.1	58.7	53.3	63.9
Venezuela, Rep. Bol.	299	18.7	3.5	4.6	3.6	5.0	5.0	107.0	40.2	18.7	16.1	31.0	4.2
Western Hem. n.s.	399	44.1	18.4	4.3	3.3	2.3	5.4	0.0	0.0	0.0	0.0	0.1	....
<b>Other Countries n.i.e</b>	910	<b>14.7</b>	<b>5.7</b>	<b>4.2</b>	<b>0.8</b>	<b>1.1</b>	<b>3.7</b>	<b>31.7</b>	<b>6.1</b>	<b>16.3</b>	<b>3.8</b>	<b>5.3</b>	<b>7.3</b>
Cuba	928	10.1	4.0	2.8	0.8	0.7	3.6	17.0	5.1	3.1	2.1	4.8	3.9
Korea, Dem. People's Rep.	954	4.7	1.7	1.4	....	0.4	0.1	14.7	1.1	13.2	1.7	0.5	3.4
<b>Special Categories</b>	899	<b>1,906.8</b>	<b>434.8</b>	<b>480.7</b>	<b>442.7</b>	<b>514.2</b>	<b>403.1</b>	<b>1,227.2</b>	<b>308.2</b>	<b>297.8</b>	<b>442.7</b>	<b>399.4</b>	<b>275.0</b>
<b>Countries &amp; Areas n.s.</b>	898	<b>9.3</b>	<b>1.5</b>	<b>2.1</b>	<b>2.2</b>	<b>4.3</b>	<b>8.8</b>	<b>9,781.9</b>	<b>2,210.5</b>	<b>2,146.5</b>	<b>1,715.9</b>	<b>1,555.8</b>	<b>1,667.6</b>
<b>Memorandum Items</b>													
Africa	605	7,899.2	1,843.3	2,078.5	1,914.4	2,204.8	1,670.2	3,687.6	1,012.8	960.9	890.8	951.8	807.0
Middle East	405	29,926.5	6,827.3	7,297.1	6,714.4	7,643.7	6,522.1	12,857.4	2,960.1	2,943.7	2,714.6	3,475.3	3,081.0
European Union	998	64,006.0	15,465.0	17,285.5	16,725.1	17,765.1	16,034.4	78,685.1	18,645.5	19,980.7	18,107.0	20,844.5	17,997.5
Export earnings: fuel	080	34,624.2	7,784.2	8,278.9	6,887.6	8,350.4	6,933.2	35,669.0	8,229.4	8,124.7	7,131.1	7,795.6	7,054.8
Export earnings: nonfuel	092	109,219.8	25,950.1	28,397.1	27,785.1	28,577.3	25,630.4	171,566.7	41,368.6	42,758.0	39,665.0	45,064.6	39,550.4

# Turkmenistan (925)

In Millions of U.S. Dollars

		Exports (FOB)						Imports (CIF)					
		2015	2015Q3	2015Q4	2016Q1	2016Q2	2016Q3	2015	2015Q3	2015Q4	2016Q1	2016Q2	2016Q3
IFS World		....	....	....	....	....	....	....	....	....	....	....	....
World	001	9,560.6	2,130.2	2,008.0	2,087.7	1,880.2	1,412.8	6,058.5	1,641.0	1,512.5	1,159.3	1,641.1	1,177.7
Advanced Economies	110	405.6	137.5	91.1	60.7	174.1	201.6	1,495.9	404.9	449.7	426.4	794.9	595.7
Euro Area	163	290.3	78.8	66.7	48.7	166.8	193.6	1,010.2	279.8	317.5	187.1	356.3	278.0
Austria	122	3.8	2.2 r	1.5 r	0.2 r	0.0 r	1.3 r	61.3	16.0 r	16.1 r	13.7 r	14.2 r	8.6 r
Belgium	124	1.0	0.5 r	0.1 r	0.3 r	0.4 r	0.3 r	16.8	4.9 r	2.2 r	3.0 r	9.5 r	8.6 r
Cyprus	423	....	....	....	....	....	....	0.1	....	....	....	0.1 r	0.1 r
Estonia	939	0.0	....	0.0 r	....	....	....	2.7	0.2 r	1.9 r	0.2 r	0.9 r	0.3 r
Finland	172	1.6	....	....	0.0 r	....	....	12.6	2.8 r	4.7 r	1.7 r	5.2 r	5.8 r
France	132	2.4	0.3 r	1.4 r	2.3 r	1.6 r	28.6 r	111.6	44.5 r	30.6 r	30.6 r	54.3 r	37.2 r
Germany	134	9.7	2.8 r	2.4 r	10.3 r	16.6 r	2.1 r	355.3	106.7 r	85.1 r	64.1 r	165.9 r	101.7 r
Greece	174	32.0	13.3 r	13.6 r	....	0.0 r	26.3 r	6.6	2.1 r	0.8 r	0.1 r	1.6 r	33.6 r
Ireland	178	6.7	0.1 r	2.7 r	0.5 r	0.1 r	0.2 r	1.8	0.4 r	0.1 r	0.7 r	1.2 r	3.0 r
Italy	136	172.3	51.2 r	31.6 r	32.7 r	145.9 r	133.8 r	247.4	40.1 r	117.6 r	36.8 r	63.6 r	46.1 r
Latvia	941	0.0	....	0.0 r	....	....	....	24.5	8.4 r	3.8 r	4.8 r	7.1 r	4.1 r
Lithuania	946	0.3	0.1 r	0.1 r	0.4 r	0.3 r	0.0 r	35.6	14.2 r	7.6 r	4.2 r	7.5 r	4.7 r
Luxembourg	137	....	....	....	....	....	....	4.0	0.5 r	0.8 r	0.2 r	0.1 r	0.4 r
Malta	181	0.0	....	....	....	....	0.0 r	0.0	....	0.0 r	....	0.0 r	....
Netherlands	138	2.5	1.7 r	0.6 r	0.1 r	0.6 r	0.1 r	82.0	24.0 r	28.0 r	6.8 r	11.0 r	15.3 r
Portugal	182	0.9	0.1 r	0.1 r	0.4 r	0.3 r	0.2 r	2.0	0.7 r	0.9 r	1.0 r	0.4 r	0.2 r
Slovak Republic	936	....	....	....	....	....	0.1 r	3.6	2.0 r	0.3 r	0.5 r	0.7 r	0.5 r
Slovenia	961	0.0 e	....	....	....	....	0.0 e	19.7	3.7 r	6.5 r	11.4 r	4.2 r	3.9 r
Spain	184	57.2	6.5 r	12.4 r	1.5 r	1.1 r	0.5 r	22.8	8.8 r	10.5 r	7.3 r	8.8 r	3.9 r
Australia	193	0.9	....	0.0 r	0.2 r	1.4 r	0.0 r	0.6	0.5 r	0.0 r	0.2 r	0.1 r	0.0 r
Canada	156	1.5	0.8 r	0.3 r	0.1 r	0.0 r	0.1 r	5.5	0.8 r	3.7 r	1.6 r	0.7 r	2.1 r
China,P.R.: Hong Kong	532	0.6	0.2 r	0.3 r	0.1 r	0.1 r	0.1 r	13.0	3.9 r	3.5 r	0.3 r	1.3 r	1.2 r
China,P.R.: Macao	546	0.0 e	0.0 e	0.0 e	0.0 e	0.0 e	0.0 e	....	....	....	....	....	....
Czech Republic	935	0.0	0.0 r	0.0 r	0.0 r	0.1 r	0.0 r	22.3	5.4 r	5.2 r	2.5 r	11.8 r	4.9 r
Denmark	128	0.0	....	0.0 r	0.0 r	0.0 r	....	9.9	2.3 r	1.5 r	0.6 r	2.4 r	0.9 r
Iceland	176	0.0 e	0.0 e	0.0 e	....	0.0 e	0.0 e	....	....	....	....	....	....
Israel	436	....	....	....	....	....	....	23.7	2.7 r	7.2 r	0.3 r	....	1.2 r
Japan	158	0.1	0.1 r	....	0.0 r	0.0 r	0.0 r	28.5	2.1 r	4.3 r	47.6 r	247.3 r	112.7 r
Korea, Republic of	542	0.0	0.0 r	0.0 r	0.1 r	0.0 r	0.0 r	193.1	66.9 r	58.3 r	125.1 r	133.2 r	86.9 r
New Zealand	196	0.0 e	....	0.0 e	....	0.0 e	0.0 e	....	....	....	....	....	....
Norway	142	0.0	....	0.0 r	0.0 r	....	....	1.0	0.1 r	0.0 r	0.1 r	0.7 r	....
Singapore	576	0.5	0.1 r	0.3 r	0.0 r	0.0 r	0.2 r	20.0	4.4 r	2.0 r	0.7 r	3.6 r	3.8 r
Sweden	144	0.0	0.0 r	0.0 r	0.0 r	0.0 r	0.0 r	20.1	1.5 r	14.7 r	32.6 r	10.9 r	3.0 r
Switzerland	146	0.7	0.3 r	0.1 r	0.1 r	0.1 r	0.2 r	18.1	4.2 r	4.9 r	4.3 r	6.2 r	6.0 r
Taiwan Prov.of China	528	0.0	0.0 r	0.0 r	0.0 r	0.0 r	0.0 r	1.4	0.4 r	0.3 r	1.5 r	1.0 r	2.4 r
United Kingdom	112	58.3	18.8 r	20.2 r	9.7 r	2.7 r	2.0 r	43.0	8.4 r	9.7 r	8.7 r	8.4 r	12.7 r
United States	111	52.8	38.5 r	3.2 r	1.8 r	2.8 r	5.3 r	85.4	21.5 r	16.8 r	13.2 r	11.0 r	79.9 r
Emerg. & Dev. Economies	200	9,154.9	1,992.7	1,916.9	2,027.0	1,706.2	1,211.2	4,562.6	1,236.1	1,062.8	732.9	846.2	582.0
Emerg. & Dev. Asia	505	7,645.7	1,596.8	1,574.4	1,845.7	1,289.3	1,054.0	974.4	293.2	170.0	121.4	143.5	89.6
Bangladesh	513	205.9 e	50.3 e	30.8 e	....	....	....	....	....	....	....	....	....
China,P.R.: Mainland	924	7,384.5	1,507.3 r	1,535.2 r	1,841.7 r	1,286.0 r	1,041.6 r	862.6	259.4 r	153.1 r	101.2 r	120.8 r	70.5 r
F.T. French Polynesia	887	0.0 e	0.0 e	0.0 e	....	....	....	....	....	....	....	....	....
India	534	43.9	37.2 r	2.9 r	2.1 r	3.1 r	10.7 r	85.6	27.0 r	14.0 r	12.8 r	18.6 r	16.4 r
Indonesia	536	7.9 e	1.0 e	5.0 e	1.2 e	....	....	6.1	0.9 r	0.6 r	3.2 r	....	....
Malaysia	548	0.1	0.1 r	0.0 r	0.2 r	0.0 r	....	13.2	3.2 r	1.8 r	2.2 r	1.4 r	....
Philippines	566	....	....	....	....	....	....	0.0 e	0.0 e	....	....	....	....
Thailand	578	3.3	0.8 r	0.5 r	0.5 r	0.2 r	1.7 r	7.0	2.7 r	0.6 r	2.0 r	2.8 r	2.7 r
Europe	170	881.9	260.2	183.7	181.3	416.8	157.2	3,573.4	939.7	889.8	611.3	702.4	492.0
Emerg. & Dev. Europe	903	623.6	176.7	113.2	145.5	159.4	87.1	2,148.0	594.6	481.1	378.0	424.4	315.2
Albania	914	0.0	0.0 r	0.0 r	....	....	....	0.0 e	0.0 e	0.0 e	....	....	....
Bosnia and Herzegovina	963	0.0 e	0.0 e	0.0 e	....	....	....	0.8 e	0.2 e	0.2 e	....	....	....
Bulgaria	918	6.6	5.1 r	0.1 r	0.3 r	0.4 r	1.2 r	11.4	3.4 r	2.7 r	0.5 r	1.3 r	0.8 r
Croatia	960	....	....	....	....	....	....	41.7 e	38.3 e	0.1 e	2.2 e	0.2 e	0.0 e
Hungary	944	0.1	....	....	....	0.1 r	0.0 r	56.2	14.0 r	22.9 r	6.6 r	4.3 r	7.8 r
Macedonia, FYR	962	0.5 e	0.1 e	0.1 e	....	....	....	0.2	0.0 r	0.1 r	....	....	....
Montenegro	943	0.0 e	0.0 e	0.0 e	0.0 e	0.0 e	0.0 e	....	....	....	....	....	....

# Turkmenistan (925)

In Millions of U.S. Dollars

		Exports (FOB)						Imports (CIF)					
		2015	2015Q3	2015Q4	2016Q1	2016Q2	2016Q3	2015	2015Q3	2015Q4	2016Q1	2016Q2	2016Q3
Poland	964	1.6	0.3 r	0.3 r	0.6 r	0.9 r	0.9 r	51.1	20.1 r	10.8 r	10.4 r	19.0 r	13.0 r
Romania	968	88.7	41.5 r	23.7 r	18.3 r	24.2 r	8.7 r	17.2	2.4 r	1.5 r	1.7 r	9.6 r	12.7 r
Serbia, Republic of	942	0.2 e	0.0 e	0.0 e	0.0 e	0.1 e	0.1 e	0.2 e	0.0 e	0.1 e	0.1 e	0.1 e	1.1 e
Turkey	186	525.8	129.6 r	89.0 r	126.3 r	133.7 r	76.2 r	1,969.3	516.1 r	442.8 r	356.5 r	390.1 r	279.7 r
<b>CIS</b>	901	<b>258.3</b>	<b>83.5</b>	<b>70.4</b>	<b>35.8</b>	<b>257.5</b>	<b>70.1</b>	<b>1,425.4</b>	<b>345.1</b>	<b>408.7</b>	<b>233.4</b>	<b>278.0</b>	<b>176.7</b>
Armenia	911	0.5	0.1 r	0.1 r	2.5 r	2.9 r	0.4 r	18.4	5.0 r	3.6 r	1.5 r	1.7 r	1.2 r
Azerbaijan, Rep. of	912	....	....	....	....	....	....	13.9	3.7 r	3.0 r	....	....	....
Belarus	913	1.9	0.7 r	0.5 r	2.6 r	0.7 r	2.8 r	97.0	21.8 r	26.9 r	43.8 r	28.5 r	22.5 r
Georgia	915	104.9	40.4 r	28.0 r	5.7 r	13.4 r	24.3 r	17.0	5.6 r	5.6 r	2.7 r	2.8 r	2.5 r
Kazakhstan	916	60.1	14.8 r	14.3 r	....	....	....	121.4	25.2 r	21.5 r	....	....	....
Kyrgyz Republic	917	3.7	1.0 r	0.9 r	....	....	....	6.7	1.4 r	1.9 r	....	....	....
Moldova	921	2.5	0.6 r	0.7 r	....	....	....	1.9	0.4 r	0.5 r	....	....	....
Russian Federation	922	69.3	22.6 r	17.4 r	20.2 r	235.7 r	31.3 r	968.5	246.4 r	310.5 r	162.8 r	193.2 r	133.2 r
Ukraine	926	15.4	3.3 r	8.7 r	4.7 r	4.8 r	11.4 r	180.6	35.6 r	35.2 r	22.6 r	51.8 r	17.2 r
<b>Mid East, N Africa, Pak</b>	440	<b>626.1</b>	<b>135.4</b>	<b>158.4</b>	<b>....</b>	<b>....</b>	<b>....</b>	<b>10.4</b>	<b>2.5</b>	<b>2.5</b>	<b>....</b>	<b>....</b>	<b>0.1</b>
Afghanistan, I.R. of	512	596.6	129.1 r	148.4 r	....	....	....	1.0	0.2 r	0.2 r	....	....	....
Bahrain, Kingdom of	419	0.0	0.0 r	0.0 r	....	....	....	0.0	0.0 r	0.0 r	....	....	....
Egypt	469	1.8	0.3 r	0.9 r	....	....	....	0.4	....	0.1 r	....	....	....
Jordan	439	....	....	....	....	....	....	....	....	....	....	....	0.1 r
Kuwait	443	0.3	0.1 r	0.1 r	....	....	....	....	....	....	....	....	....
Lebanon	446	0.1	0.0 r	0.0 r	....	....	....	0.0	....	....	....	....	....
Morocco	686	3.2 e	0.0 e	2.8 e	....	....	....	....	....	....	....	....	....
Pakistan	564	13.9	3.4 r	3.7 r	....	....	....	8.7	2.2 r	2.2 r	....	....	....
Saudi Arabia	456	0.0	0.0 r	0.0 r	....	....	....	....	....	....	....	....	....
Tunisia	744	....	....	....	....	....	....	0.3 e	0.1 e	0.1 e	....	....	....
United Arab Emirates	466	10.1	2.6 r	2.6 r	....	....	....	....	....	....	....	....	....
<b>Sub-Saharan Africa</b>	603	<b>0.9</b>	<b>0.2</b>	<b>0.2</b>	<b>0.0</b>	<b>0.0</b>	<b>0.0</b>	<b>0.1</b>	<b>....</b>	<b>0.0</b>	<b>0.1</b>	<b>0.0</b>	<b>0.1</b>
Angola	614	0.0 e	0.0 e	0.0 e	....	....	....	....	....	....	....	....	....
Ethiopia	644	0.8 e	0.2 e	0.2 e	....	....	....	....	....	....	....	....	....
Madagascar	674	0.0 e	0.0 e	0.0 e	....	....	....	....	....	....	....	....	....
Mozambique	688	0.0 e	0.0 e	0.0 e	....	....	....	....	....	....	....	....	....
South Africa	199	0.1 e	0.0 e	0.0 e	0.0 e	0.0 e	0.0 e	0.1 e	....	0.0 e	0.1 e	0.0 e	0.1 e
Zambia	754	0.0 e	....	....	0.0 e	....	0.0 e	....	....	....	....	....	....
<b>Western Hemisphere</b>	205	<b>0.3</b>	<b>0.1</b>	<b>0.1</b>	<b>0.0</b>	<b>....</b>	<b>0.0</b>	<b>4.4</b>	<b>0.7</b>	<b>0.4</b>	<b>0.1</b>	<b>0.3</b>	<b>0.2</b>
Argentina	213	....	....	....	....	....	....	0.1 e	0.0 e	0.0 e	....	....	....
Bahamas, The	313	0.0	0.0 r	0.0 r	....	....	....	....	....	....	....	....	....
Brazil	223	0.0	....	....	0.0 r	....	0.0 r	2.9	0.4 r	0.1 r	0.1 r	0.3 r	0.2 r
Colombia	233	0.1 e	0.0 e	0.0 e	....	....	....	0.0 e	0.0 e	0.0 e	....	....	....
Costa Rica	238	0.0 e	0.0 e	0.0 e	....	....	....	....	....	....	....	....	....
Dominican Republic	243	0.1 e	0.0 e	0.0 e	....	....	....	....	....	....	....	....	....
Ecuador	248	....	....	....	....	....	....	1.4 e	0.3 e	0.3 e	....	....	....
Honduras	268	0.1 e	0.0 e	0.0 e	0.0 e	....	....	....	....	....	....	....	....
Paraguay	288	0.0 e	0.0 e	0.0 e	....	....	....	....	....	....	....	....	....
Peru	293	0.0 e	0.0 e	0.0 e	....	....	....	....	....	....	....	....	....
Venezuela, Rep. Bol.	299	0.0 e	0.0 e	0.0 e	....	....	....	....	....	....	....	....	....
<b>Memorandum Items</b>													
Africa	605	4.2	0.2	3.0	0.0	0.0	0.0	0.4	0.1	0.1	0.1	0.0	0.1
Middle East	405	12.4	2.9	3.6	....	....	....	0.4	0.0	0.1	....	....	0.1
European Union	998	445.6	144.6	111.0	77.6	195.2	206.4	1,283.0	375.6	386.8	252.9	424.0	333.9
Export earnings: fuel	080	140.0	40.1	34.3	20.2	235.7	31.3	1,105.2	275.5	335.4	162.8	193.2	133.2
Export earnings: nonfuel	092	9,420.6	2,090.1	1,973.7	2,067.4	1,644.5	1,381.6	4,953.3	1,365.5	1,177.1	996.5	1,447.9	1,044.4

# Tuvalu (869)

In Millions of U.S. Dollars

		Exports (FOB)						Imports (CIF)					
		2015	2015Q3	2015Q4	2016Q1	2016Q2	2016Q3	2015	2015Q3	2015Q4	2016Q1	2016Q2	2016Q3
IFS World		....	....	....	....	....	....	....	....	....	....	....	....
World	001	2.7	1.9	0.2	0.2	0.2	0.3	42.7	6.4	12.5	6.9	7.5	8.1
Advanced Economies	110	1.3	0.7	0.1	0.1	0.1	0.2	34.2	5.0	9.6	5.6	6.3	6.6
Euro Area	163	0.0	0.0	0.0	0.0	0.0	0.0	0.2	0.1	0.0	0.0	0.0	0.0
Austria	122	0.0 e	....	....	....	0.0 e	0.0 e	....	....	....	....	....	....
Belgium	124	0.0 e	....	0.0 e	....	....	0.0 e	....	....	....	....	....	....
France	132	0.0 e	0.0 e	....	0.0 e	0.0 e	....	0.0	0.0 r	0.0 r	0.0 r	0.0 r	0.0 r
Germany	134	0.0 e	0.0 e	....	0.0 e	....	....	0.0	....	0.0 r	....	0.0 r	0.0 r
Greece	174	....	....	....	....	....	....	0.1	....	....	....	0.0 r	0.0 r
Ireland	178	0.0 e	....	....	....	....	....	....	....	....	....	....	....
Italy	136	....	....	....	....	....	....	....	....	....	....	0.0 r	....
Malta	181	....	....	....	....	....	0.0 e	....	....	....	....	....	....
Netherlands	138	....	....	....	....	....	....	0.1 e	0.1 e	....	....	....	0.0 e
Portugal	182	....	....	....	....	....	....	....	....	....	....	0.0 e	....
Australia	193	0.0	0.0 r	0.0 r	0.0 r	0.0 r	0.0 r	8.4	0.8 r	2.3 r	1.0 r	1.1 r	0.0 r
China,P.R.: Hong Kong	532	....	....	....	....	....	....	0.1	0.0 r	0.0 r	0.0 r	0.0 r	0.2 r
Denmark	128	0.0 e	0.0 e	....	....	....	....	....	....	....	....	....	....
Israel	436	....	....	....	....	....	....	0.1	0.0 r	0.0 r	0.0 r	0.0 r	0.0 r
Japan	158	....	....	....	....	....	....	2.4	0.0 r	1.5 r	0.2 r	0.4 r	0.7 r
Korea, Republic of	542	0.4	0.4 r	0.0 r	0.0 r	....	....	0.5	0.1 r	0.2 r	0.1 r	0.1 r	0.1 r
New Zealand	196	0.0	0.0 r	....	0.0 r	....	....	3.7	0.8 r	0.9 r	0.7 r	0.6 r	0.4 r
Norway	142	....	....	....	....	0.0 e	0.0 e	0.9	0.0 r	....	....	....	....
Singapore	576	0.1 e	....	....	0.0 e	0.1 e	0.1 e	16.4	2.9 r	4.3 r	3.0 r	3.8 r	5.0 r
Sweden	144	0.0 e	....	0.0 e	0.0 e	0.0 e	0.0 e	....	....	....	0.0 e	....	0.0 e
Switzerland	146	....	....	....	....	....	....	0.0	....	0.0 r	....	....	....
Taiwan Prov. of China	528	0.1 e	....	0.0 e	....	....	....	0.3 e	0.0 e	0.1 e	0.1 e	0.0 e	0.0 e
United Kingdom	112	0.5 e	0.3 e	0.0 e	0.0 e	....	....	0.0	0.0 r	0.0 r	....	....	0.0 r
United States	111	0.2	0.0 r	0.1 r	0.0 r	0.0 r	0.0 r	1.2	0.3 r	0.3 r	0.4 r	0.2 r	0.2 r
Emerg. & Dev. Economies	200	1.5	1.1	0.1	0.1	0.1	0.1	8.6	1.4	2.9	1.3	1.2	1.5
Emerg. & Dev. Asia	505	1.2	1.1	0.0	0.1	0.0	0.1	6.3	0.7	2.4	0.6	0.8	1.0
China,P.R.: Mainland	924	0.9 e	0.9 e	0.0 e	0.0 e	....	....	0.5	0.1 r	0.2 r	0.0 r	0.0 r	0.1 r
Fiji	819	0.3	0.1 r	0.0 r	0.1 r	0.0 r	0.1 r	3.2	0.3 r	1.4 r	0.3 r	0.4 r	0.6 r
India	534	0.0 e	0.0 e	....	....	....	....	0.0	0.0 r	0.0 r	....	0.0 r	0.0 r
Indonesia	536	0.0	0.0 r	0.0 r	0.0 r	0.0 r	0.0 r	0.4	0.1 r	0.1 r	0.1 r	0.1 r	0.1 r
Kiribati	826	0.0 e	0.0 e	0.0 e	0.0 e	0.0 e	0.0 e	0.0	0.0 r	0.0 r	0.0 r	0.0 r	0.0 r
Malaysia	548	....	....	....	....	0.0 e	0.0 e	0.6	0.1 r	0.1 r	0.0 r	0.0 r	0.0 r
Philippines	566	....	....	....	....	....	....	0.1	0.0 r	0.0 r	....	....	....
Samoa	862	....	....	....	....	....	....	0.0	0.0 r	0.0 r	0.0 r	0.0 r	0.0 r
Thailand	578	....	....	....	....	....	....	0.0	0.0 r	0.0 r	0.0 r	0.0 r	0.0 r
Vanuatu	846	....	....	....	....	....	....	0.0	0.0 r	0.0 r	0.0 r	0.0 r	0.0 r
Vietnam	582	....	....	....	....	....	....	0.0	0.0 r	0.0 r	0.0 r	0.0 r	0.0 r
Asia n.s.	598	....	....	....	....	....	....	1.4	0.1 r	0.6 r	0.1 r	0.2 r	0.3 r
Europe	170	0.0	0.0	0.0	0.0	0.0	0.0	0.0	....	....	....	0.0	....
Emerg. & Dev. Europe	903	0.0	0.0	0.0	0.0	0.0	0.0	0.0	....	....	....	0.0	....
Bosnia and Herzegovina	963	0.0 e	0.0 e	0.0 e	0.0 e	0.0 e	0.0 e	....	....	....	....	....	....
Bulgaria	918	....	....	....	....	....	....	0.0 e	....	....	....	....	....
Faroe Islands	816	0.0 e	0.0 e	0.0 e	0.0 e	0.0 e	0.0 e	....	....	....	....	....	....
Hungary	944	0.0 e	....	0.0 e	....	....	....	....	....	....	....	....	....
Macedonia, FYR	962	0.0 e	0.0 e	0.0 e	0.0 e	0.0 e	0.0 e	....	....	....	....	....	....
Montenegro	943	0.0 e	0.0 e	0.0 e	0.0 e	0.0 e	....	....	....	....	....	....	....
Poland	964	....	....	....	....	....	....	....	....	....	....	0.0 e	....
Serbia, Republic of	942	0.0 e	....	0.0 e	....	....	....	....	....	....	....	....	....
CIS	901	0.0	....	....	....	....	....	....	....	....	....	....	....
Russian Federation	922	0.0 e	....	....	....	....	....	....	....	....	....	....	....
Mid East, N Africa, Pak	440	0.0	0.0	0.0	0.0	0.0	0.0	0.0	0.0	0.0	0.0	0.0	0.0
Bahrain, Kingdom of	419	0.0 e	0.0 e	0.0 e	0.0 e	0.0 e	0.0 e	0.0 e	0.0 e	0.0 e	0.0 e	0.0 e	0.0 e
Kuwait	443	0.0 e	0.0 e	0.0 e	0.0 e	0.0 e	0.0 e	....	....	....	....	....	....
Mauritania	682	0.0 e	0.0 e	0.0 e	0.0 e	0.0 e	0.0 e	....	....	....	....	....	....
Pakistan	564	0.0 e	0.0 e	0.0 e	0.0 e	0.0 e	0.0 e	....	....	....	....	....	....

# Tuvalu (869)

In Millions of U.S. Dollars

		Exports (FOB)						Imports (CIF)					
		2015	2015Q3	2015Q4	2016Q1	2016Q2	2016Q3	2015	2015Q3	2015Q4	2016Q1	2016Q2	2016Q3
<b>Sub-Saharan Africa</b>	603	<b>0.2</b>	<b>0.0</b>	<b>0.0</b>	<b>0.0</b>	<b>0.0</b>	<b>0.0</b>	<b>2.3</b>	<b>0.7</b>	<b>0.5</b>	<b>0.7</b>	<b>0.4</b>	<b>0.5</b>
Cabo Verde	624	0.0 e	0.0 e	0.0 e	0.0 e	0.0 e	0.0 e	....	....	....	....	....	....
Côte d'Ivoire	662	....	....	....	....	....	....	0.1 e	0.0 e	0.0 e	0.0 e	0.0 e	0.0 e
Kenya	664	0.0 e	0.0 e	0.0 e	0.0 e	0.0 e	0.0 e	....	....	....	....	....	....
Mozambique	688	0.0 e	0.0 e	0.0 e	0.0 e	0.0 e	0.0 e	0.0 e	0.0 e	0.0 e	0.0 e	0.0 e	0.0 e
Namibia	728	....	....	....	....	....	....	0.1 e	0.0 e	0.0 e	0.0 e	0.0 e	0.0 e
Nigeria	694	0.2 e	0.0 e	0.0 e	0.0 e	0.0 e	0.0 e	....	....	....	....	....	....
South Africa	199	0.0 e	0.0 e	0.0 e	0.0 e	0.0 e	0.0 e	1.0	0.4 r	0.2 r	0.4 r	0.1 r	0.2 r
Togo	742	....	....	....	....	....	....	1.1 e	0.3 e	0.3 e	0.3 e	0.3 e	0.3 e
<b>Western Hemisphere</b>	205	<b>0.0</b>	<b>0.0</b>	<b>0.0</b>	<b>0.0</b>	<b>0.0</b>	<b>0.0</b>	<b>0.0</b>	<b>0.0</b>	<b>0.0</b>	<b>0.0</b>	<b>0.0</b>	<b>0.0</b>
Antigua and Barbuda	311	0.0 e	0.0 e	0.0 e	0.0 e	0.0 e	0.0 e	....	....	....	....	....	....
Argentina	213	....	....	....	....	....	....	0.0 e	0.0 e	0.0 e	0.0 e	0.0 e	0.0 e
Brazil	223	0.0 e	....	....	0.0 e	....	....	....	....	....	....	0.0 r	....
Chile	228	0.0 e	....	0.0 e	....	....	....	....	....	....	....	....	....
Colombia	233	0.0 e	0.0 e	0.0 e	0.0 e	0.0 e	0.0 e	....	....	....	....	....	....
Costa Rica	238	0.0 e	0.0 e	0.0 e	0.0 e	0.0 e	0.0 e	....	....	....	....	....	....
Netherlands Antilles	353	....	....	....	....	....	....	0.0	0.0 r	0.0 r	0.0 r	0.0 r	0.0 r
St. Kitts and Nevis	361	0.0 e	0.0 e	0.0 e	0.0 e	0.0 e	0.0 e	....	....	....	....	....	....
Venezuela, Rep. Bol.	299	0.0 e	0.0 e	0.0 e	0.0 e	0.0 e	0.0 e	....	....	....	....	....	....
<b>Memorandum Items</b>													
Africa	605	0.2	0.0	0.0	0.0	0.0	0.0	2.3	0.7	0.5	0.7	0.4	0.5
Middle East	405	0.0	0.0	0.0	0.0	0.0	0.0	0.0	0.0	0.0	0.0	0.0	0.0
European Union	998	0.5	0.4	0.0	0.0	0.0	0.0	0.2	0.1	0.0	0.0	0.0	0.1
Export earnings: fuel	080	0.2	0.0	0.0	0.0	0.0	0.0	0.0	0.0	0.0	0.0	0.0	0.0
Export earnings: nonfuel	092	2.5	1.8	0.1	0.2	0.1	0.2	42.7	6.4	12.5	6.9	7.5	8.1

# Uganda (746)

In Millions of U.S. Dollars

		Exports (FOB)						Imports (CIF)					
		2015	2015Q3	2015Q4	2016Q1	2016Q2	2016Q3	2015	2015Q3	2015Q4	2016Q1	2016Q2	2016Q3
IFS World		2,696.7	650.1	637.6	717.2	724.0	....	4,752.1	1,215.1	1,072.1	956.1	992.1	....
World	001	1,998.6	496.4	500.5	551.4	533.9	489.3	5,528.1	1,328.0	1,253.2	1,147.9	1,196.8	1,256.0
Advanced Economies	110	586.6	142.5	115.8	142.9	139.3	123.5	1,233.4	293.8	257.5	230.8	266.6	275.8
Euro Area	163	388.8	97.4	73.8	94.6	88.8	87.9	443.2	109.8	74.1	92.4	105.2	92.9
Austria	122	....	....	....	....	....	....	....	....	....	0.9	2.6	2.5
Belgium	124	69.0	22.9	9.9	14.7	12.2	20.2	33.3	7.8	5.9	7.5	17.3	13.8
Cyprus	423	....	....	....	....	....	....	1.0	0.3	0.3	0.2	0.4	0.2
Finland	172	0.0	....	....	0.0	0.3	0.1	6.4	1.6	0.7	1.2	1.9	0.7
France	132	8.7	2.1	1.4	2.3	2.6	1.6	113.5	20.6	9.0	5.8	6.3	6.6
Germany	134	76.5	17.9	14.2	17.6	23.3	13.9	108.1	33.3	21.3	21.2	32.0	27.4
Greece	174	5.1	0.7	1.7	1.3	0.7	0.8	7.1	0.9	0.2	0.0	0.2	0.5
Ireland	178	....	....	....	....	....	....	23.8	3.5	6.8	7.6	3.9	5.1
Italy	136	101.4	24.0	18.5	23.5	20.1	23.9	31.4	8.2	7.2	10.8	14.3	9.2
Latvia	941	....	....	....	....	....	....	....	....	....	7.1	4.2	0.9
Lithuania	946	....	....	....	....	....	....	10.1	0.2	5.7	6.1	4.0	4.6
Netherlands	138	78.2	16.7	15.5	21.7	18.9	17.6	91.1	28.8	12.0	18.4	13.0	13.7
Portugal	182	12.4	3.4	3.5	3.0	3.8	3.1	1.3	0.2	0.5	0.6	0.4	0.6
Slovenia	961	1.3	0.0	0.4	0.7	0.1	0.0	....	....	....	....	....	....
Spain	184	36.0	9.7	8.8	9.9	6.7	6.7	16.1	4.6	4.5	4.8	4.7	7.1
Australia	193	1.4	0.5	0.3	0.6	0.3	0.0	7.5	1.2	0.8	1.0	0.7	0.8
Canada	156	7.2	1.4	1.1	3.9	2.0	0.9	21.6	5.8	3.5	4.4	5.8	6.2
China,P.R.: Hong Kong	532	36.6	9.1	8.1	11.2	9.3	8.1	48.7	14.1	11.6	9.4	6.5	6.3
Czech Republic	935	....	....	....	....	....	....	5.6	0.2	2.5	0.2	6.1	9.7
Denmark	128	2.4	0.7	0.5	0.2	0.2	0.1	31.3	4.0	10.2	3.6	6.5	13.1
Iceland	176	....	....	....	....	....	....	0.2	0.0	0.0	0.2	0.1	0.0
Israel	436	9.9	2.2	3.2	1.4	1.8	1.9	7.2	1.5	1.4	1.0	1.2	1.4
Japan	158	14.6	4.6	5.4	1.6	3.2	1.9	346.8	86.8	71.9	55.0	56.0	68.0
Korea, Republic of	542	5.1	1.3	1.2	0.8	1.2	0.1	44.1	10.3	8.5	7.9	8.2	9.7
New Zealand	196	0.3	0.0	0.0	0.1	0.0	....	0.6	0.1	0.2	0.5	0.0	0.2
Norway	142	1.0	0.4	0.1	0.0	0.1	0.2	4.6	1.0	0.7	0.5	0.9	1.4
Singapore	576	15.7	2.9	0.6	3.6	6.6	2.7	42.1	9.8	10.0	5.6	16.3	10.6
Sweden	144	3.9	0.2	1.3	0.8	1.9	0.8	20.8	5.4	4.9	5.1	3.2	3.6
Switzerland	146	37.0	9.2	8.2	9.4	9.7	7.1	20.6	2.3	3.8	3.7	7.6	10.9
Taiwan Prov. of China	528	0.5	0.2	0.2	0.1	0.1	0.2	15.7	3.2	3.6	4.9	2.9	1.6
United Kingdom	112	29.3	4.3	3.4	4.5	4.0	3.1	83.5	18.8	19.5	21.5	18.5	16.0
United States	111	33.0	8.0	8.6	10.1	10.0	8.4	89.4	19.5	30.4	13.9	20.8	23.3
Emerg. & Dev. Economies	200	1,258.1	318.1	346.6	380.4	368.8	336.1	4,281.4	1,030.4	994.0	917.1	930.1	980.0
Emerg. & Dev. Asia	505	105.9	28.6	19.2	38.8	24.3	21.0	2,336.9	533.2	547.2	541.6	501.2	498.9
Bangladesh	513	....	....	....	....	....	....	5.0	0.8	3.1	0.5	1.3	0.8
China,P.R.: Mainland	924	57.7	15.9	6.5	11.2	5.3	6.0	875.0	232.6	212.3	226.1	206.9	225.6
India	534	24.7	7.6	7.0	13.4	9.9	10.6	1,153.9	235.9	271.0	250.5	225.9	169.3
Indonesia	536	2.8	0.5	1.4	5.5	1.6	1.0	203.6	44.1	41.2	39.6	42.8	58.0
Malaysia	548	18.3	4.3	3.5	7.4	6.2	1.6	28.3	5.0	5.4	13.6	14.7	10.5
Philippines	566	....	....	....	....	....	....	1.8	0.1	0.4	0.7	0.2	0.6
Sri Lanka	524	....	....	....	....	....	....	1.4	0.5	0.5	0.3	0.3	0.4
Thailand	578	0.6	....	0.4	0.1	0.1	0.1	45.9	11.0	9.3	9.1	8.2	12.7
Vietnam	582	1.8	0.3	0.4	0.4	0.9	0.3	22.0	3.1	4.0	1.2	0.8	20.8
Asia n.s.	598	....	....	....	0.8	0.3	1.4	....	....	....	0.0	0.0	0.0
Europe	170	25.4	5.8	6.0	21.3	10.1	5.9	171.4	45.9	38.1	24.9	22.5	27.8
Emerg. & Dev. Europe	903	16.1	3.3	3.3	10.9	7.7	4.4	71.7	13.1	8.3	16.1	11.3	12.6
Bulgaria	918	....	....	....	....	....	....	0.3	0.1	0.1	0.3	0.0	0.1
Croatia	960	2.0	0.8	0.1	0.5	0.2	0.4	0.6	0.1	....	....	0.0	0.1
Hungary	944	0.0	0.0	....	0.0	0.0	0.0	8.1	2.2	1.4	2.6	1.7	2.3
Poland	964	8.8	1.6	1.9	1.5	1.9	1.5	39.7	5.5	2.0	7.0	4.4	4.8
Romania	968	4.2	0.9	1.0	1.7	1.0	2.0	0.7	0.3	0.2	0.3	0.0	0.1
Serbia, Republic of	942	....	....	....	....	....	....	0.0	0.0	0.0	0.0	0.0	0.0
Turkey	186	1.1	0.0	0.3	7.2	4.6	0.5	22.3	4.9	4.6	6.0	5.2	5.2
CIS	901	9.3	2.5	2.6	10.4	2.4	1.5	99.7	32.7	29.9	8.8	11.2	15.2
Russian Federation	922	6.6	2.0	1.4	9.7	1.2	1.2	80.5	29.3	26.5	6.6	8.1	12.2
Ukraine	926	2.7	0.5	1.3	0.7	1.2	0.3	19.2	3.5	3.4	2.2	3.1	2.9

# Uganda (746)

In Millions of U.S. Dollars

		Exports (FOB)						Imports (CIF)					
		2015	2015Q3	2015Q4	2016Q1	2016Q2	2016Q3	2015	2015Q3	2015Q4	2016Q1	2016Q2	2016Q3
<b>Mid East, N Africa, Pak</b>	440	<b>191.3</b>	<b>32.8</b>	<b>66.2</b>	<b>109.8</b>	<b>106.3</b>	<b>60.2</b>	<b>817.9</b>	<b>207.1</b>	<b>194.9</b>	<b>154.4</b>	<b>206.4</b>	<b>245.2</b>
Bahrain, Kingdom of	419	....	....	....	....	....	....	15.5	3.5	0.6	4.5	6.3	4.8
Djibouti	611	0.1	0.0	0.1	0.0	....	0.2	....	....	....	....	....	....
Egypt	469	5.6	3.3	1.0	0.3	0.1	0.3	68.1	16.5	18.0	13.6	12.1	15.9
Iran, I.R. of	429	....	....	....	....	....	....	4.2	1.7	0.7	0.5	1.0	2.2
Jordan	439	1.9	0.5	0.5	0.6	0.5	0.6	3.3	0.7	1.1	0.5	0.3	0.6
Kuwait	443	....	....	....	....	....	....	0.9	0.2	0.0	0.0	0.0	0.2
Lebanon	446	2.0	0.4	0.3	0.5	0.6	0.5	3.6	0.5	1.0	1.9	0.8	0.7
Morocco	686	4.8	1.3	1.7	1.3	1.1	1.0	0.8	0.2	0.1	0.2	0.4	0.5
Oman	449	....	....	....	....	....	....	17.5	1.1	6.5	3.1	14.6	5.8
Pakistan	564	1.9	1.1	0.5	1.1	0.4	0.8	61.2	13.6	10.9	15.6	11.6	6.7
Qatar	453	....	....	....	....	....	....	13.3	1.3	1.3	2.0	1.3	2.0
Saudi Arabia	456	2.2	0.4	0.6	0.4	0.4	0.4	223.0	52.7	48.8	31.0	67.4	68.3
Somalia	726	2.3	1.0	0.3	0.8	0.7	1.0	....	....	....	....	....	....
Sudan	732	88.0	20.5	19.9	12.5	14.8	13.9	0.5	0.0	0.0	0.0	0.0	0.1
Tunisia	744	0.2	0.0	0.1	....	1.7	1.8	0.0	0.0	....	0.1	0.1	0.1
United Arab Emirates	466	82.4	4.3	41.4	92.4	86.0	39.8	405.9	114.9	105.8	81.6	90.6	137.3
Middle East n.s.	489	....	....	....	....	....	....	....	....	....	0.0	0.0	0.0
<b>Sub-Saharan Africa</b>	603	<b>934.8</b>	<b>250.9</b>	<b>254.6</b>	<b>207.7</b>	<b>228.0</b>	<b>248.9</b>	<b>937.7</b>	<b>241.6</b>	<b>211.8</b>	<b>191.8</b>	<b>195.9</b>	<b>197.5</b>
Burundi	618	46.3	16.1	13.4	10.4	10.8	13.9	3.4	0.6	0.6	0.3	0.4	0.3
Congo, Dem. Rep. of	636	152.6	38.2	39.7	39.1	42.6	49.8	3.6	0.8	0.5	0.7	0.4	0.7
Côte d'Ivoire	662	....	....	....	....	....	....	1.8	0.5	0.3	0.3	0.4	0.5
Eritrea	643	0.0	....	....	....	0.0	....	....	....	....	....	....	....
Ethiopia	644	1.7	1.5	0.1	0.0	0.0	0.3	0.4	0.2	0.0	0.6	0.2	0.0
Ghana	652	....	....	....	....	....	....	0.3	0.0	0.2	0.1	0.0	0.0
Kenya	664	427.0	116.3	121.4	97.3	95.9	105.3	554.5	135.0	122.5	121.9	115.2	107.7
Liberia	668	....	....	....	....	....	....	1.1	0.2	0.1	0.1	0.2	0.2
Madagascar	674	0.4	0.0	0.1	....	....	....	....	....	....	....	....	....
Malawi	676	0.3	0.2	0.0	0.0	0.1	0.1	0.3	0.1	0.1	0.0	0.5	0.1
Mauritius	684	0.5	0.0	0.5	0.0	0.1	....	9.3	1.6	2.8	1.5	1.3	1.4
Mozambique	688	....	....	....	....	....	....	2.1	0.8	0.9	1.0	1.5	0.4
Nigeria	694	....	....	....	....	....	....	1.6	0.8	0.2	0.1	0.2	0.4
Rwanda	714	237.6	61.2	57.2	44.4	43.2	50.3	9.4	2.4	1.8	2.6	3.0	2.3
Seychelles	718	0.1	0.1	0.0	0.0	0.0	0.0	0.4	0.1	0.2	0.1	0.1	0.0
South Africa	199	6.4	1.4	1.1	1.4	13.7	1.0	256.9	68.6	61.2	47.3	50.6	59.0
Swaziland	734	0.3	0.2	0.0	0.2	0.1	0.0	20.5	4.8	5.3	5.0	4.6	6.1
Tanzania	738	60.8	15.6	20.7	11.9	13.6	22.1	62.9	22.8	12.7	8.8	15.1	16.3
Zambia	754	0.9	0.1	0.4	0.2	1.9	3.2	6.1	2.1	2.1	0.5	0.4	0.6
Zimbabwe	698	0.0	0.0	0.0	0.0	0.0	0.0	3.2	0.1	0.1	0.3	0.8	0.0
Africa n.s.	799	....	....	....	2.7	5.8	3.0	....	....	....	0.5	1.0	1.2
<b>Western Hemisphere</b>	205	<b>0.6</b>	<b>....</b>	<b>0.6</b>	<b>2.8</b>	<b>0.1</b>	<b>0.0</b>	<b>17.6</b>	<b>2.7</b>	<b>2.0</b>	<b>4.4</b>	<b>4.1</b>	<b>10.7</b>
Argentina	213	....	....	....	....	....	....	4.5	0.1	0.0	0.2	0.0	0.1
Brazil	223	0.0	....	....	0.0	....	0.0	8.8	1.6	1.7	3.8	2.3	9.9
Colombia	233	....	....	....	....	....	....	0.5	0.1	0.0	0.1	0.1	0.0
Ecuador	248	0.6	....	0.6	0.0	....	....	....	....	....	....	....	....
Guatemala	258	....	....	....	....	....	....	1.4	0.0	....	....	0.9	0.0
Mexico	273	....	....	....	....	....	....	2.3	0.8	0.2	0.2	0.7	0.2
Paraguay	288	....	....	....	....	....	....	....	....	....	....	....	0.0
Uruguay	298	....	....	....	....	....	....	0.2	0.0	0.1	0.0	0.1	0.1
Western Hem. n.s.	399	....	....	....	2.8	0.1	0.0	....	....	....	0.1	0.1	0.5
<b>Other Countries n.i.e</b>	910	<b>....</b>	<b>....</b>	<b>....</b>	<b>....</b>	<b>....</b>	<b>....</b>	<b>....</b>	<b>....</b>	<b>....</b>	<b>0.0</b>	<b>0.0</b>	<b>0.2</b>
Korea, Dem. People's Rep.	954	....	....	....	....	....	....	....	....	....	0.0	0.0	0.2
<b>Countries &amp; Areas n.s.</b>	898	<b>153.9</b>	<b>35.9</b>	<b>38.1</b>	<b>28.1</b>	<b>25.8</b>	<b>29.7</b>	<b>13.3</b>	<b>3.8</b>	<b>1.8</b>	<b>0.0</b>	<b>0.0</b>	<b>0.0</b>
<b>Memorandum Items</b>													
Africa	605	1,030.1	273.7	276.7	222.2	246.4	266.8	939.1	241.8	211.9	192.0	196.4	198.1
Middle East	405	94.1	8.9	43.7	94.2	87.6	41.6	755.3	193.2	183.9	138.6	194.2	237.8
European Union	998	439.3	105.8	81.9	103.8	98.0	95.8	633.8	146.3	114.8	133.0	145.7	142.7
Export earnings: fuel	080	91.9	6.7	43.9	102.5	87.6	41.4	762.9	205.6	190.5	129.4	189.6	233.2
Export earnings: nonfuel	092	1,906.7	489.7	456.6	448.9	446.4	447.9	4,765.3	1,122.4	1,062.8	1,018.5	1,007.2	1,022.8

# Ukraine (926)

In Millions of U.S. Dollars

		Exports (FOB)						Imports (CIF)					
		2015	2015Q3	2015Q4	2016Q1	2016Q2	2016Q3	2015	2015Q3	2015Q4	2016Q1	2016Q2	2016Q3
IFS World		38,134.8	9,732.0	9,780.2	7,717.0	8,906.0	9,256.0	37,502.3	9,377.4	9,853.4	8,681.0	8,584.0	10,317.0
World	001	38,134.8	9,732.0	9,780.1	7,718.5	8,904.7	9,234.7	37,502.3	9,377.4	9,853.4	8,679.8	8,626.1	10,322.6
Advanced Economies	110	11,072.4	2,699.8	3,123.4	2,554.8	2,599.0	2,679.2	14,943.9	3,787.0	3,877.5	3,996.9	3,720.9	4,525.6
Euro Area	163	8,002.6	1,898.1	2,358.8	1,963.8	1,917.2	1,857.6	9,410.2	2,357.7	2,637.4	2,516.2	2,420.7	2,893.3
Austria	122	347.2	78.3	97.7	81.6	77.5	84.2	347.5	88.6	116.7	121.1	128.4	108.8
Belgium	124	296.8	138.6	69.6	45.5	39.4	108.9	366.7	95.0	90.9	92.9	121.0	109.8
Cyprus	423	61.5	10.3	12.2	10.9	18.2	10.0	17.1	3.2	5.0	3.6	4.6	8.0
Estonia	939	66.2	19.4	20.0	18.9	24.5	23.7	77.5	15.3	15.7	16.5	18.1	17.1
Finland	172	48.0	14.4	16.5	14.6	17.3	16.3	223.0	62.5	59.3	48.8	52.9	56.8
France	132	498.3	190.4	146.2	107.3	110.7	121.3	892.3	189.1	232.5	428.0	237.9	371.0
Germany	134	1,328.7	332.9	356.5	340.9	345.7	361.1	3,900.4	1,046.4	870.6	957.1	942.5	1,142.1
Greece	174	153.8	22.7	41.4	37.2	40.3	39.5	238.5	42.6	107.3	42.2	42.5	47.2
Ireland	178	59.2	5.9	26.1	22.3	11.6	2.1	75.4	16.0	21.0	20.0	22.0	20.7
Italy	136	1,983.4	451.4	572.5	411.4	519.7	440.3	976.6	257.9	286.9	289.4	311.5	407.5
Latvia	941	150.3	39.5	32.3	31.1	35.7	33.5	87.1	23.9	26.0	24.7	25.1	30.2
Lithuania	946	236.3	66.9	62.8	57.6	52.8	71.0	552.6	138.5	211.5	78.6	89.3	144.4
Luxembourg	137	5.9	1.3	1.4	1.0	1.3	1.5	53.1	7.2	18.3	17.7	13.8	13.6
Malta	181	12.2	0.7	1.1	0.8	6.1	0.6	16.4	4.7	5.4	2.8	3.6	1.8
Netherlands	138	905.7	158.7	266.3	277.5	243.4	216.4	452.9	120.2	130.5	115.6	137.2	139.8
Portugal	182	320.5	68.0	101.2	79.9	41.6	30.3	45.2	11.7	11.3	12.9	11.3	14.4
Slovak Republic	936	468.5	111.0	114.7	102.2	110.6	118.7	518.6	98.0	267.9	91.7	109.7	106.2
Slovenia	961	16.3	4.7	3.5	3.7	5.1	5.1	128.9	33.3	42.9	26.6	33.4	32.0
Spain	184	1,043.6	183.0	416.7	319.2	215.6	173.1	440.4	103.7	117.7	126.0	115.7	121.9
Australia	193	10.7	1.7	2.4	1.6	2.1	4.8	158.8	38.9	27.3	35.2	19.2	38.3
Canada	156	30.2	7.6	7.8	6.1	6.8	7.6	206.2	55.0	55.0	50.9	32.7	36.7
China,P.R.: Hong Kong	532	15.4	3.9	3.8	30.2	23.6	2.0	12.2	2.5	4.4	3.1	3.8	3.8
China,P.R.: Macao	546	....	....	....	....	....	....	0.0	0.0	0.0	....	....	....
Czech Republic	935	540.9	136.5	138.1	117.4	149.8	149.3	479.6	130.9	127.8	121.2	157.5	194.1
Denmark	128	144.7	40.3	44.2	31.0	37.6	38.1	147.6	38.8	45.5	40.2	55.6	43.4
Iceland	176	0.3	0.1	0.1	0.1	0.2	0.2	30.9	5.0	16.2	20.4	7.1	10.6
Israel	436	597.1	157.7	159.0	98.7	138.7	118.6	169.9	53.0	25.9	53.2	55.4	36.5
Japan	158	235.6	59.3	59.4	40.8	46.2	35.3	382.2	109.0	97.0	98.3	131.2	155.1
Korea, Republic of	542	395.4	89.0	91.9	62.4	44.6	147.6	256.4	61.0	60.1	53.0	66.8	74.1
New Zealand	196	1.9	0.5	0.5	0.2	0.2	1.7	10.0	1.8	2.0	3.1	3.0	2.7
Norway	142	12.8	2.6	2.9	2.9	3.7	3.8	741.3	237.3	42.3	40.9	31.6	38.8
Singapore	576	5.2	0.7	2.8	2.5	12.4	4.3	21.3	4.7	5.7	5.4	5.1	5.3
Sweden	144	60.6	12.4	20.0	16.1	14.5	20.6	273.5	61.8	98.2	91.3	95.2	104.1
Switzerland	146	125.6	55.6	16.7	17.2	24.5	34.0	449.6	110.3	100.6	161.7	90.7	253.5
Taiwan Prov.of China	528	41.5	5.9	8.9	9.0	12.5	16.7	141.3	40.0	39.1	43.8	41.9	52.7
United Kingdom	112	370.1	91.4	93.9	82.2	80.5	72.0	569.6	106.0	125.1	201.1	121.7	142.3
United States	111	482.0	136.5	112.3	72.4	83.9	165.0	1,483.2	373.2	368.0	458.1	381.9	440.6
Emerg. & Dev. Economies	200	26,901.0	7,000.8	6,630.7	5,134.6	6,282.7	6,554.3	22,533.3	5,584.0	5,968.3	4,673.9	4,899.6	5,794.8
Emerg. & Dev. Asia	505	4,981.9	1,342.2	1,189.2	1,198.7	1,310.9	1,395.5	4,998.6	1,263.7	1,384.7	1,368.7	1,340.4	1,671.2
Bangladesh	513	207.0	66.2	60.3	55.1	86.0	119.5	54.0	16.0	12.5	14.8	13.2	16.1
Brunei Darussalam	516	....	....	....	....	....	....	0.0	....	....	....	....	....
Cambodia	522	0.4	0.1	0.1	0.0	0.3	0.6	10.1	3.2	2.7	3.5	2.4	4.2
China,P.R.: Mainland	924	2,399.1	543.5	399.5	584.2	502.4	361.3	3,770.1	935.4	1,059.0	1,035.5	988.6	1,290.0
Fiji	819	0.0	0.0	....	....	....	....	0.0	....	0.0	....	....	....
F.T. French Polynesia	887	0.0	....	....	....	....	....	0.0	0.0	0.0	....	....	....
F.T. New Caledonia	839	0.2	0.1	0.0	....	....	....	0.0	0.0	0.0	....	....	....
India	534	1,444.2	320.0	402.3	390.5	391.9	420.5	442.9	105.1	106.4	106.8	117.9	122.9
Indonesia	536	185.9	72.6	94.8	17.9	113.0	135.8	168.9	43.0	47.2	50.4	55.7	54.0
Lao People's Dem.Rep	544	1.6	....	0.9	1.5	0.9	....	0.5	0.2	0.2	0.1	0.2	0.2
Malaysia	548	159.6	62.3	39.2	23.2	33.1	33.6	132.1	36.2	37.5	41.1	37.8	40.8
Maldives	556	0.1	....	0.0	....	0.6	0.2	....	....	....	....	....	....
Mongolia	948	28.2	6.4	8.6	3.8	7.6	9.3	0.9	0.3	0.3	0.2	0.5	0.4
Myanmar	518	12.1	4.4	6.2	32.6	3.6	10.0	0.9	0.3	0.3	0.4	0.2	0.3
Nauru	836	....	....	....	....	....	....	0.0	0.0	0.0	....	....	....
Nepal	558	9.4	5.8	2.3	4.2	7.7	3.4	0.0	0.0	0.0	0.0	0.0	0.0
Palau	565	0.0	....	0.0	....	....	....	....	....	....	....	....	....



# Ukraine (926)

In Millions of U.S. Dollars

		Exports (FOB)						Imports (CIF)					
		2015	2015Q3	2015Q4	2016Q1	2016Q2	2016Q3	2015	2015Q3	2015Q4	2016Q1	2016Q2	2016Q3
Papua New Guinea	853	0.0	0.0	....	....	....	....	0.2	0.0	0.0	....	....	....
Philippines	566	107.4	33.1	41.7	4.2	39.4	72.4	17.4	5.0	6.2	4.3	5.5	7.5
Solomon Islands	813	....	....	....	....	....	....	0.0	0.0	....	....	....	....
Sri Lanka	524	4.2	1.0	2.1	1.8	1.7	17.9	27.8	5.9	6.4	8.7	7.3	7.8
Thailand	578	334.9	180.1	111.7	67.8	95.4	196.2	120.6	33.9	38.5	35.1	43.9	43.3
Timor-Leste	537	....	....	....	....	....	....	0.0	....	0.0	....	....	....
Vanuatu	846	0.0	....	....	....	....	....	....	....	....	....	....	....
Vietnam	582	87.0	46.7	19.2	11.9	26.4	14.7	252.0	79.2	67.2	67.8	67.3	83.4
Asia n.s.	598	0.8	0.2	0.3	....	1.1	0.2	0.2	0.1	0.2	....	0.0	0.2
<b>Europe</b>	170	<b>15,038.2</b>	<b>3,902.7</b>	<b>3,741.0</b>	<b>2,612.5</b>	<b>3,389.0</b>	<b>3,474.7</b>	<b>15,969.4</b>	<b>3,975.4</b>	<b>4,187.4</b>	<b>2,911.6</b>	<b>3,185.1</b>	<b>3,738.1</b>
<b>Emerg. &amp; Dev. Europe</b>	903	<b>6,826.6</b>	<b>1,700.4</b>	<b>1,741.4</b>	<b>1,470.2</b>	<b>1,748.9</b>	<b>1,673.0</b>	<b>5,435.4</b>	<b>1,338.1</b>	<b>1,353.7</b>	<b>1,203.6</b>	<b>1,234.1</b>	<b>1,319.0</b>
Albania	914	24.9	5.0	6.7	8.1	4.4	6.0	2.9	1.3	0.4	0.7	1.3	1.1
Bosnia and Herzegovina	963	7.4	1.7	2.4	2.3	2.6	1.9	9.7	1.8	4.0	2.6	1.5	4.1
Bulgaria	918	419.5	141.2	93.2	92.2	111.3	103.2	252.9	75.6	57.4	34.0	38.0	44.0
Croatia	960	26.1	7.2	4.3	10.3	10.2	12.0	15.1	4.2	3.5	4.8	5.4	5.7
Faroe Islands	816	....	....	....	....	....	....	7.2	2.5	1.5	1.9	0.6	0.2
Gibraltar	823	0.0	0.0	0.0	....	....	....	0.0	....	....	....	....	....
Hungary	944	909.7	237.3	252.0	258.3	277.7	255.1	1,554.7	346.9	266.4	217.8	196.8	193.9
Macedonia, FYR	962	12.9	1.4	3.6	5.6	2.6	8.1	12.2	2.5	4.1	3.2	2.6	2.4
Montenegro	943	1.1	0.4	0.1	....	0.7	1.2	4.9	0.6	1.3	....	0.2	0.1
Poland	964	1,977.5	531.0	512.0	460.6	537.4	556.9	2,324.5	620.2	630.8	532.4	640.0	712.3
Romania	968	569.9	149.3	154.2	166.8	184.8	182.3	316.9	65.4	79.1	102.4	79.5	87.1
Serbia, Republic of	942	105.9	33.5	20.7	24.9	43.1	44.2	83.3	20.5	20.3	25.6	29.7	28.2
Turkey	186	2,771.7	592.3	692.2	441.2	574.1	502.2	851.2	196.7	284.8	278.2	238.5	239.9
<b>CIS</b>	901	<b>8,211.5</b>	<b>2,202.3</b>	<b>1,999.6</b>	<b>1,142.4</b>	<b>1,640.2</b>	<b>1,801.6</b>	<b>10,533.9</b>	<b>2,637.3</b>	<b>2,833.7</b>	<b>1,708.0</b>	<b>1,951.0</b>	<b>2,419.1</b>
Armenia	911	101.6	28.3	24.6	18.3	21.7	24.1	7.4	2.0	1.7	2.0	1.0	2.1
Azerbaijan, Rep. of	912	318.8	86.2	71.3	33.7	66.6	75.6	30.3	6.3	12.6	4.2	10.7	13.3
Belarus	913	870.9	228.1	236.0	147.0	226.8	252.4	2,449.1	687.3	658.7	570.3	692.3	748.5
Georgia	915	402.8	97.3	110.4	66.7	95.7	108.8	60.8	11.5	20.0	12.5	12.1	15.5
Kazakhstan	916	712.8	185.3	159.8	79.8	120.4	104.5	372.9	102.3	117.0	70.4	82.1	115.8
Kyrgyz Republic	917	75.5	17.5	14.0	6.2	13.0	11.8	5.8	0.5	4.0	0.3	0.4	0.7
Moldova	921	524.3	160.9	125.0	90.6	123.7	134.7	41.2	10.8	14.0	10.8	10.3	12.4
Russian Federation	922	4,829.9	1,317.5	1,174.5	649.9	878.0	1,026.1	7,485.2	1,797.4	1,979.8	1,020.7	1,116.3	1,478.3
Tajikistan	923	30.0	8.5	7.2	2.2	6.1	10.1	2.8	0.6	0.2	0.1	0.1	0.6
Turkmenistan	925	170.4	33.6	33.2	21.4	48.9	16.2	16.3	3.5	9.2	5.0	5.1	12.0
Uzbekistan	927	174.5	39.1	43.5	26.6	39.2	37.4	62.3	15.1	16.4	11.8	20.5	19.9
Europe n.s.	884	....	....	....	....	....	....	0.0	....	....	....	....	....
<b>Mid East, N Africa, Pak</b>	440	<b>6,012.9</b>	<b>1,568.8</b>	<b>1,504.0</b>	<b>1,162.2</b>	<b>1,396.7</b>	<b>1,456.5</b>	<b>433.2</b>	<b>91.9</b>	<b>105.7</b>	<b>108.7</b>	<b>112.6</b>	<b>110.2</b>
Afghanistan, I.R. of	512	9.0	1.9	1.6	....	1.9	2.5	0.3	0.0	0.0	....	0.0	0.0
Algeria	612	205.6	67.8	36.7	43.6	29.3	77.8	17.1	7.1	5.2	2.8	0.9	1.8
Bahrain, Kingdom of	419	0.7	0.1	0.2	....	1.0	2.9	0.1	0.0	....	....	0.0	0.0
Djibouti	611	59.8	20.1	30.4	13.1	0.3	0.9	0.0	....	0.0	....	....	....
Egypt	469	2,080.5	446.5	520.8	455.6	679.3	434.8	55.6	6.2	7.2	17.4	12.9	8.5
Iran, I.R. of	429	533.6	81.8	65.4	111.4	131.0	51.3	30.5	6.4	7.8	7.5	10.4	10.8
Iraq	433	472.7	121.7	110.6	97.8	100.2	86.9	0.0	....	....	....	....	....
Jordan	439	135.8	26.7	50.6	21.2	42.9	43.9	4.8	1.5	1.2	1.3	1.4	3.8
Kuwait	443	6.9	2.8	1.5	1.5	1.8	5.9	0.0	....	0.0	0.0	0.0	0.0
Lebanon	446	300.6	59.6	89.2	78.8	83.0	80.0	1.3	0.2	0.6	0.5	0.1	0.2
Libya	672	182.7	57.6	58.3	21.4	42.3	87.2	0.0	....	....	....	....	....
Mauritania	682	23.5	13.3	4.9	0.9	1.2	10.6	4.0	0.5	0.6	1.8	0.9	1.1
Morocco	686	212.5	40.3	77.1	55.4	41.3	85.4	28.5	6.4	8.7	6.2	11.7	7.3
Oman	449	28.0	3.8	8.1	16.7	12.5	11.3	5.9	1.9	0.9	0.3	0.4	0.5
Pakistan	564	111.0	65.2	10.1	29.0	25.3	27.4	61.2	12.2	11.8	15.8	9.9	9.3
Qatar	453	16.0	3.8	8.3	1.9	4.2	3.7	8.3	1.9	2.6	3.5	3.5	15.7
Saudi Arabia	456	761.6	347.9	152.2	81.2	72.3	284.7	145.0	28.9	43.8	30.9	39.2	31.7
Somalia	726	0.6	0.1	0.1	2.1	1.4	3.8	0.0	0.0	....	....	0.0	0.0
Sudan	732	75.2	26.5	20.5	13.4	6.1	1.9	0.2	0.0	0.0	0.0	0.1	0.1
Syrian Arab Republic	463	132.8	22.4	55.9	18.1	0.6	17.6	4.8	0.9	0.2	0.2	0.1	0.1
Tunisia	744	333.5	63.2	123.7	38.4	47.7	47.5	8.5	2.1	2.6	3.2	3.9	4.4
United Arab Emirates	466	301.8	93.7	66.9	56.0	67.3	84.6	57.1	15.8	12.5	17.2	16.9	14.8

# Ukraine (926)

In Millions of U.S. Dollars

		Exports (FOB)						Imports (CIF)					
		2015	2015Q3	2015Q4	2016Q1	2016Q2	2016Q3	2015	2015Q3	2015Q4	2016Q1	2016Q2	2016Q3
West Bank and Gaza	487	13.7	1.7	3.2	3.5	3.0	3.4	0.0	....	0.0	....	0.0	0.0
Yemen, Republic of	474	14.8	0.5	7.7	1.0	1.0	0.4	0.1	0.0	0.0	....	....	....
<b>Sub-Saharan Africa</b>	<b>603</b>	<b>630.6</b>	<b>128.2</b>	<b>149.7</b>	<b>99.4</b>	<b>142.2</b>	<b>139.7</b>	<b>487.6</b>	<b>108.9</b>	<b>120.7</b>	<b>105.7</b>	<b>85.7</b>	<b>108.2</b>
Angola	614	5.9	0.6	3.5	1.8	1.6	4.5	0.1	0.0	0.0	....	....	....
Benin	638	3.4	0.6	0.0	0.8	0.1	2.7	0.0	0.0	0.0	0.0	....	....
Botswana	616	0.0	0.0	0.0	....	....	....	0.0	....	....	....	....	....
Burkina Faso	748	1.5	0.5	0.5	0.9	1.1	0.9	0.0	....	0.0	0.0	0.0	....
Burundi	618	1.8	0.0	0.0	....	....	....	0.0	0.0	0.0	....	....	....
Cabo Verde	624	0.1	....	0.1	....	....	....	....	....	....	....	....	....
Cameroon	622	11.0	1.2	2.7	1.7	3.5	4.5	1.7	0.5	0.4	0.5	0.4	0.9
Central African Rep.	626	0.9	0.5	0.1	....	....	....	0.0	....	0.0	....	....	....
Chad	628	2.2	0.8	0.4	....	....	....	....	....	....	....	....	....
Comoros	632	0.0	0.0	0.0	....	....	....	0.1	0.0	0.1	....	....	....
Congo, Dem. Rep. of	636	9.2	0.9	7.1	16.1	0.7	0.8	6.8	0.9	5.6	0.0	0.2	1.0
Congo, Republic of	634	2.2	1.2	0.4	....	1.6	0.5	0.1	0.0	0.0	....	0.1	0.0
Côte d'Ivoire	662	23.8	1.4	3.1	5.1	2.0	1.9	39.6	8.7	11.4	9.8	4.4	10.4
Equatorial Guinea	642	10.0	4.2	0.5	....	....	....	0.0	....	0.0	....	....	....
Eritrea	643	0.0	....	....	....	....	....	....	....	....	....	....	....
Ethiopia	644	138.0	23.6	57.2	32.2	26.6	20.5	1.4	0.4	0.4	1.0	0.5	1.0
Gabon	646	1.8	0.8	0.8	....	4.4	2.2	0.0	....	....	....	1.7	0.0
Gambia, The	648	2.3	0.1	0.2	....	....	....	....	....	....	....	....	....
Ghana	652	37.5	8.2	8.9	5.0	6.3	5.0	104.2	31.1	24.3	10.0	11.0	25.6
Guinea	656	13.3	7.0	0.8	2.4	0.5	1.0	114.1	24.5	31.5	32.5	26.7	17.6
Guinea-Bissau	654	0.0	0.0	....	....	....	....	....	....	....	....	....	....
Kenya	664	49.9	12.5	9.1	4.2	8.5	13.7	6.0	0.7	1.2	1.9	1.3	1.4
Lesotho	666	0.0	....	0.0	....	....	....	0.1	0.0	0.0	....	....	....
Liberia	668	5.1	0.8	2.4	0.3	0.9	0.9	0.5	....	0.4	1.2	0.3	0.2
Madagascar	674	0.3	0.0	0.0	....	0.1	0.2	1.7	0.4	0.5	....	0.6	0.3
Malawi	676	1.0	....	0.0	0.2	....	....	15.6	2.9	3.6	7.1	5.8	5.4
Mali	678	6.1	2.3	1.1	....	6.7	2.2	0.0	0.0	0.0	....	0.2	0.0
Mauritius	684	0.9	0.2	0.2	0.1	0.0	0.6	0.3	0.0	0.1	0.1	0.0	0.2
Mozambique	688	12.8	0.1	0.8	....	2.4	0.0	17.9	4.8	4.5	3.0	2.5	2.2
Namibia	728	6.4	6.2	0.2	....	....	....	0.1	0.0	0.0	....	....	....
Niger	692	1.3	0.1	....	....	0.5	0.3	0.0	....	....	....	....	0.0
Nigeria	694	120.9	18.2	25.0	9.2	18.4	49.1	2.3	0.5	0.1	0.2	0.3	0.2
Rwanda	714	1.4	0.4	0.5	0.4	0.4	0.6	0.0	0.0	0.0	0.0	0.0	0.0
Senegal	722	53.2	15.8	9.0	11.1	20.1	22.0	0.2	0.1	0.0	0.0	0.1	0.4
Seychelles	718	0.3	0.0	0.0	....	....	....	0.5	0.1	0.2	....	....	....
Sierra Leone	724	2.0	0.7	0.2	....	0.6	0.4	0.1	0.0	0.0	....	0.1	3.1
South Africa	199	54.4	13.0	8.7	5.7	25.7	3.5	151.1	26.5	30.7	34.6	22.7	30.2
South Sudan, Rep. of	733	22.3	0.7	0.4	....	3.3	0.5	0.3	0.3	0.0	....	0.2	0.6
Swaziland	734	....	....	....	....	....	....	0.1	0.1	0.0	....	....	....
Tanzania	738	13.9	0.9	4.7	1.5	0.4	0.0	11.3	2.9	3.4	3.3	2.4	2.0
Togo	742	4.0	2.4	0.1	....	0.9	0.2	0.0	0.0	0.0	....	0.0	0.0
Uganda	746	6.3	2.2	0.7	0.9	0.2	0.7	3.4	0.8	0.6	0.6	1.3	2.0
Zambia	754	3.2	0.0	0.1	....	....	0.1	1.4	0.2	0.1	....	....	1.2
Zimbabwe	698	0.2	....	0.0	....	4.7	0.2	6.6	2.2	1.4	....	2.9	2.2
Africa n.s.	799	....	....	....	....	....	....	0.0	....	0.0	....	....	....
<b>Western Hemisphere</b>	<b>205</b>	<b>237.3</b>	<b>58.9</b>	<b>46.8</b>	<b>61.8</b>	<b>43.9</b>	<b>88.0</b>	<b>644.5</b>	<b>144.1</b>	<b>169.8</b>	<b>179.1</b>	<b>175.8</b>	<b>167.1</b>
Antigua and Barbuda	311	0.0	....	0.0	....	....	....	....	....	....	....	....	....
Argentina	213	9.6	2.2	0.3	0.4	0.4	0.7	52.6	11.4	10.0	19.5	14.6	19.2
Aruba	314	0.4	0.1	0.1	....	....	....	....	....	....	....	....	....
Bahamas, The	313	0.1	....	0.0	....	....	....	0.0	0.0	0.0	....	....	....
Barbados	316	0.0	....	0.0	....	....	....	0.0	0.0	0.0	....	....	....
Belize	339	3.7	0.1	3.4	....	0.3	0.6	0.0	0.0	0.0	....	1.0	0.0
Bolivia	218	0.2	0.0	0.1	....	....	0.0	0.8	0.1	0.1	....	....	0.5
Brazil	223	33.5	8.2	1.3	7.9	1.5	1.7	165.7	42.5	43.1	46.6	45.8	52.5
Chile	228	2.3	0.2	0.6	1.1	1.4	0.7	25.9	4.1	6.4	14.1	6.3	3.2
Colombia	233	23.0	6.6	5.4	10.8	8.8	3.8	25.6	5.7	0.8	1.0	1.5	1.9
Costa Rica	238	8.5	1.3	0.9	4.3	8.8	2.2	14.4	1.8	6.4	4.8	4.0	3.9

# Ukraine (926)

In Millions of U.S. Dollars

		Exports (FOB)						Imports (CIF)					
		2015	2015Q3	2015Q4	2016Q1	2016Q2	2016Q3	2015	2015Q3	2015Q4	2016Q1	2016Q2	2016Q3
Dominica	321	0.0	0.0	....	....	....	....	0.0	0.0	0.0	....	....	....
Dominican Republic	243	6.5	0.0	2.8	5.3	0.0	0.2	3.6	0.6	1.5	0.6	0.4	0.7
Ecuador	248	1.8	1.7	0.0	0.0	0.2	1.6	119.2	23.4	33.3	38.7	30.8	19.9
El Salvador	253	0.0	0.0	0.0	....	....	....	0.2	0.1	0.1	....	....	....
Falkland Islands	323	....	....	....	....	....	....	1.6	0.2	0.1	....	....	....
Greenland	326	....	....	....	....	0.0	....	1.4	0.3	0.4	1.2	1.3	0.4
Guatemala	258	6.5	0.0	0.4	0.1	0.2	0.0	89.0	22.2	19.9	17.9	19.1	22.4
Guyana	336	....	....	....	....	0.0	....	55.2	10.5	15.9	13.3	9.2	13.7
Haiti	263	....	....	....	....	....	....	0.0	0.0	0.0	....	....	....
Honduras	268	0.0	....	....	....	0.0	0.0	1.0	0.2	0.3	....	0.6	0.4
Jamaica	343	0.0	....	....	....	....	0.0	2.9	0.0	2.9	....	1.5	1.4
Mexico	273	118.4	31.8	25.9	22.4	15.2	69.7	61.7	13.9	17.3	17.8	35.4	23.3
Netherlands Antilles	353	0.0	0.0	....	....	....	....	....	....	....	....	....	....
Nicaragua	278	0.1	....	0.1	....	....	....	0.5	0.2	0.2	....	....	....
Panama	283	10.0	3.4	3.7	6.4	2.8	3.5	11.8	3.0	7.7	0.2	1.0	0.9
Paraguay	288	0.0	0.0	0.0	....	....	....	0.2	0.0	0.0	....	....	....
Peru	293	3.4	1.3	0.1	0.1	0.9	0.7	5.0	1.3	1.2	1.2	1.3	1.0
St. Kitts and Nevis	361	0.4	0.1	0.3	....	0.3	0.6	0.4	0.3	0.0	....	0.8	0.0
St. Vincent & Grens.	364	0.0	0.0	....	....	....	....	....	....	....	....	....	....
Suriname	366	0.1	0.0	0.0	....	....	....	0.1	0.0	0.0	....	....	....
Trinidad and Tobago	369	0.3	0.2	0.1	....	....	....	0.0	0.0	0.0	....	....	....
Uruguay	298	0.0	0.0	....	0.1	0.0	....	5.1	1.9	2.1	2.2	1.4	1.8
Venezuela, Rep. Bol.	299	0.2	0.0	0.0	....	....	....	0.2	0.1	0.1	....	....	....
Western Hem. n.s.	399	8.1	1.6	1.2	2.9	3.0	1.7	0.4	0.3	0.1	....	0.0	....
<b>Other Countries n.i.e</b>	910	<b>70.1</b>	<b>6.0</b>	<b>4.4</b>	<b>2.3</b>	<b>2.5</b>	<b>1.2</b>	<b>3.2</b>	<b>0.3</b>	<b>0.9</b>	<b>1.0</b>	<b>1.1</b>	<b>2.2</b>
Cuba	928	36.4	3.2	1.9	2.3	2.5	1.2	1.2	0.2	0.6	0.2	0.3	0.1
Korea, Dem. People's Rep.	954	33.7	2.8	2.6	....	....	....	2.0	0.2	0.2	0.8	0.8	2.1
<b>Special Categories</b>	899	....	....	....	....	....	....	<b>0.0</b>	....	....	....	....	....
<b>Countries &amp; Areas n.s.</b>	898	<b>91.3</b>	<b>25.3</b>	<b>21.6</b>	<b>26.8</b>	<b>20.5</b>	....	<b>21.9</b>	<b>6.1</b>	<b>6.6</b>	<b>8.0</b>	<b>4.5</b>	....
<b>Memorandum Items</b>													
Africa	605	1,519.2	358.7	442.7	266.4	266.0	367.1	545.6	124.7	137.7	119.8	103.1	122.3
Middle East	405	4,982.1	1,270.5	1,199.0	966.1	1,242.4	1,198.6	313.5	63.6	76.8	78.8	85.1	86.1
European Union	998	13,021.6	3,244.9	3,670.6	3,198.7	3,320.9	3,247.0	15,344.5	3,807.4	4,071.1	3,861.4	3,810.3	4,420.0
Export earnings: fuel	080	8,747.0	2,439.1	1,991.4	1,239.0	1,615.2	1,981.4	8,317.4	2,001.5	2,226.0	1,202.4	1,320.1	1,717.7
Export earnings: nonfuel	092	29,387.9	7,292.9	7,788.7	6,479.6	7,289.5	7,253.3	29,184.9	7,375.9	7,627.4	7,477.4	7,306.0	8,604.9

# United Arab Emirates (466)

In Millions of U.S. Dollars

		Exports (FOB)						Imports (CIF)					
		2015	2015Q3	2015Q4	2016Q1	2016Q2	2016Q3	2015	2015Q3	2015Q4	2016Q1	2016Q2	2016Q3
IFS World		265,000.0	....	....	....	....	....	230,000.0	....	....	....	....	....
World	001	206,900.7	52,792.4	49,006.3	43,841.1	50,062.2	50,398.5	288,008.7	70,138.9	71,144.8	64,175.0	70,668.3	65,416.9
Advanced Economies	110	62,893.8	16,022.8	13,870.1	14,993.0	17,142.9	18,760.9	90,469.0	21,723.4	22,916.7	20,394.2	21,740.8	20,214.9
Euro Area	163	7,916.8	1,892.3	1,937.0	1,890.1	2,285.9	2,064.8	31,541.7	7,801.3	8,358.7	6,933.6	8,078.5	6,970.3
Austria	122	143.7 e	39.2 e	46.7 e	89.4 e	35.9 e	27.6 e	834.7	192.9 r	198.7 r	171.5 r	180.1 r	146.7 r
Belgium	124	2,946.4 e	607.2 e	736.7 e	645.2 e	685.3 e	728.6 e	3,801.9	796.9 r	1,176.4 r	889.4 r	975.9 r	971.2 r
Cyprus	423	24.8 e	3.5 e	4.5 e	4.5 e	6.1 e	21.8 e	28.6	6.6 r	4.9 r	13.9 r	7.8 r	4.9 r
Estonia	939	1.9 e	0.6 e	1.0 e	0.9 e	0.6 e	0.7 e	33.5	11.5 r	9.2 r	7.3 r	11.7 r	8.0 r
Finland	172	18.0 e	6.8 e	3.0 e	3.0 e	1.9 e	3.3 e	304.1	69.2 r	107.6 r	65.0 r	70.4 r	59.8 r
France	132	1,098.6 e	259.1 e	400.2 e	230.9 e	352.7 e	273.4 e	4,662.0	1,045.1 r	1,147.2 r	1,126.8 r	1,058.8 r	1,063.7 r
Germany	134	872.8 e	203.1 e	198.3 e	212.6 e	229.5 e	192.5 e	11,931.5	3,299.9 r	3,190.4 r	2,527.8 r	3,479.7 r	2,511.1 r
Greece	174	64.9 e	11.5 e	11.0 e	8.7 e	12.3 e	9.7 e	151.7	53.0 r	39.8 r	29.1 r	26.1 r	35.7 r
Ireland	178	76.9 e	6.3 e	6.2 e	16.8 e	7.3 e	7.5 e	510.1	123.1 r	125.2 r	113.7 r	129.1 r	132.5 r
Italy	136	891.5 e	244.3 e	149.9 e	182.5 e	358.2 e	286.1 e	5,501.7	1,280.9 r	1,402.0 r	1,127.6 r	1,219.6 r	1,158.0 r
Latvia	941	6.2 e	1.3 e	0.8 e	0.7 e	1.3 e	1.8 e	14.8	4.4 r	2.1 r	4.2 r	3.7 r	2.5 r
Lithuania	946	1.9 e	0.6 e	0.1 e	0.4 e	0.9 e	0.7 e	30.3	5.0 r	15.1 r	15.3 r	6.6 r	6.5 r
Luxembourg	137	8.5 e	0.9 e	3.3 e	4.0 e	4.0 e	4.2 e	84.2	16.2 r	12.6 r	13.1 r	16.8 r	14.6 r
Malta	181	11.8 e	2.5 e	3.6 e	2.2 e	1.7 e	2.4 e	20.9	2.4 r	3.8 r	9.9 r	8.5 r	2.2 r
Netherlands	138	1,231.8 e	342.9 e	253.9 e	383.9 e	499.3 e	377.6 e	1,442.7	359.8 r	375.0 r	337.1 r	352.7 r	341.7 r
Portugal	182	21.6 e	4.8 e	7.3 e	3.6 e	2.2 e	4.7 e	214.1	55.4 r	59.1 r	50.5 r	52.6 r	50.4 r
Slovak Republic	936	1.7 e	0.3 e	0.3 e	0.3 e	0.3 e	0.2 e	265.3	75.5 r	71.2 r	51.0 r	70.0 r	57.9 r
Slovenia	961	4.8 e	1.8 e	1.6 e	3.3 e	2.9 e	1.7 e	58.0	13.3 r	13.1 r	14.5 r	16.9 r	16.0 r
Spain	184	489.0 e	155.6 e	108.6 e	97.4 e	83.5 e	120.3 e	1,651.5	390.1 r	405.2 r	366.0 r	391.3 r	387.0 r
Australia	193	1,845.1 e	323.1 e	315.2 e	302.0 e	382.3 e	444.3 e	2,168.7	513.4 r	496.4 r	422.0 r	510.8 r	377.0 r
Canada	156	110.4 e	31.0 e	27.8 e	30.8 e	29.3 e	20.5 e	1,737.4	367.5 r	428.8 r	350.6 r	445.2 r	335.1 r
China,P.R.: Hong Kong	532	3,834.9 e	897.6 e	958.3 e	998.8 e	931.0 e	884.2 e	3,418.6	846.9 r	933.8 r	1,032.7 r	953.8 r	915.2 r
China,P.R.: Macao	546	6.6 e	1.7 e	1.8 e	0.3 e	0.0 e	0.1 e	0.7	0.2 r	0.3 r	0.1 r	0.2 r	0.2 r
Czech Republic	935	77.7 e	12.8 e	12.2 e	11.9 e	13.7 e	14.8 e	469.7	124.8 r	114.8 r	117.8 r	111.5 r	116.7 r
Denmark	128	32.6 e	7.4 e	8.7 e	7.1 e	5.9 e	26.1 e	347.4	71.5 r	80.4 r	87.6 r	81.1 r	85.5 r
Iceland	176	0.3 e	0.1 e	0.1 e	0.1 e	0.1 e	0.1 e	3.4	1.1 r	0.9 r	0.8 r	0.7 r	0.9 r
Japan	158	22,181.7 e	6,252.3 e	4,475.6 e	3,793.2 e	3,628.1 e	4,623.1 e	10,396.9	2,495.3 r	2,802.9 r	2,442.0 r	2,323.9 r	2,599.1 r
Korea, Republic of	542	8,127.0 e	2,208.6 e	1,873.7 e	1,412.1 e	1,348.0 e	1,848.3 e	5,277.8	1,043.4 r	1,175.0 r	1,148.9 r	1,375.3 r	1,031.1 r
New Zealand	196	302.1 e	85.4 e	61.6 e	61.9 e	209.3 e	185.3 e	533.9	88.9 r	115.8 r	103.4 r	102.9 r	70.3 r
Norway	142	44.3 e	13.5 e	18.3 e	5.4 e	8.7 e	4.5 e	239.5	42.1 r	51.5 r	50.6 r	54.6 r	45.4 r
San Marino	135	....	....	....	....	....	....	3.1	0.8 r	0.8 r	0.7 r	0.8 r	0.7 r
Singapore	576	7,710.2 e	2,040.4 e	1,612.3 e	1,148.1 e	1,576.2 e	2,050.1 e	2,253.6	485.6 r	507.4 r	413.9 r	398.5 r	406.9 r
Sweden	144	51.5 e	17.3 e	9.5 e	6.4 e	5.6 e	4.6 e	920.7	203.5 r	283.9 r	170.9 r	218.1 r	189.7 r
Switzerland	146	3,654.5 e	507.0 e	824.6 e	3,648.8 e	5,018.7 e	4,992.9 e	4,665.9	1,047.8 r	1,247.7 r	950.8 r	918.6 r	810.0 r
Taiwan Prov.of China	528	3,244.0 e	802.3 e	770.7 e	504.4 e	615.8 e	525.1 e	983.8	243.1 r	218.7 r	213.1 r	244.1 r	188.2 r
United Kingdom	112	1,430.5 e	386.2 e	404.5 e	343.5 e	355.4 e	298.8 e	6,171.7	1,507.9 r	1,277.1 r	1,193.0 r	1,321.2 r	1,337.7 r
United States	111	2,323.5 e	543.8 e	558.3 e	828.1 e	729.0 e	773.4 e	19,334.5	4,838.4 r	4,821.7 r	4,761.9 r	4,601.2 r	4,735.0 r
Emerg. & Dev. Economies	200	124,847.9	31,877.4	30,864.5	25,074.8	28,753.9	27,295.5	91,464.5	21,529.1	21,209.7	20,362.8	23,373.6	22,126.7
Emerg. & Dev. Asia	505	45,121.1	11,242.9	10,512.1	8,696.9	9,808.1	9,946.1	52,999.9	12,492.3	11,748.1	11,722.4	13,799.7	12,780.0
Bangladesh	513	592.3 e	100.3 e	150.1 e	142.3 e	153.7 e	150.3 e	277.4	58.3 r	71.5 r	69.0 r	83.8 r	82.1 r
Bhutan	514	1.6 e	0.1 e	0.2 e	0.2 e	0.2 e	0.1 e	0.0	0.0 r	0.0 r	0.0 r	0.0 r	0.0 r
Brunei Darussalam	516	7.4 e	1.7 e	2.9 e	1.0 e	0.9 e	0.9 e	7.0	1.8 r	1.8 r	1.5 r	1.7 r	1.5 r
Cambodia	522	14.0 e	3.6 e	3.6 e	3.4 e	3.9 e	3.6 e	102.4	26.0 r	26.1 r	22.6 r	24.7 r	22.3 r
China,P.R.: Mainland	924	10,641.9 e	2,398.2 e	2,883.5 e	2,175.6 e	2,096.3 e	2,306.5 e	22,845.1	5,024.7 r	4,795.5 r	4,246.1 r	5,688.3 r	5,272.3 r
Fiji	819	2.9 e	0.8 e	0.7 e	0.4 e	0.5 e	0.5 e	2.4	0.6 r	0.6 r	0.5 r	0.6 r	0.5 r
F.T. French Polynesia	887	0.4 e	0.1 e	0.1 e	0.1 e	0.1 e	0.1 e	0.0	0.0 r	0.0 r	0.0 r	0.0 r	0.0 r
F.T. New Caledonia	839	10.6 e	2.7 e	2.7 e	2.8 e	2.8 e	2.8 e	0.3	0.1 r	0.1 r	0.1 r	0.1 r	0.1 r
Guam	829	....	....	....	....	....	....	0.0	0.0 r	0.0 r	0.0 r	0.0 r	0.0 r
India	534	19,298.5 e	5,080.6 e	4,498.9 e	3,761.6 e	4,678.7 e	4,510.9 e	17,859.6	4,489.2 r	4,031.6 r	4,586.2 r	5,030.7 r	4,676.9 r
Indonesia	536	1,279.3 e	299.7 e	335.8 e	294.2 e	280.2 e	268.3 e	1,547.4	331.5 r	356.3 r	368.6 r	406.7 r	376.3 r
Kiribati	826	....	....	....	....	....	....	0.9	0.2 r	0.2 r	0.2 r	0.2 r	0.2 r
Lao People's Dem.Rep	544	....	....	....	....	....	....	0.5	0.1 r	0.1 r	0.1 r	0.1 r	0.1 r
Malaysia	548	2,926.5 e	828.9 e	737.6 e	575.0 e	483.4 e	482.2 e	2,956.7	737.1 r	626.5 r	709.8 r	810.2 r	697.8 r
Maldives	556	299.1 e	70.5 e	73.4 e	77.5 e	96.5 e	88.8 e	2.1	0.5 r	0.5 r	0.5 r	0.5 r	0.5 r
Mongolia	948	1.3 e	0.4 e	0.4 e	0.4 e	0.3 e	0.3 e	1.1	0.3 r	0.3 r	0.3 r	0.3 r	0.3 r
Myanmar	518	120.7 e	30.9 e	32.5 e	29.2 e	27.1 e	28.2 e	87.8	22.3 r	22.4 r	19.4 r	21.1 r	19.1 r

# United Arab Emirates (466)

In Millions of U.S. Dollars

		Exports (FOB)						Imports (CIF)					
		2015	2015Q3	2015Q4	2016Q1	2016Q2	2016Q3	2015	2015Q3	2015Q4	2016Q1	2016Q2	2016Q3
Nepal	558	251.2 e	46.4 e	45.6 e	40.1 e	60.7 e	65.5 e	1.8	0.5 r	0.5 r	0.4 r	0.4 r	0.4 r
Palau	565	0.0 e	0.0 e	0.0 e	0.0 e	0.0 e	0.0 e	....	....	....	....	....	....
Papua New Guinea	853	....	....	....	....	....	....	0.0	0.0 r	0.0 r	0.0 r	0.0 r	0.0 r
Philippines	566	492.6 e	143.7 e	52.8 e	99.0 e	106.0 e	108.9 e	390.4	93.7 r	90.7 r	75.2 r	84.4 r	77.9 r
Samoa	862	0.0 e	0.0 e	0.0 e	0.0 e	0.0 e	0.0 e	....	....	....	....	....	....
Solomon Islands	813	....	....	....	....	....	....	0.3	0.1 r	0.1 r	0.1 r	0.1 r	0.1 r
Sri Lanka	524	1,015.1 e	265.0 e	249.1 e	171.1 e	236.7 e	246.1 e	216.2	48.1 r	48.3 r	54.1 r	42.6 r	45.1 r
Thailand	578	7,673.1 e	1,843.1 e	1,319.8 e	1,215.0 e	1,456.7 e	1,551.6 e	2,821.4	674.1 r	687.1 r	711.2 r	668.8 r	662.9 r
Timor-Leste	537	0.1 e	0.0 e	0.0 e	0.0 e	0.0 e	0.0 e	....	....	....	....	....	....
Tonga	866	0.1 e	0.0 e	0.0 e	0.0 e	0.1 e	0.0 e	....	....	....	....	....	....
Vanuatu	846	0.0 e	0.0 e	0.0 e	0.0 e	0.0 e	0.0 e	0.1	0.0 r	0.0 r	0.0 r	0.0 r	0.0 r
Vietnam	582	492.0 e	126.0 e	122.2 e	108.0 e	123.4 e	130.4 e	2,378.5	602.9 r	605.8 r	525.1 r	573.0 r	517.4 r
Asia n.s.	598	....	....	....	....	....	....	1,500.5	380.3 r	382.2 r	331.3 r	361.5 r	326.4 r
<b>Europe</b>	<b>170</b>	<b>2,836.3</b>	<b>804.5</b>	<b>653.4</b>	<b>528.9</b>	<b>1,350.9</b>	<b>870.4</b>	<b>6,812.8</b>	<b>1,481.6</b>	<b>1,485.4</b>	<b>1,529.0</b>	<b>1,713.4</b>	<b>1,690.1</b>
<b>Emerg. &amp; Dev. Europe</b>	<b>903</b>	<b>2,154.6</b>	<b>584.8</b>	<b>492.4</b>	<b>418.2</b>	<b>1,076.9</b>	<b>731.3</b>	<b>5,141.5</b>	<b>1,093.0</b>	<b>976.7</b>	<b>1,129.3</b>	<b>1,286.9</b>	<b>1,243.2</b>
Albania	914	5.2 e	1.4 e	1.5 e	1.2 e	1.5 e	1.3 e	4.2	1.1 r	1.1 r	0.9 r	1.0 r	0.9 r
Bosnia and Herzegovina	963	6.8 e	1.8 e	1.7 e	1.5 e	1.8 e	1.8 e	11.3	2.4 r	2.4 r	2.3 r	2.7 r	2.6 r
Bulgaria	918	74.3 e	8.8 e	6.2 e	6.4 e	4.8 e	5.1 e	359.3	70.3 r	94.0 r	106.0 r	34.1 r	88.8 r
Croatia	960	8.3 e	2.1 e	2.0 e	1.0 e	0.6 e	1.0 e	51.2	14.5 r	8.5 r	26.1 r	7.1 r	23.2 r
Faroe Islands	816	0.0 e	0.0 e	0.0 e	0.0 e	0.0 e	0.0 e	0.1	0.0 r	0.0 r	0.0 r	0.0 r	0.0 r
Hungary	944	4.3 e	1.9 e	0.9 e	1.0 e	1.0 e	0.9 e	373.9	78.0 r	76.9 r	62.8 r	74.3 r	67.6 r
Macedonia, FYR	962	1.6 e	0.4 e	0.4 e	0.4 e	0.5 e	0.5 e	3.1	0.8 r	0.8 r	0.7 r	0.8 r	0.7 r
Montenegro	943	0.2 e	0.1 e	0.1 e	0.2 e	0.2 e	0.1 e	0.0	0.0 r	0.0 r	0.0 r	0.0 r	0.0 r
Poland	964	113.1 e	30.1 e	20.2 e	23.2 e	27.6 e	30.9 e	558.3	91.3 r	100.4 r	123.3 r	143.1 r	111.5 r
Romania	968	32.5 e	10.6 e	4.0 e	3.1 e	2.7 e	8.1 e	346.6	95.3 r	76.7 r	113.3 r	86.4 r	197.7 r
Serbia, Republic of	942	13.4 e	1.6 e	4.4 e	9.2 e	9.6 e	5.0 e	14.5	3.7 r	5.1 r	10.6 r	4.1 r	9.1 r
Turkey	186	1,895.0 e	526.2 e	451.0 e	370.8 e	1,026.5 e	676.5 e	3,419.0	735.7 r	610.8 r	683.2 r	933.3 r	741.0 r
<b>CIS</b>	<b>901</b>	<b>681.7</b>	<b>219.7</b>	<b>161.0</b>	<b>110.8</b>	<b>274.0</b>	<b>139.1</b>	<b>1,671.1</b>	<b>388.6</b>	<b>508.7</b>	<b>399.7</b>	<b>426.5</b>	<b>446.9</b>
Armenia	911	41.1 e	11.2 e	14.4 e	8.4 e	11.9 e	12.3 e	2.7	0.5 r	0.6 r	1.7 r	2.1 r	7.2 r
Azerbaijan, Rep. of	912	62.9 e	19.5 e	12.6 e	9.0 e	10.7 e	11.7 e	4.3	0.6 r	0.5 r	0.6 r	0.8 r	0.9 r
Belarus	913	4.5 e	0.9 e	1.5 e	0.9 e	2.4 e	1.5 e	9.1	2.1 r	3.4 r	2.4 r	1.9 r	1.4 r
Georgia	915	200.8 e	82.5 e	43.2 e	24.1 e	35.1 e	34.0 e	5.3	0.4 r	1.6 r	2.2 r	1.7 r	0.8 r
Kazakhstan	916	63.3 e	16.5 e	14.9 e	10.4 e	15.0 e	14.0 e	79.2	20.1 r	20.2 r	17.5 r	19.1 r	17.2 r
Kyrgyz Republic	917	5.6 e	1.5 e	1.4 e	1.1 e	1.5 e	1.4 e	89.0	22.6 r	22.7 r	19.7 r	21.4 r	19.4 r
Moldova	921	0.8 e	0.2 e	0.2 e	0.2 e	0.2 e	0.2 e	5.7	1.4 r	1.4 r	1.3 r	1.4 r	1.2 r
Russian Federation	922	155.1 e	45.1 e	31.7 e	26.8 e	154.7 e	27.0 e	1,214.9	261.7 r	399.5 r	307.2 r	321.7 r	329.6 r
Tajikistan	923	93.7 e	27.4 e	29.5 e	13.7 e	26.6 e	23.0 e	0.4	0.1 r	0.1 r	0.1 r	0.1 r	0.1 r
Turkmenistan	925	....	....	....	....	....	....	10.7	2.7 r	2.7 r	....	....	....
Ukraine	926	53.9 e	14.9 e	11.8 e	16.2 e	15.9 e	13.9 e	229.5	71.3 r	50.9 r	42.6 r	51.2 r	64.4 r
Uzbekistan	927	....	....	....	....	....	....	20.3	4.9 r	5.0 r	4.5 r	5.0 r	4.7 r
Europe n.s.	884	....	....	....	....	....	....	0.2	0.0 r	0.0 r	0.0 r	0.0 r	0.0 r
<b>Mid East, N Africa, Pak</b>	<b>440</b>	<b>68,896.3</b>	<b>17,795.7</b>	<b>17,892.2</b>	<b>14,290.7</b>	<b>15,734.2</b>	<b>14,558.9</b>	<b>14,961.9</b>	<b>3,448.6</b>	<b>3,645.4</b>	<b>3,196.1</b>	<b>3,637.5</b>	<b>3,408.5</b>
Afghanistan, I.R. of	512	302.4 e	65.4 e	75.2 e	102.0 e	101.7 e	83.8 e	19.5	5.0 r	5.0 r	4.3 r	4.7 r	4.3 r
Algeria	612	297.6 e	78.4 e	85.6 e	83.9 e	89.1 e	87.5 e	6.8	1.7 r	1.7 r	1.5 r	1.6 r	1.5 r
Bahrain, Kingdom of	419	1,103.4 e	275.5 e	280.8 e	239.2 e	233.3 e	213.0 e	717.4	168.5 r	166.5 r	150.7 r	171.8 r	160.7 r
Djibouti	611	343.0 e	95.2 e	98.7 e	80.7 e	103.0 e	94.8 e	26.1	6.6 r	6.6 r	5.8 r	6.3 r	5.7 r
Egypt	469	1,357.4 e	328.0 e	202.7 e	155.1 e	170.0 e	152.3 e	921.4	173.6 r	260.9 r	285.9 r	327.6 r	307.4 r
Iran, I.R. of	429	15,301.3 e	3,752.7 e	3,756.2 e	3,230.1 e	4,353.1 e	4,196.6 e	765.0	173.1 r	187.0 r	193.1 r	242.8 r	243.2 r
Iraq	433	....	....	....	....	....	....	851.5	215.8 r	216.9 r	188.0 r	205.1 r	185.2 r
Jordan	439	795.3 e	261.1 e	212.9 e	152.8 e	218.4 e	152.6 e	299.9	77.1 r	73.7 r	56.8 r	77.9 r	91.6 r
Kuwait	443	2,807.7 e	669.9 e	698.4 e	564.8 e	622.7 e	554.1 e	750.7	161.3 r	160.4 r	158.5 r	194.5 r	191.7 r
Lebanon	446	366.0 e	94.3 e	87.5 e	69.8 e	72.4 e	68.2 e	396.3	89.4 r	106.6 r	77.9 r	85.9 r	78.2 r
Libya	672	52.7 e	13.1 e	11.0 e	9.0 e	10.8 e	9.5 e	1,361.4	345.1 r	346.8 r	300.6 r	328.0 r	296.2 r
Mauritania	682	483.3 e	123.4 e	141.2 e	116.2 e	137.4 e	101.7 e	0.9	0.2 r	0.2 r	0.2 r	0.2 r	0.2 r
Morocco	686	508.3 e	136.7 e	136.2 e	182.9 e	207.3 e	182.6 e	134.7	50.6 r	33.6 r	19.5 r	20.8 r	18.5 r
Oman	449	27,254.1 e	7,526.9 e	7,475.1 e	5,114.0 e	4,949.1 e	4,805.4 e	1,696.2	429.9 r	432.0 r	374.5 r	408.6 r	369.0 r
Pakistan	564	5,410.1 e	1,293.5 e	1,421.1 e	1,295.9 e	1,577.6 e	1,530.9 e	641.1	142.3 r	143.1 r	138.9 r	168.0 r	163.9 r
Qatar	453	2,700.1 e	646.8 e	718.5 e	696.3 e	640.7 e	615.0 e	772.8	161.1 r	152.2 r	146.1 r	176.3 r	171.8 r
Saudi Arabia	456	8,103.1 e	1,966.3 e	2,060.7 e	1,759.4 e	1,709.4 e	1,324.2 e	3,952.0	979.9 r	991.0 r	882.5 r	988.0 r	910.8 r
Somalia	726	....	....	....	....	....	....	122.3	32.3 r	32.5 r	27.1 r	28.4 r	24.8 r

# United Arab Emirates (466)

In Millions of U.S. Dollars

		Exports (FOB)						Imports (CIF)					
		2015	2015Q3	2015Q4	2016Q1	2016Q2	2016Q3	2015	2015Q3	2015Q4	2016Q1	2016Q2	2016Q3
Sudan	732	788.6 e	246.1 e	184.8 e	166.7 e	204.1 e	164.9 e	1,376.5	198.0 r	291.0 r	147.6 r	161.1 r	145.4 r
Syrian Arab Republic	463	66.4 e	16.7 e	17.8 e	14.6 e	14.5 e	13.9 e	42.1	10.7 r	10.7 r	9.3 r	10.1 r	9.2 r
Tunisia	744	112.7 e	25.2 e	27.1 e	25.2 e	28.2 e	24.4 e	78.9	20.0 r	20.1 r	20.5 r	20.9 r	20.4 r
West Bank and Gaza	487	31.2 e	7.9 e	7.8 e	8.5 e	10.6 e	9.5 e	13.4	3.5 r	3.5 r	2.9 r	3.1 r	2.7 r
Yemen, Republic of	474	711.5 e	172.6 e	192.7 e	223.5 e	281.0 e	173.9 e	14.7	2.8 r	3.3 r	4.0 r	5.6 r	6.0 r
<b>Sub-Saharan Africa</b>	<b>603</b>	<b>7,225.0</b>	<b>1,796.6</b>	<b>1,654.4</b>	<b>1,313.9</b>	<b>1,761.5</b>	<b>1,804.8</b>	<b>12,195.1</b>	<b>2,988.3</b>	<b>3,277.9</b>	<b>2,940.6</b>	<b>3,297.8</b>	<b>3,133.6</b>
Angola	614	367.1 e	69.6 e	61.5 e	46.6 e	59.6 e	74.3 e	1,056.6	267.8 r	269.1 r	233.3 r	254.5 r	229.9 r
Benin	638	31.4 e	7.8 e	7.6 e	5.0 e	5.8 e	5.0 e	223.1	56.5 r	56.8 r	49.3 r	53.7 r	48.5 r
Botswana	616	31.6 e	7.7 e	7.0 e	6.3 e	6.9 e	6.6 e	505.7	128.2 r	128.8 r	111.7 r	121.8 r	110.0 r
Burkina Faso	748	9.4 e	2.6 e	2.0 e	2.1 e	2.4 e	2.4 e	3.3	0.8 r	0.8 r	0.7 r	0.8 r	0.7 r
Burundi	618	26.2 e	6.3 e	5.3 e	6.1 e	6.3 e	7.9 e	164.7	41.7 r	41.9 r	36.4 r	39.7 r	35.8 r
Cabo Verde	624	0.4 e	0.1 e	0.1 e	0.1 e	0.1 e	0.1 e	0.1	0.0 r	0.0 r	0.0 r	0.0 r	0.0 r
Cameron	622	60.2 e	13.3 e	14.1 e	11.8 e	15.2 e	15.1 e	376.0	95.3 r	95.8 r	83.0 r	90.6 r	81.8 r
Central African Rep.	626	5.1 e	1.5 e	1.2 e	1.2 e	1.0 e	1.1 e	0.3	0.1 r	0.1 r	0.1 r	0.1 r	0.1 r
Chad	628	....	....	....	....	....	....	72.7	18.4 r	18.5 r	16.1 r	17.5 r	15.8 r
Comoros	632	37.0 e	7.3 e	12.0 e	9.8 e	17.1 e	10.5 e	12.4	3.2 r	3.1 r	2.6 r	2.8 r	2.4 r
Congo, Dem. Rep. of	636	....	....	....	....	....	....	157.1	39.8 r	40.0 r	34.7 r	37.8 r	34.2 r
Congo, Republic of	634	100.4 e	27.4 e	21.7 e	19.1 e	17.3 e	20.2 e	779.7	195.5 r	199.3 r	177.7 r	199.0 r	183.5 r
Côte d'Ivoire	662	44.2 e	11.4 e	11.4 e	9.1 e	10.9 e	8.8 e	33.0	8.3 r	8.3 r	7.2 r	7.8 r	7.0 r
Equatorial Guinea	642	....	....	....	....	....	....	3.1	0.8 r	0.8 r	0.7 r	0.8 r	0.7 r
Eritrea	643	93.6 e	15.8 e	33.8 e	12.5 e	21.4 e	12.8 e	20.8	5.3 r	5.3 r	4.6 r	5.0 r	4.5 r
Ethiopia	644	404.1 e	96.2 e	109.8 e	89.7 e	105.4 e	106.0 e	115.0	29.1 r	29.3 r	25.4 r	27.7 r	25.0 r
Gabon	646	36.3 e	8.4 e	11.8 e	6.2 e	6.2 e	8.1 e	21.0	5.7 r	5.9 r	5.0 r	5.3 r	4.6 r
Gambia, The	648	5.2 e	1.4 e	1.4 e	1.4 e	1.7 e	1.8 e	2.4	0.6 r	0.6 r	0.5 r	0.6 r	0.5 r
Ghana	652	302.8 e	82.4 e	81.1 e	65.1 e	81.7 e	70.9 e	536.9	136.1 r	136.7 r	118.5 r	129.3 r	116.8 r
Guinea	656	131.4 e	35.2 e	32.2 e	27.2 e	31.7 e	28.6 e	186.1	47.2 r	47.4 r	41.1 r	44.8 r	40.5 r
Guinea-Bissau	654	....	....	....	....	....	....	4.1	1.0 r	1.0 r	0.9 r	1.0 r	0.9 r
Kenya	664	1,048.6 e	264.3 e	277.6 e	210.6 e	286.1 e	270.4 e	109.3	25.0 r	26.8 r	27.2 r	33.8 r	33.7 r
Lesotho	666	0.5 e	0.1 e	0.1 e	0.1 e	0.1 e	0.1 e	19.6	5.0 r	5.0 r	4.3 r	4.7 r	4.3 r
Liberia	668	....	....	....	....	....	....	109.6	27.8 r	27.9 r	24.2 r	26.4 r	23.8 r
Madagascar	674	178.7 e	43.3 e	47.4 e	39.2 e	51.6 e	48.9 e	137.5	34.8 r	35.0 r	30.3 r	33.1 r	29.9 r
Malawi	676	239.3 e	68.0 e	54.4 e	39.7 e	47.6 e	51.6 e	58.4	14.8 r	14.9 r	12.9 r	14.1 r	12.7 r
Mali	678	30.6 e	7.8 e	8.5 e	8.8 e	9.0 e	8.3 e	2,508.3	635.8 r	638.9 r	553.8 r	604.3 r	545.6 r
Mauritius	684	67.5 e	23.0 e	19.1 e	12.5 e	16.4 e	14.8 e	12.2	2.7 r	0.7 r	0.6 r	0.6 r	0.6 r
Mozambique	688	322.3 e	79.8 e	79.9 e	51.9 e	65.1 e	61.9 e	87.8	22.2 r	22.4 r	19.4 r	21.1 r	19.1 r
Namibia	728	14.5 e	3.7 e	3.5 e	2.8 e	3.0 e	3.0 e	17.8	4.5 r	4.5 r	3.9 r	4.3 r	3.9 r
Niger	692	8.3 e	2.4 e	2.0 e	1.2 e	1.5 e	1.4 e	178.9	45.3 r	45.6 r	39.5 r	43.1 r	38.9 r
Nigeria	694	493.9 e	121.3 e	113.3 e	70.6 e	91.1 e	78.6 e	547.4	138.8 r	139.4 r	120.9 r	131.9 r	119.1 r
Rwanda	714	89.7 e	19.9 e	24.5 e	21.1 e	25.8 e	44.5 e	72.5	18.4 r	18.5 r	16.0 r	17.5 r	15.8 r
São Tomé & Príncipe	716	1.4 e	0.4 e	0.4 e	0.3 e	0.6 e	0.4 e	....	....	....	....	....	....
Senegal	722	93.5 e	18.4 e	31.3 e	22.1 e	24.5 e	25.6 e	125.2	20.8 r	19.3 r	13.2 r	14.4 r	13.0 r
Seychelles	718	240.0 e	53.0 e	53.7 e	38.6 e	42.1 e	44.1 e	0.9	0.2 r	0.2 r	0.2 r	0.2 r	0.2 r
Sierra Leone	724	207.8 e	39.8 e	49.9 e	47.5 e	45.5 e	36.9 e	32.0	8.1 r	8.1 r	7.1 r	7.7 r	7.0 r
South Africa	199	1,093.5 e	318.5 e	133.8 e	155.9 e	288.6 e	297.2 e	1,594.3	397.6 r	395.8 r	371.3 r	493.1 r	579.3 r
Swaziland	734	0.8 e	0.2 e	0.2 e	0.2 e	0.2 e	0.2 e	7.9	2.0 r	2.0 r	1.8 r	1.9 r	1.7 r
Tanzania	738	791.3 e	176.9 e	188.6 e	144.0 e	202.4 e	196.1 e	932.3	236.3 r	237.5 r	205.8 r	224.6 r	202.8 r
Togo	742	23.8 e	6.3 e	5.4 e	5.8 e	6.0 e	5.9 e	321.3	81.4 r	81.8 r	87.5 r	87.6 r	87.5 r
Uganda	746	382.9 e	108.4 e	99.8 e	77.0 e	85.5 e	129.5 e	105.4	5.5 r	52.9 r	118.2 r	110.0 r	50.9 r
Zambia	754	166.0 e	35.4 e	35.8 e	35.8 e	68.2 e	94.6 e	736.3	127.3 r	358.4 r	287.9 r	333.0 r	355.8 r
Zimbabwe	698	43.7 e	11.1 e	11.1 e	8.7 e	9.7 e	10.4 e	206.4	52.3 r	52.6 r	45.6 r	49.7 r	44.9 r
Africa n.s.	799	....	....	....	....	....	....	0.0	0.0 r	0.0 r	0.0 r	0.0 r	0.0 r
<b>Western Hemisphere</b>	<b>205</b>	<b>769.2</b>	<b>237.7</b>	<b>152.5</b>	<b>244.4</b>	<b>99.2</b>	<b>115.4</b>	<b>4,494.8</b>	<b>1,118.3</b>	<b>1,052.9</b>	<b>974.7</b>	<b>925.2</b>	<b>1,114.5</b>
Anguilla	312	....	....	....	....	....	....	0.0	0.0 r	0.0 r	0.0 r	0.0 r	0.0 r
Antigua and Barbuda	311	0.7 e	0.2 e	0.2 e	0.1 e	0.2 e	0.1 e	....	....	....	....	....	....
Argentina	213	37.8 e	9.5 e	9.5 e	9.5 e	9.5 e	9.5 e	193.4	48.3 r	48.3 r	48.3 r	48.3 r	48.3 r
Aruba	314	0.8 e	0.2 e	0.2 e	0.1 e	0.0 e	0.0 e	0.0	....	0.0 r	....	....	....
Bahamas, The	313	....	....	....	....	....	....	1.2	0.3 r	0.3 r	0.3 r	0.3 r	0.3 r
Barbados	316	0.3 e	0.1 e	0.1 e	0.1 e	0.1 e	0.1 e	0.2	0.0 r	0.0 r	0.0 r	0.0 r	0.0 r
Belize	339	3.1 e	0.8 e	0.8 e	0.7 e	0.8 e	0.7 e	0.2	0.0 r	0.0 r	0.0 r	0.0 r	0.0 r
Bermuda	319	0.0 e	0.0 e	0.0 e	0.0 e	0.0 e	0.0 e	0.0	0.0 r	0.0 r	0.0 r	0.0 r	0.0 r

# United Arab Emirates (466)

In Millions of U.S. Dollars

		Exports (FOB)						Imports (CIF)					
		2015	2015Q3	2015Q4	2016Q1	2016Q2	2016Q3	2015	2015Q3	2015Q4	2016Q1	2016Q2	2016Q3
Bolivia	218	2.6 e	0.5 e	0.2 e	0.2 e	0.2 e	0.2 e	39.5	15.6 r	13.5 r	13.8 r	19.3 r	17.5 r
Brazil	223	461.8 e	133.5 e	89.7 e	185.9 e	33.9 e	53.5 e	2,457.5	594.6 r	548.0 r	480.4 r	393.1 r	620.0 r
Chile	228	51.8 e	16.2 e	18.4 e	19.2 e	23.6 e	19.8 e	102.7	28.1 r	11.5 r	20.2 r	39.3 r	21.7 r
Colombia	233	39.6 e	16.4 e	2.4 e	3.1 e	3.2 e	3.4 e	34.1	11.2 r	10.9 r	13.6 r	13.3 r	10.9 r
Costa Rica	238	5.6 e	1.4 e	1.5 e	1.3 e	1.5 e	1.4 e	12.1	3.1 r	3.1 r	2.7 r	2.9 r	2.6 r
Curacao	354	....	....	....	....	....	....	2.1	0.5 r	0.5 r	0.5 r	0.5 r	0.5 r
Dominica	321	0.0 e	0.0 e	0.0 e	0.0 e	0.0 e	0.0 e	0.0	0.0 r	0.0 r	0.0 r	0.0 r	0.0 r
Dominican Republic	243	9.1 e	2.4 e	2.3 e	2.1 e	2.3 e	2.5 e	14.7	3.7 r	3.7 r	3.2 r	3.5 r	3.2 r
Ecuador	248	38.9 e	15.7 e	1.9 e	1.5 e	1.5 e	1.7 e	20.0	6.0 r	6.8 r	5.7 r	6.2 r	5.6 r
El Salvador	253	11.7 e	3.2 e	2.8 e	1.7 e	3.4 e	2.8 e	0.7	0.2 r	0.2 r	0.1 r	0.1 r	0.1 r
Falkland Islands	323	....	....	....	....	....	....	0.0	0.0 r	0.0 r	0.0 r	0.0 r	0.0 r
Greenland	326	0.0 e	0.0 e	0.0 e	0.0 e	0.0 e	0.0 e	0.0	0.0 r	0.0 r	0.0 r	0.0 r	0.0 r
Grenada	328	0.0 e	0.0 e	0.0 e	0.0 e	0.0 e	0.0 e	0.0	0.0 r	0.0 r	0.0 r	0.0 r	0.0 r
Guatemala	258	8.0 e	2.2 e	2.1 e	1.9 e	2.1 e	2.0 e	101.3	25.7 r	25.8 r	22.4 r	24.4 r	22.0 r
Guyana	336	1.8 e	0.4 e	0.5 e	0.6 e	0.5 e	0.5 e	3.2	0.8 r	0.8 r	0.7 r	0.8 r	0.7 r
Haiti	263	0.9 e	0.2 e	0.2 e	0.2 e	0.3 e	0.3 e	0.5	0.1 r	0.1 r	0.1 r	0.1 r	0.1 r
Honduras	268	1.7 e	0.5 e	0.4 e	0.2 e	0.3 e	0.3 e	8.2	0.0 r	1.3 r	0.4 r	0.4 r	0.4 r
Jamaica	343	3.5 e	0.8 e	0.8 e	0.7 e	0.8 e	0.8 e	31.1	7.9 r	7.9 r	6.9 r	7.5 r	6.8 r
Mexico	273	....	....	....	....	....	....	992.3	248.1 r	248.1 r	248.1 r	248.1 r	248.1 r
Montserrat	351	0.1 e	0.0 e	0.0 e	0.2 e	0.1 e	0.0 e	0.0	0.0 r	0.0 r	0.0 r	0.0 r	0.0 r
Netherlands Antilles	353	0.1 e	0.0 e	0.0 e	0.0 e	0.0 e	0.0 e	....	....	....	....	....	....
Nicaragua	278	2.1 e	0.5 e	0.6 e	0.5 e	0.5 e	0.5 e	6.2	1.6 r	1.6 r	1.4 r	1.5 r	1.3 r
Panama	283	1.7 e	0.5 e	0.4 e	0.4 e	0.5 e	0.5 e	1.4	....	0.7 r	2.4 r	2.4 r	2.4 r
Paraguay	288	15.4 e	9.2 e	1.9 e	1.7 e	1.7 e	2.1 e	20.9	5.3 r	5.3 r	4.6 r	5.0 r	4.5 r
Peru	293	18.1 e	5.1 e	6.0 e	5.4 e	5.4 e	5.8 e	25.8	6.5 r	6.6 r	5.7 r	6.2 r	5.6 r
St. Kitts and Nevis	361	0.1 e	0.0 e	0.0 e	0.0 e	0.0 e	0.0 e	0.1	0.0 r	0.0 r	0.0 r	0.0 r	0.0 r
St. Lucia	362	0.1 e	0.0 e	0.0 e	0.0 e	0.0 e	0.0 e	0.0	0.0 r	0.0 r	0.0 r	0.0 r	0.0 r
St. Vincent & Grens.	364	0.1 e	0.0 e	0.0 e	0.0 e	0.0 e	0.0 e	....	....	....	....	....	....
Suriname	366	0.9 e	0.2 e	0.2 e	0.1 e	0.1 e	0.1 e	412.6	104.6 r	105.1 r	91.1 r	99.4 r	89.8 r
Trinidad and Tobago	369	4.7 e	1.3 e	1.1 e	1.2 e	1.0 e	1.0 e	0.1	0.0 r	0.0 r	0.0 r	0.0 r	0.0 r
Uruguay	298	10.0 e	7.1 e	0.8 e	0.6 e	0.8 e	0.7 e	11.0	5.5 r	2.0 r	1.7 r	1.8 r	1.7 r
Venezuela, Rep. Bol.	299	36.3 e	9.6 e	7.4 e	5.2 e	4.9 e	5.0 e	1.6	0.4 r	0.4 r	0.4 r	0.4 r	0.4 r
Western Hem. n.s.	399	....	....	....	....	....	....	0.0	0.0 r	0.0 r	0.0 r	0.0 r	0.0 r
<b>Other Countries n.i.e</b>	910	<b>0.7</b>	<b>0.2</b>	<b>0.2</b>	<b>0.2</b>	<b>0.2</b>	<b>0.2</b>	<b>2.2</b>	<b>0.6</b>	<b>0.6</b>	<b>0.5</b>	<b>0.5</b>	<b>0.5</b>
Cuba	928	0.7 e	0.2 e	0.2 e	0.2 e	0.2 e	0.2 e	2.1	0.5 r	0.5 r	0.5 r	0.5 r	0.5 r
Korea, Dem. People's Rep.	954	....	....	....	....	....	....	0.1	0.0 r	0.0 r	0.0 r	0.0 r	0.0 r
<b>Special Categories</b>	899	<b>....</b>	<b>....</b>	<b>....</b>	<b>....</b>	<b>....</b>	<b>....</b>	<b>3,217.5</b>	<b>815.5 r</b>	<b>819.5 r</b>	<b>710.3 r</b>	<b>775.1 r</b>	<b>699.9 r</b>
<b>Countries &amp; Areas n.s.</b>	898	<b>19,158.4</b>	<b>4,892.1 r</b>	<b>4,271.5 r</b>	<b>3,773.1 r</b>	<b>4,165.2 r</b>	<b>4,342.0 r</b>	<b>102,855.6</b>	<b>26,070.3 r</b>	<b>26,198.3 r</b>	<b>22,707.3 r</b>	<b>24,778.4 r</b>	<b>22,374.9 r</b>
<b>Memorandum Items</b>													
Africa	605	9,758.6	2,501.6	2,328.0	1,969.5	2,530.5	2,460.7	13,941.5	3,297.8	3,663.7	3,162.8	3,537.2	3,350.2
Middle East	405	60,650.3	15,731.8	15,722.2	12,237.1	13,285.9	12,288.3	12,554.9	2,991.9	3,111.6	2,830.7	3,225.3	3,023.7
European Union	998	9,741.5	2,369.3	2,405.2	2,293.9	2,703.2	2,455.1	41,140.5	10,058.3	10,471.4	8,934.6	10,155.4	9,188.6
Export earnings: fuel	080	59,740.0	15,455.2	15,562.5	12,121.1	13,255.4	12,225.4	14,780.4	3,586.4	3,747.3	3,313.2	3,714.0	3,473.3
Export earnings: nonfuel	092	147,160.8	37,337.1	33,443.8	31,720.0	36,806.8	38,173.0	273,228.3	66,552.5	67,397.5	60,861.9	66,954.3	61,943.6

# United Kingdom (112)

In Millions of U.S. Dollars

		Exports (FOB)						Imports (CIF)					
		2015	2015Q3	2015Q4	2016Q1	2016Q2	2016Q3	2015	2015Q3	2015Q4	2016Q1	2016Q2	2016Q3
IFS World		435,174.1	106,639.4	106,721.1	98,880.5	....	65,667.9	628,184.6	157,804.2	157,767.4	148,785.8	....	145,926.1
World	001	459,632.8	113,541.1	116,396.4	101,024.6	104,249.5	95,461.0	626,223.1	155,349.2	157,597.3	151,745.4	167,910.5	166,665.2
Advanced Economies	110	342,994.4	84,198.0	87,561.2	77,286.0	78,799.8	71,788.8	446,219.0	109,956.8	111,416.9	110,146.0	123,237.2	122,636.5
Euro Area	163	180,910.6	44,421.3	44,897.0	42,869.5	44,645.2	41,341.1	291,544.5	72,614.8	73,328.4	70,177.0	72,374.0	69,064.1
Austria	122	2,442.1	586.9	678.6	611.9	657.0	606.3	4,629.9	1,159.4	1,210.3	1,060.6	1,193.9	1,050.7
Belgium	124	17,725.6	4,732.1	4,287.8	3,891.8	4,146.9	4,046.6	31,269.6	8,202.2	7,965.8	7,597.5	7,849.8	8,070.1
Cyprus	423	566.4	134.6	134.5	104.8	111.1	115.5	232.1	55.6	62.3	55.4	70.1	52.4
Estonia	939	334.9	85.0	89.2	73.4	87.0	82.9	285.0	102.2	73.4	87.5	85.2	68.3
Finland	172	2,050.6	438.1	491.2	442.6	505.3	442.6	3,126.6	734.1	799.4	680.5	765.7	823.3
France	132	27,125.3	6,413.0	6,969.2	6,544.6	7,063.1	5,856.0	36,211.7	8,830.5	9,214.8	8,628.8	8,785.0	7,839.2
Germany	134	46,530.3	11,290.6	11,165.6	11,286.2	11,306.9	10,560.3	92,722.1	23,476.0	22,604.2	22,016.4	22,747.1	21,471.7
Greece	174	1,342.6	273.5	338.5	299.1	343.8	300.1	1,083.1	261.6	289.8	275.4	257.6	273.9
Ireland	178	25,438.9	6,336.9	6,832.9	5,495.2	5,906.2	5,467.8	19,129.8	4,738.9	5,404.2	4,194.0	4,323.4	4,338.0
Italy	136	12,842.2	3,023.2	3,214.6	3,356.2	3,507.6	3,153.7	24,062.8	5,991.2	6,038.5	5,737.0	6,125.3	5,531.8
Latvia	941	330.3	101.5	78.8	68.9	78.9	81.5	731.6	183.3	202.7	235.3	226.7	235.6
Lithuania	946	412.5	103.0	100.2	98.8	103.8	106.1	1,187.8	297.4	257.1	265.2	294.8	231.4
Luxembourg	137	334.5	77.7	90.3	80.1	75.7	61.9	732.7	167.1	201.9	152.9	128.6	140.2
Malta	181	576.4	152.9	143.4	130.5	143.4	131.5	277.5	65.4	77.5	85.9	56.4	50.5
Netherlands	138	26,476.9	6,722.7	6,196.5	6,492.9	6,350.6	6,681.0	47,371.3	11,273.6	11,681.1	11,542.1	11,608.8	11,744.1
Portugal	182	1,908.9	460.0	462.8	503.3	524.6	449.4	3,574.9	864.4	922.8	880.1	949.8	871.4
Slovak Republic	936	675.2	155.2	160.5	177.8	194.1	166.9	3,058.4	745.3	824.8	848.1	863.2	798.2
Slovenia	961	308.0	72.0	80.3	81.6	88.8	79.6	495.0	129.1	126.6	138.5	139.7	136.1
Spain	184	13,489.0	3,262.5	3,382.1	3,129.8	3,450.4	2,951.4	21,362.6	5,337.3	5,371.2	5,695.7	5,902.8	5,337.1
Australia	193	5,607.5	1,535.8	1,471.0	1,195.2	1,393.1	1,236.7	3,037.0	870.7	744.9	1,194.2	2,617.4	2,430.8
Canada	156	5,824.8	1,463.4	1,487.3	1,485.9	1,471.8	1,554.6	13,317.7	3,131.9	3,055.2	3,261.6	3,009.8	4,122.6
China,P.R.: Hong Kong	532	9,571.7	2,168.3	3,052.5	2,879.2	2,025.6	1,729.8	2,884.2	740.7	758.6	1,029.5	2,310.8	2,863.3
China,P.R.: Macao	546	69.0	17.1	13.9	11.5	12.2	15.9	9.7	2.8	1.8	1.7	1.9	3.5
Czech Republic	935	2,998.8	730.8	757.4	747.9	734.3	709.7	7,433.1	1,868.2	1,937.2	1,950.5	1,888.6	1,692.9
Denmark	128	3,499.3	866.3	892.4	842.6	855.1	834.8	5,257.5	1,292.1	1,295.7	1,221.6	1,508.7	1,307.3
Iceland	176	310.6	76.3	86.1	69.0	318.1	297.5	624.6	135.2	150.3	136.9	147.5	129.2
Israel	436	1,450.4	374.4	360.3	344.1	366.3	354.6	1,425.7	331.5	311.1	334.6	365.6	319.8
Japan	158	6,458.8	1,594.3	1,737.9	1,596.4	1,569.9	1,463.4	9,533.9	2,290.5	2,319.8	3,184.8	3,103.0	3,335.2
Korea, Republic of	542	7,095.0	1,723.2	1,724.7	1,360.6	1,329.8	1,221.0	6,273.7	1,449.1	1,344.4	1,214.8	2,067.4	1,334.3
New Zealand	196	840.3	220.9	226.1	200.4	210.2	248.5	1,372.4	332.7	278.5	310.9	341.8	260.4
Norway	142	4,765.1	1,019.6	1,339.7	965.1	911.4	1,411.8	19,036.4	4,468.7	4,806.7	4,024.7	4,253.7	3,692.9
San Marino	135	7.7	1.9	2.4	1.3	1.0	1.0	12.1	2.2	2.4	1.7	1.4	1.4
Singapore	576	5,889.9	1,523.1	1,442.8	1,497.9	1,455.3	1,510.2	1,859.3	488.7	473.5	411.5	442.1	1,076.4
Sweden	144	6,741.0	1,513.8	1,614.4	1,622.6	1,668.5	1,491.1	10,407.8	2,689.8	2,424.4	2,183.1	2,086.0	1,963.1
Switzerland	146	32,227.8	7,922.7	9,915.4	5,086.8	2,208.9	2,036.1	9,764.2	2,152.3	2,528.7	4,259.2	10,449.0	11,346.8
Taiwan Prov.of China	528	1,730.6	405.4	395.0	371.2	359.7	406.0	4,839.7	1,219.2	1,175.2	1,081.5	1,199.9	1,136.3
United States	111	66,995.4	16,619.3	16,144.8	14,138.7	17,263.5	13,924.9	57,585.3	13,875.8	14,480.0	14,166.0	15,068.5	16,556.3
Vatican	187	0.1	....	0.1	0.0	0.0	0.3	0.0	0.0	0.0	0.0	0.0	0.0
Emerg. & Dev. Economies	200	108,904.8	27,508.0	26,951.9	22,140.2	23,695.3	21,741.3	170,007.8	42,950.9	43,374.8	39,444.0	42,224.8	41,898.9
Emerg. & Dev. Asia	505	40,354.9	10,246.8	10,171.5	7,024.6	7,440.7	6,956.0	93,625.0	24,362.7	25,259.4	21,833.9	21,986.7	22,850.3
American Samoa	859	0.2	0.2	0.1	0.0	0.1	1.3	0.7	0.1	0.5	0.0	0.0	0.0
Bangladesh	513	202.7	53.0	57.8	46.7	71.4	70.0	2,894.1	705.0	760.4	775.7	823.2	703.5
Bhutan	514	1.2	0.1	0.4	0.5	0.6	0.4	0.2	0.1	0.1	0.0	0.0	0.0
Brunei Darussalam	516	591.6	34.4	498.5	43.5	58.3	13.4	19.4	1.8	1.3	1.0	18.5	0.5
Cambodia	522	24.5	5.0	8.3	8.0	5.4	4.9	1,149.0	325.3	327.5	261.8	285.1	297.2
China,P.R.: Mainland	924	27,426.6	7,098.3	6,772.2	4,389.9	4,805.2	4,486.1	61,227.0	15,965.1	17,009.5	14,080.6	13,882.3	15,191.1
Fiji	819	12.9	2.7	4.5	3.1	3.1	3.1	43.7	13.3	13.3	14.0	1.2	14.6
F.T. French Polynesia	887	10.4	2.1	2.3	3.6	1.5	2.0	0.3	0.2	0.1	0.2	0.1	0.0
F.T. New Caledonia	839	27.5	7.2	8.7	3.8	4.0	3.6	0.4	0.1	0.0	0.1	0.2	0.7
Guam	829	5.5	1.5	2.8	0.4	0.6	0.9	0.2	0.1	0.1	0.1	0.1	0.0
India	534	5,869.5	1,513.9	1,303.7	1,202.8	1,076.6	957.1	8,783.1	2,218.5	2,095.3	2,048.0	2,137.4	2,030.3
Indonesia	536	671.2	160.4	202.6	162.0	181.2	194.3	1,671.2	432.1	432.7	409.4	440.5	384.4
Kiribati	826	0.1	0.1	0.0	....	....	0.0	0.0	0.0	....	....	....	0.0
Lao People's Dem.Rep	544	9.7	3.7	1.4	1.6	1.3	2.1	50.9	12.3	11.1	11.0	11.0	21.9
Malaysia	548	2,008.1	493.3	498.5	413.0	479.8	398.0	5,748.2	1,408.4	1,502.0	1,365.6	1,197.4	1,168.5
Maldives	556	26.0	7.6	10.1	4.1	3.8	4.3	14.6	3.7	2.5	2.1	2.4	2.1



# United Kingdom (112)

In Millions of U.S. Dollars

		Exports (FOB)						Imports (CIF)					
		2015	2015Q3	2015Q4	2016Q1	2016Q2	2016Q3	2015	2015Q3	2015Q4	2016Q1	2016Q2	2016Q3
Marshall Islands	867	2.5	0.3	0.8	0.1	0.3	0.0	0.1	0.1	0.0	0.0	0.0	0.1
Micronesia	868	0.1	0.1	0.0	0.0	0.0	0.0	0.1	0.0	0.0	0.0	0.0	0.0
Mongolia	948	13.6	2.9	3.2	1.9	2.0	1.7	18.1	4.6	4.4	3.4	1.5	1.6
Myanmar	518	24.8	4.7	4.8	7.1	5.8	15.8	121.7	32.5	34.2	39.1	40.1	39.7
Nauru	836	0.2	0.1	0.1	0.1	0.0	0.0	0.3	0.0	0.2	0.0	0.0	0.0
Nepal	558	15.3	3.9	2.9	2.6	4.4	3.4	27.0	8.9	7.7	6.6	5.8	7.8
Palau	565	0.3	0.1	0.1	0.0	0.0	0.1	0.0	0.0	....	....	....	....
Papua New Guinea	853	23.3	3.7	4.2	59.5	2.2	2.3	156.1	25.6	41.8	29.2	39.4	29.8
Philippines	566	574.4	160.9	137.5	130.1	149.0	134.2	633.8	164.6	147.4	139.2	179.9	161.0
Samoa	862	0.2	0.0	0.2	0.0	0.1	0.1	0.9	0.4	0.3	0.3	0.3	0.2
Solomon Islands	813	1.5	0.5	0.2	0.1	0.1	0.2	19.9	0.3	5.1	3.3	0.0	8.5
Sri Lanka	524	367.0	79.7	93.1	70.6	70.6	69.4	959.8	244.5	224.0	235.2	231.7	216.1
Thailand	578	1,865.5	435.3	407.0	312.6	364.7	432.8	3,583.5	898.7	867.3	872.5	963.8	886.1
Timor-Leste	537	0.4	0.3	0.0	0.1	0.2	0.1	0.1	0.0	0.1	0.1	0.0	0.0
Tonga	866	1.8	1.5	0.1	0.2	0.0	0.0	0.0	0.0	0.0	0.0	0.0	0.1
Tuvalu	869	0.1	0.1	0.0	....	....	0.0	0.5	0.4	0.0	0.0	....	....
Vanuatu	846	1.3	0.6	0.2	0.1	0.1	0.1	9.7	0.5	8.8	2.5	0.1	0.1
Vietnam	582	572.7	168.6	144.3	156.0	148.0	151.8	6,488.6	1,895.0	1,761.4	1,532.3	1,724.2	1,684.2
Asia n.s.	598	1.7	0.3	0.6	0.4	0.2	2.3	1.6	0.7	0.4	0.6	0.2	0.2
<b>Europe</b>	170	<b>22,828.6</b>	<b>6,049.4</b>	<b>5,469.6</b>	<b>5,162.9</b>	<b>5,930.7</b>	<b>5,487.4</b>	<b>38,578.4</b>	<b>9,129.7</b>	<b>9,499.4</b>	<b>9,386.5</b>	<b>10,336.4</b>	<b>9,408.3</b>
<b>Emerg. &amp; Dev. Europe</b>	903	<b>16,855.7</b>	<b>4,270.8</b>	<b>4,153.0</b>	<b>3,998.8</b>	<b>4,410.2</b>	<b>4,240.9</b>	<b>30,423.8</b>	<b>7,585.8</b>	<b>7,833.2</b>	<b>8,105.6</b>	<b>8,358.6</b>	<b>7,639.9</b>
Albania	914	23.3	9.0	4.5	4.3	3.8	10.1	4.7	0.9	1.0	0.8	1.2	1.5
Bosnia and Herzegovina	963	36.4	7.7	9.2	6.3	8.4	8.1	28.2	7.8	7.0	6.3	6.3	7.2
Bulgaria	918	530.8	122.6	129.6	129.3	160.5	216.0	560.5	139.4	150.2	127.2	133.8	147.2
Croatia	960	211.3	52.7	51.7	58.4	59.6	50.4	144.6	51.1	28.8	24.0	44.7	27.8
Faroe Islands	816	14.6	3.9	4.2	2.6	2.2	4.8	227.7	56.9	66.3	74.4	84.4	64.0
Gibraltar	823	697.4	154.1	224.9	112.2	171.4	97.4	5.6	0.9	2.5	0.8	4.0	27.2
Hungary	944	1,943.7	459.4	476.5	456.1	459.0	458.5	3,844.5	920.6	1,050.7	955.5	915.1	873.0
Kosovo	967	5.0	1.2	0.7	1.8	2.0	0.8	1.2	0.1	0.2	0.0	0.1	0.5
Macedonia, FYR	962	807.6	177.7	201.8	175.6	230.2	235.9	45.4	9.9	9.9	14.6	14.0	16.8
Montenegro	943	15.3	1.6	3.0	2.7	9.5	6.0	4.6	1.5	1.6	2.0	1.3	1.4
Poland	964	5,533.0	1,372.1	1,363.3	1,349.9	1,486.3	1,468.3	12,394.0	3,070.5	3,211.2	2,891.1	3,202.1	3,081.0
Romania	968	1,508.2	360.2	390.5	378.9	355.0	349.0	2,369.8	622.6	619.8	613.2	602.4	554.3
Serbia, Republic of	942	190.9	55.0	47.5	38.8	43.7	42.1	209.4	50.1	54.3	58.3	70.0	60.9
Turkey	186	5,338.2	1,493.7	1,245.6	1,281.9	1,418.6	1,293.5	10,583.5	2,653.4	2,629.8	3,337.3	3,279.1	2,776.9
<b>CIS</b>	901	<b>5,959.7</b>	<b>1,775.5</b>	<b>1,313.7</b>	<b>1,160.9</b>	<b>1,517.8</b>	<b>1,243.6</b>	<b>8,153.4</b>	<b>1,542.8</b>	<b>1,666.2</b>	<b>1,280.7</b>	<b>1,977.7</b>	<b>1,768.3</b>
Armenia	911	20.1	4.8	4.5	5.0	3.3	2.5	0.4	0.1	0.1	0.1	0.3	0.3
Azerbaijan, Rep. of	912	994.0	462.8	187.3	164.3	154.4	116.8	129.1	8.7	33.0	2.4	37.3	56.3
Belarus	913	95.4	20.7	25.7	15.1	14.1	14.6	37.9	8.5	11.9	5.1	7.8	11.7
Georgia	915	92.1	24.5	24.9	33.3	46.7	34.4	35.1	19.7	5.1	2.1	2.9	4.9
Kazakhstan	916	504.7	122.8	65.2	65.7	72.9	123.9	647.5	136.5	245.3	134.9	151.4	199.4
Kyrgyz Republic	917	8.2	1.9	4.0	1.3	1.0	1.9	1.4	0.0	1.2	0.1	32.8	0.0
Moldova	921	55.5	13.1	14.9	15.0	15.2	16.4	68.8	16.5	16.9	12.4	17.8	15.3
Russian Federation	922	3,696.3	1,008.1	857.2	732.6	1,074.3	796.3	6,792.8	1,261.0	1,228.6	1,016.4	1,613.8	1,404.0
Tajikistan	923	1.6	0.3	0.2	0.4	1.0	0.8	0.7	0.2	0.1	0.4	0.2	0.1
Turkmenistan	925	40.6	7.9	9.1	8.2	8.0	12.0	61.8	20.0	21.4	10.3	2.8	2.1
Ukraine	926	420.9	100.5	114.2	113.8	115.0	107.7	376.7	71.2	102.4	95.2	110.2	73.5
Uzbekistan	927	30.3	8.1	6.4	6.2	12.0	16.4	1.2	0.3	0.2	1.5	0.2	0.6
Europe n.s.	884	13.3	3.1	2.9	3.3	2.7	2.8	1.2	1.1	0.0	0.3	0.0	0.1
<b>Mid East, N Africa, Pak</b>	440	<b>27,415.7</b>	<b>6,590.3</b>	<b>6,941.9</b>	<b>6,223.6</b>	<b>6,497.4</b>	<b>5,452.6</b>	<b>14,989.9</b>	<b>3,583.5</b>	<b>3,311.9</b>	<b>3,078.5</b>	<b>2,745.9</b>	<b>2,827.2</b>
Afghanistan, I.R. of	512	26.5	6.6	7.7	4.8	6.3	5.6	3.9	0.5	1.3	1.2	1.3	0.5
Algeria	612	497.9	115.7	149.8	145.3	183.1	97.7	2,730.0	602.2	403.2	203.5	99.6	343.2
Bahrain, Kingdom of	419	424.8	93.6	103.4	82.3	98.8	156.5	201.4	49.4	8.0	73.7	20.4	14.8
Djibouti	611	18.1	6.1	5.2	4.4	2.7	3.6	0.5	0.2	0.2	0.6	1.7	1.4
Egypt	469	1,496.8	325.9	393.0	359.3	366.1	461.0	918.9	189.9	193.6	221.6	277.1	177.4
Iran, I.R. of	429	136.4	35.2	30.1	32.4	57.0	42.0	36.0	11.6	6.8	10.5	30.4	11.1
Iraq	433	424.8	112.1	79.4	72.2	61.2	65.6	79.4	0.5	28.2	7.5	0.8	0.8
Jordan	439	392.5	100.1	87.5	73.1	90.5	78.4	71.2	7.1	8.8	8.3	7.6	26.7
Kuwait	443	837.6	200.8	217.5	178.5	184.2	130.9	1,136.5	296.6	224.1	130.1	198.0	255.6
Lebanon	446	579.3	138.2	147.8	103.4	114.7	101.6	43.1	8.3	9.5	11.2	10.8	7.6

# United Kingdom (112)

In Millions of U.S. Dollars

		Exports (FOB)						Imports (CIF)					
		2015	2015Q3	2015Q4	2016Q1	2016Q2	2016Q3	2015	2015Q3	2015Q4	2016Q1	2016Q2	2016Q3
Libya	672	146.1	26.1	46.5	27.8	45.7	75.2	103.3	0.2	90.5	29.8	65.9	77.4
Mauritania	682	26.6	8.7	6.9	5.0	2.7	2.5	7.0	0.6	2.4	1.8	0.6	1.4
Morocco	686	719.9	136.1	202.3	477.0	289.6	217.8	868.5	165.1	211.9	679.2	246.9	166.2
Oman	449	670.3	191.5	183.7	152.7	136.8	154.3	104.1	21.4	25.3	19.3	21.1	25.2
Pakistan	564	780.0	216.5	181.5	205.7	223.3	178.3	1,503.3	390.9	368.2	367.9	388.8	367.2
Qatar	453	2,810.2	524.8	649.0	950.9	546.1	470.6	3,016.6	747.8	779.4	561.7	426.1	574.5
Saudi Arabia	456	6,705.4	1,523.5	2,018.4	1,207.8	1,842.5	1,074.0	2,405.2	619.8	461.8	337.8	517.9	407.7
Somalia	726	11.4	3.6	2.1	2.6	3.5	2.4	0.1	0.0	0.0	0.1	0.1	0.0
Sudan	732	137.0	31.4	47.5	21.2	21.5	21.5	12.1	7.1	1.1	2.7	1.6	3.5
Syrian Arab Republic	463	9.5	1.7	3.5	2.0	1.2	2.4	5.0	1.3	1.1	0.8	1.7	0.9
Tunisia	744	210.2	44.1	53.8	69.4	70.6	42.0	221.0	52.8	56.0	44.3	49.5	46.6
United Arab Emirates	466	10,303.5	2,734.9	2,313.9	2,030.7	2,126.7	2,059.4	1,516.3	409.3	428.8	364.2	376.8	316.8
West Bank and Gaza	487	9.1	2.1	4.6	2.2	3.6	1.0	3.9	0.3	1.5	0.7	1.5	0.3
Yemen, Republic of	474	41.9	11.0	7.0	12.9	18.8	8.3	2.4	0.4	0.1	0.2	0.0	0.3
<b>Sub-Saharan Africa</b>	<b>603</b>	<b>8,709.5</b>	<b>2,102.6</b>	<b>2,159.8</b>	<b>1,813.7</b>	<b>1,818.7</b>	<b>1,814.8</b>	<b>11,611.1</b>	<b>3,128.6</b>	<b>2,585.4</b>	<b>2,553.5</b>	<b>4,225.2</b>	<b>4,328.5</b>
Angola	614	696.5	145.4	184.4	98.9	168.9	79.5	1,020.1	306.1	153.1	27.7	43.6	160.3
Benin	638	90.4	19.1	20.2	13.0	6.8	4.0	1.3	0.0	1.1	0.4	0.4	0.5
Botswana	616	30.9	8.2	8.3	7.2	5.9	46.5	31.3	9.5	4.1	4.8	112.8	23.7
Burkina Faso	748	10.3	3.0	2.9	2.8	3.0	3.5	2.0	1.3	0.1	0.2	0.4	1.7
Burundi	618	3.1	0.6	0.7	0.5	0.7	1.1	1.5	0.5	0.3	0.4	0.1	0.2
Cabo Verde	624	4.5	0.7	1.8	0.9	0.4	1.6	0.1	0.0	0.1	0.0	0.0	0.0
Cameroon	622	60.2	16.5	16.5	14.5	14.5	14.4	158.5	54.0	77.7	40.8	15.4	15.0
Central African Rep.	626	4.5	1.4	0.6	0.2	0.6	1.7	0.1	....	0.0	0.0	0.1	0.0
Chad	628	4.2	0.9	1.2	1.1	0.7	0.7	1.1	0.2	0.8	0.9	0.0	0.0
Comoros	632	0.8	0.3	0.4	0.4	0.4	0.3	0.1	0.1	....	....	....	0.0
Congo, Dem. Rep. of	636	39.6	9.0	9.4	6.5	5.6	5.7	6.9	1.7	3.6	4.6	7.3	0.9
Congo, Republic of	634	224.4	52.1	38.8	51.6	18.0	38.7	39.4	3.8	4.5	2.9	12.0	7.8
Côte d'Ivoire	662	188.2	39.1	52.8	31.5	27.3	33.4	294.3	49.8	58.5	117.6	101.5	86.8
Equatorial Guinea	642	48.2	10.1	11.8	8.6	6.7	6.1	402.0	75.4	133.6	54.2	44.6	57.1
Eritrea	643	2.5	0.7	0.5	0.2	0.6	1.0	0.0	....	0.0	0.1	0.0	0.0
Ethiopia	644	247.9	105.6	29.2	60.3	47.1	79.0	71.0	41.9	9.9	12.4	13.1	15.3
Gabon	646	53.1	14.3	11.8	7.1	10.6	5.8	65.1	0.9	61.2	23.5	24.2	31.0
Gambia, The	648	28.9	7.1	8.4	7.0	6.5	6.7	5.7	1.8	0.2	0.9	2.3	1.8
Ghana	652	472.0	110.0	140.8	177.8	147.3	270.3	308.6	117.8	63.6	57.4	77.1	64.3
Guinea	656	32.0	7.5	8.5	5.9	8.7	5.7	1.3	0.7	0.1	0.0	0.1	0.1
Guinea-Bissau	654	0.6	0.1	0.1	0.2	0.2	0.4	0.0	....	0.0	0.0	0.0	0.0
Kenya	664	543.8	123.4	137.7	94.7	96.4	100.2	410.3	98.1	112.6	118.9	106.1	97.6
Lesotho	666	0.7	0.3	0.1	0.3	0.1	0.1	0.8	0.2	0.2	0.4	0.3	0.2
Liberia	668	17.8	5.0	4.5	6.0	3.2	4.8	1.6	0.2	0.4	1.9	0.2	0.3
Madagascar	674	15.4	2.2	4.6	3.1	4.2	1.4	59.6	20.1	24.1	5.9	6.3	15.4
Malawi	676	16.8	3.6	3.7	3.7	6.6	3.6	37.0	12.8	7.2	5.6	5.9	6.8
Mali	678	36.7	4.1	6.9	6.7	7.8	4.4	1.1	0.1	0.0	0.1	0.2	0.1
Mauritius	684	85.9	21.0	24.0	18.1	23.7	20.6	269.5	66.9	66.4	52.1	54.1	50.2
Mozambique	688	47.1	9.5	6.0	6.8	3.7	3.1	113.6	33.5	31.4	28.5	24.0	13.3
Namibia	728	58.2	15.4	15.3	8.8	11.0	10.7	57.5	13.6	21.5	9.0	10.0	11.5
Niger	692	10.7	3.5	2.5	1.5	2.5	1.0	0.3	0.0	0.1	0.0	0.1	0.0
Nigeria	694	1,569.3	346.1	389.0	333.9	261.2	277.8	2,192.9	542.6	601.2	253.0	169.6	374.8
Rwanda	714	11.6	3.1	1.8	2.4	2.0	3.2	12.2	3.5	4.7	3.2	1.6	1.9
São Tomé & Príncipe	716	0.1	0.1	0.0	0.0	0.1	0.1	0.0	0.0	....	....	0.0	....
Senegal	722	142.8	24.7	63.8	51.4	28.3	20.3	37.1	3.8	4.7	18.0	16.6	10.1
Seychelles	718	25.4	5.7	7.4	7.3	7.8	6.0	92.6	17.2	28.6	17.7	25.3	21.4
Sierra Leone	724	47.7	11.1	11.6	9.8	11.4	7.5	1.6	0.4	0.4	0.2	0.4	0.2
South Africa	199	3,330.0	857.4	794.7	663.7	695.6	637.6	5,750.5	1,603.4	1,074.7	1,641.6	3,314.4	3,206.1
South Sudan, Rep. of	733	4.6	2.4	1.0	0.6	0.9	0.3	0.0	....	0.0	....	....	0.1
Swaziland	734	4.0	1.0	0.8	0.6	1.1	1.1	15.9	6.3	4.3	15.6	3.0	5.5
Tanzania	738	183.0	42.5	41.8	35.3	43.9	32.2	43.4	11.5	9.1	5.8	5.1	14.4
Togo	742	53.7	11.9	26.4	19.7	80.1	24.5	3.1	0.6	0.8	0.1	0.0	0.0
Uganda	746	71.9	16.8	22.0	17.4	15.0	14.0	24.1	4.6	4.9	5.5	5.3	4.3
Zambia	754	98.5	23.4	17.2	12.7	14.9	18.1	24.1	8.1	6.1	17.8	3.7	5.6
Zimbabwe	698	59.2	11.9	20.9	9.2	8.7	10.0	51.0	15.2	9.3	3.8	17.3	22.2

# United Kingdom (112)

In Millions of U.S. Dollars

		Exports (FOB)						Imports (CIF)					
		2015	2015Q3	2015Q4	2016Q1	2016Q2	2016Q3	2015	2015Q3	2015Q4	2016Q1	2016Q2	2016Q3
Africa n.s.	799	32.0	4.9	6.8	3.9	8.0	6.0	0.9	0.2	0.0	0.1	0.6	0.0
<b>Western Hemisphere</b>	<b>205</b>	<b>9,596.0</b>	<b>2,518.9</b>	<b>2,209.2</b>	<b>1,915.4</b>	<b>2,007.8</b>	<b>2,030.6</b>	<b>11,203.4</b>	<b>2,746.4</b>	<b>2,718.8</b>	<b>2,591.5</b>	<b>2,930.7</b>	<b>2,484.7</b>
Anguilla	312	1.3	0.2	0.4	0.6	0.6	1.0	0.1	0.0	0.0	0.0	0.0	0.0
Antigua and Barbuda	311	38.9	6.3	16.7	4.8	4.0	4.2	2.5	0.4	0.0	0.3	29.5	0.1
Argentina	213	436.4	104.3	128.5	100.3	74.8	95.3	870.9	273.1	249.4	167.9	231.3	224.2
Aruba	314	30.6	4.9	6.1	6.2	6.6	3.3	0.1	0.0	0.1	0.0	0.1	0.0
Bahamas, The	313	43.8	5.7	8.3	7.8	10.2	8.2	7.2	1.7	1.1	1.9	2.1	2.1
Barbados	316	54.3	12.4	18.5	14.4	13.0	13.4	7.5	2.0	1.8	1.8	1.8	1.6
Belize	339	10.4	2.1	3.0	3.2	4.3	5.2	124.0	47.1	22.9	24.7	27.5	12.0
Bermuda	319	34.4	6.9	10.9	6.4	8.2	6.8	43.9	0.3	1.0	0.2	34.9	0.1
Bolivia	218	36.0	6.3	7.6	3.9	6.9	5.5	57.5	18.1	18.4	10.2	14.0	18.3
Brazil	223	3,259.2	933.2	679.1	744.5	649.3	634.7	3,742.2	842.3	934.1	780.8	849.6	778.7
Chile	228	677.7	164.9	180.8	131.4	197.8	161.7	885.1	192.3	220.2	227.3	264.7	186.3
Colombia	233	539.2	141.5	95.3	81.1	87.6	84.5	969.3	208.9	249.2	171.6	126.4	144.6
Costa Rica	238	114.6	35.0	27.5	21.1	30.6	18.0	457.5	82.7	79.3	87.9	96.2	65.6
Curacao	354	34.5	5.1	12.3	4.1	2.8	3.7	0.7	0.1	0.2	0.1	0.1	0.2
Dominica	321	9.1	2.7	1.8	1.5	3.9	3.4	1.2	0.3	0.5	0.3	0.1	0.1
Dominican Republic	243	199.3	50.9	44.8	35.9	32.4	29.3	211.9	55.0	48.4	50.3	80.7	54.5
Ecuador	248	109.1	36.0	16.4	12.2	11.5	12.9	173.1	45.9	35.7	39.5	41.0	38.4
El Salvador	253	26.3	7.0	5.8	5.7	8.2	5.5	15.8	1.7	0.5	1.2	5.9	10.0
Falkland Islands	323	197.5	30.8	27.7	12.0	19.8	12.0	10.8	3.1	2.1	2.8	20.4	1.6
Greenland	326	1.7	0.4	0.7	0.4	1.2	0.7	4.1	0.6	0.8	1.1	3.0	1.3
Grenada	328	9.8	2.4	2.5	2.3	2.3	3.4	0.7	0.3	0.2	0.1	0.3	0.4
Guatemala	258	51.8	12.5	12.4	8.7	8.4	11.5	121.4	19.6	22.9	47.4	36.4	17.6
Guyana	336	35.8	5.4	8.8	10.2	16.6	7.9	86.0	17.4	27.2	3.5	11.0	8.9
Haiti	263	10.5	1.2	2.2	2.2	6.4	2.4	6.4	1.1	1.3	2.3	2.0	1.6
Honduras	268	18.4	3.1	4.3	3.6	3.8	2.9	123.0	25.0	22.6	38.3	33.7	27.9
Jamaica	343	69.5	17.2	18.5	13.6	23.9	17.9	81.1	13.5	11.7	10.3	23.5	11.6
Mexico	273	1,919.4	530.2	451.8	399.4	442.6	418.5	2,021.0	514.5	503.3	612.1	745.5	584.7
Montserrat	351	0.6	0.1	0.3	10.2	7.4	0.2	0.1	0.0	0.0	0.0	0.0	0.0
Nicaragua	278	13.7	3.5	5.9	2.6	2.1	2.6	55.1	13.5	12.8	9.6	12.9	17.3
Panama	283	259.3	61.8	68.9	43.3	37.2	37.2	29.9	9.5	6.3	10.2	10.3	9.3
Paraguay	288	41.0	9.1	7.2	12.8	6.2	9.4	68.6	27.9	25.5	17.8	31.9	41.9
Peru	293	279.4	85.6	57.5	61.7	47.6	55.1	384.3	116.2	113.7	78.2	86.2	114.3
Sint Maarten	352	8.3	1.3	2.9	1.9	1.8	2.1	0.1	0.0	0.0	0.0	17.8	0.0
St. Kitts and Nevis	361	16.2	1.4	1.6	1.4	1.7	2.0	0.4	0.2	0.0	0.1	0.1	0.2
St. Lucia	362	22.0	5.4	6.7	6.2	7.4	5.6	8.6	1.9	2.0	2.0	2.2	2.2
St. Vincent & Grens.	364	16.7	4.0	5.3	2.4	4.6	3.5	1.1	0.2	0.4	0.2	0.9	0.2
Suriname	366	18.9	3.2	1.4	3.2	6.0	1.9	0.4	0.2	0.0	0.0	0.3	0.0
Trinidad and Tobago	369	210.3	56.0	53.5	56.8	38.2	38.5	174.4	33.4	30.7	19.4	11.6	34.0
Uruguay	298	326.9	69.3	77.4	26.4	67.9	32.2	97.5	25.1	22.1	18.5	19.5	23.0
Venezuela, Rep. Bol.	299	317.6	65.9	82.9	33.4	52.3	21.3	345.3	149.1	46.6	17.4	52.2	47.0
Western Hem. n.s.	399	95.5	23.7	45.1	15.3	49.7	245.0	12.7	2.5	3.8	134.4	3.0	2.9
<b>Other Countries n.i.e</b>	<b>910</b>	<b>38.9</b>	<b>10.8</b>	<b>9.1</b>	<b>7.9</b>	<b>13.2</b>	<b>6.1</b>	<b>26.0</b>	<b>2.9</b>	<b>3.3</b>	<b>4.4</b>	<b>3.6</b>	<b>2.8</b>
Cuba	928	38.7	10.7	9.0	7.9	13.2	6.1	25.5	2.7	3.2	3.9	3.6	2.8
Korea, Dem. People's Rep.	954	0.3	0.1	0.1	0.1	0.0	0.0	0.5	0.2	0.0	0.5	0.0	0.0
<b>Special Categories</b>	<b>899</b>	<b>2,952.8</b>	<b>650.6</b>	<b>588.4</b>	<b>560.5</b>	<b>581.9</b>	<b>780.8</b>	<b>1,339.9</b>	<b>292.3</b>	<b>451.6</b>	<b>371.4</b>	<b>385.7</b>	<b>234.5</b>
<b>Countries &amp; Areas n.s.</b>	<b>898</b>	<b>4,741.9</b>	<b>1,173.8</b>	<b>1,285.8</b>	<b>1,029.8</b>	<b>1,159.2</b>	<b>1,144.0</b>	<b>8,630.4</b>	<b>2,146.4</b>	<b>2,350.7</b>	<b>1,779.6</b>	<b>2,059.1</b>	<b>1,892.3</b>
<b>Memorandum Items</b>													
Africa	605	10,326.0	2,445.8	2,626.3	2,537.9	2,391.4	2,202.0	15,450.3	3,956.6	3,260.2	3,485.8	4,625.1	4,890.6
Middle East	405	24,988.2	6,021.5	6,285.2	5,288.3	5,694.1	4,881.1	9,643.4	2,364.1	2,267.6	1,777.2	1,956.0	1,897.2
European Union	998	203,876.7	49,899.2	50,572.8	48,455.3	50,423.4	46,918.8	333,956.3	83,269.1	84,046.3	80,143.3	82,755.4	78,710.7
Export earnings: fuel	080	32,639.1	8,082.6	8,309.7	6,597.1	7,332.5	5,968.5	24,422.4	5,571.7	5,321.0	3,523.3	4,120.1	4,603.2
Export earnings: nonfuel	092	426,993.8	105,458.6	108,086.7	94,427.4	96,916.9	89,492.6	601,800.8	149,777.5	152,276.2	148,222.1	163,790.4	162,062.0

# United States (111)

In Millions of U.S. Dollars

		Exports (FOB)						Imports (CIF)					
		2015	2015Q3	2015Q4	2016Q1	2016Q2	2016Q3	2015	2015Q3	2015Q4	2016Q1	2016Q2	2016Q3
IFS World		1,504,581.5	372,799.2	370,942.0	347,561.8	363,629.8	363,677.7	2,315,301.3	592,183.2	573,044.1	528,033.8	562,122.8	577,787.1
World	001	1,504,571.7	372,629.8	371,238.4	347,656.7	363,685.6	363,433.9	2,241,663.2	574,402.6	557,390.0	512,723.8	546,988.6	561,881.3
Advanced Economies	110	814,098.8	200,440.1	199,399.0	191,179.9	201,941.6	197,807.1	1,051,641.3	262,460.5	261,000.1	245,802.6	262,008.8	255,946.6
Euro Area	163	202,777.3	48,865.1	50,681.9	50,914.1	51,425.2	49,092.5	331,725.3	82,628.4	86,341.6	77,467.7	84,117.7	81,270.0
Austria	122	4,025.9	567.9	758.2	1,820.0	674.5	651.9	11,267.6	2,813.2	2,958.6	2,577.1	2,819.3	2,635.4
Belgium	124	34,114.7	8,416.4	8,417.3	8,221.8	8,972.6	7,590.5	19,513.2	5,000.3	4,452.9	4,149.0	4,908.7	3,981.2
Cyprus	423	101.8	17.2	14.2	21.3	40.5	32.2	31.8	9.8	8.0	19.5	9.4	14.9
Estonia	939	288.7	80.6	75.0	57.3	57.8	59.6	501.1	120.4	139.5	212.1	308.5	249.8
Finland	172	1,572.5	461.1	328.4	375.8	381.5	375.2	4,498.6	1,160.6	1,069.7	1,022.4	1,135.7	1,226.2
France	132	31,455.1	7,696.4	7,791.1	7,883.3	8,201.4	8,034.2	47,761.4	11,664.2	12,922.3	11,493.7	11,934.9	11,714.4
Germany	134	49,946.7	12,231.5	12,859.0	12,305.0	12,049.5	12,488.1	124,139.2	31,392.1	32,259.8	27,759.4	29,055.0	28,935.3
Greece	174	729.5	138.8	159.7	160.2	159.5	141.7	1,354.6	348.0	349.5	295.6	286.1	302.4
Ireland	178	8,945.7	2,170.7	2,312.1	2,651.2	2,356.2	2,074.8	39,355.3	9,380.7	11,278.2	10,096.1	11,779.3	11,088.5
Italy	136	16,256.4	3,891.1	4,083.7	4,030.6	4,189.3	4,158.4	44,014.6	10,915.3	11,396.0	10,584.8	11,589.8	11,212.5
Latvia	941	294.8	96.2	59.6	58.4	54.5	68.2	302.0	81.4	75.2	76.6	91.6	86.1
Lithuania	946	528.1	108.7	177.2	116.4	104.8	116.1	1,057.8	261.5	310.5	318.0	374.3	176.3
Luxembourg	137	1,402.8	430.6	230.9	491.8	262.5	473.3	637.4	144.7	156.6	121.7	141.5	120.7
Malta	181	471.5	122.3	93.7	51.3	74.7	99.0	240.4	47.7	41.9	695.4	169.8	372.3
Netherlands	138	40,706.2	9,596.0	10,298.2	9,719.5	10,820.9	9,969.7	16,752.1	4,002.1	4,108.4	3,646.2	4,041.7	4,208.5
Portugal	182	939.8	236.1	198.9	232.8	269.0	182.2	3,256.6	928.8	753.6	629.3	881.1	862.3
Slovak Republic	936	380.8	94.2	85.7	82.8	71.1	65.2	2,280.0	586.7	463.7	535.3	684.0	614.7
Slovenia	961	367.4	94.7	109.5	44.7	100.4	115.5	672.0	174.9	167.6	185.2	195.6	190.3
Spain	184	10,248.9	2,414.7	2,629.8	2,590.1	2,584.7	2,396.8	14,089.5	3,596.3	3,429.5	3,050.3	3,711.5	3,278.3
Australia	193	25,038.7	6,828.4	5,984.2	4,965.1	5,783.4	5,877.5	10,862.2	2,901.6	2,489.8	2,328.8	2,566.8	2,417.7
Canada	156	280,016.7	68,963.1	67,786.8	63,729.0	70,263.6	66,452.1	295,190.3	74,745.3	70,051.5	67,232.5	69,798.4	69,421.3
China,P.R.: Hong Kong	532	37,174.3	9,631.3	9,346.2	8,610.0	7,948.2	9,022.6	6,702.8	2,015.7	1,464.9	1,587.1	1,927.7	2,180.7
China,P.R.: Macao	546	542.3	137.5	148.4	176.6	116.8	127.7	122.4	52.1	28.8	16.0	32.2	31.1
Czech Republic	935	1,978.5	485.3	499.4	504.9	538.8	403.6	4,462.2	1,134.7	1,098.9	1,081.0	1,142.1	1,105.8
Denmark	128	2,224.1	544.3	540.2	495.4	672.6	545.1	7,727.4	1,824.7	2,011.2	2,012.0	1,970.0	1,988.5
Iceland	176	388.6	133.2	62.9	92.6	163.1	138.8	314.9	72.3	81.8	87.9	93.6	98.9
Israel	436	13,561.5	3,121.4	3,167.1	3,254.9	3,614.5	3,136.6	24,452.4	5,521.0	6,181.0	5,500.3	5,765.2	5,765.2
Japan	158	62,471.8	15,391.5	14,942.7	15,059.1	15,083.4	16,232.8	131,119.7	31,412.2	32,834.4	31,994.7	31,847.2	33,118.6
Korea, Republic of	542	43,498.7	11,005.4	10,272.6	9,757.1	10,319.3	10,671.4	71,827.4	18,072.3	16,880.5	17,890.0	18,647.6	17,006.0
New Zealand	196	3,634.1	1,118.3	906.2	699.0	739.4	1,149.3	4,282.2	1,002.4	847.8	1,026.8	1,156.4	1,004.4
Norway	142	3,598.5	860.2	969.2	1,025.5	854.8	1,104.6	4,735.6	1,200.6	1,077.8	1,077.3	1,119.4	1,142.4
Singapore	576	28,656.7	6,953.6	7,233.9	6,141.7	6,817.4	6,625.5	18,235.2	4,869.4	4,638.4	4,184.6	5,114.6	4,644.7
Sweden	144	3,932.0	917.8	1,025.0	915.7	1,067.1	904.9	9,834.8	2,242.7	2,717.1	2,405.2	2,549.4	2,217.9
Switzerland	146	22,323.4	5,482.8	4,825.0	5,473.6	5,857.9	5,236.0	31,533.0	7,511.2	9,087.4	7,726.3	10,475.0	9,382.8
Taiwan Prov.of China	528	25,928.7	6,225.2	6,838.5	5,989.5	6,387.4	6,625.0	40,708.1	10,192.3	9,807.5	9,212.5	9,795.6	10,212.1
United Kingdom	112	56,352.9	13,775.6	14,168.8	13,376.0	14,288.9	14,460.9	57,805.2	15,061.5	13,359.8	12,971.8	13,889.9	12,938.3
Emerg. & Dev. Economies	200	690,287.9	172,156.7	171,813.3	156,423.8	161,692.7	165,554.6	1,190,021.9	311,942.1	296,389.9	266,921.2	284,979.7	305,934.7
Emerg. & Dev. Asia	505	186,271.8	45,754.5	49,190.3	41,452.5	42,939.6	46,553.1	669,506.0	179,759.0	170,360.8	149,803.1	157,547.6	175,670.3
Bangladesh	513	948.1	204.3	369.5	176.0	263.8	241.8	5,985.4	1,597.9	1,387.6	1,627.5	1,424.7	1,582.0
Bhutan	514	2.6	0.4	1.1	0.4	0.6	0.3	3.4	0.4	2.8	2.4	1.4	0.1
Brunei Darussalam	516	133.4	29.3	29.1	25.8	19.8	27.2	19.3	3.2	2.9	3.9	4.9	3.1
Cambodia	522	392.4	105.4	101.4	97.5	95.3	86.2	3,023.4	865.8	691.2	706.1	641.4	813.9
China,P.R.: Mainland	924	116,186.3	28,091.0	32,192.8	25,213.2	26,008.1	28,110.6	481,880.8	130,895.1	124,313.9	103,159.2	109,087.4	124,757.1
Fiji	819	57.4	14.9	12.9	15.9	13.2	11.9	202.4	61.6	53.9	49.3	39.1	59.1
F.T. French Polynesia	887	120.1	28.2	27.6	24.9	22.7	29.0	42.5	14.6	8.4	9.1	9.2	8.6
F.T. New Caledonia	839	88.6	24.3	27.2	17.5	12.6	14.8	47.0	12.6	9.5	9.0	10.9	10.7
India	534	21,529.6	5,470.4	4,988.4	4,859.9	5,130.7	5,420.4	44,741.4	11,569.7	10,176.0	11,273.3	11,397.9	11,802.6
Indonesia	536	7,122.9	1,720.5	1,744.4	1,703.3	1,381.4	1,426.9	19,575.3	4,973.5	4,670.4	4,768.1	4,728.9	4,887.0
Kiribati	826	7.3	1.5	0.5	0.5	0.3	0.2	2.7	0.5	1.1	0.9	0.7	1.1
Lao People's Dem.Rep	544	24.6	6.4	6.2	5.5	5.7	8.8	45.1	10.2	14.4	13.3	14.4	10.0
Malaysia	548	12,292.6	3,090.6	2,927.9	2,952.3	2,938.5	2,894.2	33,828.2	8,767.7	8,643.4	8,281.1	9,514.5	9,406.5
Maldives	556	35.2	7.6	10.8	7.9	7.8	6.9	21.7	3.4	6.8	6.4	5.1	2.7
Mongolia	948	69.4	15.4	11.9	13.4	18.6	12.2	17.2	3.1	2.7	3.9	3.2	2.7
Myanmar	518	227.3	18.7	95.5	75.8	27.1	36.6	143.9	44.4	43.6	48.3	54.3	74.7
Nauru	836	1.7	0.7	0.5	0.2	0.2	0.1	0.5	0.0	0.1	0.1	0.3	0.4
Nepal	558	36.5	8.6	4.5	12.5	10.3	7.0	86.6	25.0	22.7	21.0	20.6	26.3

# United States (111)

In Millions of U.S. Dollars

		Exports (FOB)						Imports (CIF)					
		2015	2015Q3	2015Q4	2016Q1	2016Q2	2016Q3	2015	2015Q3	2015Q4	2016Q1	2016Q2	2016Q3
Papua New Guinea	853	207.5	41.4	60.1	34.1	18.5	59.9	90.7	29.2	25.6	18.1	19.4	23.1
Philippines	566	7,908.8	1,915.9	1,919.3	1,843.6	1,918.5	2,146.0	10,200.2	2,621.1	2,361.4	2,326.4	2,490.5	2,687.8
Samoa	862	22.7	4.5	5.3	7.7	6.5	8.0	4.1	1.7	1.0	1.1	1.7	1.4
Solomon Islands	813	5.9	2.6	1.2	1.3	1.3	3.7	3.5	0.7	0.3	0.2	0.2	1.3
Sri Lanka	524	372.1	117.1	79.7	96.9	81.7	98.9	2,888.0	744.1	707.0	750.9	662.6	701.3
Thailand	578	11,247.0	2,813.2	2,543.1	2,429.5	2,448.6	2,635.3	28,594.8	7,061.4	7,395.8	6,775.8	7,173.3	7,852.6
Timor-Leste	537	2.7	0.3	1.5	0.4	0.3	0.5	3.3	0.1	3.1	0.7	0.1	0.1
Tonga	866	13.8	1.7	2.3	3.4	3.2	4.7	2.4	0.6	0.8	0.7	0.6	1.0
Tuvalu	869	0.6	0.1	0.1	0.2	0.1	0.1	0.2	0.0	0.1	0.0	0.0	0.0
Vanuatu	846	5.9	1.0	1.0	3.7	2.0	1.2	3.7	0.8	1.2	1.4	1.5	1.6
Vietnam	582	7,071.7	1,995.9	1,956.9	1,736.1	2,405.0	3,157.6	37,993.0	10,442.1	9,787.5	9,931.0	10,203.7	10,943.3
Asia n.s.	598	137.2	22.5	67.5	93.1	97.4	102.1	54.9	8.4	25.6	13.9	35.1	8.1
<b>Europe</b>	<b>170</b>	<b>28,283.5</b>	<b>6,705.3</b>	<b>6,439.3</b>	<b>6,389.4</b>	<b>7,755.4</b>	<b>6,469.5</b>	<b>42,511.7</b>	<b>10,933.2</b>	<b>9,508.0</b>	<b>8,902.0</b>	<b>10,162.9</b>	<b>10,200.1</b>
<b>Emerg. &amp; Dev. Europe</b>	<b>903</b>	<b>18,618.7</b>	<b>4,568.1</b>	<b>4,088.9</b>	<b>4,367.1</b>	<b>5,560.3</b>	<b>3,882.7</b>	<b>23,220.5</b>	<b>5,873.3</b>	<b>5,775.3</b>	<b>5,691.8</b>	<b>5,846.6</b>	<b>5,833.5</b>
Albania	914	30.8	6.1	6.1	8.4	18.6	12.4	160.0	50.2	35.6	5.5	35.9	64.7
Bosnia and Herzegovina	963	27.5	14.9	4.6	4.6	5.6	9.4	77.5	22.6	18.2	15.1	21.1	18.1
Bulgaria	918	289.5	77.0	76.1	58.4	70.6	59.6	594.3	142.8	142.0	143.6	149.6	150.2
Croatia	960	331.9	55.5	64.3	64.9	83.5	65.1	574.9	134.8	126.7	127.7	133.7	107.7
Faroe Islands	816	2.3	0.4	0.6	0.4	1.0	0.2	97.9	26.5	29.7	29.0	36.2	32.9
Gibraltar	823	2,005.5	676.3	229.9	317.5	611.9	397.2	1.8	1.7	0.0	0.1	0.1	0.1
Hungary	944	1,714.3	426.6	448.6	489.2	440.7	398.1	5,692.0	1,403.0	1,448.1	1,282.7	1,347.5	1,304.6
Kosovo	967	19.7	3.2	4.5	3.4	6.9	3.3	2.4	0.6	0.6	0.3	0.4	0.7
Macedonia, FYR	962	30.9	9.0	12.0	7.4	10.9	10.0	202.5	42.3	53.2	60.9	41.6	56.8
Montenegro	943	11.1	1.3	1.6	6.2	6.8	2.3	2.1	0.3	0.7	0.5	1.0	0.3
Poland	964	3,718.1	883.7	905.9	904.7	907.8	899.7	5,580.6	1,420.7	1,415.4	1,440.4	1,519.3	1,504.6
Romania	968	754.4	159.4	194.3	163.3	212.4	157.1	2,135.7	577.2	508.9	492.4	463.8	528.4
Serbia, Republic of	942	126.1	24.6	39.2	28.4	35.8	41.2	271.2	62.4	62.1	65.9	75.1	92.4
Turkey	186	9,556.3	2,230.1	2,101.3	2,310.5	3,147.7	1,826.9	7,827.6	1,988.3	1,934.0	2,027.7	2,021.3	1,971.9
<b>CIS</b>	<b>901</b>	<b>9,661.4</b>	<b>2,136.6</b>	<b>2,348.7</b>	<b>2,020.9</b>	<b>2,194.5</b>	<b>2,586.4</b>	<b>19,285.6</b>	<b>5,058.4</b>	<b>3,730.1</b>	<b>3,208.0</b>	<b>4,315.5</b>	<b>4,364.8</b>
Armenia	911	50.2	14.2	17.8	8.5	13.4	7.8	62.5	10.1	9.5	9.8	10.6	12.8
Azerbaijan, Rep. of	912	469.8	276.1	66.9	60.9	56.3	270.5	507.1	179.4	94.1	62.8	1.1	75.3
Belarus	913	59.3	19.5	12.0	11.7	15.7	104.7	157.8	33.1	14.8	28.8	16.7	46.4
Georgia	915	341.9	93.3	77.0	79.1	86.1	72.5	193.1	70.1	20.1	27.1	34.0	20.5
Kazakhstan	916	508.7	112.8	126.2	103.7	418.6	126.1	798.5	220.9	181.1	180.9	239.4	169.4
Kyrgyz Republic	917	31.6	4.7	4.7	3.8	4.9	6.2	15.8	14.5	0.6	2.4	0.2	0.2
Moldova	921	16.3	3.8	4.4	4.9	2.3	2.1	43.8	11.9	8.9	6.8	11.5	11.0
Russian Federation	922	7,086.7	1,374.6	1,776.5	1,468.3	1,338.1	1,501.9	16,561.7	4,263.0	3,215.4	2,757.1	3,837.0	3,823.9
Tajikistan	923	18.8	5.5	7.4	2.6	12.2	3.2	31.1	0.2	0.4	0.0	0.3	0.2
Turkmenistan	925	80.6	20.3	15.8	12.5	10.4	75.3	56.0	40.8	3.4	1.9	2.9	5.6
Ukraine	926	859.6	183.7	222.3	247.9	223.8	274.5	848.1	212.6	178.7	127.2	139.5	196.8
Uzbekistan	927	138.0	28.2	17.7	17.1	12.8	141.5	10.0	1.5	3.0	3.1	22.4	2.8
Europe n.s.	884	3.4	0.6	1.7	1.3	0.6	0.5	5.6	1.5	2.6	2.2	0.9	1.8
<b>Mid East, N Africa, Pak</b>	<b>440</b>	<b>70,063.7</b>	<b>17,438.2</b>	<b>17,857.0</b>	<b>17,478.1</b>	<b>15,840.6</b>	<b>16,372.3</b>	<b>48,603.6</b>	<b>12,177.4</b>	<b>10,735.3</b>	<b>9,367.6</b>	<b>10,806.7</b>	<b>12,119.6</b>
Afghanistan, I.R. of	512	499.7	93.3	128.0	286.7	218.8	137.5	21.6	2.6	4.9	5.0	9.1	12.0
Algeria	612	1,876.5	570.0	488.4	468.2	634.9	508.5	3,371.5	1,009.3	628.2	557.9	692.2	750.6
Bahrain, Kingdom of	419	1,274.1	364.9	297.6	205.5	229.1	217.8	902.3	240.3	203.6	196.6	230.9	179.8
Djibouti	611	152.7	32.4	24.9	34.9	42.6	38.0	35.4	1.3	5.3	2.9	10.9	7.9
Egypt	469	4,748.3	1,057.2	1,023.3	902.1	914.0	771.5	1,405.9	381.6	301.1	327.0	426.6	391.9
Iran, I.R. of	429	282.2	44.4	97.2	50.8	21.0	43.0	10.8	....	10.8	13.3	23.6	25.2
Iraq	433	1,969.6	556.3	262.7	282.0	365.3	293.4	4,352.6	791.1	1,520.0	735.0	1,330.7	1,867.3
Jordan	439	1,367.9	292.5	372.4	394.8	305.9	297.2	1,493.3	456.6	359.5	344.6	326.8	523.7
Kuwait	443	2,750.6	732.1	634.1	575.7	754.6	791.2	4,684.7	919.7	807.3	710.9	781.7	894.1
Lebanon	446	1,256.3	316.0	247.8	275.2	254.3	315.5	92.9	19.6	32.3	24.3	28.7	23.8
Libya	672	218.0	48.6	41.4	20.1	51.2	50.2	155.1	24.4	54.5	18.9	114.1	50.9
Mauritania	682	127.0	45.3	26.8	22.7	19.2	15.3	1.2	0.4	0.2	1.0	22.7	25.8
Morocco	686	1,608.4	332.8	305.4	357.7	287.8	648.3	1,010.5	255.7	196.4	281.5	226.6	280.1
Oman	449	2,364.2	385.5	828.0	359.7	450.7	424.7	905.9	218.5	157.3	156.7	415.7	309.9
Pakistan	564	1,837.8	388.7	469.9	451.0	504.8	553.0	3,696.2	958.6	895.9	842.3	877.9	870.2
Qatar	453	4,231.8	856.7	1,262.2	2,094.2	1,558.0	808.4	1,306.2	251.0	281.7	381.9	254.4	243.4
Saudi Arabia	456	19,690.2	5,114.6	5,062.7	4,723.3	3,573.5	4,826.4	22,080.5	5,951.3	4,566.1	3,770.4	4,146.6	4,747.1

# United States (111)

In Millions of U.S. Dollars

		Exports (FOB)						Imports (CIF)					
		2015	2015Q3	2015Q4	2016Q1	2016Q2	2016Q3	2015	2015Q3	2015Q4	2016Q1	2016Q2	2016Q3
Somalia	726	45.8	22.0	5.9	6.1	17.6	11.2	1.0	0.1	0.3	0.2	0.4	0.1
Sudan	732	60.3	6.8	20.0	16.8	18.1	17.7	9.0	2.3	2.2	8.1	4.2	1.0
Syrian Arab Republic	463	3.4	1.1	0.5	1.1	0.5	1.1	6.5	1.3	2.0	1.5	2.0	1.3
Tunisia	744	559.7	122.8	167.9	126.4	133.6	139.8	543.8	113.9	111.1	107.7	106.2	91.6
United Arab Emirates	466	22,979.2	6,027.6	6,052.1	5,780.5	5,410.7	5,426.7	2,462.9	576.4	591.8	877.8	772.8	819.8
West Bank and Gaza	487	1.1	0.3	0.2	0.3	0.3	0.5	5.6	1.0	2.3	1.3	1.2	1.5
Yemen, Republic of	474	158.8	26.1	37.6	42.2	74.1	35.6	48.3	0.2	0.3	0.9	0.6	0.5
<b>Sub-Saharan Africa</b>	<b>603</b>	<b>17,450.1</b>	<b>4,321.8</b>	<b>4,080.0</b>	<b>2,989.6</b>	<b>3,340.9</b>	<b>3,427.1</b>	<b>18,824.8</b>	<b>5,068.5</b>	<b>4,730.2</b>	<b>4,413.2</b>	<b>5,221.7</b>	<b>5,110.2</b>
Angola	614	1,163.5	303.2	199.6	344.7	322.1	336.1	2,807.6	812.2	813.9	586.5	688.8	939.5
Benin	638	632.1	157.1	132.5	69.8	54.5	69.9	4.9	1.4	0.7	0.7	1.2	2.0
Botswana	616	39.0	8.7	10.3	11.1	14.5	10.2	211.7	49.0	51.2	48.1	95.1	147.6
Burkina Faso	748	54.4	21.2	7.1	7.9	7.8	6.4	3.6	1.1	0.7	0.6	1.3	1.7
Burundi	618	5.9	0.9	2.6	3.2	0.3	1.8	8.4	0.6	2.9	2.1	1.1	0.1
Cabo Verde	624	7.3	1.6	2.2	1.5	0.8	5.0	2.2	0.6	1.0	0.6	0.5	1.4
Cameroon	622	220.9	60.0	31.6	45.6	31.4	79.1	133.4	38.0	25.5	29.2	37.4	44.8
Central African Rep.	626	33.9	12.6	1.2	1.7	2.9	1.9	3.1	2.0	0.9	0.5	0.1	0.2
Chad	628	56.5	9.1	8.3	11.2	3.7	7.7	1,303.3	372.1	289.3	191.1	304.7	267.8
Comoros	632	1.5	0.4	0.5	0.2	0.3	0.3	1.2	0.1	0.2	2.1	0.1	0.4
Congo, Dem. Rep. of	636	136.4	28.1	13.5	17.9	15.3	15.7	153.7	40.5	26.0	19.9	35.1	55.4
Congo, Republic of	634	248.5	39.9	46.8	21.7	48.1	35.1	304.2	63.5	8.2	14.5	39.0	63.7
Côte d'Ivoire	662	264.0	56.2	50.2	50.2	104.4	73.5	1,030.4	150.5	200.6	429.3	222.4	195.8
Equatorial Guinea	642	158.5	54.4	27.1	22.6	23.5	201.1	163.1	56.4	65.9	38.9	71.7	32.3
Eritrea	643	3.5	1.4	0.7	1.6	0.5	0.7	0.1	0.0	0.0	0.1	0.3	0.0
Ethiopia	644	1,554.7	286.7	306.8	101.9	253.9	281.9	309.9	91.8	50.5	45.5	69.7	79.0
Gabon	646	203.9	35.3	65.1	25.3	23.1	14.4	337.0	95.6	120.4	29.1	14.6	36.4
Gambia, The	648	37.8	8.2	10.5	14.7	8.7	10.3	0.9	0.2	0.4	0.2	0.4	0.1
Ghana	652	887.2	286.2	207.1	189.8	186.3	228.1	309.3	50.1	62.7	107.6	95.7	45.7
Guinea	656	134.5	45.0	17.3	16.8	22.4	26.9	79.6	25.2	21.3	4.0	1.2	1.8
Guinea-Bissau	654	2.2	0.6	0.7	0.3	2.5	0.5	0.0	0.0	0.0	0.0	0.0	0.1
Kenya	664	936.8	86.0	405.7	114.1	93.7	78.4	565.3	159.1	139.0	134.8	131.5	149.1
Lesotho	666	0.9	0.3	0.2	0.2	0.2	0.9	331.9	118.7	87.0	66.3	71.5	86.5
Liberia	668	135.9	30.0	28.5	38.0	27.2	89.5	44.9	11.2	8.1	10.2	12.1	11.1
Madagascar	674	54.6	18.3	7.4	5.8	10.4	13.5	319.9	76.0	61.0	87.9	109.1	111.9
Malawi	676	36.0	5.7	4.6	11.0	10.9	9.4	61.1	9.6	29.0	13.1	12.0	10.3
Mali	678	72.2	16.9	17.9	12.1	11.9	21.0	4.5	1.8	1.2	2.0	0.8	0.7
Mauritius	684	58.5	33.4	10.2	13.5	29.5	7.3	395.4	103.0	100.1	87.2	77.2	86.4
Mozambique	688	264.6	81.2	65.1	27.0	50.1	31.0	96.0	23.3	23.7	27.2	25.5	12.0
Namibia	728	127.9	31.8	28.5	35.4	98.4	15.1	85.3	28.6	16.3	17.1	24.2	15.8
Niger	692	71.6	26.9	17.5	6.3	10.3	7.2	4.2	0.4	1.1	0.9	2.7	1.2
Nigeria	694	3,410.3	945.1	838.5	481.4	478.3	455.6	1,915.8	666.3	552.1	814.3	1,165.0	982.5
Rwanda	714	14.3	3.7	5.1	5.4	6.1	2.8	45.6	7.2	19.8	4.7	5.3	5.2
São Tomé & Príncipe	716	0.9	0.1	0.1	0.7	0.5	0.2	0.8	0.2	0.3	0.2	0.0	0.2
Senegal	722	196.9	58.0	44.8	33.4	31.6	71.1	71.7	38.9	11.3	13.4	14.0	10.6
Seychelles	718	18.5	3.4	3.9	2.4	2.9	3.8	5.6	0.9	1.3	1.7	0.7	0.7
Sierra Leone	724	77.9	19.4	17.8	13.6	18.6	13.6	39.4	9.5	16.7	3.3	11.8	2.5
South Africa	199	5,459.2	1,354.3	1,313.3	1,095.1	1,154.7	1,107.8	7,334.8	1,897.0	1,850.9	1,497.1	1,779.9	1,652.0
South Sudan, Rep. of	733	19.1	7.5	5.3	3.2	3.7	1.3	0.2	0.0	0.0	0.0	0.0	0.1
Swaziland	734	28.6	5.8	10.5	5.8	5.8	6.7	21.4	8.3	9.4	1.2	1.4	3.3
Tanzania	738	171.1	40.5	43.3	37.1	54.2	31.5	104.8	19.4	20.3	44.1	63.1	21.6
Togo	742	234.0	75.7	14.1	38.0	71.1	11.4	14.2	3.5	5.0	2.2	2.2	3.5
Uganda	746	89.6	27.3	21.7	15.4	18.3	17.6	64.2	9.9	9.4	16.5	14.0	8.9
Zambia	754	84.2	20.4	25.0	29.3	19.2	13.9	47.1	7.1	10.4	7.6	7.2	12.0
Zimbabwe	698	36.5	12.7	9.2	5.8	5.9	9.7	67.3	14.8	12.0	4.8	5.0	2.7
Africa n.s.	799	3.8	0.5	0.2	0.0	0.4	0.2	15.4	2.7	2.5	4.8	4.9	3.9
<b>Western Hemisphere</b>	<b>205</b>	<b>388,218.8</b>	<b>97,937.0</b>	<b>94,246.7</b>	<b>88,114.2</b>	<b>91,816.2</b>	<b>92,732.6</b>	<b>410,575.8</b>	<b>104,004.1</b>	<b>101,055.7</b>	<b>94,435.2</b>	<b>101,240.9</b>	<b>102,834.5</b>
Antigua and Barbuda	311	670.4	124.2	86.2	53.1	78.3	56.5	6.8	1.9	1.0	4.2	3.0	7.1
Argentina	213	9,335.7	2,425.4	2,149.1	2,036.5	2,273.4	2,119.2	3,948.3	971.7	1,069.7	787.5	1,049.6	1,285.9
Aruba	314	1,154.8	317.8	198.6	231.2	153.8	170.2	54.8	6.1	11.7	3.6	3.8	5.2
Bahamas, The	313	2,388.8	590.0	614.1	464.7	578.6	512.1	452.8	80.8	93.3	64.8	95.3	67.7
Barbados	316	591.6	158.7	145.1	115.8	121.2	114.9	68.0	25.8	13.4	10.5	11.7	9.3

# United States (111)

In Millions of U.S. Dollars

		Exports (FOB)						Imports (CIF)					
		2015	2015Q3	2015Q4	2016Q1	2016Q2	2016Q3	2015	2015Q3	2015Q4	2016Q1	2016Q2	2016Q3
Belize	339	284.5	63.3	80.5	66.7	58.8	63.0	75.2	16.5	19.6	13.3	17.5	12.4
Bermuda	319	600.9	106.3	110.2	103.6	266.8	136.1	108.5	17.3	5.5	4.1	7.9	7.4
Bolivia	218	910.0	179.8	237.9	160.5	169.7	175.9	1,006.6	207.8	212.5	245.5	288.5	301.8
Brazil	223	31,665.7	7,534.6	6,806.8	6,406.3	7,325.0	8,317.2	27,405.3	7,252.4	6,496.6	5,642.9	6,154.9	7,363.8
Chile	228	15,587.1	4,220.3	3,481.9	3,703.8	3,437.6	3,020.6	8,879.8	2,035.1	1,809.6	2,577.7	2,042.1	2,079.9
Colombia	233	16,503.1	4,094.5	3,958.1	3,147.3	3,154.0	3,436.0	14,056.9	3,418.9	2,923.1	2,986.1	3,592.6	3,801.0
Costa Rica	238	6,149.9	1,556.4	1,573.4	1,348.6	1,466.0	1,466.3	4,468.7	1,069.9	1,048.0	1,062.4	1,160.4	1,048.7
Dominica	321	67.3	17.3	14.0	12.2	10.6	14.3	1.7	0.4	0.5	0.5	0.8	1.1
Dominican Republic	243	7,134.2	1,719.8	1,793.1	1,743.8	1,856.5	2,094.8	4,660.0	1,211.9	1,131.1	1,027.0	1,232.3	1,233.6
Ecuador	248	5,891.5	1,565.4	1,358.0	1,024.3	979.1	979.1	7,438.7	1,949.5	1,519.0	1,495.0	1,441.9	1,563.9
El Salvador	253	3,258.3	883.8	824.2	743.6	713.8	728.9	2,540.2	728.3	607.2	575.3	652.2	681.3
Falkland Islands	323	2.9	0.8	0.2	1.0	0.0	0.0	14.3	2.6	1.3	0.0	8.6	4.6
Greenland	326	9.5	0.4	1.6	0.5	0.8	1.3	3.8	1.0	1.2	0.9	1.5	3.1
Grenada	328	90.1	22.9	22.2	20.5	23.3	17.7	9.1	2.0	1.9	1.9	5.2	3.3
Guatemala	258	5,863.8	1,512.4	1,504.8	1,522.4	1,509.5	1,404.7	4,120.0	1,054.6	949.5	945.3	1,039.5	1,019.1
Guyana	336	367.4	70.9	103.6	163.3	96.2	86.4	431.1	94.2	99.9	123.3	121.1	104.1
Haiti	263	1,144.0	285.2	267.5	255.3	278.0	298.4	950.3	261.8	233.9	203.7	237.5	256.4
Honduras	268	5,238.4	1,275.4	1,300.4	1,181.9	1,218.8	1,252.0	4,758.6	1,279.5	1,133.0	1,107.6	1,234.3	1,202.0
Jamaica	343	1,705.9	405.3	413.6	373.9	415.7	460.0	303.7	73.9	64.9	72.6	67.8	81.7
Mexico	273	236,377.4	60,271.3	58,794.4	55,630.9	57,981.9	58,432.0	294,741.1	74,704.0	74,893.6	70,336.5	74,847.5	73,672.3
Netherlands Antilles	353	1,234.7	203.9	355.5	448.1	496.9	232.9	386.9	83.3	76.1	88.3	76.5	74.7
Nicaragua	278	1,256.5	306.7	313.9	327.2	425.0	363.6	3,186.1	849.4	786.1	767.0	865.9	902.8
Panama	283	7,836.3	1,718.8	1,993.1	1,603.6	1,646.1	1,413.8	408.1	104.3	100.2	88.4	108.3	109.1
Paraguay	288	1,503.5	361.3	351.4	316.8	444.0	598.2	162.2	39.7	50.0	36.3	36.3	44.2
Peru	293	8,811.4	2,157.2	2,169.8	1,953.0	1,941.8	2,026.9	5,068.7	1,263.8	1,375.5	1,191.2	1,360.8	1,786.0
St. Kitts and Nevis	361	197.3	44.2	62.9	47.3	37.6	44.7	61.8	13.3	12.5	13.0	14.6	12.5
St. Lucia	362	495.5	102.8	129.2	130.2	62.7	99.6	28.7	4.4	13.7	3.7	2.5	4.7
St. Vincent & Grens.	364	84.8	21.2	24.1	21.7	23.4	27.7	1.8	0.4	0.5	0.4	0.6	0.5
Suriname	366	444.1	111.8	99.5	70.6	75.9	76.4	146.2	34.0	21.9	14.9	18.8	16.1
Trinidad and Tobago	369	2,511.6	711.7	607.2	770.8	549.9	506.5	4,320.6	1,092.2	810.4	839.7	676.4	681.5
Uruguay	298	1,301.9	308.2	308.7	259.4	268.3	308.7	606.1	154.8	141.3	121.7	134.8	140.2
Venezuela, Rep. Bol.	299	8,317.2	2,214.2	1,571.0	1,313.4	1,319.7	1,370.3	15,563.7	3,861.1	3,282.9	1,935.7	2,596.5	3,218.5
Western Hem. n.s.	399	1,230.8	272.9	421.0	340.2	357.4	305.5	130.9	35.5	43.6	42.6	31.3	27.0
<b>Other Countries n.i.e</b>	910	<b>185.1</b>	<b>33.0</b>	<b>26.1</b>	<b>52.9</b>	<b>51.3</b>	<b>72.2</b>	....	....	....	....	....	....
Cuba	928	180.3	31.5	25.9	52.9	51.3	72.2	....	....	....	....	....	....
Korea, Dem. People's Rep.	954	4.8	1.5	0.3	0.0	0.0	0.0	....	....	....	....	....	....
<b>Memorandum Items</b>													
Africa	605	21,861.5	5,446.5	5,114.1	4,019.3	4,491.0	4,804.6	23,797.0	6,451.5	5,674.0	5,372.5	6,285.0	6,267.4
Middle East	405	63,295.7	15,824.0	16,219.7	15,707.5	13,963.2	14,303.0	39,913.5	9,833.1	8,890.7	7,561.1	8,856.3	10,080.3
European Union	998	274,073.0	66,190.3	68,604.5	67,886.7	69,707.5	66,986.8	426,132.5	106,570.5	109,169.6	99,424.5	107,283.0	103,116.0
Export earnings: fuel	080	105,470.9	26,700.5	26,002.7	23,600.2	22,041.4	22,946.6	107,444.3	27,285.3	22,919.6	19,604.0	23,728.6	25,855.0
Export earnings: nonfuel	092	1,399,100.8	345,929.3	345,235.7	324,056.5	341,644.2	340,487.3	2,134,218.9	547,117.3	534,470.4	493,119.9	523,260.0	536,026.3



# Uruguay (298)

In Millions of U.S. Dollars

		Exports (FOB)						Imports (CIF)					
		2015	2015Q3	2015Q4	2016Q1	2016Q2	2016Q3	2015	2015Q3	2015Q4	2016Q1	2016Q2	2016Q3
IFS World		7,741.6	2,080.5	1,688.2	1,428.0	1,951.2	2,088.9	9,095.5	2,240.8	2,047.9	1,783.8	2,150.5	1,948.8
World	001	7,813.0	2,035.6	1,799.4	1,598.9	2,140.1	2,266.3	9,519.5	2,240.8	2,213.4	1,836.0	2,186.4	1,978.6
Advanced Economies	110	1,813.3	452.9	412.9	370.8	486.4	512.9	2,987.2	735.0	661.9	587.3	674.0	600.8
Euro Area	163	769.4	199.9	195.7	178.6	226.5	236.7	1,162.2	281.8	275.5	256.5	283.5	253.8
Austria	122	0.2	0.1	....	....	....	....	18.0	4.7	5.7 r	4.9 r	5.9 r	5.3 r
Belgium	124	22.8	....	22.8 r	36.5 r	31.2 r	26.7 r	45.8	....	45.8 r	73.3 r	62.5 r	53.6 r
Cyprus	423	0.7	0.2	0.1 r	0.1 r	0.1 r	0.1 r	0.2	0.1	0.0 r	0.0 r	0.0 r	0.0 r
Estonia	939	....	....	....	....	....	....	7.7	0.2	7.1 r	3.8 r	4.6 r	4.1 r
Finland	172	2.4	0.3	0.0 r	0.0 r	0.0 r	0.0 r	30.2	10.1	8.9 r	7.5 r	9.0 r	8.2 r
France	132	38.2	5.5	6.5 r	5.3 r	7.4 r	8.0 r	130.3	28.2	33.4 r	25.0 r	31.1 r	29.0 r
Germany	134	260.2	80.7	55.0 r	48.6 r	65.7 r	69.9 r	404.5	72.3	62.4 r	49.6 r	60.4 r	55.3 r
Greece	174	0.5	0.2	0.0 r	0.0 r	0.0 r	0.0 r	4.4	2.3	0.7 r	0.3 r	0.5 r	0.5 r
Ireland	178	0.7	0.1	0.1 r	0.1 r	0.1 r	0.1 r	12.4	3.4	3.2 r	2.6 r	3.1 r	2.8 r
Italy	136	80.9	18.3	18.8 r	15.1 r	21.2 r	23.2 r	159.5	52.6	34.4 r	31.5 r	36.5 r	31.8 r
Latvia	941	0.6	0.2	0.4 r	0.3 r	0.4 r	0.4 r	0.5	0.2	0.1 r	0.0 r	0.1 r	0.0 r
Lithuania	946	1.2	0.4	0.0 r	0.0 r	0.0 r	0.0 r	2.8	0.8	0.2 r	0.2 r	0.2 r	0.2 r
Luxembourg	137	0.0	....	0.0 r	0.0 r	0.0 r	0.0 r	0.2	0.1	0.1 r	0.1 r	0.1 r	0.1 r
Malta	181	0.3	0.2	....	....	....	....	0.0	0.0	0.0 r	0.0 r	0.0 r	0.0 r
Netherlands	138	187.4	48.0	46.0 r	40.4 r	54.8 r	58.4 r	54.1	20.5	13.3 r	7.9 r	10.8 r	10.8 r
Portugal	182	71.0	17.4	17.2 r	22.3 r	25.9 r	24.2 r	13.5	2.5	1.9 r	1.6 r	1.9 r	1.8 r
Slovak Republic	936	0.0	....	....	....	....	....	2.8	0.6	1.3 r	0.9 r	1.2 r	1.1 r
Slovenia	961	0.0	0.0	....	....	....	....	1.7	0.6	0.4 r	0.3 r	0.4 r	0.4 r
Spain	184	83.9	22.6	26.3 r	9.9 r	19.6 r	25.6 r	232.5	73.7	53.5 r	46.9 r	55.2 r	48.8 r
Australia	193	1.2	0.2	0.4 r	0.4 r	0.5 r	0.5 r	8.8	2.2	1.9 r	1.6 r	2.0 r	1.8 r
Canada	156	119.1	16.8	21.2 r	22.3 r	28.2 r	28.3 r	50.8	9.7	16.0 r	7.1 r	10.8 r	11.7 r
China,P.R.: Hong Kong	532	48.5	10.1	11.5 r	13.3 r	16.2 r	15.8 r	23.7	6.0	7.1 r	5.4 r	6.7 r	6.2 r
China,P.R.: Macao	546	....	....	....	....	....	....	0.1	0.0	....	....	....	....
Czech Republic	935	4.5	0.9	0.8 r	0.6 r	0.9 r	1.0 r	8.6	1.8	1.4 r	1.1 r	1.4 r	1.2 r
Denmark	128	5.7	1.8	0.8 r	0.7 r	1.0 r	1.0 r	215.6	75.0	23.5 r	13.7 r	19.0 r	19.3 r
Iceland	176	....	....	....	....	....	....	0.2	0.0	....	....	....	....
Israel	436	107.6	37.1	9.0 r	8.4 r	11.4 r	12.2 r	15.8	3.0	4.0 r	3.2 r	3.9 r	3.5 r
Japan	158	11.2	3.4	2.1 r	1.5 r	2.2 r	2.5 r	85.3	17.6	27.8 r	8.3 r	15.3 r	18.2 r
Korea, Republic of	542	20.7	5.3	5.1 r	5.4 r	6.8 r	6.8 r	209.0	35.6	42.9 r	38.1 r	44.6 r	39.3 r
New Zealand	196	2.4	1.1	0.7 r	0.9 r	1.0 r	0.9 r	12.2	2.6	3.0 r	2.4 r	2.9 r	2.6 r
Norway	142	10.5	1.9	2.2 r	1.6 r	2.4 r	2.6 r	6.7	3.4	0.6 r	0.5 r	0.6 r	0.5 r
San Marino	135	....	....	....	....	....	....	0.0	....	0.0 r	0.0 r	0.0 r	0.0 r
Singapore	576	10.9	2.0	1.5 r	1.6 r	2.1 r	2.1 r	8.0	1.7	1.6 r	1.3 r	1.6 r	1.5 r
Sweden	144	13.1	2.8	2.0 r	1.8 r	2.4 r	2.6 r	43.9	7.3	6.7 r	6.0 r	7.0 r	6.2 r
Switzerland	146	81.3	18.8	18.1 r	14.6 r	20.5 r	22.3 r	35.8	11.5	8.5 r	7.1 r	8.5 r	7.7 r
Taiwan Prov.of China	528	10.0	3.3	1.9 r	1.6 r	2.2 r	2.4 r	67.9	13.2	9.1 r	7.5 r	9.0 r	8.1 r
United Kingdom	112	70.1	18.0	15.8 r	12.0 r	17.2 r	19.1 r	180.2	79.3	65.9 r	76.8 r	82.4 r	66.1 r
United States	111	527.2	129.5	124.2 r	105.5 r	145.0 r	155.9 r	852.3	183.3	166.2 r	150.5 r	174.9 r	153.0 r
Emerg. & Dev. Economies	200	4,338.4	1,090.9	999.0	893.4	1,196.6	1,264.3	6,487.6	1,494.0	1,542.1	1,240.6	1,503.5	1,369.3
Emerg. & Dev. Asia	505	1,235.8	305.9	208.7	187.4	251.5	266.0	2,185.5	520.6	499.3	411.5	494.6	446.9
American Samoa	859	....	....	....	....	....	....	0.0	....	0.0 r	0.0 r	0.0 r	0.0 r
Bangladesh	513	1.9	0.9	0.5 r	0.6 r	0.7 r	0.7 r	4.9	1.5	1.2 r	0.9 r	1.1 r	1.0 r
Brunei Darussalam	516	0.1	0.0	....	....	....	....	....	....	....	....	....	....
Cambodia	522	0.4	....	....	....	....	....	3.2	1.0	0.6 r	0.4 r	0.5 r	0.5 r
China,P.R.: Mainland	924	1,067.9	262.7	177.3 r	162.7 r	216.8 r	227.7 r	1,747.4	427.7	411.9 r	339.5 r	408.0 r	368.7 r
F.T. French Polynesia	887	8.5	0.6	1.0 r	0.7 r	1.1 r	1.2 r	....	....	....	....	....	....
India	534	14.1	2.8	3.6 r	3.4 r	4.5 r	4.6 r	264.8	52.7	49.2 r	39.4 r	47.8 r	43.6 r
Indonesia	536	7.7	2.5	1.7 r	1.9 r	2.3 r	2.3 r	41.9	7.0	7.8 r	6.1 r	7.5 r	6.9 r
Lao People's Dem.Rep	544	....	....	....	....	....	....	0.0	....	0.0 r	0.0 r	0.0 r	0.0 r
Malaysia	548	19.7	6.1	2.0 r	1.6 r	2.3 r	2.5 r	25.8	6.3	6.9 r	5.8 r	7.0 r	6.3 r
Maldives	556	0.0	0.0	....	....	....	....	....	....	....	....	....	....
Marshall Islands	867	0.0	....	0.0 r	0.1 r	0.1 r	0.1 r	0.0	....	0.0 r	0.0 r	0.0 r	0.0 r
Myanmar	518	0.3	....	0.3 r	0.4 r	0.4 r	0.4 r	0.1	0.0	0.1 r	0.0 r	0.0 r	0.0 r
Nepal	558	....	....	....	....	....	....	0.0	0.0	0.0 r	0.0 r	0.0 r	0.0 r
Philippines	566	16.1	4.0	2.7 r	2.7 r	3.5 r	3.6 r	11.2	2.7	3.3 r	2.8 r	3.3 r	3.0 r
Sri Lanka	524	0.1	....	0.1 r	0.0 r	0.0 r	0.1 r	2.8	0.8	0.7 r	0.4 r	0.6 r	0.6 r



# Uruguay (298)

In Millions of U.S. Dollars

		Exports (FOB)						Imports (CIF)					
		2015	2015Q3	2015Q4	2016Q1	2016Q2	2016Q3	2015	2015Q3	2015Q4	2016Q1	2016Q2	2016Q3
Thailand	578	44.0	10.2	10.0 r	6.0 r	9.6 r	11.3 r	37.1	8.9	7.2 r	6.6 r	7.6 r	6.6 r
Tonga	866	0.0	....	0.0 r	0.0 r	0.0 r	0.0 r	....	....	....	....	....	....
Vanuatu	846	0.2	0.0	....	....	....	....	....	....	....	....	....	....
Vietnam	582	54.6	15.8	9.6 r	7.0 r	10.3 r	11.5 r	46.2	12.1	10.5 r	9.5 r	11.1 r	9.7 r
Asia n.s.	598	0.3	0.2	....	....	....	....	0.0	0.0	....	....	....	....
<b>Europe</b>	170	<b>265.5</b>	<b>101.1</b>	<b>68.8</b>	<b>70.1</b>	<b>89.4</b>	<b>90.9</b>	<b>160.4</b>	<b>44.2</b>	<b>32.3</b>	<b>26.2</b>	<b>31.4</b>	<b>28.6</b>
<b>Emerg. &amp; Dev. Europe</b>	903	<b>162.4</b>	<b>69.8</b>	<b>47.3</b>	<b>53.5</b>	<b>65.8</b>	<b>64.8</b>	<b>85.9</b>	<b>22.0</b>	<b>21.1</b>	<b>17.2</b>	<b>20.5</b>	<b>18.7</b>
Albania	914	0.2	0.0	....	....	....	....	0.3	0.0	0.0 r	0.0 r	0.0 r	0.0 r
Bosnia and Herzegovina	963	....	....	....	....	....	....	0.6	0.2	0.1 r	0.0 r	0.1 r	0.1 r
Bulgaria	918	6.8	0.9	4.5 r	5.1 r	6.5 r	6.5 r	4.7	2.3	0.2 r	0.2 r	0.2 r	0.2 r
Croatia	960	....	....	....	....	....	....	0.2	0.0	0.1 r	0.0 r	0.1 r	0.0 r
Gibraltar	823	0.1	....	....	....	....	....	....	....	....	....	....	....
Hungary	944	4.9	1.9	0.7 r	0.7 r	0.9 r	1.0 r	8.4	2.4	2.9 r	3.2 r	3.5 r	2.9 r
Macedonia, FYR	962	0.3	0.1	0.1 r	0.1 r	0.1 r	0.1 r	0.7	0.2	0.4 r	0.2 r	0.3 r	0.3 r
Poland	964	17.5	4.1	5.7 r	4.4 r	6.3 r	6.9 r	10.6	2.0	1.7 r	1.4 r	1.6 r	1.5 r
Romania	968	4.1	1.0	0.9 r	1.2 r	1.4 r	1.3 r	6.0	1.9	1.5 r	1.5 r	1.7 r	1.4 r
Serbia, Republic of	942	0.1	....	0.1 r	0.1 r	0.1 r	0.1 r	0.7	....	0.7 r	1.1 r	1.0 r	0.8 r
Turkey	186	128.2	61.8	35.2 r	41.9 r	50.6 r	48.9 r	53.4	12.9	13.5 r	9.6 r	12.2 r	11.5 r
<b>CIS</b>	901	<b>103.1</b>	<b>31.3</b>	<b>21.5</b>	<b>16.5</b>	<b>23.6</b>	<b>26.1</b>	<b>74.4</b>	<b>22.2</b>	<b>11.1</b>	<b>9.0</b>	<b>10.8</b>	<b>9.8</b>
Armenia	911	0.0	....	0.0 r	0.0 r	0.0 r	0.0 r	0.0	....	....	....	....	....
Azerbaijan, Rep. of	912	0.0	....	....	....	....	....	....	....	....	....	....	....
Belarus	913	0.2	0.1	....	....	....	....	6.3	3.6	1.1 r	0.9 r	1.0 r	0.9 r
Georgia	915	1.6	0.3	0.6 r	0.4 r	0.6 r	0.7 r	0.5	0.2	0.2 r	0.1 r	0.2 r	0.2 r
Kazakhstan	916	2.1	0.6	0.0 r	0.0 r	0.0 r	0.0 r	0.0	....	....	....	....	....
Moldova	921	0.4	0.2	....	....	....	....	0.2	0.1	....	....	....	....
Russian Federation	922	98.2	30.0	20.9 r	16.1 r	23.0 r	25.4 r	67.1	18.3	9.8 r	8.0 r	9.6 r	8.7 r
Tajikistan	923	0.0	....	....	....	....	....	....	....	....	....	....	....
Ukraine	926	0.5	0.1	....	....	....	....	0.3	0.1	0.0 r	0.0 r	0.0 r	0.0 r
Europe n.s.	884	....	....	....	....	....	....	0.0	0.0	....	....	....	....
<b>Mid East, N Africa, Pak</b>	440	<b>290.3</b>	<b>57.3</b>	<b>52.4</b>	<b>62.0</b>	<b>75.2</b>	<b>73.1</b>	<b>105.8</b>	<b>47.8</b>	<b>5.4</b>	<b>4.4</b>	<b>5.3</b>	<b>4.8</b>
Afghanistan, I.R. of	512	0.2	0.0	....	....	....	....	0.0	0.0	....	....	....	....
Algeria	612	73.9	5.9	14.3 r	18.9 r	21.8 r	20.2 r	16.7	8.6	0.0 r	0.0 r	0.0 r	0.0 r
Bahrain, Kingdom of	419	0.1	....	0.0 r	0.0 r	0.0 r	0.0 r	0.1	0.0	....	....	....	....
Djibouti	611	....	....	....	....	....	....	0.0	....	0.0 r	0.0 r	0.0 r	0.0 r
Egypt	469	66.9	6.2	9.4 r	8.1 r	11.1 r	11.9 r	5.5	3.3	0.5 r	0.4 r	0.5 r	0.5 r
Iran, I.R. of	429	25.4	2.3	19.8 r	27.1 r	31.6 r	29.6 r	0.0	0.0	....	....	....	....
Iraq	433	79.5	30.9	....	....	....	....	....	....	....	....	....	....
Jordan	439	0.6	0.1	....	....	....	....	0.2	0.0	0.0 r	0.0 r	0.0 r	0.0 r
Kuwait	443	3.9	0.6	0.5 r	0.4 r	0.5 r	0.6 r	5.3	....	....	....	....	....
Lebanon	446	1.8	0.7	....	....	....	....	2.1	0.6	....	....	....	....
Libya	672	0.2	0.1	....	....	....	....	....	....	....	....	....	....
Mauritania	682	0.6	0.2	0.2 r	0.2 r	0.3 r	0.3 r	0.0	0.0	0.0 r	0.0 r	0.0 r	0.0 r
Morocco	686	13.5	2.3	2.5 r	1.7 r	2.6 r	3.0 r	1.6	0.4	0.5 r	0.4 r	0.5 r	0.4 r
Oman	449	1.4	0.4	0.8 r	0.7 r	1.0 r	1.0 r	14.7	10.7	....	....	....	....
Pakistan	564	2.6	0.5	0.3 r	0.2 r	0.3 r	0.4 r	6.3	1.4	1.0 r	1.0 r	1.1 r	0.9 r
Qatar	453	1.2	0.1	0.4 r	0.4 r	0.5 r	0.5 r	16.2	9.1	0.8 r	0.4 r	0.6 r	0.7 r
Saudi Arabia	456	7.9	1.8	2.4 r	2.8 r	3.4 r	3.4 r	25.2	5.6	1.3 r	1.1 r	1.3 r	1.2 r
Sudan	732	0.3	0.2	....	....	....	....	0.0	....	....	....	....	....
Syrian Arab Republic	463	0.2	....	....	....	....	....	0.5	0.1	0.2 r	0.1 r	0.2 r	0.2 r
Tunisia	744	0.1	....	....	....	....	....	0.6	0.2	0.2 r	0.2 r	0.3 r	0.2 r
United Arab Emirates	466	10.3	5.2	1.8 r	1.5 r	2.1 r	2.3 r	10.8	7.7	0.8 r	0.7 r	0.8 r	0.7 r
<b>Sub-Saharan Africa</b>	603	<b>115.6</b>	<b>32.1</b>	<b>28.0</b>	<b>23.3</b>	<b>31.0</b>	<b>32.9</b>	<b>450.7</b>	<b>7.0</b>	<b>139.5</b>	<b>114.1</b>	<b>137.5</b>	<b>124.6</b>
Angola	614	2.4	0.7	0.8 r	0.9 r	1.2 r	1.3 r	0.0	....	0.0 r	0.0 r	0.0 r	0.0 r
Benin	638	7.7	3.5	0.8 r	0.4 r	0.7 r	0.9 r	....	....	....	....	....	....
Botswana	616	0.0	0.0	....	....	....	....	....	....	....	....	....	....
Burkina Faso	748	0.1	0.1	....	....	....	....	0.0	....	0.0 r	0.0 r	0.0 r	0.0 r
Burundi	618	....	....	....	....	....	....	0.0	....	0.0 r	0.0 r	0.0 r	0.0 r
Cabo Verde	624	0.6	0.0	....	....	....	....	....	....	....	....	....	....
Cameroon	622	1.2	0.4	0.1 r	0.1 r	0.2 r	0.2 r	....	....	....	....	....	....
Congo, Dem. Rep. of	636	....	....	....	....	....	....	0.0	0.0	....	....	....	....

# Uruguay (298)

In Millions of U.S. Dollars

		Exports (FOB)						Imports (CIF)					
		2015	2015Q3	2015Q4	2016Q1	2016Q2	2016Q3	2015	2015Q3	2015Q4	2016Q1	2016Q2	2016Q3
Congo, Republic of	634	4.4	2.0	0.8 r	0.7 r	1.0 r	1.1 r	....	....	....	....	....	....
Côte d'Ivoire	662	1.8	1.2	0.1 r	0.1 r	0.2 r	0.2 r	0.2	....	....	....	....	....
Equatorial Guinea	642	1.1	....	1.1 r	1.7 r	1.4 r	1.2 r	....	....	....	....	....	....
Ethiopia	644	0.1	....	0.1 r	0.2 r	0.1 r	0.1 r	0.0	0.0	....	....	....	....
Gabon	646	4.4	2.1	0.9 r	0.2 r	0.5 r	0.8 r	0.2	0.1	0.0 r	0.0 r	0.0 r	0.0 r
Gambia, The	648	0.2	....	....	....	....	....	....	....	....	....	....	....
Ghana	652	0.3	0.1	0.2 r	0.2 r	0.2 r	0.2 r	0.0	0.0	....	....	....	....
Guinea	656	0.3	0.1	....	....	....	....	....	....	....	....	....	....
Guinea-Bissau	654	1.1	0.7	....	....	....	....	....	....	....	....	....	....
Kenya	664	0.6	0.1	0.2 r	0.2 r	0.3 r	0.3 r	0.0	0.0	....	....	....	....
Lesotho	666	....	....	....	....	....	....	0.0	....	0.0 r	0.0 r	0.0 r	0.0 r
Liberia	668	1.6	0.1	1.0 r	0.7 r	0.9 r	1.0 r	....	....	....	....	....	....
Madagascar	674	....	....	....	....	....	....	0.0	0.0	....	....	....	....
Malawi	676	....	....	....	....	....	....	0.4	....	....	....	....	....
Mali	678	0.1	0.1	....	....	....	....	....	....	....	....	....	....
Mauritius	684	0.8	0.0	0.0 r	0.0 r	0.0 r	0.0 r	0.0	....	0.0 r	0.0 r	0.0 r	0.0 r
Mozambique	688	0.0	....	....	....	....	....	....	....	....	....	....	....
Namibia	728	0.0	0.0	....	....	....	....	0.0	....	0.0 r	0.0 r	0.0 r	0.0 r
Nigeria	694	25.0	10.3	2.3 r	2.0 r	2.7 r	2.9 r	425.0	0.4	135.5 r	110.8 r	133.5 r	121.0 r
São Tomé & Príncipe	716	....	....	....	....	....	....	0.0	....	0.0 r	0.0 r	0.0 r	0.0 r
Senegal	722	0.6	0.2	0.1 r	0.1 r	0.1 r	0.1 r	0.5	0.1	....	....	....	....
Seychelles	718	....	....	....	....	....	....	0.1	0.0	0.0 r	0.0 r	0.0 r	0.0 r
Sierra Leone	724	31.7	4.5	12.6 r	9.5 r	13.0 r	13.9 r	0.1	0.0	....	....	....	....
South Africa	199	29.1	5.4	6.7 r	6.4 r	8.4 r	8.7 r	19.9	4.1	3.9 r	3.2 r	3.9 r	3.5 r
Tanzania	738	0.0	0.0	....	....	....	....	0.0	0.0	....	....	....	....
Togo	742	0.0	0.0	....	....	....	....	3.9	2.2	....	....	....	....
Zambia	754	0.1	0.1	....	....	....	....	0.2	....	....	....	....	....
Zimbabwe	698	0.2	0.2	....	....	....	....	....	....	....	....	....	....
Africa n.s.	799	0.0	....	....	....	....	....	....	....	....	....	....	....
<b>Western Hemisphere</b>	<b>205</b>	<b>2,431.2</b>	<b>594.6</b>	<b>641.0</b>	<b>550.6</b>	<b>749.5</b>	<b>801.4</b>	<b>3,585.2</b>	<b>874.4</b>	<b>865.7</b>	<b>684.4</b>	<b>834.7</b>	<b>764.4</b>
Antigua and Barbuda	311	0.1	0.0	0.1 r	0.1 r	0.1 r	0.1 r	....	....	....	....	....	....
Argentina	213	380.3	91.7	86.6 r	77.1 r	104.0 r	110.4 r	1,235.0	321.9	286.2 r	228.3 r	277.6 r	253.5 r
Aruba	314	1.4	0.3	0.5 r	0.5 r	0.6 r	0.6 r	0.0	....	....	....	....	....
Bahamas, The	313	0.3	0.1	....	....	....	....	9.1	0.0	0.0 r	0.0 r	0.0 r	0.0 r
Barbados	316	4.1	0.9	0.8 r	0.7 r	1.0 r	1.0 r	0.2	0.1	0.0 r	0.0 r	0.0 r	0.0 r
Belize	339	0.0	0.0	....	....	....	....	0.0	....	....	....	....	....
Bermuda	319	....	....	....	....	....	....	0.0	....	....	....	....	....
Bolivia	218	35.2	4.5	12.7 r	10.3 r	14.4 r	15.7 r	7.3	1.5	1.7 r	1.6 r	1.9 r	1.6 r
Brazil	223	1,134.2	293.6	250.7 r	212.5 r	292.4 r	314.6 r	1,626.1	409.3	429.8 r	334.1 r	409.9 r	377.4 r
Chile	228	117.4	32.6	26.0 r	23.3 r	31.3 r	33.2 r	139.5	29.8	46.1 r	38.2 r	45.8 r	41.4 r
Colombia	233	23.9	6.4	5.5 r	5.3 r	6.9 r	7.2 r	20.7	4.7	5.7 r	4.7 r	5.7 r	5.2 r
Costa Rica	238	12.4	3.3	4.8 r	3.5 r	5.1 r	5.6 r	4.7	1.0	1.3 r	1.0 r	1.2 r	1.1 r
Curacao	354	3.7	....	3.7 r	5.9 r	5.1 r	4.3 r	....	....	....	....	....	....
Dominica	321	....	....	....	....	....	....	0.1	0.1	....	....	....	....
Dominican Republic	243	4.1	0.6	1.3 r	1.2 r	1.6 r	1.6 r	2.3	0.4	0.8 r	0.6 r	0.7 r	0.7 r
Ecuador	248	12.1	3.2	2.2 r	2.0 r	2.6 r	2.8 r	21.4	4.3	6.5 r	5.7 r	6.7 r	5.9 r
El Salvador	253	0.8	0.3	0.1 r	0.1 r	0.1 r	0.1 r	0.2	0.0	0.1 r	0.1 r	0.1 r	0.1 r
Grenada	328	0.0	0.0	....	....	....	....	....	....	....	....	....	....
Guatemala	258	6.3	1.5	1.5 r	1.6 r	2.0 r	2.0 r	0.5	0.1	0.2 r	0.1 r	0.2 r	0.2 r
Guyana	336	2.9	0.4	1.4 r	1.2 r	1.6 r	1.8 r	0.0	0.0	....	....	....	....
Haiti	263	0.2	0.0	0.0 r	0.0 r	0.0 r	0.0 r	0.0	0.0	....	....	....	....
Honduras	268	1.9	0.3	0.4 r	0.6 r	0.7 r	0.6 r	0.5	0.1	0.1 r	0.1 r	0.1 r	0.1 r
Jamaica	343	0.4	0.1	0.1 r	0.1 r	0.1 r	0.1 r	0.0	0.0	....	....	....	....
Mexico	273	215.9	44.0	66.4 r	70.9 r	89.5 r	90.0 r	229.7	59.5	53.1 r	42.5 r	51.6 r	47.1 r
Netherlands Antilles	353	2.7	0.7	0.4 r	....	....	....	....	....	....	....	....	....
Nicaragua	278	3.0	1.1	0.3 r	0.2 r	0.3 r	0.4 r	0.1	0.0	0.0 r	0.0 r	0.0 r	0.0 r
Panama	283	7.2	2.3	2.0 r	1.9 r	2.5 r	2.6 r	1.5	0.3	0.2 r	0.2 r	0.2 r	0.2 r
Paraguay	288	116.4	30.8	27.4 r	25.2 r	33.6 r	35.3 r	118.1	27.7	26.6 r	21.1 r	25.7 r	23.5 r
Peru	293	123.5	29.6	34.5 r	30.7 r	41.4 r	44.0 r	29.5	6.0	6.8 r	6.0 r	7.0 r	6.2 r
St. Lucia	362	0.0	0.0	....	....	....	....	0.0	....	....	....	....	....

# Uruguay (298)

In Millions of U.S. Dollars

		Exports (FOB)						Imports (CIF)					
		2015	2015Q3	2015Q4	2016Q1	2016Q2	2016Q3	2015	2015Q3	2015Q4	2016Q1	2016Q2	2016Q3
St. Vincent & Grens.	364	0.1	....	....	....	....	....	....	....	....	....	....	....
Suriname	366	0.0	0.0	....	....	....	....	0.0	....	....	....	....	....
Trinidad and Tobago	369	13.5	4.2	3.4 r	2.6 r	3.7 r	4.1 r	12.6	7.4	....	....	....	....
Venezuela, Rep. Bol.	299	207.0	41.8	108.3 r	73.1 r	108.7 r	123.2 r	125.5	0.2	0.1 r	0.1 r	0.1 r	0.1 r
Western Hem. n.s.	399	....	....	....	....	....	....	0.4	0.1	0.1 r	0.1 r	0.1 r	0.1 r
<b>Other Countries n.i.e</b>	<b>910</b>	<b>20.6</b>	<b>1.8</b>	<b>2.2</b>	<b>2.4</b>	<b>3.0</b>	<b>2.9</b>	<b>1.3</b>	<b>0.1</b>	<b>0.3</b>	<b>0.2</b>	<b>0.2</b>	<b>0.2</b>
Cuba	928	20.6	1.8	2.2 r	2.4 r	3.0 r	2.9 r	1.1	0.1	0.2 r	0.2 r	0.2 r	0.2 r
Korea, Dem. People's Rep.	954	....	....	....	....	....	....	0.2	0.0	0.1 r	0.0 r	0.0 r	0.0 r
<b>Special Categories</b>	<b>899</b>	<b>29.2</b>	<b>8.6</b>	<b>9.3 r</b>	<b>8.0 r</b>	<b>10.9 r</b>	<b>11.7 r</b>	<b>29.7</b>	<b>8.5</b>	<b>4.4 r</b>	<b>2.2 r</b>	<b>2.6 r</b>	<b>2.3 r</b>
<b>Countries &amp; Areas n.s.</b>	<b>898</b>	<b>1,611.5</b>	<b>481.4</b>	<b>376.2 r</b>	<b>324.4 r</b>	<b>443.2 r</b>	<b>474.5 r</b>	<b>13.6</b>	<b>3.2</b>	<b>4.7 r</b>	<b>5.8 r</b>	<b>6.1 r</b>	<b>5.9 r</b>
<b>Memorandum Items</b>													
Africa	605	203.9	40.6	45.1	44.0	55.6	56.4	469.6	16.2	140.2	114.7	138.3	125.3
Middle East	405	199.2	48.3	35.0	41.0	50.2	49.2	80.6	37.1	3.7	2.8	3.5	3.2
European Union	998	896.2	231.2	227.0	205.1	263.0	276.1	1,640.5	453.7	379.4	360.4	400.3	352.7
Export earnings: fuel	080	633.1	153.1	198.7	166.8	227.3	243.3	768.9	78.6	162.4	133.1	160.3	145.1
Export earnings: nonfuel	092	7,179.9	1,882.6	1,600.7	1,432.1	1,912.8	2,023.0	8,750.6	2,162.1	2,051.0	1,703.0	2,026.1	1,833.5

# Uzbekistan (927)

In Millions of U.S. Dollars

		Exports (FOB)						Imports (CIF)					
		2015	2015Q3	2015Q4	2016Q1	2016Q2	2016Q3	2015	2015Q3	2015Q4	2016Q1	2016Q2	2016Q3
IFS World		....	....	....	....	....	....	....	....	....	....	....	....
World	001	6,480.4	1,530.5	1,784.7	1,423.5	1,738.4	2,039.9	10,844.1	2,595.1	2,592.0	2,193.4	2,422.8	2,626.0
Advanced Economies	110	2,014.7	408.3	759.7	387.0	430.7	854.2	3,589.2	788.4	825.8	700.6	705.6	969.1
Euro Area	163	224.0	55.2	69.6	41.1	31.2	32.3	1,514.8	410.3	413.8	371.5	386.1	425.3
Austria	122	1.8 e	0.3 e	0.8 e	0.3 e	0.2 e	0.3 e	115.9 e	21.7 e	36.0 e	12.9 e	13.5 e	9.8 e
Belgium	124	7.5 e	1.7 e	1.6 e	1.5 e	1.9 e	1.9 e	50.6 e	16.4 e	11.9 e	11.8 e	13.2 e	13.8 e
Cyprus	423	....	....	....	....	0.0 e	0.0 e	0.0 e	0.0 e	0.0 e	0.0 e	0.0 e	0.0 e
Estonia	939	0.3 e	0.1 e	0.1 e	0.0 e	0.0 e	0.1 e	12.0 e	3.0 e	3.3 e	3.7 e	3.2 e	4.9 e
Finland	172	0.0 e	0.0 e	0.0 e	0.0 e	0.0 e	0.2 e	19.1 e	4.6 e	5.8 e	6.2 e	6.6 e	5.9 e
France	132	164.9 e	40.3 e	53.2 e	25.3 e	7.2 e	12.0 e	197.1 e	78.7 e	49.8 e	21.6 e	27.6 e	105.7 e
Germany	134	17.4 e	5.1 e	4.7 e	6.0 e	4.4 e	4.6 e	495.5 e	117.7 e	135.1 e	139.6 e	128.0 e	133.2 e
Greece	174	0.1 e	....	0.0 e	0.6 e	0.1 e	0.1 e	3.4 e	0.0 e	0.5 e	0.4 e	0.5 e	0.1 e
Ireland	178	0.1 e	0.0 e	0.0 e	0.0 e	0.0 e	0.1 e	10.5 e	4.1 e	1.4 e	4.2 e	6.9 e	5.9 e
Italy	136	5.5 e	1.3 e	1.8 e	1.1 e	4.8 e	4.5 e	163.0 e	41.7 e	50.6 e	35.4 e	47.6 e	58.9 e
Latvia	941	9.5 e	2.2 e	4.4 e	2.4 e	5.1 e	3.4 e	79.9 e	28.9 e	18.2 e	28.4 e	37.2 e	23.8 e
Lithuania	946	4.6 e	1.0 e	1.2 e	0.9 e	1.0 e	0.8 e	130.8 e	29.4 e	33.3 e	46.7 e	30.2 e	27.3 e
Luxembourg	137	0.0 e	....	....	....	0.0 e	....	3.1 e	1.4 e	0.5 e	1.6 e	3.5 e	0.3 e
Malta	181	0.0 e	....	....	....	....	....	....	....	....	....	....	0.0 e
Netherlands	138	3.6 e	0.9 e	0.7 e	0.9 e	2.1 e	0.9 e	98.2 e	19.6 e	25.8 e	18.0 e	25.3 e	21.3 e
Portugal	182	6.2 e	1.5 e	0.5 e	0.9 e	2.0 e	1.4 e	0.1 e	0.1 e	0.0 e	0.0 e	0.2 e	0.2 e
Slovak Republic	936	0.1 e	0.0 e	0.0 e	0.1 e	0.3 e	0.3 e	13.3 e	1.5 e	3.1 e	1.5 e	2.5 e	0.6 e
Slovenia	961	0.1 e	0.0 e	0.0 e	0.0 e	0.1 e	....	46.0 e	10.2 e	9.0 e	4.9 e	7.5 e	5.8 e
Spain	184	2.4 e	0.8 e	0.6 e	1.0 e	2.0 e	1.8 e	76.2 e	31.1 e	29.4 e	34.6 e	32.7 e	7.8 e
Australia	193	1.3 e	0.3 e	0.4 e	0.0 e	0.0 e	0.0 e	2.0 e	0.2 e	1.1 e	0.0 e	0.1 e	0.0 e
Canada	156	0.3 e	0.1 e	0.1 e	0.1 e	0.2 e	0.0 e	11.5 e	10.1 e	0.4 e	0.6 e	1.8 e	0.8 e
China,P.R.: Hong Kong	532	2.2 e	0.6 e	0.2 e	0.3 e	0.3 e	0.2 e	22.9 e	3.1 e	9.1 e	2.9 e	4.3 e	8.7 e
Czech Republic	935	3.3 e	0.6 e	0.7 e	1.0 e	0.9 e	0.4 e	65.1 e	12.3 e	17.0 e	8.8 e	17.9 e	22.1 e
Denmark	128	0.1 e	0.0 e	0.0 e	0.0 e	0.0 e	0.0 e	34.8 e	7.5 e	10.8 e	1.7 e	3.5 e	3.0 e
Iceland	176	0.0 e	0.0 e	....	....	0.0 e	0.0 e	....	....	....	....	....	....
Israel	436	1.1 e	0.2 e	0.2 e	....	0.1 e	0.1 e	15.9 e	4.5 e	2.2 e	1.2 e	2.0 e	1.4 e
Japan	158	2.6 e	0.6 e	0.6 e	0.6 e	0.4 e	1.0 e	268.5 e	31.2 e	17.8 e	35.8 e	35.9 e	46.4 e
Korea, Republic of	542	15.2 e	2.8 e	4.4 e	4.0 e	5.5 e	3.6 e	1,361.1 e	252.8 e	287.2 e	214.8 e	195.8 e	254.1 e
New Zealand	196	0.0 e	0.0 e	0.0 e	0.0 e	0.0 e	0.0 e	2.7 e	0.3 e	0.9 e	0.7 e	0.1 e	0.6 e
Norway	142	0.0 e	0.0 e	0.0 e	0.0 e	0.0 e	0.0 e	1.1 e	0.5 e	0.3 e	0.3 e	0.1 e	0.1 e
Singapore	576	0.1 e	0.0 e	0.0 e	0.0 e	0.0 e	0.2 e	2.3 e	0.5 e	0.3 e	1.1 e	0.4 e	10.1 e
Sweden	144	0.8 e	0.0 e	0.0 e	0.0 e	0.0 e	0.0 e	19.4 e	1.5 e	4.4 e	5.3 e	6.7 e	4.6 e
Switzerland	146	1,751.5 e	345.3 e	680.1 e	335.2 e	370.4 e	812.7 e	81.8 e	13.3 e	33.5 e	28.3 e	22.7 e	23.0 e
Taiwan Prov.of China	528	1.7 e	0.7 e	0.4 e	0.5 e	0.4 e	0.4 e	7.0 e	2.0 e	1.5 e	2.8 e	2.1 e	1.4 e
United Kingdom	112	1.1 e	0.3 e	0.2 e	1.4 e	0.2 e	0.6 e	32.1 e	8.6 e	6.7 e	6.6 e	12.7 e	17.4 e
United States	111	9.4 e	1.5 e	2.9 e	2.9 e	21.1 e	2.7 e	146.3 e	29.8 e	18.8 e	18.1 e	13.5 e	150.0 e
<b>Emerg. &amp; Dev. Economies</b>	<b>200</b>	<b>4,465.6</b>	<b>1,122.2</b>	<b>1,024.9</b>	<b>1,036.5</b>	<b>1,307.7</b>	<b>1,185.8</b>	<b>7,255.0</b>	<b>1,806.6</b>	<b>1,766.2</b>	<b>1,492.8</b>	<b>1,717.1</b>	<b>1,656.9</b>
<b>Emerg. &amp; Dev. Asia</b>	<b>505</b>	<b>1,757.1</b>	<b>425.4</b>	<b>349.1</b>	<b>457.2</b>	<b>516.7</b>	<b>461.2</b>	<b>2,644.6</b>	<b>671.9</b>	<b>644.1</b>	<b>556.0</b>	<b>683.3</b>	<b>682.3</b>
Bangladesh	513	466.6 e	111.6 e	67.8 e	60.1 e	74.6 e	80.9 e	11.1 e	2.8 e	3.3 e	3.7 e	3.7 e	4.5 e
Cambodia	522	0.0 e	0.0 e	0.0 e	0.0 e	0.0 e	0.0 e	....	....	....	....	....	....
China,P.R.: Mainland	924	1,195.1 e	294.3 e	251.5 e	379.4 e	431.3 e	361.1 e	2,371.1 e	602.7 e	583.6 e	491.0 e	593.0 e	587.3 e
India	534	53.6 e	15.7 e	8.5 e	13.0 e	5.6 e	14.0 e	117.3 e	21.6 e	25.8 e	25.8 e	24.7 e	20.2 e
Indonesia	536	6.8 e	0.8 e	2.1 e	1.9 e	3.0 e	2.9 e	6.0 e	0.8 e	1.4 e	1.2 e	1.3 e	1.3 e
Malaysia	548	6.6 e	0.0 e	0.0 e	0.8 e	0.0 e	0.1 e	103.3 e	34.6 e	21.6 e	25.8 e	51.5 e	55.0 e
Mongolia	948	4.2 e	1.0 e	1.0 e	1.1 e	1.1 e	1.1 e	0.0 e	0.0 e	0.0 e	0.0 e	0.0 e	0.0 e
Philippines	566	0.0 e	....	....	....	....	....	1.2 e	0.2 e	0.4 e	1.0 e	1.1 e	1.2 e
Samoa	862	0.0 e	0.0 e	0.0 e	0.0 e	0.0 e	0.0 e	....	....	....	....	....	....
Sri Lanka	524	19.3 e	0.2 e	17.2 e	0.2 e	....	....	6.0 e	0.9 e	1.9 e	1.8 e	1.4 e	2.2 e
Thailand	578	1.1 e	0.9 e	0.0 e	0.0 e	0.0 e	0.0 e	9.4 e	3.3 e	1.1 e	1.2 e	1.4 e	5.2 e
Vietnam	582	3.8 e	1.0 e	1.0 e	0.9 e	1.0 e	1.0 e	19.1 e	5.0 e	5.0 e	4.6 e	5.1 e	5.4 e
<b>Europe</b>	<b>170</b>	<b>2,254.1</b>	<b>596.4</b>	<b>563.4</b>	<b>444.9</b>	<b>649.7</b>	<b>603.8</b>	<b>4,543.3</b>	<b>1,119.2</b>	<b>1,106.5</b>	<b>910.5</b>	<b>1,019.2</b>	<b>961.2</b>
<b>Emerg. &amp; Dev. Europe</b>	<b>903</b>	<b>700.3</b>	<b>190.1</b>	<b>181.6</b>	<b>154.0</b>	<b>196.3</b>	<b>173.4</b>	<b>718.6</b>	<b>171.9</b>	<b>180.4</b>	<b>184.3</b>	<b>216.7</b>	<b>148.4</b>
Bosnia and Herzegovina	963	1.0 e	0.3 e	0.3 e	0.2 e	0.3 e	0.3 e	....	....	....	....	....	....
Bulgaria	918	1.8 e	0.5 e	0.3 e	0.1 e	0.5 e	0.2 e	19.5 e	5.5 e	4.5 e	3.4 e	4.2 e	2.4 e
Croatia	960	0.1 e	....	0.1 e	0.1 e	....	....	0.8 e	0.0 e	0.7 e	0.0 e	0.4 e	....
Faroe Islands	816	0.0 e	0.0 e	0.0 e	0.0 e	0.0 e	0.0 e	....	....	....	....	....	....

# Uzbekistan (927)

In Millions of U.S. Dollars

		Exports (FOB)						Imports (CIF)					
		2015	2015Q3	2015Q4	2016Q1	2016Q2	2016Q3	2015	2015Q3	2015Q4	2016Q1	2016Q2	2016Q3
Hungary	944	0.6 e	0.1 e	0.1 e	0.0 e	....	0.1 e	46.1 e	15.4 e	6.5 e	10.4 e	10.9 e	10.4 e
Macedonia, FYR	962	0.3 e	0.1 e	0.1 e	0.1 e	0.1 e	0.1 e	....	....	....	....	....	....
Montenegro	943	....	....	....	....	....	0.0 e	0.2 e	....	0.1 e	....	0.1 e	....
Poland	964	22.7 e	5.7 e	5.8 e	6.3 e	5.8 e	6.1 e	117.8 e	27.3 e	31.7 e	21.4 e	29.6 e	20.8 e
Romania	968	2.4 e	0.5 e	0.2 e	0.4 e	0.3 e	0.3 e	15.8 e	2.2 e	3.7 e	3.1 e	9.6 e	3.1 e
Serbia, Republic of	942	0.0 e	0.0 e	0.0 e	0.0 e	0.1 e	0.1 e	0.4 e	0.1 e	....	0.2 e	0.3 e	0.2 e
Turkey	186	671.3 e	183.1 e	174.9 e	146.7 e	189.3 e	166.2 e	518.0 e	121.3 e	133.1 e	145.8 e	161.5 e	111.6 e
<b>CIS</b>	<b>901</b>	<b>1,553.8</b>	<b>406.3</b>	<b>381.7</b>	<b>290.9</b>	<b>453.4</b>	<b>430.3</b>	<b>3,824.6</b>	<b>947.3</b>	<b>926.1</b>	<b>726.2</b>	<b>802.6</b>	<b>812.8</b>
Armenia	911	1.6 e	0.2 e	0.5 e	0.2 e	0.4 e	0.3 e	2.7 e	0.7 e	1.1 e	0.3 e	0.7 e	0.2 e
Azerbaijan, Rep. of	912	5.8 e	1.8 e	1.1 e	0.8 e	1.0 e	1.1 e	11.5 e	2.8 e	2.2 e	1.8 e	2.0 e	2.4 e
Belarus	913	26.2 e	6.4 e	6.0 e	5.9 e	6.1 e	7.0 e	39.8 e	10.6 e	8.7 e	7.4 e	8.6 e	8.8 e
Georgia	915	6.6 e	0.9 e	1.4 e	2.1 e	2.7 e	1.6 e	103.0 e	20.6 e	36.8 e	17.5 e	23.9 e	14.6 e
Kazakhstan	916	684.6 e	171.7 e	155.8 e	113.7 e	168.8 e	163.7 e	998.8 e	256.8 e	226.0 e	179.9 e	188.0 e	174.8 e
Kyrgyz Republic	917	55.9 e	14.9 e	13.6 e	10.9 e	15.0 e	14.3 e	100.7 e	21.6 e	28.2 e	21.3 e	16.9 e	29.1 e
Moldova	921	11.6 e	2.8 e	2.9 e	2.4 e	2.7 e	2.7 e	7.0 e	1.6 e	1.8 e	1.5 e	1.7 e	1.8 e
Russian Federation	922	567.7 e	153.8 e	142.4 e	124.1 e	199.0 e	187.5 e	2,369.5 e	589.3 e	573.6 e	466.9 e	517.3 e	539.7 e
Tajikistan	923	135.0 e	39.5 e	42.5 e	19.7 e	38.4 e	33.3 e	6.8 e	1.9 e	1.6 e	1.5 e	1.8 e	1.8 e
Ukraine	926	58.8 e	14.3 e	15.5 e	11.1 e	19.4 e	18.8 e	185.0 e	41.4 e	46.1 e	28.2 e	41.6 e	39.6 e
<b>Mid East, N Africa, Pak</b>	<b>440</b>	<b>446.8</b>	<b>98.6</b>	<b>111.3</b>	<b>132.9</b>	<b>139.7</b>	<b>119.2</b>	<b>3.9</b>	<b>1.2</b>	<b>0.8</b>	<b>0.7</b>	<b>0.9</b>	<b>0.6</b>
Afghanistan, I.R. of	512	317.0 e	68.6 e	78.9 e	106.9 e	106.6 e	87.8 e	0.3 e	0.1 e	0.1 e	0.1 e	0.1 e	0.1 e
Algeria	612	0.1 e	0.0 e	0.0 e	0.0 e	0.0 e	0.0 e	0.0 e	0.0 e	0.0 e	0.0 e	0.0 e	0.0 e
Bahrain, Kingdom of	419	0.1 e	0.0 e	0.0 e	0.0 e	0.0 e	0.0 e	....	....	....	....	....	....
Egypt	469	7.9 e	0.5 e	2.8 e	0.5 e	0.6 e	0.5 e	0.9 e	0.6 e	0.0 e	....	....	....
Iran, I.R. of	429	90.6 e	22.2 e	22.2 e	19.0 e	25.6 e	24.7 e	....	....	....	....	....	....
Jordan	439	0.1 e	....	0.0 e	0.2 e	0.1 e	0.1 e	0.4 e	....	0.1 e	....	0.2 e	....
Kuwait	443	0.0 e	0.0 e	0.0 e	0.0 e	0.0 e	0.0 e	....	....	....	....	....	....
Lebanon	446	0.2 e	0.0 e	0.0 e	0.1 e	0.1 e	0.1 e	0.0 e	....	....	....	....	....
Mauritania	682	0.0 e	0.0 e	0.0 e	0.0 e	0.0 e	0.0 e	....	....	....	....	....	....
Morocco	686	3.4 e	0.6 e	0.6 e	0.0 e	0.0 e	0.0 e	0.2 e	0.0 e	....	....	....	....
Oman	449	....	....	....	....	....	....	....	....	....	0.0 e	0.0 e	0.0 e
Pakistan	564	1.1 e	0.3 e	0.3 e	0.2 e	0.3 e	0.3 e	2.1 e	0.5 e	0.5 e	0.5 e	0.5 e	0.5 e
Saudi Arabia	456	6.4 e	1.5 e	1.6 e	1.4 e	1.3 e	1.0 e	....	....	....	....	....	....
Syrian Arab Republic	463	0.6 e	0.1 e	0.2 e	0.1 e	0.1 e	0.1 e	0.2 e	0.0 e	0.0 e	0.0 e	0.0 e	0.0 e
Tunisia	744	0.2 e	0.0 e	0.1 e	0.0 e	0.1 e	0.0 e	....	....	....	....	....	....
United Arab Emirates	466	19.1 e	4.6 e	4.7 e	4.2 e	4.8 e	4.4 e	....	....	....	....	....	....
West Bank and Gaza	487	0.1 e	0.0 e	0.0 e	0.0 e	0.0 e	0.0 e	....	....	....	....	....	....
<b>Sub-Saharan Africa</b>	<b>603</b>	<b>2.0</b>	<b>0.5</b>	<b>0.5</b>	<b>0.5</b>	<b>0.7</b>	<b>0.9</b>	<b>0.6</b>	<b>0.6</b>	<b>0.0</b>	<b>0.0</b>	<b>0.0</b>	<b>0.0</b>
Cabo Verde	624	0.0 e	0.0 e	0.0 e	0.0 e	0.0 e	0.0 e	....	....	....	....	....	....
Cameroon	622	....	....	....	0.0 e	0.0 e	0.0 e	....	....	....	....	....	....
Côte d'Ivoire	662	0.0 e	0.0 e	0.0 e	0.0 e	0.0 e	0.0 e	....	....	....	....	....	....
Ethiopia	644	1.7 e	0.4 e	0.5 e	0.4 e	0.4 e	0.4 e	0.0 e	0.0 e	0.0 e	0.0 e	0.0 e	0.0 e
Madagascar	674	0.0 e	0.0 e	0.0 e	0.0 e	0.0 e	0.0 e	....	....	....	....	....	....
Malawi	676	....	....	....	....	....	....	0.0 e	0.0 e	0.0 e	0.0 e	0.0 e	0.0 e
Mauritius	684	0.0 e	....	0.0 e	0.1 e	0.1 e	0.1 e	0.0 e	....	....	....	....	....
Namibia	728	....	....	....	....	....	....	0.0 e	0.0 e	0.0 e	0.0 e	0.0 e	0.0 e
Niger	692	0.0 e	0.0 e	0.0 e	0.0 e	0.0 e	0.0 e	....	....	....	....	....	....
Seychelles	718	....	....	....	....	....	....	0.0 e	0.0 e	0.0 e	0.0 e	0.0 e	0.0 e
South Africa	199	0.2 e	0.0 e	0.0 e	0.0 e	0.1 e	0.4 e	0.6 e	0.6 e	0.0 e	0.0 e	0.0 e	0.0 e
Tanzania	738	0.0 e	0.0 e	0.0 e	0.0 e	0.0 e	0.0 e	....	....	....	....	....	....
<b>Western Hemisphere</b>	<b>205</b>	<b>5.5</b>	<b>1.4</b>	<b>0.6</b>	<b>1.0</b>	<b>1.0</b>	<b>0.7</b>	<b>62.6</b>	<b>13.9</b>	<b>14.8</b>	<b>25.6</b>	<b>13.6</b>	<b>12.8</b>
Argentina	213	2.3 e	0.6 e	0.6 e	0.6 e	0.6 e	0.6 e	49.9 e	12.5 e	12.5 e	12.5 e	12.5 e	12.5 e
Bolivia	218	0.0 e	0.0 e	0.0 e	....	....	....	....	....	....	....	....	....
Brazil	223	2.5 e	0.4 e	0.0 e	....	....	0.0 e	10.6 e	1.1 e	1.9 e	12.9 e	0.7 e	0.0 e
Chile	228	0.2 e	0.1 e	0.0 e	0.3 e	0.3 e	....	0.1 e	0.0 e	....	....	0.1 e	....
Colombia	233	0.6 e	0.3 e	0.1 e	0.2 e	0.2 e	0.2 e	0.0 e	....	....	....	....	....
Costa Rica	238	....	....	....	....	....	....	0.1 e	0.0 e	0.0 e	0.0 e	0.0 e	0.0 e
Dominican Republic	243	0.0 e	0.0 e	0.0 e	0.0 e	0.0 e	0.0 e	....	....	....	....	....	....
Ecuador	248	....	....	....	....	....	....	2.0 e	0.2 e	0.4 e	0.2 e	0.3 e	0.3 e
St. Kitts and Nevis	361	0.0 e	0.0 e	0.0 e	0.0 e	0.0 e	0.0 e	....	....	....	....	....	....
Trinidad and Tobago	369	0.0 e	0.0 e	0.0 e	0.0 e	0.0 e	0.0 e	....	....	....	....	....	....

# Uzbekistan (927)

In Millions of U.S. Dollars

		Exports (FOB)						Imports (CIF)					
		2015	2015Q3	2015Q4	2016Q1	2016Q2	2016Q3	2015	2015Q3	2015Q4	2016Q1	2016Q2	2016Q3
Other Countries n.i.e	910	0.0	0.0	0.0	0.0	0.0	0.0	....	....	....	....	....	....
Cuba	928	0.0 e	0.0 e	0.0 e	0.0 e	0.0 e	0.0 e	....	....	....	....	....	....
Memorandum Items													
Africa	605	5.8	1.1	1.1	0.6	0.8	1.0	0.8	0.6	0.0	0.0	0.0	0.0
Middle East	405	125.1	29.1	31.5	25.6	32.7	31.0	1.4	0.6	0.2	0.1	0.3	0.1
European Union	998	256.9	62.8	76.9	50.4	38.9	40.0	1,866.2	490.7	499.9	432.2	481.6	509.0
Export earnings: fuel	080	1,375.1	356.0	327.9	263.4	400.7	382.7	3,381.9	849.1	802.2	648.9	707.6	717.2
Export earnings: nonfuel	092	5,105.3	1,174.4	1,456.8	1,160.1	1,337.7	1,657.3	7,462.3	1,746.0	1,789.8	1,544.5	1,715.1	1,908.9

# Vanuatu (846)

In Millions of U.S. Dollars

		Exports (FOB)						Imports (CIF)					
		2015	2015Q3	2015Q4	2016Q1	2016Q2	2016Q3	2015	2015Q3	2015Q4	2016Q1	2016Q2	2016Q3
IFS World		61.9	....	....	....	....	....	387.8	....	....	....	....	....
World	001	106.1	25.9	35.8	25.1	19.1	21.4	253.7	59.6	71.6	62.0	72.1	49.2
Advanced Economies	110	35.9	6.8	17.2	9.1	6.3	8.4	184.7	41.8	47.6	45.9	44.6	24.3
Euro Area	163	0.7	0.2	0.4	0.1	0.1	2.9	9.5	3.1	2.8	2.2	2.6	3.2
Austria	122	0.0	0.0 r	....	....	....	0.0 r	0.1	....	....	....	....	....
Belgium	124	0.0	....	0.0 r	....	0.0 r	0.0 r	0.1	0.0 r	0.0 r	0.0 r	0.0 r	0.1 r
Finland	172	....	....	....	0.0 r	0.0 r	0.0 r	0.3	0.1 r	0.0 r	0.1 r	....	0.1 r
France	132	0.2	0.2 r	0.0 r	0.0 r	0.0 r	2.9 r	6.4	2.0 r	2.3 r	1.5 r	1.7 r	1.7 r
Germany	134	0.0	0.0 r	....	0.0 r	0.0 r	0.0 r	0.3	0.1 r	0.0 r	0.0 r	0.2 r	0.1 r
Greece	174	0.0	....	....	....	0.0 r	....	0.6	0.2 r	0.2 r	0.1 r	0.4 r	0.3 r
Ireland	178	0.0	0.0 r	0.0 r	0.0 r	0.0 r	0.0 r	0.0	0.0 r	0.0 r	0.1 r	0.0 r	0.8 r
Italy	136	0.4	....	0.4 r	0.0 r	....	0.0 r	0.8	0.4 r	0.1 r	0.1 r	0.2 r	0.2 r
Latvia	941	....	....	....	....	....	....	0.0 e	0.0 e	....	0.0 e	0.0 e	0.0 e
Lithuania	946	....	....	....	....	....	....	0.0	0.0 r	0.0 r	0.0 r	0.0 r	0.0 r
Luxembourg	137	....	....	....	....	....	....	0.1	0.0 r	....	....	....	....
Malta	181	....	....	....	....	....	0.0 e	....	....	....	....	....	....
Netherlands	138	0.0	0.0 r	0.0 r	0.0 r	0.0 r	0.0 r	0.4	0.1 r	0.1 r	0.2 r	0.1 r	0.1 r
Portugal	182	....	....	....	....	....	....	0.0	0.0 r	....	....	0.0 r	....
Slovak Republic	936	....	....	....	....	....	....	0.0	0.0 r	0.0 r	0.0 r	0.0 r	0.0 r
Slovenia	961	....	....	....	....	....	....	0.3	0.3 r	....	0.0 r	....	....
Spain	184	....	....	....	....	....	....	0.0	0.0 r	0.0 r	0.0 r	0.0 r	0.0 r
Australia	193	11.6	3.7 r	2.2 r	1.8 r	2.2 r	1.6 r	82.2	19.7 r	22.7 r	20.5 r	24.7 r	0.5 r
Canada	156	0.1	0.0 r	0.0 r	0.3 r	0.0 r	0.1 r	0.5	0.1 r	0.3 r	0.0 r	0.0 r	0.1 r
China,P.R.: Hong Kong	532	2.1	0.5 r	0.6 r	0.8 r	0.5 r	0.9 r	6.2	1.2 r	2.9 r	0.7 r	1.0 r	1.8 r
Czech Republic	935	0.0	0.0 r	0.0 r	0.0 r	0.0 r	0.0 r	0.1	0.0 r	0.1 r	0.0 r	1.2 r	....
Denmark	128	....	....	....	....	....	....	0.7	0.4 r	0.0 r	0.0 r	....	0.0 r
Iceland	176	....	....	....	....	....	....	0.0	0.0 r	0.0 r	0.0 r	0.0 r	0.0 r
Israel	436	0.0	0.0 r	0.0 r	0.0 r	0.0 r	0.0 r	0.1	0.0 r	0.0 r	0.0 r	0.0 r	0.0 r
Japan	158	3.6	0.6 r	1.1 r	1.2 r	1.2 r	0.7 r	14.0	0.3 r	0.4 r	5.4 r	0.7 r	0.9 r
Korea, Republic of	542	0.2	0.0 r	0.1 r	0.1 r	0.1 r	0.0 r	0.5	0.2 r	0.1 r	0.1 r	0.1 r	0.1 r
New Zealand	196	1.1	0.3 r	0.1 r	0.2 r	0.3 r	0.2 r	41.4	12.0 r	12.5 r	10.7 r	9.9 r	10.8 r
Norway	142	0.0	0.0 r	0.0 r	0.0 r	0.0 r	0.0 r	0.1	0.0 r	0.0 r	0.0 r	....	....
Singapore	576	0.7	0.0 r	0.7 r	0.0 r	0.1 r	0.2 r	22.2	3.1 r	4.3 r	2.4 r	2.2 r	5.4 r
Sweden	144	0.0 e	....	0.0 e	0.0 e	0.1 e	0.0 e	0.2	0.0 r	0.1 r	0.0 r	0.0 r	0.0 r
Switzerland	146	....	....	....	....	....	....	0.1	0.0 r	0.0 r	0.0 r	0.0 r	0.1 r
Taiwan Prov.of China	528	0.7 e	0.1 e	0.3 e	0.4 e	0.2 e	0.2 e	1.0 e	0.5 e	0.4 e	0.3 e	0.1 e	0.3 e
United Kingdom	112	11.7	0.6 r	10.6 r	3.1 r	0.1 r	0.2 r	0.6	0.3 r	0.1 r	0.0 r	0.1 r	0.1 r
United States	111	3.3	0.7 r	1.1 r	1.2 r	1.4 r	1.4 r	5.5	0.9 r	1.0 r	3.4 r	1.8 r	1.1 r
Emerg. & Dev. Economies	200	70.2	19.1	18.6	16.0	12.8	13.1	69.0	17.8	24.0	16.2	27.5	24.9
Emerg. & Dev. Asia	505	15.2	3.8	5.6	2.8	2.0	2.0	59.5	16.7	22.9	15.0	26.1	23.9
American Samoa	859	....	....	....	....	....	....	0.0	0.0 r	0.0 r	0.0 r	0.0 r	0.0 r
Bangladesh	513	....	....	....	....	....	....	0.1	0.0 r	0.0 r	0.0 r	0.0 r	0.0 r
China,P.R.: Mainland	924	1.5	0.7 r	0.3 r	0.1 r	0.2 r	0.1 r	25.2	9.1 r	8.4 r	7.1 r	7.0 r	5.2 r
Fiji	819	1.1	0.2 r	0.4 r	0.2 r	0.3 r	0.3 r	4.6	1.1 r	1.1 r	1.3 r	1.0 r	0.7 r
F.T. French Polynesia	887	0.0	0.0 r	0.0 r	0.0 r	0.0 r	0.0 r	0.0	0.0 r	0.0 r	0.0 r	0.0 r	0.0 r
F.T. New Caledonia	839	1.6	0.3 r	0.6 r	0.3 r	0.4 r	0.4 r	0.9	0.2 r	0.2 r	0.3 r	0.2 r	0.1 r
Guam	829	0.0	0.0 r	0.0 r	0.0 r	0.0 r	0.0 r	....	....	....	....	....	....
India	534	0.0	0.0 r	0.0 r	0.2 r	....	....	1.8	0.5 r	0.5 r	0.4 r	0.5 r	0.4 r
Indonesia	536	0.1	0.0 r	....	....	....	....	3.1	1.2 r	0.9 r	1.7 r	1.7 r	1.1 r
Kiribati	826	0.2	0.0 r	0.1 r	0.0 r	0.0 r	0.0 r	....	....	....	....	....	....
Malaysia	548	7.5	2.3 r	2.0 r	1.5 r	0.7 r	0.9 r	10.9	1.2 r	8.0 r	0.5 r	12.6 r	13.9 r
Marshall Islands	867	0.0	....	0.0 r	....	....	....	....	....	....	....	....	....
Micronesia	868	0.0	0.0 r	0.0 r	0.0 r	0.0 r	0.0 r	....	....	....	....	....	....
Mongolia	948	0.1 e	0.0 e	0.0 e	0.0 e	0.0 e	0.0 e	0.2 e	0.0 e	0.0 e	0.0 e	0.0 e	0.0 e
Nauru	836	0.0	0.0 r	0.0 r	0.0 r	0.0 r	0.0 r	0.0	0.0 r	0.0 r	0.0 r	0.0 r	0.0 r
Papua New Guinea	853	1.0	0.2 r	0.4 r	0.2 r	0.3 r	0.2 r	0.7	0.2 r	0.2 r	0.2 r	0.2 r	0.1 r
Philippines	566	1.7	....	1.7 r	....	....	....	0.9	0.3 r	0.3 r	0.0 r	0.0 r	0.0 r
Samoa	862	0.0	0.0 r	0.0 r	0.0 r	0.0 r	0.0 r	0.0	0.0 r	0.0 r	0.0 r	0.0 r	0.0 r
Solomon Islands	813	0.4	0.1 r	0.1 r	0.1 r	0.1 r	0.1 r	0.1	0.0 r	0.0 r	0.0 r	0.0 r	0.0 r
Sri Lanka	524	....	....	....	0.1 e	....	....	0.0	....	....	....	0.0 r	....

# Vanuatu (846)

In Millions of U.S. Dollars

		Exports (FOB)						Imports (CIF)					
		2015	2015Q3	2015Q4	2016Q1	2016Q2	2016Q3	2015	2015Q3	2015Q4	2016Q1	2016Q2	2016Q3
Thailand	578	0.0	0.0 r	0.0 r	0.0 r	0.0 r	0.0 r	10.4	2.8 r	3.0 r	3.1 r	2.6 r	2.2 r
Tonga	866	0.0	0.0 r	0.0 r	0.0 r	0.0 r	0.0 r	0.0	0.0 r	0.0 r	0.0 r	0.0 r	0.0 r
Vietnam	582	0.1	0.0 r	0.0 r	0.0 r	0.0 r	0.0 r	0.5	0.1 r	0.1 r	0.1 r	0.1 r	0.1 r
Asia n.s.	598	....	....	....	....	....	....	0.2	0.0 r	0.0 r	0.1 r	0.0 r	0.0 r
<b>Europe</b>	170	<b>0.2</b>	<b>0.1</b>	<b>0.1</b>	<b>0.0</b>	<b>0.0</b>	<b>0.0</b>	<b>1.1</b>	<b>0.1</b>	<b>0.2</b>	<b>0.1</b>	<b>0.5</b>	<b>0.3</b>
<b>Emerg. &amp; Dev. Europe</b>	903	<b>0.1</b>	<b>0.1</b>	<b>0.1</b>	<b>0.0</b>	<b>0.0</b>	<b>0.0</b>	<b>1.1</b>	<b>0.1</b>	<b>0.2</b>	<b>0.1</b>	<b>0.5</b>	<b>0.3</b>
Bosnia and Herzegovina	963	0.0 e	0.0 e	0.0 e	0.0 e	0.0 e	0.0 e	0.0	0.0 r	0.0 r	0.0 r	0.0 r	0.0 r
Bulgaria	918	....	....	....	....	....	....	0.0	....	0.0 r	....	....	....
Croatia	960	....	....	....	....	....	....	0.0	0.0 r	0.0 r	0.0 r	0.0 r	0.0 r
Faroe Islands	816	0.0 e	0.0 e	0.0 e	0.0 e	0.0 e	0.0 e	....	....	....	....	....	....
Hungary	944	....	....	....	....	0.0 e	....	0.0	0.0 r	0.0 r	0.0 r	0.0 r	0.0 r
Montenegro	943	0.0 e	....	....	....	0.0 e	....	....	....	....	....	....	....
Poland	964	....	....	....	....	....	....	0.0	0.0 r	0.0 r	....	0.0 r	0.0 r
Romania	968	....	....	....	....	....	....	....	....	....	....	0.3 e	0.2 e
Serbia, Republic of	942	0.0 e	0.0 e	....	....	....	....	....	....	....	....	....	....
Turkey	186	0.1	0.1 r	0.1 r	0.0 r	0.0 r	0.0 r	1.0	0.1 r	0.2 r	0.1 r	0.1 r	0.1 r
<b>CIS</b>	901	<b>0.0</b>	<b>0.0</b>	<b>0.0</b>	<b>0.0</b>	<b>0.0</b>	<b>0.0</b>	<b>0.0</b>	<b>0.0</b>	<b>0.0</b>	<b>0.0</b>	<b>0.0</b>	<b>0.0</b>
Azerbaijan, Rep. of	912	....	....	....	....	....	....	0.0	0.0 r	0.0 r	0.0 r	0.0 r	0.0 r
Moldova	921	0.0 e	0.0 e	0.0 e	0.0 e	0.0 e	0.0 e	....	....	....	....	....	....
Russian Federation	922	0.0	0.0 r	....	....	....	0.0 r	0.0	0.0 r	0.0 r	0.0 r	0.0 r	0.0 r
Ukraine	926	....	....	....	....	....	....	0.0	....	....	....	....	....
Europe n.s.	884	....	....	....	....	....	....	0.0	0.0 r	0.0 r	0.0 r	0.0 r	0.0 r
<b>Mid East, N Africa, Pak</b>	440	<b>0.1</b>	<b>0.0</b>	<b>0.0</b>	<b>0.0</b>	<b>0.0</b>	<b>0.0</b>	<b>0.3</b>	<b>0.1</b>	<b>0.1</b>	<b>0.1</b>	<b>0.1</b>	<b>0.1</b>
Afghanistan, I.R. of	512	....	....	....	....	....	....	0.0	0.0 r	0.0 r	0.0 r	0.0 r	0.0 r
Bahrain, Kingdom of	419	0.0 e	0.0 e	0.0 e	0.0 e	0.0 e	0.0 e	0.2 e	0.1 e	0.0 e	0.0 e	0.0 e	0.0 e
Djibouti	611	....	....	....	....	....	....	0.0	0.0 r	0.0 r	0.0 r	0.0 r	0.0 r
Egypt	469	0.1 e	....	....	....	....	....	....	....	....	....	....	....
Kuwait	443	0.0 e	0.0 e	0.0 e	0.0 e	0.0 e	0.0 e	0.0	0.0 r	0.0 r	0.0 r	0.0 r	0.0 r
Libya	672	....	....	....	....	....	....	0.0	0.0 r	0.0 r	0.0 r	0.0 r	0.0 r
Mauritania	682	0.0	0.0 r	0.0 r	0.0 r	0.0 r	0.0 r	0.0	0.0 r	0.0 r	0.0 r	0.0 r	0.0 r
Morocco	686	0.0	0.0 r	0.0 r	0.0 r	0.0 r	0.0 r	0.0 e	0.0 e	....	....	....	....
Oman	449	....	....	....	....	....	....	0.0	0.0 r	0.0 r	0.0 r	0.0 r	0.0 r
Pakistan	564	0.0 e	0.0 e	0.0 e	0.0 e	0.0 e	0.0 e	0.0	0.0 r	0.0 r	0.0 r	0.0 r	0.0 r
Saudi Arabia	456	....	....	....	....	....	....	0.0	0.0 r	0.0 r	0.0 r	0.0 r	0.0 r
Somalia	726	....	....	....	....	....	....	0.0	0.0 r	0.0 r	0.0 r	0.0 r	0.0 r
Tunisia	744	0.0	0.0 r	0.0 r	0.0 r	0.0 r	0.0 r	0.0	0.0 r	0.0 r	0.0 r	0.0 r	0.0 r
United Arab Emirates	466	....	....	....	....	....	....	0.0	0.0 r	0.0 r	0.0 r	0.0 r	0.0 r
<b>Sub-Saharan Africa</b>	603	<b>0.4</b>	<b>0.1</b>	<b>0.1</b>	<b>0.1</b>	<b>0.1</b>	<b>0.1</b>	<b>7.3</b>	<b>0.6</b>	<b>0.7</b>	<b>0.9</b>	<b>0.8</b>	<b>0.5</b>
Cameron	622	....	....	....	....	....	....	0.0	0.0 r	0.0 r	0.0 r	0.0 r	0.0 r
Côte d'Ivoire	662	0.0 e	0.0 e	0.0 e	0.0 e	0.0 e	0.0 e	1.8 e	0.6 e	0.6 e	0.5 e	0.4 e	0.3 e
Gambia, The	648	....	....	....	....	....	....	0.0	0.0 r	0.0 r	0.0 r	0.0 r	0.0 r
Kenya	664	0.0	0.0 r	0.0 r	0.0 r	0.0 r	0.0 r	0.0	0.0 r	0.0 r	0.0 r	0.0 r	0.0 r
Madagascar	674	0.0	0.0 r	0.0 r	0.0 r	0.0 r	0.0 r	....	....	....	....	....	....
Mali	678	0.0 e	0.0 e	0.0 e	0.0 e	0.0 e	0.0 e	0.0	0.0 r	0.0 r	0.0 r	0.0 r	0.0 r
Mauritius	684	0.0	....	0.0 r	0.0 r	0.0 r	0.0 r	5.1	0.0 r	0.1 r	0.3 r	0.3 r	0.2 r
Mozambique	688	....	....	....	....	....	....	0.0	0.0 r	0.0 r	0.0 r	0.0 r	0.0 r
Namibia	728	0.0	0.0 r	0.0 r	0.0 r	0.0 r	0.0 r	0.0	0.0 r	0.0 r	0.0 r	0.0 r	0.0 r
Nigeria	694	0.3 e	0.1 e	0.1 e	0.0 e	0.1 e	0.0 e	....	....	....	....	....	....
Senegal	722	....	....	....	....	....	....	0.0	0.0 r	0.0 r	0.0 r	0.0 r	0.0 r
South Africa	199	0.0	0.0 r	0.0 r	....	0.0 r	0.0 r	0.4	0.0 r	0.1 r	0.1 r	0.1 r	0.0 r
Swaziland	734	....	....	....	....	....	....	0.0	0.0 r	0.0 r	0.0 r	0.0 r	0.0 r
Tanzania	738	0.0 e	0.0 e	0.0 e	0.0 e	0.0 e	0.0 e	....	....	....	....	....	....
Zambia	754	....	....	....	0.0 e	....	....	....	....	....	....	....	....
<b>Western Hemisphere</b>	205	<b>54.3</b>	<b>15.1</b>	<b>12.7</b>	<b>13.1</b>	<b>10.7</b>	<b>10.9</b>	<b>0.7</b>	<b>0.2</b>	<b>0.1</b>	<b>0.1</b>	<b>0.1</b>	<b>0.1</b>
Anguilla	312	....	....	....	....	....	....	0.0	0.0 r	0.0 r	0.0 r	0.0 r	0.0 r
Argentina	213	....	....	....	....	....	....	0.1	0.0 r	0.0 r	0.0 r	0.0 r	0.0 r
Aruba	314	0.3	0.0 r	0.0 r	0.0 r	0.0 r	0.0 r	....	....	....	....	....	....
Bahamas, The	313	0.0 e	0.0 e	0.0 e	0.0 e	0.0 e	0.0 e	....	....	....	....	....	....
Barbados	316	....	....	....	....	....	....	0.0	0.0 r	0.0 r	0.0 r	0.0 r	0.0 r
Bolivia	218	0.0 e	....	....	....	....	....	....	....	....	....	....	....



# Vanuatu (846)

In Millions of U.S. Dollars

		Exports (FOB)						Imports (CIF)					
		2015	2015Q3	2015Q4	2016Q1	2016Q2	2016Q3	2015	2015Q3	2015Q4	2016Q1	2016Q2	2016Q3
Brazil	223	0.1	0.0 r	0.0 r	0.0 r	0.0 r	0.0 r	0.1	0.1 r	0.0 r	0.0 r	0.0 r	0.0 r
Chile	228	0.0 e	0.0 e	0.0 e	0.0 e	0.1 e	....	....	....	....	....	....	....
Colombia	233	....	....	....	....	....	....	0.0	0.0 r	0.0 r	0.0 r	0.0 r	0.0 r
Curacao	354	0.0	0.0 r	0.0 r	0.0 r	0.0 r	0.0 r	....	....	....	....	....	....
Dominican Republic	243	0.0 e	0.0 e	0.0 e	0.0 e	0.0 e	0.0 e	....	....	....	....	....	....
Ecuador	248	0.0 e	....	0.0 e	....	....	....	0.0	0.0 r	0.0 r	0.0 r	0.0 r	0.0 r
Falkland Islands	323	....	....	....	....	....	....	0.0	0.0 r	0.0 r	0.0 r	0.0 r	0.0 r
Honduras	268	....	....	....	....	....	....	0.0	0.0 r	0.0 r	0.0 r	0.0 r	0.0 r
Jamaica	343	....	....	....	....	....	....	0.1	0.0 r	0.0 r	0.0 r	0.0 r	0.0 r
Mexico	273	....	....	....	....	....	....	0.1	0.0 r	0.0 r	0.0 r	0.0 r	0.0 r
Montserrat	351	....	....	....	....	....	....	0.0	0.0 r	0.0 r	0.0 r	0.0 r	0.0 r
Peru	293	....	....	....	....	....	....	0.0	0.0 r	0.0 r	0.0 r	0.0 r	0.0 r
St. Vincent & Grens.	364	0.0 e	0.0 e	0.0 e	0.0 e	0.0 e	0.0 e	....	....	....	....	....	....
Trinidad and Tobago	369	44.4 e	12.6 e	10.7 e	11.8 e	9.3 e	9.6 e	....	....	....	....	....	....
Uruguay	298	....	....	....	....	....	....	0.2	0.0 r	0.0 r	0.0 r	0.0 r	0.0 r
Venezuela, Rep. Bol.	299	9.5 e	2.5 e	1.9 e	1.3 e	1.3 e	1.3 e	....	....	....	....	....	....
Western Hem. n.s.	399	....	....	....	....	....	....	0.0	0.0 r	0.0 r	0.0 r	0.0 r	0.0 r
<b>Other Countries n.i.e</b>	910	....	....	....	....	....	....	<b>0.0</b>	<b>0.0</b>	<b>0.0</b>	<b>0.0</b>	<b>0.0</b>	<b>0.0</b>
Cuba	928	....	....	....	....	....	....	0.0	0.0 r	0.0 r	0.0 r	0.0 r	0.0 r
Korea, Dem. People's Rep.	954	....	....	....	....	....	....	0.0	0.0 r	0.0 r	0.0 r	0.0 r	0.0 r
<b>Countries &amp; Areas n.s.</b>	898	....	....	....	....	....	....	<b>0.0</b>	<b>0.0 r</b>	<b>0.0 r</b>	<b>0.0 r</b>	<b>0.0 r</b>	<b>0.0 r</b>
<b>Memorandum Items</b>													
Africa	605	0.4	0.1	0.1	0.1	0.1	0.1	7.4	0.6	0.7	0.9	0.8	0.5
Middle East	405	0.1	0.0	0.0	0.0	0.0	0.0	0.3	0.1	0.1	0.1	0.1	0.1
European Union	998	12.4	0.8	11.0	3.2	0.3	3.0	11.2	3.9	3.0	2.3	4.2	3.5
Export earnings: fuel	080	54.2	15.2	12.8	13.1	10.6	11.0	0.4	0.1	0.1	0.1	0.1	0.1
Export earnings: nonfuel	092	51.8	10.7	23.0	12.0	8.5	10.5	253.4	59.5	71.5	62.0	72.0	49.2

# Vatican (187)

In Millions of U.S. Dollars

		Exports (FOB)						Imports (CIF)					
		2015	2015Q3	2015Q4	2016Q1	2016Q2	2016Q3	2015	2015Q3	2015Q4	2016Q1	2016Q2	2016Q3
IFS World		....	....	....	....	....	....	....	....	....	....	....	....
World	001	2.3	0.5	0.6	1.5	0.7	0.5	42.7	10.8	10.9	8.5	9.4	9.8
Advanced Economies	110	1.7	0.3	0.4	1.4	0.5	0.3	42.7	10.8	10.9	8.5	9.3	9.8
Euro Area	163	1.6	0.3	0.4	1.4	0.5	0.3	42.5	10.7	10.8	8.4	9.2	9.5
Austria	122	0.1 e	0.0 e	0.1 e	0.0 e	0.0 e	0.0 e	0.4 e	0.2 e	0.1 e	0.1 e	0.1 e	0.6 e
Belgium	124	0.0 e	....	0.0 e	0.0 e	0.0 e	0.0 e	0.0 e	0.0 e	0.0 e	0.0 e	0.0 e	0.1 e
Finland	172	0.0 e	....	....	0.0 e	....	....	0.1 e	....	0.0 e	0.0 e	....	....
France	132	0.2 e	0.1 e	0.0 e	0.0 e	0.1 e	0.0 e	0.9 e	0.2 e	0.4 e	0.2 e	0.1 e	0.2 e
Germany	134	1.3 e	0.2 e	0.3 e	0.3 e	0.4 e	0.3 e	2.6 e	0.7 e	0.8 e	0.5 e	1.0 e	0.9 e
Greece	174	....	....	....	....	....	....	....	....	....	0.0 e	0.0 e	....
Ireland	178	0.0 e	....	....	....	....	0.0 e	....	....	....	....	....	....
Italy	136	0.0 e	....	0.0 e	1.0 e	....	....	37.6 e	9.6 e	9.2 e	7.4 e	7.3 e	7.6 e
Malta	181	....	....	....	....	....	....	....	....	....	....	0.0 e	....
Netherlands	138	0.0 e	....	....	....	....	0.0 e	0.6 e	0.1 e	0.2 e	0.2 e	0.7 e	0.1 e
Portugal	182	....	....	....	....	....	....	0.0 e	....	0.0 e	....	0.0 e	....
Slovenia	961	0.0 e	0.0 e	0.0 e	....	0.0 e	0.0 e	0.0 e	....	....	....	....	0.0 e
Spain	184	0.0 e	0.0 e	0.0 e	0.0 e	....	....	0.1 e	0.0 e	0.0 e	0.0 e	0.0 e	0.0 e
Czech Republic	935	....	....	....	....	....	....	0.0 e	....	....	....	....	0.0 e
Denmark	128	....	....	....	....	0.0 e	....	....	....	....	....	....	....
Sweden	144	0.0 e	0.0 e	0.0 e	0.0 e	....	0.0 e	0.1 e	0.0 e	0.0 e	0.0 e	0.0 e	0.0 e
United Kingdom	112	0.0 e	0.0 e	0.0 e	0.0 e	0.0 e	0.0 e	0.1 e	....	0.1 e	0.0 e	0.0 e	0.3 e
Emerg. & Dev. Economies	200	0.6	0.1	0.1	0.1	0.1	0.1	0.1	0.0	0.0	0.0	0.1	0.0
Emerg. & Dev. Asia	505	0.0	0.0	0.0	0.0	0.0	0.0	0.0	0.0	0.0	0.0	0.0	0.0
Brunei Darussalam	516	0.0 e	0.0 e	0.0 e	0.0 e	0.0 e	0.0 e	....	....	....	....	....	....
Cambodia	522	0.0 e	0.0 e	0.0 e	0.0 e	0.0 e	0.0 e	....	....	....	....	....	....
Fiji	819	0.0 e	0.0 e	0.0 e	0.0 e	0.0 e	0.0 e	0.0 e	0.0 e	0.0 e	0.0 e	0.0 e	0.0 e
F.T. New Caledonia	839	....	....	....	....	....	....	0.0 e	0.0 e	0.0 e	0.0 e	0.0 e	0.0 e
Kiribati	826	0.0 e	0.0 e	0.0 e	0.0 e	0.0 e	0.0 e	....	....	....	....	....	....
Mongolia	948	0.0 e	0.0 e	0.0 e	0.0 e	0.0 e	0.0 e	....	....	....	....	....	....
Solomon Islands	813	....	....	....	....	....	....	0.0 e	0.0 e	0.0 e	0.0 e	0.0 e	0.0 e
Europe	170	0.0	0.0	0.0	0.0	0.0	0.0	0.0	0.0	0.0	0.0	0.1	0.0
Emerg. & Dev. Europe	903	0.0	0.0	0.0	0.0	0.0	0.0	0.0	0.0	0.0	0.0	0.1	0.0
Albania	914	0.0 e	0.0 e	0.0 e	0.0 e	0.0 e	0.0 e	....	....	....	....	....	....
Bulgaria	918	....	....	....	....	....	....	0.0 e	....	0.0 e	0.0 e	0.0 e	....
Faroe Islands	816	0.0 e	0.0 e	0.0 e	0.0 e	0.0 e	0.0 e	....	....	....	....	....	....
Hungary	944	....	....	....	....	....	....	0.0 e	0.0 e	....	0.0 e	0.0 e	....
Poland	964	0.0 e	0.0 e	0.0 e	0.0 e	0.0 e	0.0 e	0.0 e	....	0.0 e	0.0 e	0.1 e	0.0 e
Serbia, Republic of	942	....	....	....	....	0.0 e	....	....	....	....	0.0 e	0.0 e	....
CIS	901	0.0	0.0	0.0	0.0	0.0	0.0	....	....	....	....	....	....
Moldova	921	0.0 e	0.0 e	0.0 e	0.0 e	0.0 e	0.0 e	....	....	....	....	....	....
Mid East, N Africa, Pak	440	0.1	0.0	0.0	0.0	0.0	0.0	....	....	....	....	....	....
Bahrain, Kingdom of	419	0.0 e	0.0 e	0.0 e	0.0 e	0.0 e	0.0 e	....	....	....	....	....	....
Kuwait	443	0.0 e	0.0 e	0.0 e	0.0 e	0.0 e	0.0 e	....	....	....	....	....	....
Pakistan	564	0.0 e	0.0 e	0.0 e	0.0 e	0.0 e	0.0 e	....	....	....	....	....	....
Saudi Arabia	456	0.0 e	0.0 e	0.0 e	0.0 e	0.0 e	0.0 e	....	....	....	....	....	....
Tunisia	744	0.0 e	0.0 e	0.0 e	0.0 e	0.0 e	0.0 e	....	....	....	....	....	....
Sub-Saharan Africa	603	0.4	0.1	0.1	0.1	0.1	0.1	....	....	....	....	....	....
Angola	614	0.0 e	0.0 e	0.0 e	0.0 e	0.0 e	0.0 e	....	....	....	....	....	....
Ethiopia	644	0.0 e	0.0 e	0.0 e	0.0 e	0.0 e	0.0 e	....	....	....	....	....	....
Gambia, The	648	0.1 e	0.0 e	0.0 e	0.0 e	0.0 e	0.0 e	....	....	....	....	....	....
Kenya	664	0.1 e	0.0 e	0.0 e	0.0 e	0.0 e	0.0 e	....	....	....	....	....	....
Mozambique	688	0.2 e	0.0 e	0.0 e	0.0 e	0.0 e	0.0 e	....	....	....	....	....	....
Seychelles	718	0.0 e	0.0 e	0.0 e	0.0 e	0.0 e	0.0 e	....	....	....	....	....	....
Tanzania	738	0.0 e	0.0 e	0.0 e	0.0 e	0.0 e	0.0 e	....	....	....	....	....	....
Western Hemisphere	205	0.1	0.0	0.0	0.0	0.0	0.0	0.0	0.0	0.0	0.0	0.0	0.0
Barbados	316	....	....	....	....	....	....	0.0 e	0.0 e	0.0 e	0.0 e	0.0 e	0.0 e
Bermuda	319	0.0 e	0.0 e	0.0 e	0.0 e	0.0 e	0.0 e	....	....	....	....	....	....
Dominica	321	0.0 e	0.0 e	0.0 e	0.0 e	0.0 e	0.0 e	....	....	....	....	....	....
Dominican Republic	243	0.0 e	0.0 e	0.0 e	0.0 e	0.0 e	0.0 e	....	....	....	....	....	....
Netherlands Antilles	353	0.0 e	0.0 e	0.0 e	0.0 e	0.0 e	0.0 e	....	....	....	....	....	....

# Vatican (187)

In Millions of U.S. Dollars

		Exports (FOB)						Imports (CIF)					
		2015	2015Q3	2015Q4	2016Q1	2016Q2	2016Q3	2015	2015Q3	2015Q4	2016Q1	2016Q2	2016Q3
St. Kitts and Nevis	361	0.0 e	0.0 e	0.0 e	0.0 e	0.0 e	0.0 e	....	....	....	....	....	....
St. Vincent & Grens.	364	0.0 e	0.0 e	0.0 e	0.0 e	0.0 e	0.0 e	....	....	....	....	....	....
Trinidad and Tobago	369	0.1 e	0.0 e	0.0 e	0.0 e	0.0 e	0.0 e	0.0 e	0.0 e	0.0 e	0.0 e	0.0 e	0.0 e
<b>Other Countries n.i.e</b>	910	<b>0.1</b>	<b>0.0</b>	<b>0.0</b>	<b>0.0</b>	<b>0.0</b>	<b>0.0</b>	....	....	....	....	....	....
Cuba	928	0.1 e	0.0 e	0.0 e	0.0 e	0.0 e	0.0 e	....	....	....	....	....	....
<b>Memorandum Items</b>													
Africa	605	0.4	0.1	0.1	0.1	0.1	0.1	....	....	....	....	....	....
Middle East	405	0.1	0.0	0.0	0.0	0.0	0.0	....	....	....	....	....	....
European Union	998	1.7	0.3	0.4	1.4	0.5	0.3	42.7	10.8	10.9	8.5	9.4	9.8
Export earnings: fuel	080	0.2	0.0	0.0	0.0	0.0	0.0	0.0	0.0	0.0	0.0	0.0	0.0
Export earnings: nonfuel	092	2.2	0.5	0.5	1.5	0.6	0.5	42.7	10.8	10.9	8.5	9.4	9.8

# Venezuela, Republica Bolivariana de (299)

In Millions of U.S. Dollars

		Exports (FOB)						Imports (CIF)					
		2015	2015Q3	2015Q4	2016Q1	2016Q2	2016Q3	2015	2015Q3	2015Q4	2016Q1	2016Q2	2016Q3
IFS World		37,236.0	8,446.0	7,782.0	4,780.0	6,387.0	....	40,145.6	10,357.6	9,194.9	4,660.7	3,872.0	....
World	001	37,236.0	9,451.9	7,909.0	5,496.0	6,661.9	7,645.5	40,145.6	10,719.3	8,478.2	5,416.4	5,053.0	5,310.3
Advanced Economies	110	18,064.0	4,417.7	4,035.2	2,725.5	3,021.7	3,321.5	13,205.4	3,477.8	2,576.6	1,908.6	1,873.1	1,924.4
Euro Area	163	1,588.0	336.3	414.9	142.2	161.7	126.3	3,471.6	968.8	762.7	498.0	434.5	402.2
Austria	122	0.3	0.0 r	0.1 r	0.0 r	0.4 r	0.0 r	118.7	18.7 r	85.5 r	26.4 r	7.2 r	5.7 r
Belgium	124	213.1	64.9 r	40.7 r	17.1 r	69.2 r	35.9 r	178.9	46.9 r	30.0 r	30.6 r	45.9 r	16.4 r
Cyprus	423	....	....	....	....	....	....	1.1	....	0.6 r	0.0 r	....	0.0 r
Estonia	939	....	....	....	0.0 r	....	0.0 r	0.2	0.2 r	0.0 r	0.0 r	0.0 r	....
Finland	172	....	....	....	....	....	....	34.7	14.0 r	6.2 r	6.0 r	1.1 r	4.0 r
France	132	47.6	10.5 r	12.4 r	9.5 r	8.0 r	5.1 r	379.3	107.4 r	83.4 r	81.2 r	84.7 r	63.3 r
Germany	134	3.2	1.8 r	0.9 r	0.3 r	0.7 r	1.2 r	919.2	325.7 r	215.3 r	145.6 r	97.1 r	104.5 r
Greece	174	192.1	0.3 r	109.8 r	1.9 r	1.3 r	0.8 r	3.6	2.4 r	0.4 r	3.3 r	0.1 r	0.2 r
Ireland	178	0.0	0.0 r	0.0 r	0.0 r	0.0 r	0.0 r	82.2	11.4 r	3.0 r	3.8 r	0.8 r	4.2 r
Italy	136	50.5	17.7 r	12.8 r	9.8 r	10.7 r	7.9 r	656.0	166.5 r	118.1 r	64.9 r	77.8 r	74.5 r
Latvia	941	....	....	....	....	....	....	0.0	....	0.0 r	0.0 r	0.0 r	0.0 r
Lithuania	946	0.1	0.0 r	....	....	0.0 r	....	33.7	2.6 r	6.1 r	10.1 r	10.2 r	9.9 r
Luxembourg	137	....	....	....	....	....	....	0.9	0.2 r	0.1 r	0.8 r	0.1 r	0.0 r
Malta	181	....	....	....	....	....	....	0.2	0.0 r	0.2 r	....	....	0.0 r
Netherlands	138	188.3	43.8 r	51.1 r	33.8 r	16.6 r	37.4 r	186.0	61.0 r	24.4 r	11.5 r	18.7 r	13.5 r
Portugal	182	45.3	21.5 r	3.4 r	10.2 r	0.7 r	0.1 r	156.7	22.2 r	45.6 r	6.3 r	6.3 r	3.7 r
Slovak Republic	936	....	....	....	....	....	....	10.2	2.6 r	4.1 r	0.0 r	0.5 r	1.3 r
Slovenia	961	....	....	....	....	....	....	1.7	0.5 r	0.1 r	0.1 r	0.5 r	0.1 r
Spain	184	847.5	175.7 r	183.7 r	59.7 r	54.1 r	37.8 r	708.3	186.5 r	139.7 r	107.3 r	83.6 r	100.8 r
Australia	193	0.0	0.0 r	0.0 r	0.0 r	0.0 r	0.0 r	6.8	1.2 r	0.6 r	0.2 r	0.1 r	0.1 r
Canada	156	2.4	0.5 r	0.5 r	0.1 r	0.0 r	0.1 r	543.6	181.6 r	108.2 r	46.2 r	48.2 r	74.2 r
China,P.R.: Hong Kong	532	20.5	6.7 r	4.1 r	3.6 r	2.6 r	4.2 r	184.5	37.4 r	29.0 r	11.3 r	4.8 r	7.3 r
Czech Republic	935	....	....	....	....	....	....	4.6	1.5 r	0.9 r	0.8 r	1.2 r	1.0 r
Denmark	128	0.9	0.2 r	0.4 r	11.5 r	0.0 r	1.6 r	42.1	16.9 r	11.6 r	5.0 r	4.0 r	2.0 r
Iceland	176	4.3	2.1 r	1.0 r	0.3 r	0.0 r	0.0 r	0.0	....	0.0 r	....	0.0 r	0.0 r
Israel	436	3.5	1.1 r	0.8 r	0.4 r	0.7 r	0.7 r	9.1	0.8 r	1.3 r	1.5 r	0.4 r	0.2 r
Japan	158	173.4	21.5 r	45.2 r	81.5 r	14.0 r	7.1 r	455.0	88.8 r	40.9 r	38.5 r	40.9 r	56.1 r
Korea, Republic of	542	4.4	3.2 r	0.7 r	1.1 r	1.3 r	1.0 r	282.4	26.8 r	47.5 r	29.9 r	55.4 r	94.4 r
New Zealand	196	....	....	....	....	....	....	200.6	33.2 r	24.9 r	21.8 r	5.1 r	19.7 r
Norway	142	0.0	0.0 r	0.0 r	0.0 r	0.0 r	0.0 r	9.2	3.3 r	2.7 r	3.0 r	2.9 r	2.0 r
Singapore	576	2,558.9	662.3 r	574.3 r	282.2 r	382.3 r	278.7 r	71.0	12.6 r	14.4 r	11.8 r	7.9 r	2.0 r
Sweden	144	345.7	73.8 r	61.1 r	66.9 r	57.4 r	85.9 r	26.3	4.6 r	2.6 r	7.0 r	2.9 r	29.9 r
Switzerland	146	186.8	47.3 r	138.7 r	470.8 r	147.1 r	0.6 r	186.5	46.9 r	39.7 r	36.0 r	51.6 r	17.2 r
Taiwan Prov.of China	528	0.9	0.4 r	0.2 r	0.1 r	0.2 r	0.1 r	....	....	....	....	....	....
United Kingdom	112	....	....	....	....	....	....	326.1	66.2 r	83.3 r	34.2 r	54.6 r	22.6 r
United States	111	13,174.3	3,262.4 r	2,793.3 r	1,664.8 r	2,254.4 r	2,815.2 r	7,386.0	1,987.3 r	1,406.2 r	1,163.3 r	1,158.5 r	1,193.6 r
<b>Emerg. &amp; Dev. Economies</b>	<b>200</b>	<b>17,608.9</b>	<b>4,620.5</b>	<b>3,554.7</b>	<b>2,569.0</b>	<b>3,363.4</b>	<b>3,991.0</b>	<b>26,560.0</b>	<b>7,140.7</b>	<b>5,823.9</b>	<b>3,453.6</b>	<b>3,128.5</b>	<b>3,333.2</b>
<b>Emerg. &amp; Dev. Asia</b>	<b>505</b>	<b>11,351.0</b>	<b>3,005.8</b>	<b>2,271.5</b>	<b>1,630.5</b>	<b>2,205.8</b>	<b>2,628.5</b>	<b>6,632.7</b>	<b>1,712.0</b>	<b>1,459.1</b>	<b>923.9</b>	<b>773.6</b>	<b>817.7</b>
Bangladesh	513	....	....	....	....	....	....	45.0	11.3 r	11.3 r	11.3 r	11.3 r	11.3 r
Cambodia	522	....	....	....	....	....	....	0.0	0.0 r	0.0 r	0.0 r	0.0 r	0.0 r
China,P.R.: Mainland	924	4,791.0	1,437.5 r	900.7 r	653.4 r	1,048.8 r	1,258.2 r	6,156.7	1,606.6 r	1,344.0 r	848.2 r	704.3 r	753.9 r
Fiji	819	....	0.0 e	0.0 e	0.0 e	0.0 e	0.0 e	....	....	....	....	....	....
F.T. New Caledonia	839	....	0.0 e	0.0 e	0.0 e	0.0 e	0.0 e	....	....	....	....	....	....
Guam	829	....	....	....	....	....	....	0.0	0.0 r	0.0 r	0.0 r	0.0 r	0.0 r
India	534	6,177.8	1,436.1 r	1,306.1 r	942.8 r	1,111.4 r	1,315.2 r	246.0	55.8 r	40.7 r	38.3 r	27.2 r	23.7 r
Indonesia	536	1.4	0.7 r	0.1 r	0.2 r	0.3 r	0.3 r	32.1	4.0 r	3.7 r	1.1 r	0.8 r	0.8 r
Malaysia	548	370.1	128.6 r	62.4 r	32.8 r	43.4 r	52.5 r	43.3	3.7 r	27.5 r	10.9 r	6.6 r	2.9 r
Maldives	556	....	0.0 e	0.0 e	0.0 e	0.0 e	0.0 e	....	....	....	....	....	....
Mongolia	948	....	0.0 e	0.0 e	0.0 e	0.0 e	0.0 e	....	....	....	....	....	....
Nepal	558	....	....	....	....	....	....	0.0	0.0 r	0.0 r	0.0 r	0.0 r	0.0 r
Philippines	566	....	....	....	....	....	....	4.3	1.0 r	2.4 r	1.8 r	1.7 r	1.7 r
Samoa	862	....	....	....	....	....	....	0.0	0.0 r	0.0 r	0.0 r	0.0 r	0.0 r
Sri Lanka	524	....	....	....	....	....	....	0.5	0.3 r	0.1 r	0.0 r	0.0 r	0.0 r
Thailand	578	1.0	0.3 r	0.2 r	0.1 r	0.1 r	0.2 r	36.3	11.2 r	15.5 r	2.5 r	12.5 r	14.0 r
Tonga	866	....	0.0 e	0.0 e	0.0 e	0.0 e	0.0 e	....	....	....	....	....	....
Tuvalu	869	....	....	....	....	....	....	0.0	0.0 r	0.0 r	0.0 r	0.0 r	0.0 r

# Venezuela, Republica Bolivariana de (299)

In Millions of U.S. Dollars

		Exports (FOB)						Imports (CIF)					
		2015	2015Q3	2015Q4	2016Q1	2016Q2	2016Q3	2015	2015Q3	2015Q4	2016Q1	2016Q2	2016Q3
Vanuatu	846	....	....	....	....	....	....	10.0	2.7 r	2.0 r	1.4 r	1.4 r	1.4 r
Vietnam	582	9.7	2.6 r	2.0 r	1.3 r	1.7 r	2.1 r	57.9	15.3 r	11.8 r	8.3 r	7.8 r	8.0 r
Asia n.s.	598	....	....	....	....	....	....	0.4	0.1 r	0.1 r	0.1 r	0.1 r	0.1 r
<b>Europe</b>	170	<b>52.4</b>	<b>26.5</b>	<b>14.0</b>	<b>10.5</b>	<b>15.9</b>	<b>8.4</b>	<b>365.9</b>	<b>87.8</b>	<b>47.8</b>	<b>46.6</b>	<b>25.7</b>	<b>48.4</b>
<b>Emerg. &amp; Dev. Europe</b>	903	<b>46.3</b>	<b>16.1</b>	<b>9.2</b>	<b>8.0</b>	<b>11.5</b>	<b>4.4</b>	<b>184.1</b>	<b>42.8</b>	<b>36.5</b>	<b>14.0</b>	<b>22.5</b>	<b>10.0</b>
Albania	914	0.5	0.1 r	0.1 r	0.1 r	0.1 r	0.1 r	....	....	....	....	....	....
Bosnia and Herzegovina	963	....	0.0 e	0.0 e	0.0 e	0.0 e	0.0 e	....	....	....	....	....	....
Bulgaria	918	0.2	0.0 r	....	0.2 r	0.0 r	0.0 r	0.4	0.0 r	0.3 r	0.0 r	0.1 r	0.0 r
Croatia	960	....	....	....	....	0.0 r	....	0.0	....	....	0.0 r	....	0.8 r
Faroe Islands	816	....	0.0 e	0.0 e	0.0 e	0.0 e	0.0 e	....	....	....	....	....	....
Gibraltar	823	....	....	....	....	....	....	0.0	0.0 r	0.0 r	0.0 r	0.0 r	0.0 r
Hungary	944	....	....	....	....	....	....	17.3	2.3 r	1.7 r	0.9 r	2.2 r	0.9 r
Macedonia, FYR	962	....	0.0 e	0.0 e	0.0 e	0.0 e	0.0 e	0.0	0.0 r	0.0 r	0.0 r	0.0 r	0.0 r
Montenegro	943	....	0.0 e	0.0 e	....	0.0 e	0.0 e	....	....	....	....	....	....
Poland	964	17.3	5.3 r	4.1 r	3.6 r	3.2 r	3.2 r	103.2	29.5 r	16.2 r	6.1 r	13.1 r	1.3 r
Romania	968	0.0	0.0 r	0.0 r	0.0 r	0.0 r	0.0 r	4.8	0.2 r	4.0 r	1.8 r	0.6 r	0.3 r
Serbia, Republic of	942	....	0.0 e	0.0 e	0.0 e	0.0 e	0.0 e	....	....	0.0 e	....	....	0.1 e
Turkey	186	28.3	10.6 r	4.9 r	4.3 r	8.2 r	1.1 r	58.4	10.8 r	14.2 r	5.2 r	6.6 r	6.6 r
<b>CIS</b>	901	<b>6.1</b>	<b>10.4</b>	<b>4.9</b>	<b>2.4</b>	<b>4.4</b>	<b>4.0</b>	<b>181.8</b>	<b>45.0</b>	<b>11.3</b>	<b>32.6</b>	<b>3.2</b>	<b>38.4</b>
Armenia	911	....	0.0 e	0.0 e	....	0.0 e	....	....	....	....	....	....	....
Azerbaijan, Rep. of	912	....	....	....	....	....	....	0.0	0.0 r	0.0 r	0.0 r	0.0 r	0.0 r
Belarus	913	....	....	....	....	....	....	30.2	6.5 r	8.5 r	0.1 r	0.0 r	0.8 r
Georgia	915	....	....	....	....	....	....	0.0	0.0 r	0.0 r	0.0 r	0.0 r	0.0 r
Kazakhstan	916	....	....	....	....	....	....	0.2	0.0 r	0.0 r	0.0 r	0.0 r	0.0 r
Kyrgyz Republic	917	....	....	....	....	....	....	0.0	0.0 r	0.0 r	0.0 r	0.0 r	0.0 r
Moldova	921	....	0.0 e	0.0 e	0.0 e	0.0 e	0.0 e	....	....	....	....	....	....
Russian Federation	922	6.1	5.9 r	0.0 r	0.2 r	0.1 r	0.2 r	150.9	38.3 r	2.5 r	32.2 r	2.9 r	37.3 r
Tajikistan	923	....	4.5 e	4.8 e	2.2 e	4.3 e	3.8 e	....	....	....	....	....	....
Turkmenistan	925	....	....	....	....	....	....	0.0	0.0 r	0.0 r	....	....	....
Ukraine	926	....	....	....	....	....	....	0.4	0.1 r	0.1 r	0.3 r	0.3 r	0.3 r
<b>Mid East, N Africa, Pak</b>	440	<b>3.6</b>	<b>0.9</b>	<b>0.8</b>	<b>0.6</b>	<b>0.7</b>	<b>0.8</b>	<b>123.4</b>	<b>29.6</b>	<b>22.1</b>	<b>13.0</b>	<b>12.4</b>	<b>12.7</b>
Egypt	469	0.1	0.0 r	0.0 r	0.0 r	0.0 r	0.0 r	1.5	0.4 r	0.3 r	0.1 r	0.1 r	0.1 r
Iran, I.R. of	429	0.0	0.0 r	0.0 r	0.0 r	0.0 r	0.0 r	34.6	9.2 r	7.1 r	4.9 r	4.7 r	4.8 r
Iraq	433	....	....	....	....	....	....	0.1	0.0 r	0.0 r	0.0 r	0.0 r	0.0 r
Jordan	439	....	....	....	....	....	....	0.2	0.0 r	0.1 r	0.0 r	0.0 r	....
Kuwait	443	0.0	0.0 r	0.0 r	0.0 r	0.0 r	0.0 r	0.1	0.0 r	0.0 r	0.0 r	0.0 r	0.0 r
Lebanon	446	0.1	0.0 r	0.0 r	0.0 r	0.0 r	0.0 r	0.9	0.1 r	0.2 r	0.1 r	0.1 r	0.1 r
Libya	672	....	....	....	....	....	....	0.0	0.0 r	0.0 r	0.0 r	0.0 r	0.0 r
Mauritania	682	....	0.0 e	0.0 e	0.0 e	0.0 e	0.0 e	....	....	....	....	....	....
Morocco	686	0.4	0.0 r	0.1 r	0.1 r	0.1 r	0.1 r	33.6	6.0 r	3.4 r	0.2 r	0.2 r	0.2 r
Oman	449	0.1	0.0 r	0.0 r	0.0 r	0.0 r	0.0 r	0.5	0.1 r	0.1 r	0.1 r	0.1 r	0.1 r
Pakistan	564	0.0	0.0 r	0.0 r	0.0 r	0.0 r	0.0 r	7.3	1.9 r	1.5 r	1.0 r	1.0 r	1.0 r
Qatar	453	....	....	....	....	....	....	0.9	0.2 r	0.2 r	0.1 r	0.1 r	0.1 r
Saudi Arabia	456	0.0	0.0 r	0.0 r	0.0 r	0.0 r	0.0 r	1.3	0.3 r	0.3 r	0.2 r	0.2 r	0.2 r
Sudan	732	....	....	....	....	....	....	0.2	0.1 r	0.1 r	0.1 r	0.1 r	0.1 r
Syrian Arab Republic	463	....	....	....	....	....	....	1.6	0.4 r	0.3 r	0.2 r	0.2 r	0.2 r
Tunisia	744	1.0	0.2 r	0.2 r	0.2 r	0.2 r	0.2 r	2.2	0.5 r	0.5 r	0.5 r	0.5 r	0.5 r
United Arab Emirates	466	1.8	0.5 r	0.4 r	0.2 r	0.3 r	0.4 r	38.5	10.2 r	7.9 r	5.5 r	5.2 r	5.3 r
West Bank and Gaza	487	....	0.0 e	0.0 e	0.0 e	0.0 e	0.0 e	....	....	....	....	....	....
Yemen, Republic of	474	0.0	0.0 r	0.0 r	0.0 r	0.0 r	0.0 r	....	....	....	....	....	....
<b>Sub-Saharan Africa</b>	603	<b>116.6</b>	<b>30.0</b>	<b>26.1</b>	<b>14.7</b>	<b>20.1</b>	<b>34.3</b>	<b>8.2</b>	<b>1.9</b>	<b>3.4</b>	<b>2.2</b>	<b>9.6</b>	<b>2.7</b>
Angola	614	0.1	0.0 r	0.0 r	0.0 r	0.0 r	0.0 r	0.1	0.0 r	0.0 r	0.0 r	0.0 r	0.0 r
Botswana	616	....	0.0 e	0.0 e	0.0 e	0.0 e	0.0 e	....	....	....	....	....	....
Burkina Faso	748	....	0.1 e	0.0 e	0.0 e	0.0 e	0.0 e	....	....	....	....	....	....
Burundi	618	....	0.0 e	0.0 e	0.0 e	0.0 e	0.1 e	....	....	....	....	....	....
Cameroon	622	....	....	....	....	....	....	0.1	0.0 r	0.0 r	0.0 r	0.0 r	0.0 r
Chad	628	0.0	0.0 r	0.0 r	0.0 r	0.0 r	0.0 r	0.0	0.0 r	0.0 r	0.0 r	0.0 r	0.0 r
Congo, Republic of	634	0.0	0.0 r	0.0 r	0.0 r	0.0 r	0.0 r	0.2	0.0 r	0.0 r	0.0 r	0.0 r	0.0 r
Eritrea	643	....	0.0 e	0.0 e	0.0 e	0.0 e	0.0 e	0.5	0.1 r	0.1 r	0.1 r	0.1 r	0.1 r
Gabon	646	0.0	0.0 r	0.0 r	0.0 r	0.0 r	0.0 r	0.2	0.1 r	0.0 r	0.0 r	0.0 r	0.0 r

# Venezuela, Republica Bolivariana de (299)

In Millions of U.S. Dollars

		Exports (FOB)						Imports (CIF)					
		2015	2015Q3	2015Q4	2016Q1	2016Q2	2016Q3	2015	2015Q3	2015Q4	2016Q1	2016Q2	2016Q3
Ghana	652	....	....	....	....	....	....	0.0	0.0 r	0.0 r	0.0 r	0.0 r	0.0 r
Kenya	664	....	....	....	....	....	....	0.1	0.0 r	0.0 r	0.0 r	0.0 r	0.0 r
Madagascar	674	5.0	1.3 r	1.0 r	0.6 r	0.9 r	1.1 r	....	....	....	....	....	....
Malawi	676	....	0.0 e	0.0 e	0.0 e	0.0 e	0.0 e	0.2	0.0 r	0.0 r	0.0 r	0.0 r	0.0 r
Mauritius	684	....	0.0 e	0.0 e	0.0 e	0.0 e	0.0 e	....	....	....	....	....	....
Mozambique	688	....	....	....	....	....	....	0.2	0.1 r	0.1 r	0.0 r	0.0 r	0.0 r
Namibia	728	....	....	....	....	....	....	0.0	0.0 r	0.0 r	0.0 r	0.0 r	0.0 r
Niger	692	....	....	....	....	....	....	0.0	0.0 r	0.0 r	0.0 r	0.0 r	0.0 r
Nigeria	694	107.3	28.4 r	21.9 r	13.8 r	19.0 r	22.9 r	0.0	0.0 r	0.0 r	0.0 r	0.0 r	0.0 r
Rwanda	714	....	0.0 e	0.0 e	0.0 e	0.0 e	0.0 e	....	....	....	....	....	....
Senegal	722	....	....	....	....	....	....	0.1	0.0 r	0.0 r	0.0 r	0.0 r	0.0 r
Seychelles	718	....	0.0 e	0.0 e	0.0 e	0.0 e	0.0 e	....	....	....	....	....	....
Sierra Leone	724	....	....	....	....	....	....	0.1	0.0 r	0.0 r	0.0 r	0.0 r	0.0 r
South Africa	199	4.0	0.1 r	3.0 r	0.1 r	0.0 r	10.2 r	6.5	1.5 r	3.0 r	1.9 r	9.3 r	2.4 r
Zambia	754	....	....	....	....	....	....	....	....	....	0.0 r	....	....
Zimbabwe	698	....	....	....	....	....	....	0.0	0.0 r	0.0 r	0.0 r	0.0 r	0.0 r
Africa n.s.	799	....	....	....	....	....	....	0.0	0.0 r	0.0 r	0.0 r	0.0 r	0.0 r
<b>Western Hemisphere</b>	<b>205</b>	<b>6,085.5</b>	<b>1,557.3</b>	<b>1,242.3</b>	<b>912.7</b>	<b>1,120.9</b>	<b>1,319.0</b>	<b>19,429.7</b>	<b>5,309.4</b>	<b>4,291.5</b>	<b>2,467.9</b>	<b>2,307.3</b>	<b>2,451.7</b>
Anguilla	312	....	0.0 e	0.0 e	0.0 e	0.0 e	0.0 e	....	....	....	....	....	....
Antigua and Barbuda	311	26.5	7.0 r	5.4 r	3.4 r	4.7 r	5.6 r	....	....	....	....	....	....
Argentina	213	4.8	1.3 r	1.0 r	0.6 r	0.9 r	1.0 r	1,435.0	359.0 r	268.1 r	185.5 r	175.2 r	179.6 r
Aruba	314	305.9	83.5 r	100.6 r	92.3 r	93.6 r	94.5 r	0.6	0.1 r	0.2 r	0.1 r	0.2 r	0.5 r
Barbados	316	0.0	0.0 r	0.0 r	0.0 r	0.0 r	0.0 r	22.4	5.9 r	4.6 r	4.0 r	4.0 r	4.0 r
Belize	339	....	....	....	....	....	....	0.7	0.2 r	0.2 r	0.1 r	0.1 r	0.1 r
Bolivia	218	1.3	0.6 r	0.4 r	0.2 r	0.4 r	0.5 r	102.7	6.2 r	7.2 r	1.0 r	1.0 r	1.0 r
Brazil	223	523.2	131.3 r	84.7 r	108.5 r	64.3 r	71.4 r	3,903.7	1,176.2 r	888.5 r	343.5 r	315.9 r	449.8 r
Chile	228	23.8	2.1 r	1.8 r	21.6 r	18.5 r	7.1 r	633.6	150.9 r	180.8 r	88.7 r	68.2 r	72.7 r
Colombia	233	195.0	47.2 r	55.9 r	55.9 r	77.2 r	93.2 r	2,380.6	550.7 r	449.0 r	243.6 r	216.5 r	210.6 r
Costa Rica	238	19.0	5.5 r	4.3 r	2.5 r	3.2 r	3.7 r	65.3	16.1 r	12.0 r	8.4 r	8.0 r	8.3 r
Dominica	321	0.3	0.1 r	0.1 r	0.0 r	0.0 r	0.1 r	0.2	0.1 r	0.0 r	0.0 r	0.0 r	0.0 r
Dominican Republic	243	442.2	117.0 r	90.3 r	57.0 r	78.3 r	94.2 r	76.6	20.3 r	15.7 r	10.9 r	10.3 r	10.6 r
Ecuador	248	16.4	4.1 r	4.4 r	1.6 r	2.2 r	2.6 r	425.1	101.1 r	149.7 r	70.6 r	67.9 r	70.6 r
El Salvador	253	0.1	0.0 r	0.0 r	0.0 r	0.0 r	0.0 r	69.9	29.8 r	25.0 r	6.0 r	12.3 r	3.7 r
Greenland	326	....	0.0 e	0.0 e	0.0 e	0.0 e	0.0 e	....	....	....	....	....	....
Grenada	328	0.1	0.0 r	0.0 r	0.0 r	0.0 r	0.0 r	....	....	....	....	....	....
Guatemala	258	7.2	1.9 r	1.5 r	0.9 r	1.3 r	1.5 r	88.3	24.3 r	18.2 r	11.8 r	10.5 r	10.1 r
Guyana	336	....	....	....	....	....	....	45.3	12.0 r	9.3 r	6.5 r	6.1 r	6.3 r
Haiti	263	0.9	0.2 r	0.2 r	0.1 r	0.2 r	0.2 r	....	....	....	....	....	....
Honduras	268	0.2	0.1 r	0.0 r	0.0 r	0.0 r	0.0 r	85.0	8.6 r	0.1 r	7.1 r	6.7 r	6.9 r
Jamaica	343	298.3	79.0 r	60.9 r	38.5 r	52.8 r	63.5 r	0.2	0.0 r	0.0 r	0.0 r	0.0 r	0.0 r
Mexico	273	77.6	25.3 r	19.7 r	16.8 r	19.9 r	33.9 r	1,695.4	508.5 r	273.3 r	235.1 r	220.5 r	202.0 r
Netherlands Antilles	353	3,041.1	804.8 r	620.9 r	392.2 r	538.5 r	647.8 r	30.9	8.2 r	6.3 r	4.4 r	4.2 r	4.3 r
Nicaragua	278	249.4	66.0 r	50.9 r	32.2 r	44.2 r	53.1 r	304.8	80.8 r	62.3 r	43.5 r	41.2 r	42.3 r
Panama	283	13.6	3.6 r	3.0 r	2.2 r	2.4 r	2.9 r	712.7	328.3 r	307.9 r	71.0 r	71.1 r	71.1 r
Paraguay	288	0.0	0.0 r	0.0 r	0.0 r	0.0 r	0.0 r	49.6	13.1 r	10.1 r	7.1 r	6.7 r	6.9 r
Peru	293	15.3	4.1 r	3.1 r	2.0 r	2.7 r	3.3 r	267.7	71.0 r	55.6 r	39.6 r	38.2 r	39.8 r
St. Kitts and Nevis	361	0.1	0.0 r	0.0 r	0.0 r	0.0 r	0.0 r	....	....	....	....	....	....
St. Lucia	362	14.2	3.8 r	2.9 r	1.8 r	2.5 r	3.0 r	....	....	....	....	....	....
St. Vincent & Grens.	364	0.0	0.0 r	0.0 r	0.0 r	0.0 r	0.0 r	0.0	0.0 r	0.0 r	0.0 r	0.0 r	0.0 r
Suriname	366	1.1	0.3 r	0.2 r	0.1 r	0.2 r	0.2 r	1.4	0.4 r	0.3 r	0.2 r	0.2 r	0.2 r
Trinidad and Tobago	369	71.5	18.9 r	14.6 r	9.2 r	12.7 r	15.2 r	10.4	2.8 r	2.1 r	1.5 r	1.4 r	1.4 r
Uruguay	298	172.0	0.2 r	0.2 r	0.1 r	0.2 r	0.2 r	296.4	53.4 r	170.5 r	118.9 r	112.7 r	115.7 r
Western Hem. n.s.	399	564.2	149.3 r	115.2 r	72.8 r	99.9 r	120.2 r	6,724.9	1,781.7 r	1,374.6 r	958.8 r	908.3 r	933.1 r
<b>Other Countries n.i.e</b>	<b>910</b>	<b>1,563.0</b>	<b>413.7</b>	<b>319.1</b>	<b>201.6</b>	<b>276.8</b>	<b>332.9</b>	<b>380.3</b>	<b>100.7</b>	<b>77.7</b>	<b>54.2</b>	<b>51.4</b>	<b>52.8</b>
Cuba	928	1,562.7	413.6 r	319.1 r	201.5 r	276.7 r	332.9 r	351.2	93.0 r	71.8 r	50.1 r	47.4 r	48.7 r
Korea, Dem. People's Rep.	954	0.3	0.1 r	0.1 r	0.0 r	0.1 r	0.1 r	29.1	7.7 r	5.9 r	4.1 r	3.9 r	4.0 r
<b>Memorandum Items</b>													
Africa	605	117.9	30.3	26.4	15.0	20.4	34.7	44.2	8.6	7.4	3.0	10.3	3.4
Middle East	405	2.2	0.6	0.4	0.3	0.4	0.4	80.0	21.0	16.6	11.2	10.6	10.9
European Union	998	1,952.1	415.6	480.6	224.4	222.3	217.0	3,996.4	1,090.0	883.4	553.9	513.1	461.0

# Venezuela, Republica Bolivariana de (299)

*In Millions of U.S. Dollars*

		Exports (FOB)						Imports (CIF)					
		2015	2015Q3	2015Q4	2016Q1	2016Q2	2016Q3	2015	2015Q3	2015Q4	2016Q1	2016Q2	2016Q3
Export earnings: fuel	080	399.7	105.6	97.8	81.2	111.8	135.0	3,146.4	719.3	626.3	359.8	300.0	331.5
Export earnings: nonfuel	092	36,836.3	9,346.2	7,811.2	5,414.8	6,550.1	7,510.4	36,999.3	10,000.0	7,851.9	5,056.6	4,753.0	4,978.8

# Vietnam (582)

In Millions of U.S. Dollars

		Exports (FOB)						Imports (CIF)					
		2015	2015Q3	2015Q4	2016Q1	2016Q2	2016Q3	2015	2015Q3	2015Q4	2016Q1	2016Q2	2016Q3
IFS World		162,061.0	42,862.0	42,408.0	38,579.0	43,362.7	....	162,825.0	42,836.0	41,945.0	37,381.0	43,028.7	....
World	001	159,987.3	42,327.2	41,142.6	41,907.2	44,780.8	48,489.5	175,784.4	43,979.7	47,406.1	39,537.3	46,063.9	47,949.5
Advanced Economies	110	105,469.3	28,326.1	27,041.5	27,129.9	28,352.0	30,590.9	81,545.0	20,687.4	20,603.5	19,362.6	22,607.6	23,783.1
Euro Area	163	24,090.7	6,418.1	6,022.7	6,489.7	6,501.1	6,832.5	8,651.4	2,309.5	2,524.7	1,863.1	2,397.2	2,435.7
Austria	122	2,188.7	570.4 r	567.1 r	520.4 r	644.0 r	648.3 r	412.1	128.5 r	117.2 r	65.2 r	93.4 r	120.4 r
Belgium	124	1,779.5	474.6 r	409.2 r	478.7 r	456.6 r	504.7 r	494.2	117.2 r	143.5 r	111.0 r	148.1 r	114.7 r
Cyprus	423	33.4	10.0 r	10.3 r	12.5 r	14.5 r	13.6 r	25.3	4.8 r	8.3 r	6.6 r	7.0 r	8.4 r
Estonia	939	25.5	8.1 r	5.9 r	6.4 r	7.0 r	6.6 r	19.3	3.2 r	3.1 r	1.4 r	1.5 r	2.3 r
Finland	172	117.6	32.8 r	23.8 r	27.3 r	24.7 r	26.5 r	204.4	60.4 r	42.4 r	35.8 r	104.7 r	63.8 r
France	132	2,977.8	820.9 r	838.5 r	812.6 r	740.3 r	858.8 r	1,258.5	267.1 r	393.9 r	227.8 r	268.4 r	269.7 r
Germany	134	5,707.4	1,507.0 r	1,420.8 r	1,607.9 r	1,525.9 r	1,503.3 r	3,202.7	961.0 r	1,024.1 r	726.0 r	860.9 r	1,016.4 r
Greece	174	167.3	36.1 r	41.8 r	42.1 r	52.9 r	46.6 r	28.5	8.0 r	9.9 r	7.8 r	5.7 r	10.3 r
Ireland	178	115.0	31.7 r	33.3 r	33.0 r	23.2 r	43.3 r	286.2	97.1 r	70.1 r	95.5 r	153.6 r	113.7 r
Italy	136	2,847.8	750.5 r	622.9 r	760.0 r	807.2 r	746.4 r	1,451.5	358.6 r	367.9 r	297.3 r	377.5 r	346.9 r
Latvia	941	138.6	35.2 r	34.2 r	30.3 r	36.6 r	40.9 r	7.0	1.3 r	2.1 r	2.3 r	2.2 r	2.0 r
Lithuania	946	37.8	8.4 r	9.6 r	9.1 r	9.9 r	9.6 r	18.2	4.9 r	5.9 r	3.9 r	5.3 r	3.9 r
Luxembourg	137	40.2	12.8 r	10.3 r	8.3 r	11.3 r	8.7 r	10.2	1.9 r	2.2 r	2.6 r	2.3 r	4.0 r
Malta	181	95.7	30.6 r	18.8 r	20.9 r	20.8 r	20.5 r	24.1	1.1 r	6.8 r	5.8 r	6.4 r	5.5 r
Netherlands	138	4,759.6	1,256.9 r	1,266.7 r	1,376.0 r	1,415.6 r	1,483.3 r	690.1	191.7 r	194.0 r	159.9 r	207.0 r	210.8 r
Portugal	182	287.9	80.5 r	78.9 r	62.9 r	71.2 r	91.6 r	67.9	11.0 r	21.2 r	10.5 r	20.0 r	20.4 r
Slovak Republic	936	275.6	72.9 r	65.1 r	69.9 r	91.3 r	127.0 r	18.1	3.8 r	5.5 r	6.8 r	9.3 r	7.0 r
Slovenia	961	196.5	53.4 r	34.4 r	76.0 r	29.8 r	35.2 r	33.2	6.3 r	9.0 r	12.9 r	15.0 r	12.6 r
Spain	184	2,299.0	625.4 r	531.0 r	535.2 r	518.3 r	617.5 r	399.8	81.6 r	97.5 r	84.2 r	108.9 r	103.0 r
Australia	193	2,905.6	727.6 r	646.0 r	700.1 r	712.1 r	800.5 r	2,022.0	511.2 r	444.0 r	538.9 r	528.3 r	695.2 r
Canada	156	2,407.6	643.5 r	588.6 r	622.5 r	724.5 r	717.0 r	448.3	112.2 r	84.4 r	82.6 r	93.6 r	94.6 r
China,P.R.: Hong Kong	532	6,959.3	1,809.3 r	1,996.8 r	1,660.6 r	1,845.0 r	1,784.0 r	1,320.4	350.6 r	363.9 r	290.9 r	295.9 r	311.7 r
China,P.R.: Macao	546	22.5	6.1 r	7.2 r	6.1 r	5.9 r	8.1 r	7.3	1.8 r	2.9 r	0.3 r	1.0 r	1.8 r
Denmark	128	289.4	67.1 r	63.0 r	76.2 r	65.1 r	65.6 r	244.0	85.1 r	67.2 r	53.7 r	76.0 r	85.4 r
Iceland	176	5.8	1.5 r	1.7 r	1.7 r	1.9 r	2.1 r	10.4	2.2 r	3.0 r	2.3 r	2.9 r	2.6 r
Israel	436	533.7	133.5 r	134.9 r	139.7 r	162.7 r	150.6 r	1,161.4	245.9 r	236.7 r	221.2 r	206.7 r	197.6 r
Japan	158	14,100.3	3,702.8 r	3,584.2 r	3,531.1 r	3,620.9 r	4,137.2 r	14,182.1	3,452.9 r	3,513.2 r	3,134.6 r	3,789.6 r	3,809.6 r
Korea, Republic of	542	8,915.4	2,571.5 r	2,646.3 r	2,541.3 r	2,598.5 r	3,192.2 r	27,578.5	7,243.9 r	6,768.9 r	7,051.9 r	8,030.6 r	8,293.4 r
New Zealand	196	325.0	84.2 r	82.4 r	72.2 r	86.7 r	94.5 r	377.8	69.3 r	104.7 r	99.5 r	86.8 r	83.4 r
Norway	142	103.4	28.6 r	20.2 r	32.1 r	26.9 r	26.3 r	202.6	39.1 r	58.1 r	62.5 r	73.9 r	74.5 r
Singapore	576	3,256.6	809.6 r	713.0 r	592.5 r	721.7 r	743.3 r	6,030.8	1,254.3 r	1,421.6 r	1,281.2 r	1,344.6 r	1,361.0 r
Sweden	144	936.2	244.1 r	193.3 r	223.9 r	279.3 r	251.5 r	239.2	73.7 r	71.3 r	67.2 r	49.5 r	66.0 r
Switzerland	146	230.7	53.4 r	52.0 r	74.4 r	107.0 r	86.1 r	544.7	124.1 r	158.4 r	135.3 r	160.8 r	114.4 r
Taiwan Prov.of China	528	2,266.9	598.9 r	533.7 r	535.9 r	579.4 r	664.4 r	10,003.7	2,397.8 r	2,445.5 r	2,375.7 r	2,653.2 r	2,518.2 r
United Kingdom	112	4,645.2	1,295.9 r	1,191.4 r	1,070.0 r	1,241.5 r	1,245.8 r	727.8	216.8 r	186.1 r	199.6 r	187.9 r	191.5 r
United States	111	33,475.0	9,130.3 r	8,564.3 r	8,759.8 r	9,071.7 r	9,789.1 r	7,792.5	2,197.0 r	2,149.0 r	1,902.1 r	2,629.2 r	3,446.3 r
<b>Emerg. &amp; Dev. Economies</b>	<b>200</b>	<b>54,518.0</b>	<b>14,001.2</b>	<b>14,101.1</b>	<b>14,777.3</b>	<b>16,428.8</b>	<b>17,898.7</b>	<b>92,303.7</b>	<b>22,793.9</b>	<b>26,314.6</b>	<b>19,739.5</b>	<b>22,955.7</b>	<b>23,634.1</b>
<b>Emerg. &amp; Dev. Asia</b>	<b>505</b>	<b>34,936.8</b>	<b>8,902.3</b>	<b>9,289.8</b>	<b>10,139.1</b>	<b>11,405.0</b>	<b>12,597.9</b>	<b>80,952.9</b>	<b>20,025.8</b>	<b>23,090.0</b>	<b>17,140.1</b>	<b>20,337.5</b>	<b>20,570.1</b>
Bangladesh	513	570.0	140.5 r	137.8 r	129.8 r	149.6 r	162.8 r	41.5	10.1 r	12.3 r	15.0 r	17.2 r	18.3 r
Brunei Darussalam	516	25.5	6.7 r	6.7 r	6.1 r	6.8 r	7.2 r	48.1	12.4 r	12.1 r	10.8 r	12.4 r	13.2 r
Cambodia	522	2,395.2	613.4 r	619.6 r	586.1 r	676.1 r	735.8 r	946.0	252.1 r	246.5 r	213.0 r	237.4 r	245.6 r
China,P.R.: Mainland	924	16,567.7	4,292.2 r	4,635.4 r	5,277.0 r	5,894.0 r	6,739.7 r	49,441.1	12,033.6 r	14,448.4 r	9,910.8 r	11,747.9 r	11,334.7 r
Fiji	819	12.8	3.4 r	3.3 r	3.1 r	3.4 r	3.6 r	4.4	1.1 r	1.1 r	1.0 r	1.1 r	1.2 r
F.T. French Polynesia	887	....	....	....	....	....	....	1.8 e	0.5 e	0.4 e	0.4 e	0.4 e	0.5 e
F.T. New Caledonia	839	10.0	2.6 r	2.6 r	2.4 r	2.7 r	2.8 r	0.1	0.0 r	0.0 r	0.0 r	0.0 r	0.0 r
India	534	2,469.7	643.7 r	594.1 r	566.1 r	742.9 r	731.7 r	2,655.2	637.9 r	957.0 r	587.4 r	640.9 r	761.5 r
Indonesia	536	2,847.6	574.1 r	766.2 r	875.0 r	1,050.8 r	1,110.0 r	2,738.5	719.5 r	838.2 r	667.1 r	820.4 r	873.3 r
Kiribati	826	1.5	0.4 r	0.4 r	0.4 r	0.4 r	0.4 r	11.3	2.9 r	2.9 r	2.5 r	2.9 r	3.1 r
Lao People's Dem.Rep	544	523.3	137.3 r	137.5 r	126.0 r	141.1 r	149.9 r	586.5	139.4 r	135.4 r	128.2 r	156.0 r	173.5 r
Malaysia	548	3,577.1	895.8 r	902.9 r	742.6 r	714.0 r	848.4 r	4,184.7	1,024.1 r	1,072.6 r	1,027.9 r	1,542.3 r	1,627.0 r
Mongolia	948	13.2	3.4 r	3.4 r	3.1 r	3.5 r	3.7 r	21.8	5.5 r	5.5 r	5.5 r	5.5 r	5.5 r
Myanmar	518	375.7	97.7 r	96.4 r	87.2 r	96.7 r	101.9 r	56.2	11.0 r	10.6 r	11.9 r	16.5 r	20.0 r
Nepal	558	24.2	6.3 r	6.3 r	5.8 r	6.5 r	6.9 r	1.3	0.3 r	0.3 r	0.3 r	0.3 r	0.3 r
Papua New Guinea	853	126.7	33.1 r	33.1 r	30.2 r	33.8 r	35.9 r	22.1	5.7 r	5.6 r	5.0 r	5.7 r	6.1 r
Philippines	566	2,016.4	548.5 r	639.7 r	803.6 r	909.6 r	975.0 r	898.9	212.3 r	251.3 r	191.8 r	230.8 r	254.7 r
Solomon Islands	813	10.0	2.6 r	2.6 r	2.4 r	2.7 r	2.8 r	6.6	1.7 r	1.7 r	1.5 r	1.7 r	1.8 r



# Vietnam (582)

In Millions of U.S. Dollars

		Exports (FOB)						Imports (CIF)					
		2015	2015Q3	2015Q4	2016Q1	2016Q2	2016Q3	2015	2015Q3	2015Q4	2016Q1	2016Q2	2016Q3
Sri Lanka	524	192.4	57.0 r	55.2 r	48.6 r	48.9 r	55.8 r	73.9	18.4 r	16.9 r	20.5 r	23.1 r	30.2 r
Thailand	578	3,177.7	843.4 r	646.4 r	843.7 r	921.5 r	923.6 r	8,269.6	2,119.6 r	2,312.0 r	1,879.1 r	2,044.5 r	2,190.0 r
Asia n.s.	598	....	....	....	....	....	....	10,943.3	2,817.7 r	2,759.1 r	2,460.5 r	2,830.4 r	3,009.6 r
<b>Europe</b>	170	<b>4,021.5</b>	<b>1,084.0</b>	<b>978.4</b>	<b>981.5</b>	<b>1,097.8</b>	<b>1,207.8</b>	<b>1,607.2</b>	<b>350.1</b>	<b>531.7</b>	<b>365.5</b>	<b>458.0</b>	<b>706.9</b>
<b>Emerg. &amp; Dev. Europe</b>	903	<b>2,186.2</b>	<b>528.3</b>	<b>472.7</b>	<b>503.4</b>	<b>577.8</b>	<b>567.8</b>	<b>613.6</b>	<b>181.8</b>	<b>162.9</b>	<b>134.5</b>	<b>186.8</b>	<b>494.4</b>
Bulgaria	918	40.8	8.7 r	8.4 r	8.0 r	9.7 r	11.6 r	61.6	25.8 r	17.0 r	10.0 r	20.0 r	83.7 r
Croatia	960	32.6	7.1 r	6.7 r	10.1 r	14.0 r	6.8 r	23.4	6.3 r	6.3 r	8.9 r	9.2 r	10.8 r
Hungary	944	65.7	15.8 r	21.8 r	22.5 r	22.2 r	32.0 r	129.4	27.9 r	31.6 r	24.2 r	42.1 r	36.9 r
Poland	964	585.2	153.4 r	138.9 r	141.4 r	150.7 r	151.9 r	175.4	50.5 r	46.3 r	37.3 r	46.1 r	58.5 r
Romania	968	102.2	25.8 r	26.7 r	27.5 r	23.5 r	30.4 r	73.4	35.3 r	11.6 r	13.7 r	17.9 r	248.9 r
Serbia, Republic of	942	....	....	....	....	....	....	3.1 e	0.5 e	2.0 e	1.2 e	1.1 e	9.5 e
Turkey	186	1,359.6	317.6 r	270.3 r	293.9 r	357.7 r	335.1 r	147.3	35.5 r	48.3 r	39.1 r	50.3 r	45.9 r
<b>CIS</b>	901	<b>1,835.3</b>	<b>555.7</b>	<b>505.6</b>	<b>478.1</b>	<b>520.0</b>	<b>639.9</b>	<b>993.6</b>	<b>168.3</b>	<b>368.7</b>	<b>231.0</b>	<b>271.2</b>	<b>212.5</b>
Azerbaijan, Rep. of	912	34.2	8.9 r	8.9 r	8.9 r	9.0 r	9.1 r	....	....	....	....	....	....
Belarus	913	4.6	1.2 r	1.6 r	0.9 r	1.2 r	1.4 r	120.1	16.6 r	22.3 r	9.0 r	15.5 r	15.5 r
Georgia	915	26.1	6.6 r	11.4 r	7.9 r	6.9 r	2.0 r	44.0	3.0 r	41.0 r	121.7 r	121.7 r	122.2 r
Kazakhstan	916	154.0	40.3 r	40.2 r	36.7 r	41.1 r	43.6 r	9.1	2.3 r	2.3 r	2.0 r	2.4 r	2.5 r
Russian Federation	922	1,438.3	445.8 r	398.2 r	377.4 r	414.1 r	524.6 r	741.8	105.7 r	285.9 r	87.3 r	108.3 r	58.8 r
Ukraine	926	160.0	48.3 r	40.6 r	42.0 r	42.8 r	54.2 r	74.5	39.6 r	16.2 r	10.1 r	22.3 r	12.4 r
Uzbekistan	927	18.0	4.7 r	4.7 r	4.3 r	4.8 r	5.1 r	4.0	1.0 r	1.0 r	0.9 r	1.0 r	1.1 r
<b>Mid East, N Africa, Pak</b>	440	<b>7,981.3</b>	<b>2,081.8</b>	<b>2,047.3</b>	<b>1,887.3</b>	<b>2,098.1</b>	<b>2,222.2</b>	<b>2,197.1</b>	<b>546.5</b>	<b>537.3</b>	<b>493.3</b>	<b>577.5</b>	<b>623.4</b>
Algeria	612	233.8	59.5 r	58.8 r	54.1 r	61.1 r	65.4 r	2.6	0.7 r	0.7 r	0.6 r	0.7 r	0.7 r
Bahrain, Kingdom of	419	15.5	4.0 r	4.0 r	3.7 r	4.1 r	4.4 r	7.1	1.8 r	1.8 r	1.6 r	1.8 r	2.0 r
Djibouti	611	45.2	11.8 r	11.8 r	10.8 r	12.1 r	12.8 r	....	....	....	....	....	....
Egypt	469	361.7	84.5 r	75.0 r	66.4 r	74.9 r	79.9 r	17.8	3.1 r	3.2 r	3.2 r	3.7 r	3.9 r
Jordan	439	159.2	49.7 r	34.1 r	40.0 r	34.5 r	34.7 r	13.8	0.5 r	1.3 r	1.3 r	1.5 r	1.4 r
Kuwait	443	88.2	23.1 r	22.7 r	20.1 r	21.9 r	22.8 r	130.6	33.6 r	32.9 r	29.4 r	33.8 r	35.9 r
Lebanon	446	57.2	15.5 r	13.6 r	12.3 r	13.8 r	14.6 r	1.0	0.0 r	0.2 r	....	....	....
Libya	672	32.6	8.5 r	8.5 r	7.8 r	8.7 r	9.2 r	0.0	0.0 r	0.0 r	0.0 r	0.0 r	0.0 r
Mauritania	682	9.3	2.4 r	2.4 r	2.2 r	2.5 r	2.6 r	5.8	1.5 r	1.5 r	1.3 r	1.5 r	1.6 r
Morocco	686	146.0	39.3 r	32.9 r	36.3 r	40.6 r	43.1 r	5.1	0.9 r	2.6 r	6.5 r	6.9 r	7.1 r
Oman	449	33.2	8.7 r	8.7 r	7.9 r	8.9 r	9.4 r	32.2	8.3 r	8.1 r	7.2 r	8.3 r	8.9 r
Pakistan	564	419.7	113.2 r	112.3 r	98.9 r	106.6 r	109.5 r	160.0	41.0 r	40.2 r	36.1 r	41.8 r	44.7 r
Qatar	453	42.1	11.0 r	11.0 r	10.0 r	11.2 r	11.9 r	187.6	48.3 r	47.3 r	42.2 r	48.5 r	51.6 r
Saudi Arabia	456	534.0	137.1 r	136.3 r	125.9 r	142.4 r	152.4 r	1,105.8	271.7 r	266.5 r	247.9 r	296.7 r	325.9 r
Sudan	732	22.4	2.4 r	6.8 r	10.7 r	12.0 r	12.7 r	0.1	0.0 r	0.0 r	0.0 r	0.0 r	0.0 r
Syrian Arab Republic	463	23.5	6.1 r	6.1 r	5.6 r	6.3 r	6.7 r	0.3	0.1 r	0.1 r	0.1 r	0.1 r	0.1 r
Tunisia	744	43.1	11.3 r	11.2 r	10.9 r	11.4 r	11.6 r	5.8	1.4 r	1.4 r	1.4 r	1.4 r	1.4 r
United Arab Emirates	466	5,690.9	1,487.4 r	1,485.0 r	1,357.6 r	1,518.4 r	1,611.5 r	521.5	133.6 r	129.5 r	114.5 r	130.8 r	138.2 r
West Bank and Gaza	487	8.1 e	2.0 e	2.0 e	2.2 e	2.8 e	2.5 e	....	....	....	....	....	....
Yemen, Republic of	474	15.6	4.1 r	4.1 r	3.7 r	4.2 r	4.4 r	....	....	....	....	....	....
<b>Sub-Saharan Africa</b>	603	<b>2,224.2</b>	<b>580.2</b>	<b>507.0</b>	<b>549.0</b>	<b>577.8</b>	<b>544.5</b>	<b>1,907.9</b>	<b>475.6</b>	<b>466.5</b>	<b>424.7</b>	<b>480.1</b>	<b>516.8</b>
Angola	614	46.3	11.1 r	11.7 r	12.4 r	15.7 r	18.2 r	2.2	0.6 r	0.6 r	0.5 r	0.6 r	0.6 r
Benin	638	21.2	5.5 r	5.5 r	5.0 r	5.6 r	6.0 r	106.5	27.4 r	26.9 r	24.0 r	27.6 r	29.3 r
Botswana	616	0.9	0.2 r	0.2 r	0.2 r	0.2 r	0.3 r	28.3	7.3 r	7.1 r	6.4 r	7.3 r	7.8 r
Burkina Faso	748	8.5	2.2 r	2.2 r	2.0 r	2.3 r	2.4 r	72.2	18.6 r	18.2 r	16.2 r	18.7 r	19.9 r
Cameroon	622	38.6	10.1 r	10.1 r	9.2 r	10.3 r	10.9 r	162.5	41.9 r	41.0 r	36.5 r	42.0 r	44.7 r
Chad	628	0.6	0.2 r	0.2 r	0.2 r	0.2 r	0.2 r	11.3	2.9 r	2.8 r	2.5 r	2.9 r	3.1 r
Congo, Dem. Rep. of	636	13.6	3.6 r	3.6 r	3.2 r	3.6 r	3.9 r	30.9	7.9 r	7.8 r	6.9 r	8.0 r	8.5 r
Congo, Republic of	634	4.4	1.2 r	1.1 r	1.1 r	1.2 r	1.2 r	50.7	13.1 r	12.8 r	11.4 r	13.1 r	13.9 r
Côte d'Ivoire	662	137.8	36.0 r	36.0 r	32.9 r	36.8 r	39.0 r	450.4	116.0 r	113.6 r	115.5 r	117.6 r	118.6 r
Ethiopia	644	9.4	2.5 r	2.5 r	2.3 r	2.5 r	2.7 r	5.0	1.3 r	1.3 r	1.1 r	1.3 r	1.4 r
Gabon	646	21.1	5.5 r	5.5 r	5.0 r	5.6 r	6.0 r	38.7	10.0 r	9.8 r	8.7 r	10.0 r	10.6 r
Gambia, The	648	3.2	0.8 r	0.8 r	0.8 r	0.9 r	0.9 r	14.3	3.7 r	3.6 r	3.2 r	3.7 r	3.9 r
Ghana	652	240.5	62.3 r	62.7 r	58.3 r	66.2 r	71.1 r	136.7	35.2 r	34.5 r	30.7 r	35.4 r	37.6 r
Guinea	656	18.5	4.8 r	4.8 r	4.4 r	4.9 r	5.2 r	56.0	14.4 r	14.1 r	12.6 r	14.5 r	15.4 r
Guinea-Bissau	654	2.3	0.6 r	0.6 r	0.5 r	0.6 r	0.6 r	31.9	8.2 r	8.0 r	7.2 r	8.3 r	8.8 r
Kenya	664	34.5	9.0 r	9.0 r	8.2 r	9.2 r	9.8 r	2.7	0.7 r	0.7 r	0.6 r	0.7 r	0.7 r
Lesotho	666	16.1	4.2 r	4.2 r	3.8 r	4.3 r	4.6 r	0.0	0.0 r	0.0 r	0.0 r	0.0 r	0.0 r
Liberia	668	98.5	25.7 r	25.7 r	23.5 r	26.3 r	27.9 r	6.0	1.6 r	1.5 r	1.4 r	1.6 r	1.7 r

# Vietnam (582)

In Millions of U.S. Dollars

		Exports (FOB)						Imports (CIF)					
		2015	2015Q3	2015Q4	2016Q1	2016Q2	2016Q3	2015	2015Q3	2015Q4	2016Q1	2016Q2	2016Q3
Madagascar	674	15.7	4.1 r	4.1 r	3.7 r	4.2 r	4.4 r	2.7	0.7 r	0.7 r	0.6 r	0.7 r	0.7 r
Mali	678	1.3	0.3 r	0.3 r	0.3 r	0.4 r	0.4 r	57.9	14.9 r	14.6 r	13.0 r	15.0 r	15.9 r
Mauritius	684	112.0	23.8 r	9.6 r	7.1 r	7.9 r	8.4 r	92.5	22.0 r	25.0 r	17.6 r	20.2 r	21.5 r
Mozambique	688	59.6	15.6 r	15.5 r	14.2 r	15.9 r	16.9 r	6.5	1.7 r	1.6 r	1.5 r	1.7 r	1.8 r
Namibia	728	1.6	0.4 r	0.4 r	0.4 r	0.4 r	0.5 r	19.7	5.1 r	5.0 r	4.4 r	5.1 r	5.4 r
Nigeria	694	113.0	26.3 r	25.8 r	25.7 r	31.2 r	35.3 r	131.2	33.8 r	33.1 r	29.5 r	33.9 r	36.1 r
Senegal	722	39.6	8.8 r	13.6 r	4.2 r	4.3 r	4.3 r	6.5	0.6 r	1.5 r	2.6 r	3.0 r	3.2 r
Sierra Leone	724	14.6	3.8 r	3.8 r	3.5 r	3.9 r	4.1 r	8.4	2.2 r	2.1 r	1.9 r	2.2 r	2.3 r
South Africa	199	1,038.9	280.1 r	222.9 r	294.1 r	280.5 r	216.4 r	115.0	32.8 r	28.5 r	23.2 r	33.6 r	48.4 r
Tanzania	738	62.1	16.2 r	16.2 r	14.8 r	16.6 r	17.6 r	139.1	35.8 r	35.1 r	31.3 r	36.0 r	38.2 r
Togo	742	16.9	4.4 r	4.4 r	4.0 r	4.5 r	4.8 r	40.7	10.5 r	10.3 r	9.1 r	10.5 r	11.2 r
Zambia	754	22.0	8.0 r	1.0 r	1.1 r	8.8 r	17.5 r	61.7	....	....	....	....	....
Zimbabwe	698	11.0	2.9 r	2.9 r	2.6 r	2.9 r	3.1 r	19.8	5.1 r	5.0 r	4.5 r	5.1 r	5.4 r
<b>Western Hemisphere</b>	<b>205</b>	<b>5,354.2</b>	<b>1,352.8</b>	<b>1,278.6</b>	<b>1,220.4</b>	<b>1,250.1</b>	<b>1,326.2</b>	<b>5,638.6</b>	<b>1,395.9</b>	<b>1,689.0</b>	<b>1,315.8</b>	<b>1,102.5</b>	<b>1,216.9</b>
Argentina	213	377.6	94.4 r	94.4 r	94.4 r	94.4 r	94.4 r	2,163.2	540.8 r	540.8 r	540.8 r	540.8 r	540.8 r
Bahamas, The	313	35.8	9.4 r	9.3 r	8.5 r	9.5 r	10.1 r	0.0	0.0 r	0.0 r	0.0 r	0.0 r	0.0 r
Bolivia	218	10.8	3.1 r	3.5 r	3.2 r	2.7 r	2.9 r	4.3	3.3 r	0.1 r	0.0 r	0.0 r	0.0 r
Brazil	223	1,435.8	373.3 r	293.5 r	325.3 r	248.9 r	359.9 r	2,437.1	599.0 r	899.2 r	551.4 r	322.8 r	436.7 r
Chile	228	649.5	145.0 r	150.0 r	137.2 r	208.4 r	156.5 r	290.5	66.2 r	66.0 r	48.3 r	53.8 r	49.1 r
Colombia	233	346.0	94.4 r	83.3 r	52.8 r	58.2 r	61.1 r	15.8	4.2 r	3.9 r	4.3 r	5.0 r	5.3 r
Costa Rica	238	76.1	19.9 r	19.9 r	18.1 r	20.3 r	21.5 r	23.9	6.2 r	6.0 r	5.4 r	6.2 r	6.6 r
Dominican Republic	243	65.0	17.0 r	17.0 r	15.5 r	17.3 r	18.4 r	2.0	0.5 r	0.5 r	0.5 r	0.5 r	0.6 r
Ecuador	248	95.7	19.1 r	25.6 r	23.3 r	26.1 r	27.7 r	18.5	3.1 r	5.8 r	5.8 r	6.6 r	7.1 r
El Salvador	253	14.6	3.5 r	3.4 r	2.3 r	3.8 r	4.0 r	2.9	1.3 r	0.3 r	0.4 r	0.5 r	0.6 r
Guatemala	258	36.6	9.6 r	9.6 r	8.7 r	9.8 r	10.4 r	1.3	0.3 r	0.3 r	0.3 r	0.3 r	0.4 r
Haiti	263	28.2	7.4 r	7.4 r	6.7 r	7.5 r	8.0 r	3.1	0.8 r	0.8 r	0.7 r	0.8 r	0.9 r
Honduras	268	12.4	4.6 r	2.5 r	3.9 r	4.3 r	4.6 r	2.9	0.9 r	1.5 r	0.1 r	0.1 r	0.1 r
Jamaica	343	5.8	1.5 r	1.5 r	1.4 r	1.6 r	1.6 r	5.9	1.5 r	1.5 r	1.3 r	1.5 r	1.6 r
Mexico	273	1,545.5	386.4 r	386.4 r	386.4 r	386.4 r	386.4 r	477.0	119.2 r	119.2 r	119.2 r	119.2 r	119.2 r
Nicaragua	278	16.5	4.3 r	4.3 r	3.9 r	4.4 r	4.7 r	0.9	0.2 r	0.2 r	0.2 r	0.2 r	0.2 r
Panama	283	268.8	71.8 r	82.7 r	52.9 r	63.2 r	67.2 r	23.4	6.9 r	6.3 r	3.8 r	4.6 r	4.9 r
Paraguay	288	30.3	7.9 r	7.9 r	7.2 r	8.1 r	8.6 r	34.2	8.8 r	8.6 r	7.7 r	8.9 r	9.4 r
Peru	293	238.2	63.0 r	62.1 r	55.2 r	60.1 r	62.3 r	60.0	12.9 r	11.8 r	11.3 r	14.1 r	15.9 r
Trinidad and Tobago	369	7.0	1.8 r	1.8 r	1.7 r	1.9 r	2.0 r	5.0	1.3 r	1.3 r	1.1 r	1.3 r	1.4 r
Uruguay	298	42.5	11.5 r	8.7 r	8.0 r	8.9 r	9.5 r	62.5	17.2 r	13.8 r	12.3 r	14.1 r	15.0 r
Venezuela, Rep. Bol.	299	15.4	4.0 r	4.0 r	3.7 r	4.1 r	4.4 r	4.2	1.1 r	1.0 r	0.9 r	1.1 r	1.1 r
<b>Countries &amp; Areas n.s.</b>	<b>898</b>	<b>....</b>	<b>....</b>	<b>....</b>	<b>....</b>	<b>....</b>	<b>....</b>	<b>1,935.7</b>	<b>498.4 r</b>	<b>488.0 r</b>	<b>435.2 r</b>	<b>500.7 r</b>	<b>532.4 r</b>
<b>Memorandum Items</b>													
Africa	605	2,724.0	707.0	630.8	674.1	717.4	692.7	1,927.4	480.1	472.7	434.6	490.6	527.6
Middle East	405	7,061.8	1,841.9	1,811.1	1,663.4	1,851.9	1,964.4	2,017.7	501.0	490.9	447.3	525.2	567.8
European Union	998	30,788.0	8,235.8	7,672.9	8,069.3	8,307.0	8,628.2	10,325.7	2,830.9	2,962.0	2,277.8	2,845.9	3,217.5
Export earnings: fuel	080	8,998.4	2,411.7	2,355.6	2,149.1	2,398.9	2,634.9	3,068.2	691.7	858.3	608.3	718.2	716.9
Export earnings: nonfuel	092	150,988.9	39,915.6	38,787.1	39,758.1	42,381.9	45,854.7	172,716.3	43,288.0	46,547.9	38,928.9	45,345.7	47,232.6

# West Bank and Gaza (487)

In Millions of U.S. Dollars

		Exports (FOB)						Imports (CIF)					
		2015	2015Q3	2015Q4	2016Q1	2016Q2	2016Q3	2015	2015Q3	2015Q4	2016Q1	2016Q2	2016Q3
IFS World		....	....	....	....	....	....	....	....	....	....	....	....
World	001	957.7	230.9	248.0	233.5	249.5	230.5	5,226.0	1,294.3	1,302.7	1,345.7	1,454.8	1,415.9
Advanced Economies	110	829.0	205.0	211.5	207.9	208.6	206.0	3,865.0	946.8	931.8	975.8	1,023.4	1,032.5
Euro Area	163	7.6	0.7	2.8	2.5	2.7	1.6	484.4	121.0	114.2	140.4	158.0	151.3
Austria	122	0.4	0.1 r	0.2 r	0.1 r	0.1 r	0.1 r	12.8	1.4 r	0.8 r	1.2 r	1.3 r	0.9 r
Belgium	124	0.4	0.1 r	0.1 r	0.1 r	0.1 r	0.1 r	26.0	7.5 r	8.7 r	9.6 r	10.2 r	10.8 r
Cyprus	423	0.1	0.0 r	0.1 r	0.2 r	0.2 r	0.2 r	0.8	0.8 r	....	....	....	....
Estonia	939	....	....	....	....	....	....	0.4	0.2 r	0.1 r	....	0.0 r	....
Finland	172	0.0	....	....	0.0 r	....	0.0 r	1.8	0.5 r	0.3 r	0.7 r	0.5 r	0.8 r
France	132	1.6	0.1 r	1.1 r	0.2 r	0.5 r	0.3 r	66.3	15.3 r	14.4 r	10.9 r	15.4 r	18.8 r
Germany	134	0.9	0.2 r	0.3 r	0.4 r	0.2 r	0.2 r	148.5	41.7 r	34.8 r	50.4 r	56.9 r	51.3 r
Greece	174	0.1	0.0 r	0.0 r	0.0 r	0.1 r	....	5.2	1.1 r	2.1 r	2.4 r	2.7 r	2.5 r
Ireland	178	0.0	0.0 r	0.0 r	0.0 r	0.0 r	0.0 r	23.9	5.7 r	6.0 r	3.1 r	2.5 r	2.6 r
Italy	136	1.3	0.2 r	0.9 r	1.0 r	0.9 r	0.3 r	68.8	21.0 r	20.0 r	27.0 r	28.0 r	29.3 r
Latvia	941	....	....	....	....	....	....	0.4	....	....	0.0 r	0.0 r	....
Lithuania	946	....	....	....	....	....	....	0.3	0.0 r	0.1 r	0.0 r	0.2 r	0.1 r
Luxembourg	137	....	....	....	....	....	....	1.3	0.3 r	0.3 r	0.3 r	0.3 r	0.3 r
Malta	181	0.8	....	....	....	....	....	0.1	....	0.0 r	0.0 r	0.1 r	0.0 r
Netherlands	138	1.8	....	....	0.5 r	0.5 r	0.5 r	43.0	10.7 r	9.0 r	10.1 r	13.4 r	10.5 r
Portugal	182	0.1	0.0 r	0.0 r	....	....	0.0 r	5.0	1.3 r	0.1 r	0.3 r	0.4 r	0.3 r
Slovak Republic	936	0.0	....	....	....	....	....	4.1	0.9 r	0.0 r	2.5 r	1.1 r	3.4 r
Slovenia	961	....	....	....	....	....	....	3.4	0.7 r	1.2 r	1.9 r	1.9 r	2.0 r
Spain	184	0.1	0.0 r	0.1 r	0.0 r	0.2 r	0.0 r	72.4	12.1 r	16.4 r	19.8 r	23.2 r	17.6 r
Australia	193	0.0	0.0 r	0.0 r	0.0 r	0.0 r	0.0 r	5.4	1.4 r	1.4 r	1.4 r	1.4 r	1.4 r
Canada	156	0.6	0.1 r	0.1 r	0.1 r	0.1 r	0.1 r	3.3	0.8 r	0.8 r	0.8 r	0.8 r	0.8 r
China,P.R.: Hong Kong	532	0.0	0.0 r	0.0 r	0.0 r	0.0 r	0.0 r	11.6	3.2 r	3.1 r	2.9 r	2.7 r	2.5 r
China,P.R.: Macao	546	0.0 e	....	0.0 e	....	0.0 e	....	....	....	....	....	....	....
Czech Republic	935	0.0	0.0 r	0.0 r	0.0 r	0.0 r	0.0 r	13.9	0.6 r	4.1 r	7.8 r	11.0 r	14.7 r
Denmark	128	0.1	0.0 r	0.1 r	0.1 r	0.1 r	0.1 r	8.1	0.8 r	2.0 r	4.0 r	2.7 r	0.9 r
Iceland	176	....	....	....	....	....	....	0.0	0.0 r	0.0 r	0.0 r	0.0 r	0.0 r
Israel	436	803.6	201.7 r	201.8 r	201.3 r	200.8 r	200.4 r	3,044.6	726.5 r	723.2 r	747.0 r	771.5 r	791.8 r
Japan	158	0.5	0.1 r	0.1 r	0.2 r	0.1 r	0.2 r	81.4	46.1 r	15.1 r	18.8 r	19.7 r	19.8 r
Korea, Republic of	542	0.2	0.0 r	0.0 r	0.0 r	0.1 r	0.3 r	39.9	10.0 r	10.0 r	10.0 r	10.0 r	10.0 r
New Zealand	196	0.2	0.0 r	0.0 r	0.0 r	0.0 r	0.0 r	1.5	0.4 r	0.4 r	0.4 r	0.4 r	0.4 r
Norway	142	0.3	....	0.2 r	0.1 r	....	....	1.4	0.0 r	0.0 r	0.1 r	0.0 r	....
Singapore	576	0.1	0.0 r	0.0 r	0.0 r	0.0 r	0.0 r	4.3	1.1 r	1.1 r	1.1 r	1.1 r	1.1 r
Sweden	144	0.2	0.0 r	0.1 r	0.1 r	0.1 r	0.0 r	18.4	2.9 r	8.9 r	1.2 r	0.2 r	0.3 r
Switzerland	146	0.4	0.0 r	0.1 r	0.1 r	0.3 r	0.0 r	51.2	9.0 r	16.2 r	19.7 r	22.0 r	18.2 r
Taiwan Prov.of China	528	0.0 e	0.0 e	....	....	....	....	0.6 e	0.2 e	0.3 e	0.1 e	0.3 e	0.1 e
United Kingdom	112	4.5	0.3 r	1.7 r	0.9 r	1.8 r	0.3 r	39.5	9.1 r	19.9 r	7.9 r	9.3 r	6.7 r
United States	111	10.7	1.9 r	4.4 r	2.4 r	2.3 r	2.8 r	55.6	13.6 r	10.9 r	12.2 r	12.3 r	12.5 r
Emerg. & Dev. Economies	200	128.7	25.9	36.5	25.5	41.0	24.6	1,361.0	347.5	370.9	369.9	431.4	383.4
Emerg. & Dev. Asia	505	1.1	0.1	0.0	0.7	0.0	0.0	460.8	152.1	120.5	129.4	131.2	127.4
Bangladesh	513	....	....	....	....	....	....	0.3	0.1 r	0.1 r	0.1 r	0.1 r	0.1 r
Cambodia	522	....	....	....	....	....	....	0.0	0.0 r	0.0 r	0.0 r	0.0 r	0.0 r
China,P.R.: Mainland	924	0.0	0.0 r	0.0 r	0.0 r	0.0 r	0.0 r	368.0	130.4 r	96.4 r	106.2 r	107.8 r	104.8 r
India	534	0.0	0.0 r	0.0 r	0.0 r	0.0 r	0.0 r	34.8	8.9 r	8.9 r	8.6 r	8.4 r	8.2 r
Indonesia	536	0.3	....	....	0.4 r	....	....	5.2	0.2 r	1.7 r	0.1 r	....	....
Malaysia	548	0.7	0.1 r	0.0 r	0.4 r	0.0 r	0.0 r	6.1	0.9 r	1.9 r	2.5 r	1.9 r	1.9 r
Philippines	566	....	....	....	....	....	....	0.7	0.2 r	0.2 r	0.2 r	0.2 r	0.2 r
Solomon Islands	813	....	....	....	....	....	....	0.0	0.0 r	0.0 r	0.0 r	0.0 r	0.0 r
Sri Lanka	524	....	....	....	....	....	....	3.9	1.0 r	1.0 r	1.0 r	0.9 r	0.9 r
Thailand	578	....	....	....	....	....	....	24.7	6.2 r	6.2 r	6.2 r	6.2 r	6.2 r
Vietnam	582	....	....	....	....	....	....	8.6	2.2 r	2.2 r	2.3 r	2.9 r	2.6 r
Asia n.s.	598	....	....	....	....	....	....	8.4	2.1 r	2.1 r	2.3 r	2.8 r	2.6 r
Europe	170	6.5	1.2	2.2	0.7	3.6	0.7	486.4	95.4	136.9	132.6	173.9	132.6
Emerg. & Dev. Europe	903	5.7	1.0	1.9	0.6	3.4	0.6	428.3	88.1	122.7	115.4	158.3	116.8
Albania	914	....	....	....	....	....	....	0.1	0.0 r	0.0 r	0.0 r	0.0 r	0.0 r
Bosnia and Herzegovina	963	....	....	....	....	....	....	0.0	0.0 r	0.0 r	0.0 r	0.0 r	0.0 r
Bulgaria	918	0.0	0.0 r	0.0 r	0.0 r	0.0 r	0.0 r	4.1	0.7 r	2.0 r	2.2 r	2.2 r	2.1 r

# West Bank and Gaza (487)

In Millions of U.S. Dollars

		Exports (FOB)						Imports (CIF)					
		2015	2015Q3	2015Q4	2016Q1	2016Q2	2016Q3	2015	2015Q3	2015Q4	2016Q1	2016Q2	2016Q3
Croatia	960	....	....	....	....	0.0 r	....	0.4	....	0.3 r	0.2 r	0.2 r	0.3 r
Hungary	944	0.0	0.0 r	0.0 r	0.0 r	0.0 r	0.0 r	6.5	2.1 r	0.1 r	0.2 r	0.3 r	0.9 r
Macedonia, FYR	962	....	....	....	....	....	....	0.1	0.0 r	0.0 r	0.0 r	0.0 r	0.0 r
Poland	964	2.6	1.0 r	0.4 r	0.5 r	0.7 r	0.3 r	33.5	7.2 r	8.1 r	9.1 r	10.1 r	9.6 r
Romania	968	0.0	0.0 r	0.0 r	0.0 r	0.0 r	0.0 r	2.9	1.6 r	1.3 r	3.3 r	3.7 r	4.9 r
Serbia, Republic of	942	....	....	....	....	....	....	1.6	0.4 r	0.4 r	0.9 r	0.6 r	0.4 r
Turkey	186	3.2	0.0 r	1.5 r	0.0 r	2.7 r	0.2 r	379.0	76.0 r	110.4 r	99.3 r	141.1 r	98.5 r
<b>CIS</b>	<b>901</b>	<b>0.8</b>	<b>0.2</b>	<b>0.2</b>	<b>0.2</b>	<b>0.2</b>	<b>0.1</b>	<b>58.0</b>	<b>7.3</b>	<b>14.2</b>	<b>17.2</b>	<b>15.6</b>	<b>15.8</b>
Armenia	911	....	....	....	....	....	....	0.0	0.0 r	0.0 r	0.0 r	0.0 r	0.0 r
Georgia	915	....	....	....	....	....	....	0.0	0.0 r	0.0 r	0.0 r	0.0 r	0.0 r
Kazakhstan	916	....	....	....	....	....	....	0.0	0.0 r	0.0 r	0.0 r	0.0 r	0.0 r
Kyrgyz Republic	917	....	....	....	....	....	....	0.1	0.0 r	0.0 r	0.0 r	0.0 r	0.0 r
Moldova	921	0.0 e	0.0 e	0.0 e	0.0 e	0.0 e	0.0 e	....	....	....	....	....	....
Russian Federation	922	0.8	0.2 r	0.2 r	0.2 r	0.2 r	0.1 r	4.0	0.6 r	1.5 r	1.5 r	0.4 r	0.2 r
Ukraine	926	0.0	....	0.0 r	....	0.0 r	0.0 r	53.9	6.7 r	12.7 r	15.6 r	15.1 r	15.5 r
Uzbekistan	927	....	....	....	....	....	....	0.1	0.0 r	0.0 r	0.0 r	0.0 r	0.0 r
Europe n.s.	884	....	....	....	....	....	....	0.0	0.0 r	0.0 r	0.0 r	0.0 r	0.0 r
<b>Mid East, N Africa, Pak</b>	<b>440</b>	<b>121.1</b>	<b>24.6</b>	<b>34.3</b>	<b>24.0</b>	<b>37.3</b>	<b>23.8</b>	<b>343.4</b>	<b>79.5</b>	<b>94.0</b>	<b>89.5</b>	<b>106.3</b>	<b>103.5</b>
Algeria	612	2.4	0.3 r	0.8 r	0.5 r	0.8 r	0.4 r	....	....	....	....	....	....
Bahrain, Kingdom of	419	0.3	0.0 r	0.1 r	0.1 r	0.1 r	0.1 r	6.1	1.5 r	1.5 r	1.6 r	2.1 r	1.9 r
Egypt	469	0.2	0.0 r	0.0 r	....	....	....	67.5	11.8 r	19.8 r	17.0 r	20.7 r	18.3 r
Iran, I.R. of	429	0.0	0.0 r	0.0 r	0.0 r	0.0 r	0.0 r	0.0	0.0 r	0.0 r	0.0 r	0.0 r	0.0 r
Iraq	433	0.1	0.0 r	0.0 r	0.0 r	0.0 r	0.0 r	....	....	....	....	....	....
Jordan	439	60.1	16.5 r	13.5 r	9.9 r	16.3 r	12.0 r	141.9	33.8 r	40.7 r	36.2 r	40.2 r	44.2 r
Kuwait	443	12.7	1.7 r	4.3 r	2.8 r	4.3 r	2.3 r	1.2	0.3 r	0.3 r	0.3 r	0.4 r	0.4 r
Lebanon	446	0.1	0.0 r	0.0 r	0.0 r	0.0 r	0.0 r	....	....	....	....	....	....
Mauritania	682	0.1	0.0 r	0.0 r	0.0 r	0.0 r	0.0 r	0.0	0.0 r	0.0 r	0.0 r	0.0 r	0.0 r
Morocco	686	0.4	....	0.2 r	0.7 r	0.7 r	0.7 r	1.7	0.6 r	0.4 r	0.5 r	0.6 r	0.6 r
Oman	449	0.6	0.1 r	0.2 r	0.1 r	0.2 r	0.1 r	2.6	0.7 r	0.7 r	0.7 r	0.9 r	0.8 r
Pakistan	564	....	....	....	....	....	....	0.2	0.0 r	0.0 r	0.0 r	0.0 r	0.0 r
Qatar	453	9.7	1.3 r	3.3 r	2.2 r	3.3 r	1.8 r	16.8	4.2 r	4.2 r	4.5 r	5.7 r	5.1 r
Saudi Arabia	456	14.8	2.0 r	5.0 r	3.3 r	5.0 r	2.7 r	71.9	18.1 r	18.1 r	19.5 r	24.3 r	22.0 r
Sudan	732	0.1	0.0 r	0.0 r	0.0 r	0.0 r	0.0 r	....	....	....	....	....	....
Tunisia	744	0.1	0.0 r	0.0 r	0.0 r	0.0 r	0.0 r	0.3	0.1 r	0.1 r	0.1 r	0.1 r	0.1 r
United Arab Emirates	466	18.7	2.5 r	6.4 r	4.2 r	6.3 r	3.4 r	33.1	8.3 r	8.3 r	9.0 r	11.2 r	10.1 r
Yemen, Republic of	474	0.7	0.1 r	0.3 r	0.2 r	0.2 r	0.1 r	....	....	....	....	....	....
<b>Sub-Saharan Africa</b>	<b>603</b>	<b>0.0</b>	<b>0.0</b>	<b>0.0</b>	<b>0.0</b>	<b>0.0</b>	<b>0.0</b>	<b>13.1</b>	<b>3.3</b>	<b>3.2</b>	<b>3.4</b>	<b>4.2</b>	<b>3.8</b>
Burkina Faso	748	....	....	....	....	....	....	0.2	0.1 r	0.1 r	0.1 r	0.1 r	0.1 r
Cabo Verde	624	0.0 e	0.0 e	0.0 e	0.0 e	0.0 e	0.0 e	....	....	....	....	....	....
Cameroon	622	....	....	....	....	....	....	0.2	0.0 r	0.0 r	0.1 r	0.1 r	0.1 r
Chad	628	....	....	....	....	....	....	0.2	0.0 r	0.0 r	0.1 r	0.1 r	0.1 r
Congo, Republic of	634	....	....	....	....	....	....	0.0	0.0 r	0.0 r	0.0 r	0.0 r	0.0 r
Côte d'Ivoire	662	....	....	....	....	....	....	0.1	0.0 r	0.0 r	0.0 r	0.0 r	0.0 r
Ethiopia	644	....	....	....	....	....	....	8.0	2.0 r	1.9 r	2.0 r	2.5 r	2.2 r
Gabon	646	....	....	....	....	....	....	0.0	0.0 r	0.0 r	0.0 r	0.0 r	0.0 r
Ghana	652	....	....	....	....	....	....	0.3	0.1 r	0.1 r	0.1 r	0.1 r	0.1 r
Kenya	664	....	....	....	....	....	....	0.1	0.0 r	0.0 r	0.0 r	0.0 r	0.0 r
Namibia	728	0.0 e	0.0 e	0.0 e	0.0 e	0.0 e	0.0 e	0.0	0.0 r	0.0 r	0.0 r	0.0 r	0.0 r
Niger	692	0.0 e	0.0 e	0.0 e	0.0 e	0.0 e	0.0 e	....	....	....	....	....	....
Nigeria	694	....	....	....	....	....	....	2.5	0.6 r	0.6 r	0.7 r	0.8 r	0.8 r
Seychelles	718	....	....	....	....	....	....	0.0	0.0 r	0.0 r	0.0 r	0.0 r	0.0 r
Sierra Leone	724	....	....	....	....	....	....	0.0	0.0 r	0.0 r	0.0 r	0.0 r	0.0 r
South Africa	199	....	....	....	....	....	....	0.3	0.1 r	0.1 r	0.1 r	0.1 r	0.1 r
Swaziland	734	....	....	....	....	....	....	0.0	0.0 r	0.0 r	0.0 r	0.0 r	0.0 r
Tanzania	738	....	....	....	....	....	....	1.0	0.3 r	0.3 r	0.3 r	0.4 r	0.3 r
Zimbabwe	698	....	....	....	....	....	....	0.0	0.0 r	0.0 r	0.0 r	0.0 r	0.0 r
<b>Western Hemisphere</b>	<b>205</b>	<b>0.0</b>	<b>0.0</b>	<b>0.0</b>	<b>0.0</b>	<b>0.0</b>	<b>0.0</b>	<b>57.3</b>	<b>17.2</b>	<b>16.3</b>	<b>15.1</b>	<b>15.8</b>	<b>16.0</b>
Argentina	213	....	....	....	....	....	....	4.8	1.3 r	1.3 r	1.3 r	1.2 r	1.2 r
Aruba	314	....	....	....	....	....	....	0.8	0.2 r	0.2 r	0.2 r	0.2 r	0.2 r
Bolivia	218	0.0 e	....	....	0.0 e	....	....	0.0	0.0 r	0.0 r	0.0 r	0.0 r	0.0 r

# West Bank and Gaza (487)

In Millions of U.S. Dollars

		Exports (FOB)						Imports (CIF)					
		2015	2015Q3	2015Q4	2016Q1	2016Q2	2016Q3	2015	2015Q3	2015Q4	2016Q1	2016Q2	2016Q3
Brazil	223	....	....	....	....	....	....	37.0	12.3 r	10.9 r	7.2 r	5.3 r	5.3 r
Chile	228	....	....	....	....	....	....	0.5	0.1 r	0.1 r	0.1 r	0.1 r	0.1 r
Colombia	233	....	....	....	....	....	....	3.0	0.3 r	0.7 r	3.2 r	5.3 r	5.8 r
Costa Rica	238	0.0 e	0.0 e	0.0 e	0.0 e	0.0 e	0.0 e	1.7	0.4 r	0.5 r	0.5 r	0.6 r	0.6 r
Dominican Republic	243	0.0 e	0.0 e	0.0 e	0.0 e	0.0 e	0.0 e	0.0	0.0 r	0.0 r	0.0 r	0.0 r	0.0 r
Ecuador	248	....	....	....	....	....	....	0.0	0.0 r	0.0 r	0.0 r	0.0 r	0.0 r
Guatemala	258	....	....	....	....	....	....	1.4	0.4 r	0.4 r	0.5 r	0.7 r	0.7 r
Honduras	268	....	....	....	....	....	....	0.6	0.1 r	0.1 r	0.1 r	0.1 r	0.1 r
Mexico	273	....	....	....	....	....	....	4.6	1.2 r	1.2 r	1.2 r	1.1 r	1.1 r
Panama	283	....	....	....	....	....	....	0.0	0.0 r	0.0 r	0.0 r	0.0 r	0.0 r
Paraguay	288	0.0 e	0.0 e	0.0 e	0.0 e	0.0 e	0.0 e	2.0	0.6 r	0.6 r	0.6 r	0.7 r	0.6 r
Peru	293	....	....	....	....	....	....	0.5	0.1 r	0.1 r	0.1 r	0.2 r	0.1 r
Uruguay	298	....	....	....	....	....	....	0.3	0.1 r	0.1 r	0.1 r	0.1 r	0.1 r
Venezuela, Rep. Bol.	299	....	....	....	....	....	....	0.1	0.0 r	0.0 r	0.0 r	0.0 r	0.0 r
Western Hem. n.s.	399	....	....	....	....	....	....	0.0	0.0 r	0.0 r	0.0 r	0.0 r	0.0 r
<b>Other Countries n.i.e</b>	910	....	....	....	....	....	....	<b>0.1</b>	<b>0.0</b>	<b>0.0</b>	<b>0.0</b>	<b>0.0</b>	<b>0.0</b>
Cuba	928	....	....	....	....	....	....	0.0	0.0 r	0.0 r	0.0 r	0.0 r	0.0 r
Korea, Dem. People's Rep.	954	....	....	....	....	....	....	0.0	0.0 r	0.0 r	0.0 r	0.0 r	0.0 r
<b>Memorandum Items</b>													
Africa	605	3.1	0.4	1.1	1.3	1.6	1.2	15.1	3.9	3.7	4.0	4.9	4.4
Middle East	405	118.0	24.2	33.1	22.7	35.7	22.6	341.2	78.8	93.6	88.9	105.5	102.8
European Union	998	15.0	2.1	5.1	4.1	5.5	2.4	611.7	146.1	161.0	176.4	197.7	191.7
Export earnings: fuel	080	60.8	8.2	20.7	13.6	20.4	11.2	141.6	34.8	36.0	41.1	51.3	47.2
Export earnings: nonfuel	092	896.9	222.7	227.3	219.9	229.1	219.3	5,084.4	1,259.5	1,266.8	1,304.6	1,403.5	1,368.7

# Yemen, Republic of (474)

In Millions of U.S. Dollars

		Exports (FOB)						Imports (CIF)					
		2015	2015Q3	2015Q4	2016Q1	2016Q2	2016Q3	2015	2015Q3	2015Q4	2016Q1	2016Q2	2016Q3
IFS World		....	....	....	....	....	....	....	....	....	....	....	....
World	001	466.3	12.4	25.8	11.4	16.1	56.3	6,579.3	1,257.1	1,527.6	1,775.2	2,159.1	1,588.9
Advanced Economies	110	79.1	3.8	2.6	2.4	4.0	4.1	1,524.5	210.2	239.9	337.3	434.5	232.3
Euro Area	163	18.8	1.8	1.4	0.6	2.4	1.9	423.7	61.3	58.3	108.1	112.3	60.8
Austria	122	0.2	0.0 r	0.0 r	0.0 r	....	0.0 r	9.3	1.7 r	1.3 r	2.2 r	1.7 r	1.8 r
Belgium	124	0.5	0.1 r	0.1 r	0.1 r	0.2 r	0.1 r	20.2	9.8 r	5.2 r	4.6 r	3.5 r	3.6 r
Cyprus	423	....	....	....	....	....	....	0.5	0.0 r	0.1 r	0.1 r	0.0 r	0.1 r
Estonia	939	....	....	....	....	....	....	0.0	....	....	0.0 r	....	0.0 r
Finland	172	....	....	....	....	....	....	3.9	0.2 r	0.3 r	0.3 r	0.3 r	0.3 r
France	132	2.0	0.3 r	0.1 r	0.0 r	0.2 r	0.4 r	126.4	16.6 r	13.2 r	37.9 r	33.3 r	22.5 r
Germany	134	10.9	0.5 r	0.2 r	0.0 r	0.5 r	0.4 r	164.8	23.5 r	18.7 r	42.9 r	29.5 r	14.9 r
Greece	174	0.0	0.0 r	0.0 r	0.0 r	0.0 r	0.0 r	1.9	0.2 r	0.5 r	0.5 r	0.7 r	0.5 r
Ireland	178	0.2	....	0.2 r	....	0.0 r	0.0 r	6.5	0.5 r	1.3 r	3.5 r	1.7 r	2.4 r
Italy	136	3.8	0.3 r	0.7 r	0.4 r	0.9 r	0.6 r	41.3	5.0 r	10.3 r	7.4 r	9.7 r	6.5 r
Latvia	941	....	....	....	....	....	....	0.3	0.0 r	0.2 r	0.4 r	6.0 r	0.4 r
Lithuania	946	0.0	0.0 r	0.0 r	0.0 r	0.0 r	0.0 r	0.8	0.0 r	0.6 r	0.2 r	16.2 r	0.1 r
Luxembourg	137	....	....	....	....	0.1 r	....	0.0	0.0 r	0.0 r	0.0 r	0.0 r	0.0 r
Malta	181	....	....	....	....	....	....	1.2	....	....	1.4 r	0.1 r	....
Netherlands	138	0.6	0.2 r	0.1 r	0.0 r	0.3 r	0.4 r	29.7	1.7 r	2.0 r	2.1 r	1.8 r	1.6 r
Portugal	182	....	....	....	....	....	....	2.1	0.3 r	0.4 r	0.1 r	0.2 r	0.1 r
Slovak Republic	936	0.2	0.2 r	....	....	....	....	0.5	....	0.0 r	0.1 r	0.2 r	0.5 r
Slovenia	961	....	....	....	....	....	....	0.6	0.0 r	0.0 r	0.1 r	0.6 r	0.8 r
Spain	184	0.4	0.1 r	0.0 r	0.0 r	0.3 r	0.1 r	13.7	1.6 r	3.9 r	4.2 r	6.9 r	4.5 r
Australia	193	0.1	0.0 r	0.0 r	....	....	0.0 r	330.5	51.3 r	63.4 r	40.0 r	87.7 r	0.0 r
Canada	156	0.5	0.1 r	0.0 r	0.1 r	0.1 r	0.0 r	9.0	0.4 r	1.8 r	2.1 r	1.8 r	1.9 r
China,P.R.: Hong Kong	532	0.5	0.1 r	0.0 r	0.1 r	0.2 r	0.3 r	0.0	0.0 r	0.0 r	0.0 r	0.0 r	0.0 r
Czech Republic	935	....	....	....	....	....	....	0.3	0.1 r	....	0.0 r	0.0 r	0.0 r
Denmark	128	0.0	0.0 r	....	....	....	....	41.5	8.7 r	11.9 r	13.2 r	8.1 r	6.5 r
Japan	158	27.8	0.2 r	0.1 r	0.2 r	0.4 r	0.2 r	204.0	18.1 r	12.6 r	44.0 r	64.9 r	42.7 r
Korea, Republic of	542	5.4	0.0 r	0.0 r	0.0 r	0.1 r	0.0 r	128.5	17.5 r	21.3 r	39.1 r	19.8 r	21.3 r
New Zealand	196	0.0	0.0 r	0.0 r	0.0 r	0.0 r	0.0 r	44.0	3.2 r	8.6 r	8.5 r	10.2 r	12.4 r
Norway	142	0.0	0.0 r	0.0 r	0.0 r	0.0 r	....	0.6	0.0 r	0.4 r	0.0 r	0.0 r	0.0 r
Singapore	576	0.6	0.1 r	0.2 r	0.1 r	0.1 r	0.5 r	8.4	0.4 r	2.6 r	0.8 r	1.2 r	0.8 r
Sweden	144	0.1	0.0 r	0.0 r	0.0 r	0.0 r	0.0 r	73.4	7.4 r	5.8 r	18.2 r	21.9 r	33.4 r
Switzerland	146	0.0	0.0 r	....	0.0 r	0.0 r	0.0 r	9.6	1.1 r	3.0 r	3.4 r	3.4 r	2.0 r
Taiwan Prov.of China	528	4.2	0.0 r	0.3 r	0.1 r	0.0 r	0.1 r	4.9	0.9 r	1.0 r	1.3 r	1.2 r	1.6 r
United Kingdom	112	9.0	1.5 r	0.3 r	0.8 r	0.7 r	1.0 r	31.2	7.5 r	4.7 r	8.7 r	12.8 r	5.7 r
United States	111	12.0	0.1 r	0.1 r	0.2 r	0.1 r	0.1 r	214.8	32.4 r	44.4 r	50.0 r	89.1 r	43.2 r
Emerg. & Dev. Economies	200	377.7	8.5	22.7	8.9	12.0	51.4	4,850.7	1,005.1	1,243.2	1,385.3	1,656.5	1,313.3
Emerg. & Dev. Asia	505	30.5	1.8	2.7	2.0	3.5	15.2	1,623.4	354.9	355.4	433.9	605.0	430.7
American Samoa	859	0.0	0.0 r	0.0 r	0.0 r	0.0 r	0.0 r	0.1	0.0 r	0.0 r	0.0 r	0.0 r	0.0 r
Bangladesh	513	0.1	0.0 r	0.0 r	0.0 r	0.0 r	0.0 r	3.0	0.5 r	0.1 r	0.1 r	0.2 r	0.1 r
China,P.R.: Mainland	924	6.9	0.0 r	0.4 r	0.0 r	0.0 r	0.6 r	708.5	188.2 r	152.0 r	176.0 r	281.2 r	184.1 r
F.T. New Caledonia	839	0.0 e	0.0 e	0.0 e	0.0 e	0.0 e	0.0 e	0.0	0.0 r	0.0 r	0.0 r	0.0 r	0.0 r
India	534	2.7	0.0 r	0.0 r	0.0 r	0.0 r	0.0 r	373.3	71.4 r	100.0 r	104.3 r	83.2 r	75.1 r
Indonesia	536	0.3	0.0 r	0.0 r	0.1 r	0.1 r	0.6 r	128.1	16.8 r	26.7 r	92.0 r	164.3 r	105.1 r
Lao People's Dem.Rep	544	....	....	....	....	....	....	0.0	0.0 r	0.0 r	0.0 r	0.0 r	0.0 r
Malaysia	548	5.6	1.3 r	1.5 r	1.1 r	2.3 r	11.6 r	165.3	29.8 r	25.9 r	24.8 r	35.5 r	23.0 r
Maldives	556	....	....	....	....	....	....	0.0	0.0 r	0.0 r	0.0 r	0.0 r	0.0 r
Mongolia	948	....	....	....	....	....	....	0.0	0.0 r	0.0 r	0.0 r	0.0 r	0.0 r
Myanmar	518	....	....	....	....	....	....	1.1	0.2 r	0.2 r	0.3 r	0.4 r	0.2 r
Philippines	566	0.0	0.0 r	....	0.0 r	0.0 r	0.0 r	1.3	0.1 r	0.4 r	0.1 r	0.1 r	0.1 r
Sri Lanka	524	0.4	0.1 r	0.1 r	0.2 r	0.3 r	1.5 r	0.5	0.1 r	0.0 r	0.1 r	0.4 r	0.1 r
Thailand	578	7.6	0.3 r	0.2 r	0.5 r	0.6 r	0.4 r	219.3	43.0 r	45.0 r	30.4 r	32.1 r	38.0 r
Vietnam	582	6.8	0.1 r	0.4 r	0.1 r	0.1 r	0.5 r	13.0	2.7 r	2.8 r	3.3 r	4.3 r	2.7 r
Asia n.s.	598	....	....	....	....	....	....	9.9	2.0 r	2.2 r	2.6 r	3.3 r	2.1 r
Europe	170	0.3	0.0	0.0	0.3	0.2	1.2	736.7	103.1	220.4	236.0	177.1	199.4
Emerg. & Dev. Europe	903	0.3	0.0	0.0	0.0	0.1	0.2	466.2	64.6	138.6	177.4	134.5	133.8
Bosnia and Herzegovina	963	0.0	0.0 r	0.0 r	0.0 r	0.0 r	0.0 r	0.6	0.1 r	0.1 r	0.1 r	0.2 r	0.1 r
Bulgaria	918	0.0	0.0 r	0.0 r	0.0 r	0.1 r	0.2 r	0.9	0.0 r	0.8 r	0.5 r	0.1 r	0.1 r

# Yemen, Republic of (474)

In Millions of U.S. Dollars

		Exports (FOB)						Imports (CIF)					
		2015	2015Q3	2015Q4	2016Q1	2016Q2	2016Q3	2015	2015Q3	2015Q4	2016Q1	2016Q2	2016Q3
Croatia	960	....	....	....	....	....	....	0.0	0.0 r	0.0 r	0.0 r	0.0 r	....
Faroe Islands	816	0.0 e	0.0 e	0.0 e	0.0 e	0.0 e	0.0 e	....	....	....	....	....	....
Hungary	944	0.0	....	....	....	....	0.0 r	2.6	0.8 r	0.3 r	0.5 r	2.1 r	1.3 r
Macedonia, FYR	962	0.0	0.0 r	0.0 r	0.0 r	0.0 r	0.0 r	0.0	0.0 r	0.0 r	0.0 r	0.0 r	0.0 r
Montenegro	943	0.0 e	....	....	....	....	....	....	....	....	....	....	....
Poland	964	....	....	....	....	....	....	8.0	2.5 r	2.0 r	2.6 r	7.3 r	2.4 r
Romania	968	0.0	....	....	....	....	0.0 r	1.5	....	0.1 r	4.5 r	6.6 r	0.4 r
Turkey	186	0.3	0.0 r	....	....	0.0 r	0.0 r	452.5	61.2 r	135.2 r	169.0 r	118.2 r	129.6 r
<b>CIS</b>	<b>901</b>	<b>0.0</b>	<b>0.0</b>	<b>0.0</b>	<b>0.3</b>	<b>0.1</b>	<b>1.1</b>	<b>193.2</b>	<b>22.6</b>	<b>64.9</b>	<b>38.7</b>	<b>16.7</b>	<b>49.2</b>
Armenia	911	....	....	....	....	....	....	0.0	....	0.0 r	0.0 r	0.0 r	0.0 r
Belarus	913	0.0 e	....	0.0 e	0.3 e	0.1 e	1.1 e	0.0	....	0.0 r	0.0 r	0.0 r	0.0 r
Kyrgyz Republic	917	0.0 e	0.0 e	0.0 e	0.0 e	0.0 e	0.0 e	....	....	....	....	....	....
Moldova	921	....	....	....	....	....	....	0.0	0.0 r	0.0 r	0.0 r	0.0 r	0.0 r
Russian Federation	922	0.0	0.0 r	0.0 r	0.0 r	....	0.0 r	180.3	22.2 r	58.2 r	37.8 r	15.9 r	48.8 r
Ukraine	926	....	....	....	....	....	....	12.9	0.4 r	6.7 r	0.9 r	0.9 r	0.4 r
Europe n.s.	884	0.0	0.0 r	0.0 r	0.0 r	0.0 r	0.0 r	77.3	15.9 r	16.8 r	19.9 r	25.8 r	16.4 r
<b>Mid East, N Africa, Pak</b>	<b>440</b>	<b>340.1</b>	<b>6.3</b>	<b>19.4</b>	<b>6.1</b>	<b>7.9</b>	<b>34.2</b>	<b>1,879.2</b>	<b>420.8</b>	<b>497.1</b>	<b>547.3</b>	<b>683.8</b>	<b>429.0</b>
Afghanistan, I.R. of	512	0.0	0.0 r	0.0 r	....	0.0 r	0.0 r	0.1	0.0 r	0.0 r	0.0 r	0.0 r	0.0 r
Algeria	612	0.0	0.0 r	0.0 r	....	0.0 r	0.0 r	....	....	....	....	....	....
Bahrain, Kingdom of	419	0.4	0.0 r	0.0 r	0.0 r	0.0 r	0.0 r	9.6	2.0 r	2.1 r	2.5 r	3.2 r	2.0 r
Djibouti	611	10.4	0.1 r	0.5 r	0.1 r	0.1 r	0.6 r	7.8	1.6 r	1.7 r	2.0 r	2.6 r	1.7 r
Egypt	469	15.7	2.2 r	2.8 r	1.8 r	2.4 r	12.5 r	171.5	34.3 r	65.3 r	47.8 r	61.3 r	38.6 r
Iran, I.R. of	429	....	....	....	....	....	....	15.4	3.1 r	3.2 r	3.7 r	4.8 r	3.0 r
Iraq	433	0.0	0.0 r	0.0 r	0.0 r	0.0 r	0.0 r	0.2	0.0 r	0.1 r	0.1 r	0.1 r	0.1 r
Jordan	439	3.2	0.2 r	0.0 r	0.3 r	1.0 r	0.3 r	35.1	8.4 r	12.9 r	14.0 r	16.5 r	13.1 r
Kuwait	443	0.2	0.0 r	0.0 r	0.0 r	0.0 r	0.0 r	8.8	1.8 r	1.9 r	2.3 r	3.0 r	1.9 r
Lebanon	446	0.6	0.1 r	0.1 r	0.1 r	0.1 r	0.4 r	6.3	0.6 r	1.7 r	2.3 r	3.1 r	2.0 r
Libya	672	0.5	0.0 r	0.0 r	0.0 r	0.0 r	0.0 r	0.0	0.0 r	0.0 r	0.0 r	0.0 r	0.0 r
Morocco	686	....	....	....	....	....	....	10.7	2.1 r	2.8 r	3.1 r	4.0 r	2.5 r
Oman	449	86.7	1.0 r	4.6 r	1.2 r	1.4 r	6.6 r	175.4	40.6 r	42.4 r	45.8 r	53.2 r	30.6 r
Pakistan	564	0.7	0.0 r	0.0 r	0.0 r	0.0 r	0.0 r	69.8	14.3 r	15.3 r	18.1 r	23.5 r	15.0 r
Qatar	453	0.1	0.0 r	0.0 r	0.0 r	0.0 r	0.0 r	2.0	0.2 r	0.3 r	0.5 r	0.8 r	0.6 r
Saudi Arabia	456	164.0	1.8 r	7.8 r	1.8 r	2.0 r	9.0 r	563.6	120.2 r	127.3 r	146.8 r	184.9 r	114.6 r
Somalia	726	33.7	0.4 r	1.7 r	0.4 r	0.4 r	1.8 r	20.3	4.6 r	4.9 r	5.7 r	7.3 r	4.5 r
Sudan	732	0.0	0.0 r	....	....	....	....	12.1	0.5 r	7.1 r	11.4 r	12.1 r	11.0 r
Syrian Arab Republic	463	0.1	0.0 r	0.0 r	0.0 r	0.0 r	0.0 r	12.4	2.7 r	2.9 r	3.4 r	4.3 r	2.7 r
Tunisia	744	....	....	....	....	....	....	1.4	0.3 r	0.3 r	0.4 r	0.5 r	0.3 r
United Arab Emirates	466	23.7	0.3 r	1.7 r	0.5 r	0.6 r	2.8 r	754.2	183.0 r	204.3 r	236.9 r	297.8 r	184.3 r
West Bank and Gaza	487	....	....	....	....	....	....	0.8	0.2 r	0.2 r	0.2 r	0.3 r	0.2 r
Middle East n.s.	489	....	....	....	....	....	....	1.6	0.3 r	0.3 r	0.4 r	0.5 r	0.3 r
<b>Sub-Saharan Africa</b>	<b>603</b>	<b>5.4</b>	<b>0.1</b>	<b>0.3</b>	<b>0.2</b>	<b>0.1</b>	<b>0.5</b>	<b>117.5</b>	<b>18.5</b>	<b>38.5</b>	<b>24.8</b>	<b>29.3</b>	<b>16.9</b>
Botswana	616	0.0 e	0.0 e	0.0 e	0.0 e	0.0 e	0.0 e	....	....	....	....	....	....
Cabo Verde	624	....	....	....	....	....	....	0.0	0.0 r	0.0 r	0.0 r	0.0 r	0.0 r
Cameroon	622	0.0	0.0 r	0.0 r	0.0 r	0.0 r	0.0 r	0.0	0.0 r	0.0 r	0.0 r	0.0 r	0.0 r
Central African Rep.	626	....	....	....	....	....	....	2.6	0.5 r	0.6 r	0.7 r	0.9 r	0.6 r
Comoros	632	....	....	....	....	....	....	0.0	0.0 r	0.0 r	0.0 r	0.0 r	0.0 r
Côte d'Ivoire	662	0.1	0.0 r	0.0 r	0.0 r	0.0 r	0.0 r	0.1	0.0 r	0.0 r	0.0 r	0.0 r	0.0 r
Eritrea	643	1.2	0.0 r	0.1 r	0.0 r	0.0 r	0.1 r	0.0	0.0 r	0.0 r	0.0 r	0.0 r	0.0 r
Ethiopia	644	2.3	0.0 r	0.1 r	0.0 r	0.0 r	0.2 r	18.8	3.3 r	3.3 r	4.1 r	5.5 r	3.6 r
Ghana	652	0.5	0.0 r	0.0 r	0.0 r	0.0 r	0.0 r	....	....	....	....	....	....
Kenya	664	0.4	0.0 r	0.0 r	0.0 r	0.0 r	0.0 r	31.8	6.6 r	6.8 r	7.8 r	9.8 r	6.1 r
Liberia	668	....	....	....	....	....	....	5.9	1.2 r	1.3 r	1.5 r	2.0 r	1.2 r
Madagascar	674	....	....	....	....	....	....	0.0	0.0 r	0.0 r	0.0 r	0.0 r	0.0 r
Malawi	676	....	....	....	....	....	....	0.0	0.0 r	0.0 r	0.0 r	0.0 r	0.0 r
Mali	678	....	....	....	....	....	....	0.0	0.0 r	0.0 r	0.0 r	0.0 r	0.0 r
Mauritius	684	....	....	....	....	....	....	0.0	0.0 r	0.0 r	0.0 r	0.0 r	0.0 r
Mozambique	688	0.1	0.0 r	0.0 r	0.0 r	0.0 r	0.0 r	....	....	....	....	....	....
Niger	692	....	....	....	....	....	....	0.0	0.0 r	0.0 r	0.0 r	0.0 r	0.0 r
Nigeria	694	0.0	....	0.0 r	....	....	0.0 r	0.2	0.0 r	0.0 r	0.0 r	0.1 r	0.0 r
South Africa	199	0.0	....	0.0 r	0.2 r	0.0 r	0.0 r	56.5	6.5 r	26.1 r	10.2 r	10.6 r	5.0 r

# Yemen, Republic of (474)

In Millions of U.S. Dollars

		Exports (FOB)						Imports (CIF)					
		2015	2015Q3	2015Q4	2016Q1	2016Q2	2016Q3	2015	2015Q3	2015Q4	2016Q1	2016Q2	2016Q3
Swaziland	734	0.0	0.0 r	0.0 r	0.0 r	0.0 r	0.0 r	0.3	0.1 r	0.1 r	0.1 r	0.1 r	0.1 r
Tanzania	738	0.8	0.0 r	0.0 r	0.0 r	0.0 r	0.1 r	0.2	0.0 r	0.0 r	0.0 r	0.1 r	0.0 r
Togo	742	....	....	....	....	....	....	0.1	0.0 r	0.0 r	0.0 r	0.0 r	0.0 r
Uganda	746	....	....	....	....	....	....	0.0	0.0 r	0.0 r	0.0 r	0.0 r	0.0 r
Zimbabwe	698	....	....	....	....	....	....	0.9	0.2 r	0.2 r	0.2 r	0.3 r	0.2 r
Africa n.s.	799	....	....	....	....	....	....	0.0	0.0 r	0.0 r	0.0 r	0.0 r	0.0 r
<b>Western Hemisphere</b>	205	<b>1.4</b>	<b>0.3</b>	<b>0.3</b>	<b>0.4</b>	<b>0.3</b>	<b>0.3</b>	<b>494.1</b>	<b>107.8</b>	<b>131.9</b>	<b>143.2</b>	<b>161.2</b>	<b>237.4</b>
Anguilla	312	....	....	....	....	....	....	0.1	0.0 r	0.0 r	0.0 r	0.0 r	0.0 r
Argentina	213	1.2	0.3 r	0.3 r	0.3 r	0.3 r	0.3 r	208.2	52.0 r	52.0 r	52.0 r	52.0 r	52.0 r
Aruba	314	....	....	....	....	....	....	1.2	0.3 r	0.3 r	0.3 r	0.3 r	0.3 r
Brazil	223	0.1	0.0 r	0.0 r	0.0 r	0.0 r	0.0 r	275.1	52.9 r	77.1 r	88.3 r	106.2 r	182.5 r
Chile	228	....	....	....	....	....	....	0.1	0.0 r	0.0 r	0.0 r	0.0 r	0.0 r
Colombia	233	....	....	....	....	....	....	1.1	0.5 r	0.3 r	0.5 r	0.6 r	0.4 r
Costa Rica	238	0.1	0.0 r	0.0 r	0.0 r	0.0 r	0.0 r	0.0	0.0 r	0.0 r	0.0 r	0.0 r	0.0 r
Ecuador	248	....	....	....	....	....	....	0.0	....	....	....	....	....
Guatemala	258	....	....	....	....	....	....	0.2	0.0 r	0.0 r	0.0 r	0.1 r	0.0 r
Honduras	268	....	....	....	....	....	....	0.0	0.0 r	0.0 r	0.0 r	0.0 r	0.0 r
Mexico	273	0.0	0.0 r	0.0 r	0.0 r	0.0 r	0.0 r	7.8	2.0 r	2.0 r	2.0 r	2.0 r	2.0 r
Netherlands Antilles	353	0.0 e	0.0 e	0.0 e	0.0 e	0.0 e	0.0 e	....	....	....	....	....	....
Nicaragua	278	....	....	....	....	....	....	0.0	0.0 r	0.0 r	0.0 r	0.0 r	0.0 r
Paraguay	288	....	....	....	....	....	....	0.1	0.0 r	0.0 r	0.0 r	0.0 r	0.0 r
Peru	293	0.0 e	....	0.0 e	0.0 e	0.0 e	0.0 e	....	....	....	....	....	....
Suriname	366	....	....	....	....	....	....	0.0	0.0 r	0.0 r	0.0 r	0.0 r	0.0 r
Uruguay	298	....	....	....	....	....	....	0.2	0.0 r	0.0 r	0.0 r	0.0 r	0.0 r
Venezuela, Rep. Bol.	299	....	....	....	....	....	....	0.0	0.0 r	0.0 r	0.0 r	0.0 r	0.0 r
<b>Other Countries n.i.e</b>	910	<b>....</b>	<b>....</b>	<b>....</b>	<b>....</b>	<b>....</b>	<b>....</b>	<b>0.2</b>	<b>0.0</b>	<b>0.0</b>	<b>0.0</b>	<b>0.1</b>	<b>0.0</b>
Cuba	928	....	....	....	....	....	....	0.0	0.0 r	0.0 r	0.0 r	0.0 r	0.0 r
Korea, Dem. People's Rep.	954	....	....	....	....	....	....	0.2	0.0 r	0.0 r	0.0 r	0.1 r	0.0 r
<b>Special Categories</b>	899	<b>7.9</b>	<b>0.1 r</b>	<b>0.4 r</b>	<b>0.1 r</b>	<b>0.1 r</b>	<b>0.6 r</b>	<b>2.1</b>	<b>0.4 r</b>	<b>0.5 r</b>	<b>0.5 r</b>	<b>0.7 r</b>	<b>0.4 r</b>
<b>Countries &amp; Areas n.s.</b>	898	<b>1.7</b>	<b>0.0 r</b>	<b>0.1 r</b>	<b>0.0 r</b>	<b>0.0 r</b>	<b>0.1 r</b>	<b>201.7</b>	<b>41.4 r</b>	<b>44.0 r</b>	<b>52.0 r</b>	<b>67.4 r</b>	<b>42.8 r</b>
<b>Memorandum Items</b>													
Africa	605	49.6	0.6	2.5	0.7	0.6	2.9	169.7	27.5	55.4	47.4	55.8	36.9
Middle East	405	295.2	5.8	17.2	5.6	7.4	31.7	1,757.0	397.4	464.9	506.6	633.8	394.1
European Union	998	27.9	3.3	1.8	1.5	3.1	3.0	583.1	88.3	83.9	156.3	171.2	110.5
Export earnings: fuel	080	275.6	3.2	14.2	3.4	3.9	18.5	1,711.1	373.7	440.1	476.9	564.3	386.4
Export earnings: nonfuel	092	190.7	9.2	11.6	8.0	12.2	37.8	4,868.2	883.4	1,087.5	1,298.3	1,594.8	1,202.5



# Zambia (754)

In Millions of U.S. Dollars

		Exports (FOB)						Imports (CIF)					
		2015	2015Q3	2015Q4	2016Q1	2016Q2	2016Q3	2015	2015Q3	2015Q4	2016Q1	2016Q2	2016Q3
IFS World		6,979.4	1,818.8	1,832.6	1,544.5	....	....	8,437.4	2,202.6	2,219.8	1,695.6	....	....
World	001	7,039.3	1,804.1	1,832.9	1,554.8	1,610.2	1,553.8	8,481.9	2,213.1	2,220.4	1,761.7	1,778.7	1,820.9
Advanced Economies	110	4,085.9	1,115.7	1,116.3	805.0	837.1	819.4	1,574.1	385.7	337.8	266.6	242.0	258.8
Euro Area	163	44.0	8.2	10.5	31.7	5.8	14.8	574.3	108.3	74.9	74.2	75.6	97.7
Austria	122	0.0	0.0	....	0.0	....	0.0	14.6	2.2	3.5	0.6	1.4	3.6
Belgium	124	2.2	0.5	0.6	0.2	1.3	3.9	35.6	8.5	8.2	9.4	7.4	13.9
Cyprus	423	0.0	....	0.0	....	....	....	0.2	0.0	0.1	0.0	0.3	0.0
Estonia	939	....	....	....	....	....	....	0.0	0.0	0.0	0.7	0.0	0.0
Finland	172	0.0	0.0	....	0.0	0.0	0.1	44.3	8.9	11.6	8.5	18.9	32.1
France	132	1.2	0.2	0.1	0.0	0.1	0.2	56.5	7.0	8.2	6.6	4.3	10.8
Germany	134	23.5	5.1	4.4	24.0	1.0	2.6	71.4	28.8	12.2	16.2	13.1	12.5
Greece	174	0.0	0.0	....	....	0.0	....	1.4	0.1	0.7	0.9	0.1	0.0
Ireland	178	0.0	0.0	0.0	0.2	0.1	0.0	34.0	9.8	7.4	9.6	11.4	7.5
Italy	136	2.0	1.0	0.6	0.0	1.0	0.2	31.1	14.3	4.0	3.9	3.5	2.9
Latvia	941	....	....	....	....	0.0	....	0.0	0.0	....	0.0	....	0.1
Lithuania	946	....	....	....	....	....	....	0.0	0.0	0.0	....	1.0	1.2
Luxembourg	137	5.6	....	2.5	0.8	0.3	6.1	4.0	0.3	0.3	0.3	0.1	0.1
Malta	181	....	....	....	....	....	0.2	0.0	....	0.0	....	....	0.0
Netherlands	138	9.1	1.3	2.1	6.4	1.7	1.3	63.3	23.3	17.0	13.9	10.0	11.6
Portugal	182	0.0	....	0.0	....	0.2	0.2	2.7	0.6	0.5	0.9	0.6	0.3
Slovak Republic	936	0.0	....	0.0	0.0	....	....	0.9	0.6	0.3	0.0	0.3	0.2
Slovenia	961	....	....	....	....	....	....	0.1	0.0	0.0	0.0	1.7	0.0
Spain	184	0.3	0.1	0.2	....	0.1	0.0	214.2	3.9	0.8	2.6	1.5	0.8
Australia	193	210.4	46.7	52.1	0.3	0.1	0.1	53.7	13.2	16.3	13.1	7.8	12.4
Canada	156	1.6	0.0	0.0	0.0	1.2	0.2	28.9	9.8	3.8	2.4	3.5	3.7
China,P.R.: Hong Kong	532	....	....	....	15.6	20.7	34.9	....	....	....	14.0	12.3	6.1
Czech Republic	935	0.0	0.0	0.0	0.0	0.0	0.0	4.3	0.2	0.4	0.2	1.9	0.2
Denmark	128	1.0	0.1	0.3	0.7	0.0	0.0	25.4	9.3	7.0	6.1	5.9	3.8
Iceland	176	....	....	....	....	....	....	0.1	0.1	0.0	....	0.0	0.0
Israel	436	0.8	0.1	0.2	....	0.1	0.0	5.4	1.6	1.1	2.5	1.8	0.7
Japan	158	82.2	15.2	16.1	15.2	12.4	14.4	183.9	32.3	70.8	36.1	25.5	30.2
Korea, Republic of	542	9.9	3.5	1.5	1.4	0.9	1.3	48.6	9.8	13.9	9.3	7.3	8.7
New Zealand	196	0.0	0.0	0.0	....	0.0	0.0	3.0	1.4	0.3	0.1	0.4	0.8
Norway	142	0.2	0.0	0.0	....	0.1	0.1	0.7	0.0	0.0	0.1	0.0	0.2
Singapore	576	550.3	112.1	106.3	77.2	109.7	81.8	149.2	37.8	30.4	20.9	7.1	12.3
Sweden	144	3.5	0.1	1.9	0.6	0.3	0.3	62.8	15.7	14.2	17.6	16.8	11.8
Switzerland	146	3,112.5	918.3	888.2	608.4	643.8	575.2	86.6	58.3	8.2	7.4	4.2	16.0
Taiwan Prov.of China	528	0.9	0.0	0.5	0.0	0.0	0.0	14.0	3.5	3.1	1.9	1.9	2.0
United Kingdom	112	66.5	10.4	38.0	53.5	41.4	95.7	191.8	51.0	40.3	27.6	37.2	27.0
United States	111	2.4	1.1	0.5	0.3	0.5	0.5	141.5	33.3	53.1	33.2	32.8	25.1
<b>Emerg. &amp; Dev. Economies</b>	<b>200</b>	<b>2,849.6</b>	<b>667.1</b>	<b>695.5</b>	<b>748.5</b>	<b>772.8</b>	<b>734.1</b>	<b>6,476.2</b>	<b>1,659.6</b>	<b>1,720.8</b>	<b>1,488.0</b>	<b>1,530.8</b>	<b>1,552.6</b>
<b>Emerg. &amp; Dev. Asia</b>	<b>505</b>	<b>1,068.1</b>	<b>247.3</b>	<b>246.8</b>	<b>315.6</b>	<b>378.0</b>	<b>240.8</b>	<b>1,112.5</b>	<b>300.0</b>	<b>223.4</b>	<b>243.0</b>	<b>220.5</b>	<b>265.2</b>
American Samoa	859	....	....	....	....	....	....	0.0	....	....	0.0	....	....
Bangladesh	513	....	....	....	....	....	....	1.0	0.3	0.5	0.5	0.6	0.5
Bhutan	514	....	....	....	....	....	....	0.0	....	0.0	0.0	0.0	0.0
Brunei Darussalam	516	....	....	....	....	....	....	0.0	....	....	....	....	0.0
Cambodia	522	0.0	....	0.0	....	0.2	....	0.0	0.0	0.0	0.1	0.0	0.0
China,P.R.: Mainland	924	1,017.8	244.1	206.4	306.2	335.5	226.6	693.3	198.4	112.5	157.1	134.6	150.0
Fiji	819	....	....	....	....	....	....	0.0	....	....	....	....	0.0
F.T. French Polynesia	887	....	....	....	....	....	....	0.0	0.0	0.0	....	....	....
F.T. New Caledonia	839	....	....	....	....	....	....	0.1	0.1	....	....	....	0.0
Guam	829	....	....	....	....	....	....	0.0	....	....	....	....	....
India	534	22.9	2.4	15.4	9.2	42.3	14.2	365.9	86.4	102.4	76.4	68.1	86.8
Indonesia	536	1.7	....	1.0	0.0	....	0.0	4.0	1.2	0.8	0.8	0.8	0.7
Lao People's Dem.Rep	544	....	....	....	....	....	....	0.0	....	0.0	....	....	0.0
Malaysia	548	0.0	0.0	0.0	0.0	....	....	10.4	2.9	3.3	4.4	4.6	6.6
Maldives	556	....	....	....	....	....	....	0.0	....	0.0	....	....	....
Mongolia	948	....	....	....	....	....	....	0.0	0.0	....	....	0.0	0.0
Myanmar	518	....	....	....	....	....	....	0.0	0.0	0.0	0.0	0.0	....
Nauru	836	....	....	....	....	....	....	....	....	....	0.0	....	....

# Zambia (754)

In Millions of U.S. Dollars

		Exports (FOB)						Imports (CIF)					
		2015	2015Q3	2015Q4	2016Q1	2016Q2	2016Q3	2015	2015Q3	2015Q4	2016Q1	2016Q2	2016Q3
Nepal	558	0.0	....	0.0	....	....	....	0.0	....	0.0	....	....	0.0
Papua New Guinea	853	....	....	....	....	....	....	0.0	0.0	....	....	....	0.0
Philippines	566	1.7	0.7	0.3	0.0	....	0.0	0.2	0.0	0.0	0.0	0.1	0.7
Sri Lanka	524	0.0	....	0.0	0.0	....	0.0	0.7	0.2	0.2	0.2	0.0	0.1
Thailand	578	23.8	0.1	23.7	0.2	0.0	0.0	14.2	2.1	2.5	2.3	2.8	1.9
Vanuatu	846	....	....	....	....	....	....	....	....	....	0.0	....	....
Vietnam	582	0.1	....	....	....	....	....	22.4	8.2	1.0	1.2	8.9	17.8
Asia n.s.	598	....	....	....	....	....	....	0.0	....	0.0	0.0	0.0	0.0
<b>Europe</b>	170	<b>1.0</b>	<b>0.1</b>	<b>0.4</b>	<b>1.5</b>	<b>0.3</b>	<b>0.0</b>	<b>81.6</b>	<b>21.3</b>	<b>25.3</b>	<b>19.2</b>	<b>16.8</b>	<b>18.6</b>
<b>Emerg. &amp; Dev. Europe</b>	903	<b>0.7</b>	<b>0.1</b>	<b>0.4</b>	<b>0.0</b>	<b>0.0</b>	<b>0.0</b>	<b>58.9</b>	<b>13.9</b>	<b>14.4</b>	<b>16.4</b>	<b>16.6</b>	<b>18.3</b>
Albania	914	....	....	....	....	....	....	0.0	0.0	....	....	....	0.0
Bulgaria	918	0.4	0.1	0.3	....	....	....	....	....	....	0.0	0.1	0.0
Croatia	960	....	....	....	....	....	....	1.7	0.0	0.0	....	0.0	1.8
Gibraltar	823	....	....	....	....	....	....	0.0	0.0	0.0	....	....	0.0
Hungary	944	0.0	....	....	0.0	0.0	....	0.9	0.2	0.0	0.0	0.1	0.0
Poland	964	0.1	0.0	0.0	....	0.0	....	2.9	0.6	0.7	0.6	1.0	0.9
Romania	968	0.1	0.0	0.0	....	....	0.0	0.2	0.0	0.0	0.0	0.0	0.0
Turkey	186	0.1	0.0	0.0	....	....	....	53.2	13.0	13.6	15.8	15.5	15.4
<b>CIS</b>	901	<b>0.3</b>	<b>0.0</b>	<b>0.0</b>	<b>0.1</b>	<b>0.0</b>	<b>0.0</b>	<b>22.7</b>	<b>7.4</b>	<b>10.9</b>	<b>2.8</b>	<b>0.2</b>	<b>0.3</b>
Armenia	911	....	....	....	....	....	....	....	....	....	....	0.0	....
Azerbaijan, Rep. of	912	....	....	....	....	....	....	0.0	0.0	0.0	0.0	0.0	0.0
Belarus	913	....	....	....	....	....	....	0.0	0.0	....	....	....	....
Georgia	915	....	....	....	....	....	....	0.2	0.0	0.1	0.1	0.0	0.0
Kyrgyz Republic	917	....	....	....	....	....	....	0.0	0.0	0.0	....	0.0	....
Moldova	921	....	....	....	....	....	....	0.0	0.0	....	0.0	0.0	0.1
Russian Federation	922	0.3	0.0	0.0	....	0.0	0.0	17.8	5.3	10.6	2.6	0.0	0.1
Tajikistan	923	....	....	....	....	....	....	....	....	....	0.0	....	....
Turkmenistan	925	....	....	....	....	....	....	0.0	....	....	0.0	....	0.0
Ukraine	926	0.0	0.0	....	0.1	....	0.0	4.6	2.1	0.1	0.1	0.1	0.1
Europe n.s.	884	....	....	....	1.4	0.3	0.0	0.1	0.0	0.0	0.0	0.0	0.0
<b>Mid East, N Africa, Pak</b>	440	<b>73.0</b>	<b>13.2</b>	<b>35.0</b>	<b>52.8</b>	<b>97.8</b>	<b>121.0</b>	<b>351.6</b>	<b>63.8</b>	<b>63.2</b>	<b>178.0</b>	<b>238.8</b>	<b>276.3</b>
Afghanistan, I.R. of	512	....	....	....	....	....	....	0.0	....	0.0	....	....	0.0
Algeria	612	....	....	....	....	....	....	0.0	....	0.0	....	....	....
Bahrain, Kingdom of	419	....	....	....	....	....	....	7.5	0.1	0.3	0.1	0.0	0.3
Djibouti	611	....	....	....	....	....	....	0.0	....	0.0	....	....	....
Egypt	469	1.0	0.9	0.1	0.0	0.0	0.1	27.5	7.7	5.5	3.1	4.7	2.0
Iran, I.R. of	429	....	....	....	....	....	....	0.3	0.0	0.0	0.0	0.3	0.3
Iraq	433	....	....	....	....	....	....	....	....	....	....	0.0	0.0
Jordan	439	0.0	0.0	....	....	....	....	1.0	0.9	0.0	0.4	0.1	0.0
Kuwait	443	0.0	0.0	....	....	....	....	63.3	....	....	125.4	151.8	157.2
Lebanon	446	0.0	0.0	....	0.0	0.0	0.0	26.7	1.1	1.2	1.4	1.1	0.6
Libya	672	....	....	....	....	....	....	0.0	....	0.0	....	....	....
Mauritania	682	0.0	....	....	....	0.0	0.0	0.3	....	0.2	0.6	0.0	0.0
Morocco	686	0.5	....	0.5	0.1	....	0.1	0.7	0.0	0.7	0.0	0.0	5.5
Oman	449	0.0	....	....	....	....	0.0	0.8	0.4	0.1	0.1	0.1	0.1
Pakistan	564	0.0	....	0.0	0.0	....	....	5.1	1.2	0.5	0.7	3.0	0.6
Qatar	453	0.1	0.1	....	....	....	....	2.2	1.1	0.6	0.6	0.2	0.3
Saudi Arabia	456	0.6	0.0	....	0.0	0.0	0.0	40.1	13.7	16.1	7.4	5.1	9.2
Somalia	726	....	....	....	....	....	0.1	0.0	....	....	....	....	....
Sudan	732	0.0	....	0.0	....	0.0	....	....	....	....	....	0.0	0.0
Syrian Arab Republic	463	....	....	....	....	....	....	0.1	0.0	0.0	0.0	0.0	0.0
Tunisia	744	....	....	....	....	....	0.0	0.0	0.0	0.0	0.0	0.0	0.0
United Arab Emirates	466	70.8	12.2	34.5	52.7	97.8	120.6	176.0	37.5	38.0	38.0	72.3	100.3
Yemen, Republic of	474	....	....	....	....	....	....	0.0	....	....	....	0.0	....
<b>Sub-Saharan Africa</b>	603	<b>1,698.2</b>	<b>405.7</b>	<b>413.2</b>	<b>374.8</b>	<b>294.6</b>	<b>372.0</b>	<b>4,863.6</b>	<b>1,248.4</b>	<b>1,400.1</b>	<b>1,034.6</b>	<b>1,036.3</b>	<b>986.2</b>
Angola	614	3.6	0.8	0.5	0.2	0.1	0.2	0.4	0.1	0.1	0.0	0.0	0.0
Benin	638	0.0	....	0.0	....	....	0.0	0.0	....	0.0	0.0	0.0	....
Botswana	616	35.8	6.0	7.5	6.0	4.7	4.6	17.7	4.1	3.6	3.3	3.5	4.9
Burkina Faso	748	0.0	....	....	....	....	0.0	0.0	....	....	....	0.0	....
Burundi	618	4.5	0.6	1.2	1.6	2.4	4.0	0.0	0.0	0.0	0.0	0.0	0.0

# Zambia (754)

In Millions of U.S. Dollars

		Exports (FOB)						Imports (CIF)					
		2015	2015Q3	2015Q4	2016Q1	2016Q2	2016Q3	2015	2015Q3	2015Q4	2016Q1	2016Q2	2016Q3
Cameroon	622	0.0	0.0	0.0	0.0	0.1	....	0.0	....	0.0	0.0	0.0	0.0
Central African Rep.	626	9.6	....	....	....	....	0.0	....	....	....	....	....	....
Chad	628	....	....	....	....	....	....	0.0	....	0.0	....	0.0	0.0
Congo, Dem. Rep. of	636	525.0	118.5	110.0	95.5	108.3	109.9	953.3	295.6	343.2	187.4	204.4	247.2
Congo, Republic of	634	9.6	1.5	1.7	....	....	....	0.0	....	....	....	....	....
Côte d'Ivoire	662	0.0	0.0	....	....	0.1	0.1	0.2	0.0	0.1	0.0	0.0	0.0
Equatorial Guinea	642	....	....	....	....	....	....	0.0	....	0.0	....	....	....
Ethiopia	644	0.4	0.2	0.0	0.0	0.3	0.0	0.5	0.1	0.1	....	0.0	0.0
Gabon	646	0.1	0.0	0.0	....	....	....	0.2	0.0	0.1	0.0	0.0	0.0
Gambia, The	648	0.0	....	0.0	....	0.0	....	0.0	0.0	....	0.0	....	....
Ghana	652	0.7	0.3	0.0	0.0	1.0	0.1	0.8	0.1	0.1	0.6	0.3	0.2
Guinea	656	0.0	....	0.0	....	....	0.0	0.0	0.0	0.0	0.6	0.0	....
Kenya	664	40.5	9.5	12.0	10.4	9.7	8.5	414.0	112.2	13.1	20.9	11.4	9.1
Lesotho	666	2.3	0.6	1.4	2.8	0.5	0.8	0.1	0.0	0.0	0.0	0.0	0.0
Liberia	668	0.0	0.0	....	....	....	....	0.0	0.0	....	....	....	....
Madagascar	674	0.0	....	0.0	....	0.0	0.0	0.0	0.0	0.0	0.0	0.0	0.0
Malawi	676	107.7	45.3	22.1	18.4	31.2	42.8	17.6	3.8	4.5	1.4	2.1	3.0
Mali	678	0.7	....	0.7	....	....	0.3	0.0	....	0.0	0.0	....	0.0
Mauritius	684	9.0	5.1	0.3	1.1	0.1	5.9	479.1	101.6	288.4	178.7	77.8	34.3
Mozambique	688	40.7	3.6	25.4	5.9	1.6	2.3	82.9	20.5	26.6	43.4	31.6	31.2
Namibia	728	32.8	2.3	3.3	8.0	5.3	6.0	102.8	19.6	41.4	19.3	25.0	28.7
Niger	692	....	....	....	....	....	....	0.1	0.0	0.1	0.0	0.0	0.0
Nigeria	694	0.1	0.0	0.0	1.2	0.0	0.0	0.8	0.3	0.1	0.2	0.2	0.5
Rwanda	714	3.8	0.3	1.9	4.9	5.9	8.5	0.0	0.0	0.0	0.0	0.0	....
São Tomé & Príncipe	716	....	....	....	....	....	....	0.1	0.0	0.0	....	....	0.0
Senegal	722	0.0	....	0.0	....	....	0.3	0.0	....	....	0.0	0.0	0.0
Seychelles	718	0.0	0.0	....	....	....	....	1.3	0.5	0.5	0.5	0.1	0.2
Sierra Leone	724	0.0	....	....	0.0	....	0.0	0.0	0.0	0.0	0.0	0.0	0.0
South Africa	199	539.1	104.8	121.8	93.6	82.8	122.4	2,624.9	648.2	638.2	538.1	584.2	579.4
Swaziland	734	8.5	1.3	5.9	1.8	2.0	0.9	18.7	4.9	5.6	2.5	1.3	2.4
Tanzania	738	49.0	7.7	23.0	56.4	6.9	13.7	56.5	11.0	11.0	19.8	74.0	22.7
Uganda	746	6.3	1.3	2.4	0.1	0.8	0.6	0.8	0.0	0.3	0.2	0.6	3.2
Zimbabwe	698	268.4	96.0	72.0	66.8	30.9	40.2	90.7	25.5	23.0	17.7	19.7	19.0
Africa n.s.	799	....	....	....	....	....	....	....	....	....	0.0	....	0.0
<b>Western Hemisphere</b>	205	<b>9.4</b>	<b>0.8</b>	<b>0.0</b>	<b>3.9</b>	<b>2.0</b>	<b>0.3</b>	<b>66.9</b>	<b>26.1</b>	<b>8.8</b>	<b>13.2</b>	<b>18.5</b>	<b>6.2</b>
Antigua and Barbuda	311	....	....	....	....	....	....	....	....	....	....	0.0	0.0
Argentina	213	0.0	....	0.0	....	0.1	....	1.1	0.6	0.1	0.5	0.3	0.2
Aruba	314	....	....	....	....	....	....	....	....	....	0.0	0.0	....
Bahamas, The	313	....	....	....	....	....	0.0	0.2	0.2	....	....	....	0.0
Barbados	316	....	....	....	....	....	....	0.0	0.0	0.0	0.0	0.0	0.0
Belize	339	....	....	....	....	....	....	0.0	0.0	0.0	0.0	0.0	0.0
Bermuda	319	....	....	....	....	....	....	0.5	0.1	0.0	....	....	0.0
Bolivia	218	....	....	....	....	....	....	0.0	0.0	0.0	0.0	0.0	0.0
Brazil	223	3.9	0.1	0.0	0.0	0.2	0.1	19.8	15.9	1.2	1.9	3.6	0.8
Chile	228	0.2	0.0	0.0	0.0	....	....	23.0	5.2	2.3	6.5	8.7	1.5
Colombia	233	....	....	....	0.3	0.0	....	0.8	0.0	0.8	0.1	0.1	0.0
Costa Rica	238	....	....	....	....	....	....	0.2	0.0	0.0	0.0	0.0	0.0
Dominican Republic	243	....	....	....	....	....	....	0.0	0.0	0.0	0.0	....	....
Ecuador	248	0.0	....	....	....	....	....	0.0	....	0.0	0.0	0.0	0.0
El Salvador	253	....	....	....	....	....	0.1	....	....	....	0.0	....	0.0
Falkland Islands	323	....	....	....	....	....	....	....	....	....	0.0	....	....
Grenada	328	....	....	....	....	....	....	0.1	0.0	....	0.0	....	0.0
Guatemala	258	....	....	....	....	....	....	....	....	....	....	....	0.1
Guyana	336	....	....	....	....	....	....	....	....	....	....	....	0.0
Honduras	268	....	....	....	....	....	....	0.0	0.0	....	....	0.0	....
Jamaica	343	....	....	....	....	....	....	0.0	....	0.0	0.0	0.0	0.0
Mexico	273	0.0	....	0.0	0.0	....	....	4.6	1.0	1.5	1.4	0.4	0.1
Netherlands Antilles	353	....	....	....	....	....	....	0.0	....	0.0	0.0	....	0.1
Nicaragua	278	....	....	....	....	....	....	0.1	....	....	....	0.0	....
Panama	283	5.1	0.7	0.0	3.6	1.7	0.0	15.3	2.6	2.6	2.7	5.0	2.9

# Zambia (754)

In Millions of U.S. Dollars

		Exports (FOB)						Imports (CIF)					
		2015	2015Q3	2015Q4	2016Q1	2016Q2	2016Q3	2015	2015Q3	2015Q4	2016Q1	2016Q2	2016Q3
Paraguay	288	0.2	....	....	....	....	....	....	....	....	0.0	0.0	....
Peru	293	0.0	0.0	0.0	0.0	0.0	0.0	0.5	0.1	0.3	0.0	0.1	0.2
St. Lucia	362	....	....	....	....	....	....	0.0	....	....	....	....	....
St. Vincent & Grens.	364	....	....	....	....	....	....	0.0	0.0	0.0	....	....	0.0
Suriname	366	....	....	....	....	....	....	0.0	0.0	0.0	0.0	....	0.0
Trinidad and Tobago	369	....	....	....	....	....	0.0	....	....	....	....	0.0	....
Uruguay	298	....	....	....	....	....	....	0.2	0.1	0.0	0.0	0.0	0.2
Venezuela, Rep. Bol.	299	....	....	....	0.0	....	....	0.3	....	0.1	0.0	....	....
Western Hem. n.s.	399	....	....	....	....	....	....	0.1	0.0	0.0	0.1	0.2	0.0
<b>Other Countries n.i.e</b>	910	....	....	....	....	....	....	....	....	....	<b>0.4</b>	<b>2.3</b>	<b>2.8</b>
Korea, Dem. People's Rep.	954	....	....	....	....	....	....	....	....	....	0.4	2.3	2.8
<b>Countries &amp; Areas n.s.</b>	898	<b>103.7</b>	<b>21.3</b>	<b>21.2</b>	<b>1.3</b>	<b>0.4</b>	<b>0.4</b>	<b>431.5</b>	<b>167.8</b>	<b>161.7</b>	<b>6.6</b>	<b>3.6</b>	<b>6.7</b>
<b>Memorandum Items</b>													
Africa	605	1,698.7	405.7	413.7	374.9	294.6	372.2	4,864.7	1,248.4	1,401.0	1,035.2	1,036.4	991.7
Middle East	405	72.5	13.2	34.5	52.7	97.8	120.7	345.4	62.6	61.8	176.6	235.7	270.2
European Union	998	115.6	18.8	51.1	86.5	47.5	110.9	864.2	185.4	137.5	126.4	138.7	143.4
Export earnings: fuel	080	85.0	14.7	36.7	54.3	97.9	120.8	310.5	58.5	66.9	174.6	230.2	268.3
Export earnings: nonfuel	092	6,954.2	1,789.4	1,796.2	1,500.5	1,512.4	1,433.0	8,171.4	2,154.6	2,153.5	1,587.0	1,548.5	1,552.5

# Zimbabwe (698)

In Millions of U.S. Dollars

		Exports (FOB)						Imports (FOB)					
		2015	2015Q3	2015Q4	2016Q1	2016Q2	2016Q3	2015	2015Q3	2015Q4	2016Q1	2016Q2	2016Q3
IFS World		2,715.7	....	....	....	....	....	....	....	....	....	....	....
World	001	2,679.5	363.0	1,366.5	1,404.6	1,246.3	1,066.4	4,500.9	1,178.6	1,132.1	948.4	1,001.2	1,074.8
Advanced Economies	110	46.3	12.0	11.4	13.6	11.6	8.0	470.0	111.7	119.5	86.2	92.9	94.9
Euro Area	163	25.8	6.4	6.9	9.5	6.8	2.9	96.9	23.9	21.5	19.2	25.4	17.6
Austria	122	0.1	0.0 r	0.0 r	0.0 r	0.1 r	0.0 r	1.3	0.5 r	0.3 r	0.4 r	0.4 r	0.6 r
Belgium	124	18.8	4.0 r	5.4 r	8.2 r	5.6 r	0.8 r	13.8	4.4 r	1.2 r	3.3 r	5.9 r	1.8 r
Cyprus	423	0.0	0.0 r	....	....	....	....	0.8	0.2 r	0.2 r	0.2 r	0.2 r	0.4 r
Finland	172	0.0	0.0 r	0.0 r	0.0 r	0.0 r	0.0 r	19.6	3.4 r	5.4 r	6.3 r	3.5 r	3.4 r
France	132	0.4	0.1 r	0.1 r	0.0 r	0.0 r	0.1 r	17.4	3.8 r	4.0 r	2.7 r	3.3 r	3.7 r
Germany	134	0.6	0.2 r	0.1 r	0.4 r	0.2 r	0.1 r	19.6	4.0 r	4.0 r	2.3 r	4.9 r	2.8 r
Greece	174	0.0	....	0.0 r	0.0 r	0.0 r	0.0 r	0.0	0.0 r	0.0 r	0.0 r	0.0 r	0.0 r
Ireland	178	0.3	0.1 r	0.0 r	0.0 r	0.0 r	0.0 r	3.4	0.8 r	0.4 r	0.5 r	0.5 r	0.7 r
Italy	136	0.7	0.1 r	0.1 r	0.2 r	0.1 r	0.1 r	9.8	2.5 r	3.9 r	1.2 r	2.6 r	1.8 r
Latvia	941	....	....	....	....	....	....	0.0	0.0 r	0.0 r	0.0 r	0.0 r	0.0 r
Lithuania	946	0.0	0.0 r	0.0 r	....	....	0.0 r	0.0	0.0 r	....	0.4 r	0.0 r	0.0 r
Luxembourg	137	....	....	....	....	....	....	0.0	0.0 r	0.0 r	....	0.0 r	....
Malta	181	....	....	....	0.0 r	....	0.0 r	....	....	....	....	....	....
Netherlands	138	4.6	1.8 r	1.1 r	0.6 r	0.8 r	1.7 r	9.1	3.8 r	1.6 r	1.4 r	2.7 r	1.9 r
Portugal	182	0.0	0.0 r	0.0 r	0.0 r	0.0 r	0.0 r	0.2	0.1 r	0.0 r	0.3 r	1.0 r	0.1 r
Slovak Republic	936	0.0	....	....	0.0 r	0.0 r	....	0.0	....	....	0.0 r	0.0 r	0.0 r
Slovenia	961	....	....	....	....	....	....	0.2	0.1 r	0.0 r	0.0 r	....	0.0 r
Spain	184	0.3	0.0 r	0.0 r	0.0 r	0.0 r	0.0 r	1.5	0.3 r	0.5 r	0.3 r	0.4 r	0.3 r
Australia	193	0.1	0.1 r	0.0 r	....	....	0.0 r	7.5	2.2 r	1.8 r	2.1 r	2.2 r	1.8 r
Canada	156	0.1	0.0 r	0.0 r	0.0 r	0.0 r	0.0 r	2.4	0.6 r	0.3 r	0.5 r	0.1 r	1.7 r
China,P.R.: Hong Kong	532	1.3	0.6 r	0.1 r	0.2 r	0.3 r	0.1 r	38.4	4.2 r	9.9 r	4.9 r	4.7 r	3.5 r
China,P.R.: Macao	546	....	....	....	....	....	....	0.0	....	0.0 r	....	....	....
Czech Republic	935	0.0	0.0 r	....	0.0 r	0.0 r	....	0.2	0.0 r	0.1 r	0.1 r	0.1 r	0.1 r
Denmark	128	0.0	0.0 r	0.0 r	0.0 r	0.0 r	0.0 r	3.3	0.6 r	0.8 r	0.3 r	0.3 r	0.6 r
Iceland	176	....	....	....	....	....	....	0.0	0.0 r	0.0 r	0.0 r	0.0 r	0.0 r
Israel	436	13.7	3.4 r	3.4 r	3.4 r	3.4 r	3.8 r	4.9	0.5 r	0.9 r	0.7 r	0.6 r	0.5 r
Japan	158	0.2	0.1 r	0.0 r	0.1 r	0.0 r	0.0 r	43.2	12.8 r	8.3 r	5.7 r	7.3 r	8.8 r
Korea, Republic of	542	0.1	0.0 r	0.0 r	0.0 r	0.0 r	0.0 r	8.5	2.5 r	1.8 r	1.6 r	2.0 r	1.8 r
New Zealand	196	0.0	0.0 r	0.0 r	0.0 r	0.0 r	0.0 r	1.5	0.0 r	0.3 r	0.1 r	0.0 r	0.0 r
Norway	142	0.1	0.1 r	0.0 r	0.0 r	0.0 r	0.0 r	1.0	0.1 r	0.0 r	0.1 r	0.1 r	0.0 r
Singapore	576	0.0	0.0 r	0.0 r	0.0 r	0.0 r	0.0 r	4.6	1.3 r	1.0 r	0.6 r	0.9 r	0.8 r
Sweden	144	0.0	0.0 r	0.0 r	0.0 r	0.0 r	0.0 r	3.8	0.5 r	0.4 r	0.8 r	0.5 r	0.7 r
Switzerland	146	0.3	0.1 r	0.1 r	0.1 r	0.1 r	0.1 r	20.3	5.5 r	5.5 r	3.7 r	3.2 r	6.0 r
Taiwan Prov.of China	528	0.1	0.0 r	0.0 r	0.0 r	0.0 r	0.0 r	6.1	1.0 r	0.8 r	0.7 r	0.8 r	0.7 r
United Kingdom	112	2.1	0.6 r	0.4 r	0.2 r	0.7 r	0.9 r	89.1	17.9 r	31.4 r	13.8 r	13.1 r	15.1 r
United States	111	2.3	0.5 r	0.4 r	0.2 r	0.2 r	0.1 r	138.4	38.2 r	34.7 r	31.3 r	31.4 r	35.2 r
Emerg. & Dev. Economies	200	2,633.2	351.0	1,355.1	1,391.0	1,234.7	1,058.4	3,860.3	1,023.4	969.1	828.1	870.5	939.2
Emerg. & Dev. Asia	505	4.7	0.4	0.4	1.9	2.0	0.3	306.5	79.4	71.6	50.9	43.1	46.1
Bangladesh	513	0.0	0.0 r	0.0 r	0.0 r	0.0 r	0.0 r	0.0	0.0 r	0.0 r	0.0 r	0.0 r	0.0 r
China,P.R.: Mainland	924	4.4	0.3 r	0.2 r	1.7 r	1.9 r	0.3 r	167.1	41.0 r	47.1 r	32.1 r	26.2 r	27.1 r
India	534	0.1	0.0 r	0.1 r	0.1 r	0.0 r	0.0 r	123.0	35.5 r	22.5 r	17.0 r	14.6 r	16.6 r
Indonesia	536	0.1	0.0 r	0.1 r	0.1 r	0.0 r	0.0 r	3.1	1.3 r	0.6 r	0.4 r	0.4 r	0.4 r
Lao People's Dem.Rep	544	0.0	0.0 r	0.0 r	0.0 r	0.0 r	0.0 r	....	....	....	....	....	....
Malaysia	548	0.0	0.0 r	0.0 r	0.0 r	0.0 r	0.0 r	10.2	0.9 r	0.6 r	0.8 r	1.2 r	1.5 r
Mongolia	948	....	....	....	....	....	....	0.0	0.0 r	0.0 r	0.0 r	0.0 r	0.0 r
Philippines	566	....	....	....	....	....	....	0.2	0.1 r	0.0 r	....	....	....
Sri Lanka	524	0.0	0.0 r	....	0.0 r	0.0 r	....	0.3	0.1 r	0.1 r	0.1 r	....	....
Thailand	578	....	....	....	....	....	....	1.7	0.3 r	0.5 r	0.3 r	0.4 r	0.3 r
Timor-Leste	537	....	....	....	....	....	....	0.1	0.0 r	0.0 r	0.0 r	0.0 r	0.0 r
Tonga	866	....	....	....	....	....	....	0.0 e	0.0 e	0.0 e	0.0 e	0.0 e	0.0 e
Vietnam	582	0.0	0.0 r	0.0 r	0.0 r	0.0 r	0.0 r	0.9	0.2 r	0.2 r	0.2 r	0.2 r	0.2 r
Asia n.s.	598	....	....	....	....	....	....	0.0	0.0 r	0.0 r	0.0 r	0.0 r	0.0 r
Europe	170	0.3	0.1	0.1	0.1	0.1	0.2	10.7	2.6	1.7	4.0	6.1	3.2
Emerg. & Dev. Europe	903	0.2	0.1	0.0	0.1	0.1	0.1	3.8	0.9	1.0	1.0	0.7	2.8
Bulgaria	918	0.0	0.0 r	0.0 r	0.0 r	0.0 r	0.0 r	0.4	0.0 r	0.1 r	0.0 r	0.1 r	0.1 r
Croatia	960	....	....	....	....	....	....	0.0	0.0 r	....	....	....	....

# Zimbabwe (698)

In Millions of U.S. Dollars

		Exports (FOB)						Imports (FOB)					
		2015	2015Q3	2015Q4	2016Q1	2016Q2	2016Q3	2015	2015Q3	2015Q4	2016Q1	2016Q2	2016Q3
Gibraltar	823	....	....	....	....	....	....	0.0	0.0 r	0.0 r	0.0 r	0.0 r	0.0 r
Hungary	944	0.1	0.0 r	0.0 r	0.0 r	0.0 r	0.0 r	0.0	0.0 r	0.0 r	0.0 r	0.0 r	0.0 r
Montenegro	943	0.0 e	0.0 e	....	0.0 e	0.0 e	0.1 e	....	....	....	....	....	....
Poland	964	0.0	0.0 r	0.0 r	0.0 r	0.0 r	0.0 r	0.0	0.0 r	0.0 r	0.0 r	0.0 r	0.0 r
Romania	968	....	....	....	....	....	....	0.1	0.0 r	0.1 r	0.1 r	0.0 r	1.5 r
Serbia, Republic of	942	....	....	....	....	....	....	0.0 e	....	0.0 e	0.0 e	....	....
Turkey	186	0.0	0.0 r	0.0 r	0.0 r	0.0 r	0.0 r	3.2	0.8 r	0.7 r	0.8 r	0.6 r	1.1 r
<b>CIS</b>	<b>901</b>	<b>0.1</b>	<b>0.0</b>	<b>0.0</b>	<b>0.0</b>	<b>0.0</b>	<b>0.0</b>	<b>6.4</b>	<b>1.6</b>	<b>0.6</b>	<b>2.9</b>	<b>5.3</b>	<b>0.3</b>
Azerbaijan, Rep. of	912	....	....	....	....	....	....	0.0	0.0 r	0.0 r	0.0 r	0.0 r	0.0 r
Belarus	913	....	....	....	....	....	....	1.3	1.1 r	0.0 r	0.2 r	0.0 r	0.0 r
Georgia	915	....	....	....	....	....	....	3.8	....	0.2 r	0.2 r	0.1 r	0.1 r
Kazakhstan	916	0.0	0.0 r	0.0 r	0.0 r	0.0 r	0.0 r	....	....	....	....	....	....
Russian Federation	922	0.1	0.0 r	0.0 r	0.0 r	0.0 r	0.0 r	1.0	0.5 r	0.3 r	2.5 r	0.4 r	....
Ukraine	926	....	....	....	....	....	....	0.3	0.0 r	0.0 r	0.0 r	4.7 r	0.2 r
Europe n.s.	884	0.0	0.0 r	0.0 r	0.0 r	0.0 r	0.0 r	0.5	0.1 r	0.1 r	0.1 r	0.1 r	0.1 r
<b>Mid East, N Africa, Pak</b>	<b>440</b>	<b>149.2</b>	<b>23.2</b>	<b>32.6</b>	<b>56.5</b>	<b>46.1</b>	<b>18.0</b>	<b>155.6</b>	<b>39.3</b>	<b>39.5</b>	<b>31.0</b>	<b>34.5</b>	<b>37.2</b>
Afghanistan, I.R. of	512	0.0	0.0 r	0.0 r	0.0 r	0.0 r	0.0 r	....	....	....	....	....	....
Bahrain, Kingdom of	419	....	....	....	....	....	....	0.0	0.0 r	0.0 r	0.0 r	0.0 r	0.0 r
Egypt	469	0.1	0.0 r	0.0 r	....	....	....	1.9	0.2 r	0.5 r	0.4 r	0.5 r	0.5 r
Iran, I.R. of	429	0.0	0.0 r	0.0 r	0.0 r	0.0 r	0.0 r	0.6	0.2 r	0.2 r	0.1 r	0.1 r	0.2 r
Iraq	433	0.0	0.0 r	0.0 r	0.0 r	0.0 r	0.0 r	....	....	....	....	....	....
Jordan	439	0.0	0.0 r	0.0 r	0.0 r	0.0 r	0.0 r	....	....	....	....	....	....
Kuwait	443	0.0	0.0 r	0.0 r	0.0 r	0.0 r	0.0 r	104.5	26.6 r	26.6 r	20.8 r	23.2 r	25.0 r
Lebanon	446	0.0	0.0 r	0.0 r	0.0 r	0.0 r	0.0 r	0.0	0.0 r	....	....	....	....
Libya	672	....	....	....	....	....	....	0.0	0.0 r	0.0 r	0.0 r	0.0 r	0.0 r
Mauritania	682	....	....	....	....	....	....	0.0	0.0 r	0.0 r	0.0 r	0.0 r	0.0 r
Morocco	686	....	....	....	....	....	....	0.3	0.0 r	0.0 r	0.0 r	0.0 r	0.0 r
Oman	449	....	....	....	....	....	....	0.0	0.0 r	0.0 r	0.0 r	0.0 r	0.0 r
Pakistan	564	0.0	0.0 r	0.0 r	0.0 r	0.0 r	0.0 r	2.5	0.6 r	0.6 r	0.5 r	0.6 r	0.6 r
Qatar	453	0.0	0.0 r	0.0 r	0.0 r	0.0 r	0.0 r	0.5	0.1 r	0.1 r	0.1 r	0.1 r	0.1 r
Saudi Arabia	456	0.9	0.1 r	0.2 r	0.3 r	0.3 r	0.1 r	1.4	0.4 r	0.4 r	0.3 r	0.3 r	0.3 r
Sudan	732	0.1	0.0 r	0.1 r	0.1 r	0.1 r	0.0 r	0.0	0.0 r	0.0 r	0.0 r	0.0 r	0.0 r
Syrian Arab Republic	463	0.0	0.0 r	0.0 r	0.0 r	0.0 r	0.0 r	0.1	0.0 r	0.0 r	0.0 r	0.0 r	0.0 r
United Arab Emirates	466	148.0	23.0 r	32.3 r	56.0 r	45.7 r	17.9 r	43.7	11.1 r	11.1 r	8.7 r	9.7 r	10.4 r
West Bank and Gaza	487	0.0 e	0.0 e	0.0 e	0.0 e	0.0 e	0.0 e	....	....	....	....	....	....
<b>Sub-Saharan Africa</b>	<b>603</b>	<b>2,478.9</b>	<b>327.3</b>	<b>1,322.0</b>	<b>1,332.5</b>	<b>1,186.5</b>	<b>1,039.9</b>	<b>3,378.5</b>	<b>900.1</b>	<b>852.9</b>	<b>740.9</b>	<b>785.4</b>	<b>851.2</b>
Angola	614	0.0	0.0 r	0.0 r	0.0 r	0.0 r	0.0 r	0.0	0.0 r	0.0 r	0.0 r	0.0 r	0.0 r
Benin	638	....	....	....	....	....	....	0.3	0.1 r	0.1 r	0.1 r	0.1 r	0.1 r
Botswana	616	30.8	4.8 r	6.7 r	11.6 r	9.5 r	3.7 r	161.7	41.2 r	41.2 r	32.2 r	35.8 r	38.6 r
Burundi	618	0.0	0.0 r	0.0 r	0.0 r	0.0 r	0.0 r	0.3	0.1 r	0.1 r	0.1 r	0.1 r	0.1 r
Cameroon	622	....	....	....	....	....	....	0.0	0.0 r	0.0 r	0.0 r	0.0 r	0.0 r
Central African Rep.	626	0.0	0.0 r	0.0 r	0.0 r	0.0 r	0.0 r	....	....	....	....	....	....
Congo, Dem. Rep. of	636	3.7	0.6 r	0.8 r	1.4 r	1.1 r	0.4 r	59.1	15.0 r	15.0 r	11.8 r	13.1 r	14.1 r
Congo, Republic of	634	0.3	0.1 r	0.1 r	0.1 r	0.1 r	0.0 r	25.7	6.5 r	6.5 r	5.1 r	5.7 r	6.1 r
Côte d'Ivoire	662	0.0	0.0 r	0.0 r	0.0 r	0.0 r	0.0 r	0.5	0.1 r	0.1 r	0.1 r	0.1 r	0.1 r
Eritrea	643	....	....	....	....	....	....	0.2 e	0.1 e	0.0 e	0.0 e	0.1 e	0.0 e
Ethiopia	644	0.2	0.0 r	0.0 r	0.1 r	0.0 r	0.0 r	0.0	0.0 r	0.0 r	0.0 r	0.0 r	0.0 r
Gabon	646	0.0	0.0 r	0.0 r	0.0 r	0.0 r	0.0 r	0.0	0.0 r	0.0 r	0.0 r	0.0 r	0.0 r
Gambia, The	648	....	....	....	....	....	....	0.0	0.0 r	0.0 r	0.0 r	0.0 r	0.0 r
Ghana	652	0.0	0.0 r	0.0 r	0.0 r	0.0 r	0.0 r	0.0	0.0 r	0.0 r	0.0 r	0.0 r	0.0 r
Kenya	664	0.9	0.1 r	0.2 r	0.3 r	0.3 r	0.1 r	3.8	1.0 r	1.0 r	0.8 r	0.8 r	0.9 r
Lesotho	666	....	....	....	....	....	....	0.0	0.0 r	0.0 r	0.0 r	0.0 r	0.0 r
Madagascar	674	0.1	0.0 r	0.0 r	0.0 r	0.0 r	0.0 r	0.3	0.1 r	0.1 r	0.1 r	0.1 r	0.1 r
Malawi	676	3.5	0.5 r	0.8 r	1.3 r	1.1 r	0.4 r	103.5	26.4 r	26.4 r	20.6 r	23.0 r	24.7 r
Mali	678	0.0	0.0 r	0.0 r	0.0 r	0.0 r	0.0 r	0.0	0.0 r	0.0 r	0.0 r	0.0 r	0.0 r
Mauritius	684	0.0	0.0 r	0.0 r	0.0 r	0.0 r	0.0 r	7.2	1.7 r	1.7 r	1.3 r	1.4 r	1.5 r
Mozambique	688	408.9	63.6 r	89.4 r	154.6 r	126.3 r	49.4 r	7.7	2.0 r	2.0 r	1.5 r	1.7 r	1.8 r
Namibia	728	13.7	2.1 r	3.0 r	5.2 r	4.2 r	1.7 r	3.0	0.8 r	0.8 r	0.6 r	0.7 r	0.7 r
Nigeria	694	0.3	0.0 r	0.1 r	0.1 r	0.1 r	0.0 r	0.2	0.0 r	0.0 r	0.0 r	0.0 r	0.0 r
Rwanda	714	0.0	0.0 r	0.0 r	0.0 r	0.0 r	0.0 r	....	....	....	....	....	....

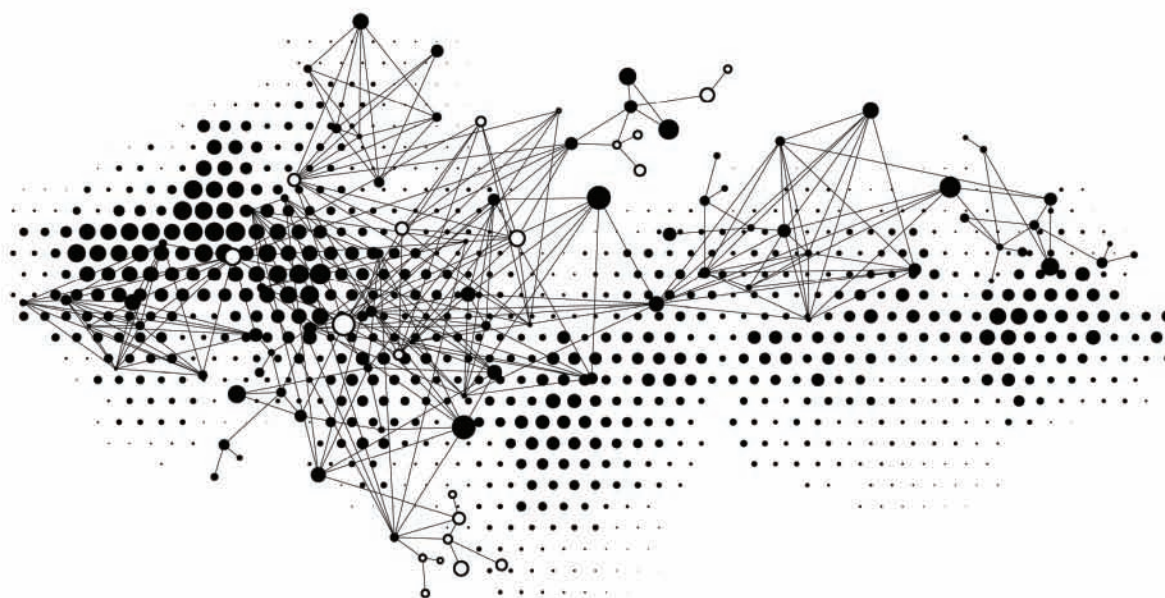
# Zimbabwe (698)

In Millions of U.S. Dollars

		Exports (FOB)						Imports (FOB)					
		2015	2015Q3	2015Q4	2016Q1	2016Q2	2016Q3	2015	2015Q3	2015Q4	2016Q1	2016Q2	2016Q3
São Tomé & Príncipe	716	....	....	....	....	....	....	0.0	0.0 r	0.0 r	0.0 r	0.0 r	0.0 r
Senegal	722	0.0	0.0 r	....	....	....	....	0.0	....	0.0 r	0.0 r	0.0 r	0.0 r
Seychelles	718	....	....	....	....	....	....	3.1	0.8 r	0.8 r	0.6 r	0.7 r	0.7 r
Sierra Leone	724	0.0	0.0 r	0.0 r	0.0 r	0.0 r	0.0 r	....	....	....	....	....	....
South Africa	199	1,922.4	229.2 r	1,197.2 r	1,139.0 r	1,023.1 r	964.5 r	1,953.6	513.3 r	490.0 r	404.7 r	476.5 r	526.5 r
Swaziland	734	1.0	0.2 r	0.2 r	0.4 r	0.3 r	0.1 r	6.3	1.6 r	1.6 r	1.3 r	1.4 r	1.5 r
Tanzania	738	0.8	0.1 r	0.2 r	0.3 r	0.2 r	0.1 r	4.9	1.2 r	1.2 r	1.0 r	1.1 r	1.2 r
Togo	742	0.0	0.0 r	0.0 r	0.0 r	0.0 r	0.0 r	....	....	....	....	....	....
Uganda	746	0.0	0.0 r	0.0 r	0.0 r	0.0 r	0.0 r	0.0	0.0 r	0.0 r	0.0 r	0.0 r	0.0 r
Zambia	754	92.2	25.9 r	23.3 r	17.9 r	20.0 r	19.3 r	1,037.1	288.2 r	264.2 r	259.0 r	223.1 r	232.4 r
<b>Western Hemisphere</b>	<b>205</b>	<b>0.1</b>	<b>0.0</b>	<b>0.0</b>	<b>0.0</b>	<b>0.0</b>	<b>0.0</b>	<b>9.0</b>	<b>2.0</b>	<b>3.4</b>	<b>1.3</b>	<b>1.4</b>	<b>1.4</b>
Argentina	213	....	....	....	....	....	....	2.4	0.6 r	0.6 r	0.6 r	0.6 r	0.6 r
Bahamas, The	313	0.0	0.0 r	0.0 r	0.0 r	0.0 r	0.0 r	....	....	....	....	....	....
Barbados	316	0.0	0.0 r	0.0 r	0.0 r	0.0 r	0.0 r	....	....	....	....	....	....
Bermuda	319	....	....	....	....	....	....	2.4	0.6 r	0.6 r	0.5 r	0.5 r	0.6 r
Brazil	223	0.0	0.0 r	....	0.0 r	0.0 r	0.0 r	3.6	0.5 r	2.2 r	0.2 r	0.2 r	0.2 r
Chile	228	0.0	....	....	....	....	0.0 r	0.2	0.0 r	0.0 r	0.0 r	0.0 r	0.0 r
Dominican Republic	243	....	....	....	....	....	....	0.0	0.0 r	0.0 r	0.0 r	0.0 r	0.0 r
El Salvador	253	....	....	....	....	....	....	....	....	....	....	0.0 e	....
Greenland	326	0.0 e	0.0 e	0.0 e	0.0 e	0.0 e	0.0 e	....	....	....	....	....	....
Grenada	328	....	....	....	....	....	....	0.0	0.0 r	0.0 r	0.0 r	0.0 r	0.0 r
Guyana	336	....	....	....	....	....	....	0.0 e	0.0 e	0.0 e	0.0 e	0.0 e	0.0 e
Jamaica	343	....	....	....	....	....	....	0.0	0.0 r	0.0 r	0.0 r	0.0 r	0.0 r
Mexico	273	0.1	0.0 r	0.0 r	0.0 r	0.0 r	0.0 r	0.0	0.0 r	0.0 r	0.0 r	0.0 r	0.0 r
Nicaragua	278	....	....	....	....	....	....	0.0	0.0 r	0.0 r	0.0 r	0.0 r	0.0 r
Panama	283	....	....	....	....	....	....	0.0	0.0 r	0.0 r	0.0 r	0.0 r	0.0 r
Paraguay	288	....	....	....	....	....	....	0.0	0.0 r	0.0 r	0.0 r	0.0 r	0.0 r
St. Vincent & Grens.	364	0.0 e	0.0 e	0.0 e	0.0 e	0.0 e	0.0 e	....	....	....	....	....	....
Uruguay	298	....	....	....	....	....	....	0.2	0.2 r	0.0 r	0.0 r	0.0 r	0.0 r
<b>Other Countries n.i.e</b>	<b>910</b>	<b>0.0</b>	<b>0.0</b>	<b>0.0</b>	<b>0.0</b>	<b>0.0</b>	<b>0.0</b>	<b>0.3</b>	<b>0.1</b>	<b>0.1</b>	<b>0.1</b>	<b>0.1</b>	<b>0.1</b>
Korea, Dem. People's Rep.	954	0.0	0.0 r	0.0 r	0.0 r	0.0 r	0.0 r	0.3	0.1 r	0.1 r	0.1 r	0.1 r	0.1 r
<b>Countries &amp; Areas n.s.</b>	<b>898</b>	<b>0.0</b>	<b>0.0 r</b>	<b>0.0 r</b>	<b>0.0 r</b>	<b>0.0 r</b>	<b>0.0 r</b>	<b>170.4</b>	<b>43.4 r</b>	<b>43.4 r</b>	<b>33.9 r</b>	<b>37.8 r</b>	<b>40.7 r</b>
<b>Memorandum Items</b>													
Africa	605	2,479.0	327.3	1,322.1	1,332.6	1,186.6	1,039.9	3,378.8	900.2	852.9	741.0	785.4	851.2
Middle East	405	149.1	23.2	32.6	56.3	46.0	18.0	152.8	38.7	38.9	30.5	33.9	36.5
European Union	998	28.1	7.1	7.3	9.7	7.6	3.8	193.8	43.0	54.4	34.3	39.6	35.8
Export earnings: fuel	080	149.6	23.3	32.7	56.6	46.2	18.1	177.7	45.5	45.3	37.7	39.6	42.2
Export earnings: nonfuel	092	2,529.9	339.7	1,333.8	1,348.0	1,200.1	1,048.3	4,323.2	1,133.1	1,086.8	910.7	961.6	1,032.6

*This page intentionally left blank*





# Notes

## **Aruba 314**

As of January 2000, reported DOTS data include trade in the Aruba free trade zone.

## **Bahamas 313**

Reported DOTS data in 1999 and IFS data beginning in 1990 exclude certain oil and chemical products.

## **Bahrain 419**

Reported exports in DOTS and IFS include partial oil exports only. Beginning in 1998, reported imports from Saudi Arabia include oil imports as compiled by the Bahrain Ministry of Oil & industry and published in the Monthly Bulletin of the Bahrain Monetary Agency.

## **Belgium 124**

Prior to 1997, trade data for Belgium are recorded as trade of the Belgium-Luxembourg Economic Union (BLEU). Belgium and BLEU trade data are not comparable due to the employment of different compilation methodologies.

## **China, P.R.: Mainland 924**

Discrepancies in bilateral trade statistics as reported by China and its trading partners exist, particularly with industrial countries. Trade with these countries is classified by China as trade with Hong Kong Special Administrative Region (HKSAR) if it passes through HKSAR ports.

## **China, P.R.: Hong Kong 532**

Reported exports and imports data with Belgium include trade with Luxembourg.

## **Dominican Republic 243**

IFS data exclude trade in free trade processing zone. Beginning in 1994, DOTS data include trade in free trade processing zone.

## **El Salvador 253**

IFS data exclude trade in free trade processing zone. Beginning in 2000, DOTS data include trade in free trade processing zone.

## **Estonia 939**

IFS data are compiled according to the general trade system of recording trade transactions and DOTS data are compiled according to the special trade system.

## **European Union 998**

The data for the European Union (EU) for all periods cover Austria, Belgium, Belgium-Luxembourg, Bulgaria, Croatia, Cyprus, Czech Republic, Denmark, Estonia, Finland, France, Germany, Greece, Hungary, Ireland, Italy, Latvia, Lithuania, Luxembourg, Malta, Netherlands, Poland, Portugal, Romania, Slovak Republic, Slovenia, Spain, Sweden, and the United Kingdom.

## **Export Earnings: Fuel Countries 080**

The Export Earnings: Fuel Countries comprise Algeria, Angola, the Republic of Azerbaijan, the Kingdom of Bahrain, Bolivia, Brunei Darussalam, Chad, Colombia, the Republic of Congo, Ecuador, Equatorial Guinea, Gabon, the Islamic Republic of Iran, Iraq, Kazakhstan, Kuwait, Libya, Nigeria, Oman, Qatar, Russian Federation, Saudi Arabia, the Republic of South Sudan, Timor-Leste, Trinidad and Tobago, Turkmenistan, United Arab Emirates, the República Bolivariana de Venezuela and the Republic of Yemen.

## **France 132**

Beginning in 1997, reported exports and imports data include trade of French Guiana, Guadeloupe, Martinique, and Réunion with the rest of the world. French trade data include trade of Mayotte.

## **Guatemala 258**

IFS data exclude trade in the free trade processing zone. Beginning in 2004, DOTS data include trade in the free trade processing zone.

## **India 534**

Data from 1997 to 2000, and for 2003 were adjusted to calendar year from reported data based on fiscal year beginning April.

## **Israel 436**

IFS imports data include military goods.

## **Lithuania 946**

Data from 2004 are compiled according to the special trade system.

## **Luxembourg 137**

Prior to 1997, trade data for Luxembourg are recorded as trade of the Belgium-Luxembourg Economic Union (BLEU).

## **Mexico 273**

DOTS and IFS reported exports and imports data include trade in maquiladoras.

## **Netherlands 138**

From 1993 through 1998, DOTS reported exports and imports exclude estimation of underreporting as a result of the establishment of the internal European market. Trade revisions are made in the monthly data and may not necessarily be reflected in the quarterly and annual data.

## **Nigeria 694**

Beginning in 1995, IFS data are valued at an average (unitary) exchange rate of 70.36 naira to the U.S. dollar. This exchange rate is the weighted average of the official rate and the market rate that went into effect in February, 1995.

## **Panama 283**

Reported IFS and DOTS world totals exclude exports and imports of the COLON free trade processing zone. Beginning 2005, reported DOTS annual world totals include exports and imports of the COLON free trade processing zone. Beginning in Q1 2001, imports from Japan reflect reported exports of Japan to Panama which may represent flags of convenience.

## **Réunion 696**

Beginning in January 1997, exports and imports data of Réunion are combined with exports and imports data for France.

## **Russian Federation 922**

DOTS data exclude adjustments for unrecorded trade (including shuttle trade) and, prior to 1994 exclude trade with the countries of the former U.S.S.R.

## **Singapore 576**

Trade data published in the Singapore Trade Statistics by the Singapore Trade Development Board exclude trade with Indonesia. Starting January 2003, Singapore reports its trade with Indonesia.

## **Switzerland 146**

Switzerland data by partner countries include exports and imports of gold, silver, and coins from 2012. The Swiss Customs authority disseminates exports and imports of gold, silver, and coins separately back to 1998.

## **Syrian Arab Republic 463**

Beginning in 2000, IFS exports and imports totals are calculated using a flexible exchange rate determined by the Ministry of Economy and Foreign Trade.

## **Turkmenistan 925**

Special category exports for 1996 and 1997 consist of natural gas sales unclassified by partner country.

## **Estimated Trade**

Estimated country trade data produced without benchmarks may be incomplete. Because estimates are made from partner country data, the estimates do not cover trade in cases where no partner country data have been specifically reported. For example, if the estimated country's trade was reported by the trading partner to a regional area rather than to the specific partner (exports to Asia not specified, rather than exports to Lao, as an example), this data is not captured in the estimation process.

