

CENTRAL AFRICAN REPUBLIC: FIRST REVIEW OF THE
ARRANGEMENT UNDER THE EXTENDED CREDIT
FACILITY, FINANCING ASSURANCES REVIEW AND
REQUEST FOR WAIVER OF NONOBSERVANCE OF
PERFORMANCE CRITERION



CENTRAL AFRICAN REPUBLIC

January 2017

FIRST REVIEW OF THE ARRANGEMENT UNDER THE EXTENDED CREDIT FACILITY, FINANCING ASSURANCES REVIEW AND REQUEST FOR WAIVER OF NONOBSERVANCE OF PERFORMANCE CRITERION

In the context of the First Review of the Arrangement Under the Extended Credit Facility, Financing Assurances Review and Request for Waiver of Nonobservance of Performance Criterion, the following documents have been released and are included in this package:

- A **Press Release** .
- The **Staff Report** prepared by a staff team of the IMF for the Executive Board's consideration on a lapse of time basis, following discussions that ended on November 4, 2016, with officials of the Central African Republic on economic developments and policies. The staff report was completed on December 5, 2016, based on information available at the time of the discussions.

The documents listed below have been or will be separately released.

Letter of Intent sent to the IMF by the authorities of the Central African Republic*
Memorandum of Economic and Financial Policies by the authorities of the Central African Republic*
Technical Memorandum of Understanding*

The IMF's transparency policy allows for the deletion of market-sensitive information and premature disclosure of the authorities' policy intentions in published staff reports and other documents.

Copies of this report are available to the public from

International Monetary Fund • Publication Services
PO Box 92780 • Washington, D.C. 20090

Telephone: (202) 623-7430 • Fax: (202) 623-7201
E-mail: publications@imf.org Web: <http://www.imf.org>
Price: \$18.00 per printed copy

International Monetary Fund
Washington, D.C.



Press Release No. 16/576
FOR IMMEDIATE RELEASE
December 21, 2016

International Monetary Fund
Washington, D.C. 20431 USA

**IMF Executive Board Completes First Review Under the ECF
for the Central African Republic and Approves US\$16.8 Million Disbursement**

On December 21, 2016, the Executive Board of the International Monetary Fund (IMF) completed the first review under the Extended Credit Facility (ECF)¹ for the Central African Republic (CAR). The Executive Board's decision was taken on a lapse-of-time basis.² The completion of the review enables a disbursement of SDR 12.525 million (about US\$16.8 million), which will bring total disbursements under the arrangement to SDR 25.05 million (about US\$33.6 million).

The ECF arrangement for the CAR was approved by the Executive Board on July 20, 2016 (see Press Release No. 16/352) for SDR 83.55 million (about US\$111.9 million, 75 percent of Central African Republic's quota at the IMF).

Program implementation through end-August has been satisfactory. All quantitative and indicative targets were met, with the exception of the criterion on non-accumulation of external payments for which the authorities are taking corrective measures. Improvement in tax revenue, albeit in line with the program target, remains fragile. All structural reforms have been implemented, albeit with some delays.

However, renewed violence is slowing the nascent recovery, with disruptions to trade and agriculture, pushing the growth rate for 2016 to 4.5 percent, lower than initially programmed. In addition, it has triggered a rise in consumer prices. Strengthening security is a prerequisite for the successful implementation of the government's National Recovery and Peacebuilding Plan to build national cohesion and for economic recovery in Central African Republic.

Resolute implementation of the authorities' structural reform agenda is critical to support economic growth and reduce poverty. Improving domestic resource mobilization, which

¹ The ECF is a lending arrangement that provides sustained program engagement over the medium to long term in case of protracted balance of payments problems. Details on Central African Republic' arrangement are available at www.imf.org/external/country/CAF.

² The Executive Board takes decisions under its lapse-of-time procedure when the Board agrees that a proposal can be considered without convening formal discussions.

remains extremely low, will support a scaling up of expenditure in priority sectors such as health, education, security, and public investment. The planned review of tax policy, the ongoing strengthening of tax administration, and the streamlining of tax exemptions should gradually bring tax revenue back to its potential. Reforms aimed at strengthening public financial management, improving cash management and transparency in the execution of the budget are well underway. Strengthening the institutional framework to better coordinate technical assistance from development partners will be key to build capacity, improve governance, encourage private sector development, and attract foreign direct investment.



CENTRAL AFRICAN REPUBLIC

December 5, 2016

FIRST REVIEW OF THE ARRANGEMENT UNDER THE EXTENDED CREDIT FACILITY, FINANCING ASSURANCES REVIEW AND REQUEST FOR WAIVER OF NONOBSERVANCE OF PERFORMANCE CRITERION

EXECUTIVE SUMMARY

Background: The three-year arrangement under the Extended Credit Facility (ECF) was approved on July 20, 2016 in an amount of SDR 83.55 million (75 percent of quota) for the Central African Republic (C.A.R.). The ECF arrangement supports the government's reform agenda to restore macroeconomic stability, boost economic growth and job creation, reduce poverty, and build resilience towards exiting fragility.

Context: Security conditions have deteriorated over the last two months despite efforts to reach out to all armed groups, slowing the recovery that took shape in the first 8 months of the year and triggering a rise in consumer prices. The central policy challenge remains to increase domestic revenue mobilization and create fiscal space to deliver social services and critical infrastructure projects.

Program performance: Program implementation has been satisfactory despite the challenging security situation. All quantitative performance criteria were met, with the exception of the criterion on non-accumulation of external payments arrears due to weak debt management capacity. The authorities are requesting a waiver for its non-observance and are implementing corrective actions, including a commitment to clear, before the end of the year, all external payments arrears accumulated in 2016, strengthening debt management procedures, and hiring more staff in the debt directorate. All structural benchmarks were met, albeit with some delays.

Staff supports completion of the first review under the ECF arrangement and the authorities' request for a waiver for the nonobservance of a performance criterion. Staff also recommends that the financing assurances review be completed.

Approved By
Michael Atingi Ego (AFR)
and Bob Traa (SPR)

A staff team consisting of Mr. Jahjah (head), Mr. Bessaha, Mr. Tarawalie, Mr. Stenzel and Ms Shi (all AFR) visited Bangui during October 28–November 4. The mission was assisted by Mr. Benon (resident representative). The mission met with President Touadéra, Finance and Budget Minister Dondra, Minister of Plan and International Cooperation Moloua, other ministers, members of Parliament, the national Director of BEAC, senior officials of the Ministry of Finance and BEAC, and representatives of the diplomatic community and the private sector. Representatives of the African Development Bank, and France participated in the meetings. The staff team coordinated closely with a World Bank mission, a TA mission from the AFRITAC and a TA mission from FAD.

CONTENTS

BACKGROUND, RECENT DEVELOPMENTS, AND OUTLOOK	4
PROGRAM PERFORMANCE	5
POLICY DISCUSSIONS	5
A. Outlook and Risks	5
B. Fiscal Outlook for 2016 and 2017	6
C. Improving Fiscal Management to Support Macroeconomic Stability	6
D. Increasing Financial Intermediation	11
E. Other Structural Reforms to Support Inclusive Growth	11
TECHNICAL ASSISTANCE AND THE CAPACITY BUILDING FRAMEWORK	12
PROGRAM MODALITIES AND FINANCING	12
STAFF APPRAISAL	13
FIGURE	
1. Macroeconomic Performance and Prospects, 2010–19	15
TABLES	
1. Selected Economic and Financial Indicators, 2012–21	16
2. Central Government Financial Operations, 2012–21, (CFAF billions)	17
3. Central Government Financial Operations, 2012–21	18
4. Monetary Survey, 2012–21	19

5. Balance of Payments, 2012–21	20
6a. Treasury Cash Management Plan, 2016	21
6b. Treasury Cash Management Plan, 2017	22
7. Disbursements of External Support, 2016–17	23
8. Indicators of Capacity to Repay the IMF, 2016–26	24
9. Financial Soundness Indicators, December 2010–June 2016	25
10. Schedule of Disbursements, 2016–19	26
11. Risk Assessment Matrix (RAM)	27

APPENDICES

I. Letter of Intent	28
Attachment I. Memorandum of Economic and Financial Policies for 2016–17 Update	30
Attachment II. 2016 Technical Memorandum of Understanding	45

BACKGROUND, RECENT DEVELOPMENTS, AND OUTLOOK

- 1. Despite efforts to reach out to all armed groups, security conditions have deteriorated over the last two months and remain volatile.** Attacks on civilians and government forces resulted in loss of lives, more internally displaced refugees, destruction of infrastructure, and reduced economic activity. Some of the risks identified in the July 2016 staff report, including deterioration of security conditions, limited administrative capacity, and delayed delivery of external financial assistance, have materialized, complicating implementation of the authorities' economic program. Despite these setbacks, the authorities are working with their development partners on a strategy to restore security and peace through the disarmament, demobilization, reintegration, and repatriation (DDRR) process and a comprehensive security sector reform (SSR) with the objective to integrate some ex-combatants, streamline the armed and police forces, and put together a new security model.
- 2. The deterioration in the security environment has taken a toll on economic activity, partially eroding the rebound observed during the first eight months of the year.** Through end-August, economic performance in export agriculture, small-scale processing, transportation and trade was stronger than anticipated and GDP growth was on track to exceed 5 percent. However, delayed implementation of the government's investment plan and renewed violence are weighing on the short term outlook, with GDP growth now projected at 4.5 percent in 2016. Prices of key staple goods have increased due to reduced supplies on account of the deteriorating security conditions, demand pressures from returning refugees and internally displaced people, and disruption in the transportation sector. Average annual inflation is now projected at 5.1 percent, against an earlier projection of 4.0 percent.
- 3. Fiscal performance through end-August 2016 exceeded expectations (MEFP, Table 3).** Higher domestic revenue (CFAF 1.3 billion above the target), lower primary current expenditure and domestically-financed capital spending explain this performance. Delays in the implementation of public investment reflected limited administrative capacity and delayed budget support disbursements. This resulted in a lower domestic primary deficit (0.3 percent of GDP against the projected 1.9 percent of GDP) and domestic government financing than programmed. Domestic payments arrears clearance exceeded projections, notably due to large pensions settlements. The domestic primary deficit envisaged for 2016 remains at 3.3 percent of GDP.
- 4. The 2016 current account deficit is lower than envisaged, at 9.2 percent of GDP, compared to a program projection of 10.1 percent of GDP.** The change reflects lower imports related to lower investment spending, slightly larger exports (forestry, cotton and coffee), and larger official transfer—related to CFAF 4 billion grants from regional countries in support of the DDRR efforts. Public external debt at end-August 2016 remains broadly unchanged compared to end-December 2015.

PROGRAM PERFORMANCE

5. **Program implementation has remained satisfactory despite the challenging circumstances.** All performance criteria have been met, except for the non-accumulation of external payments arrears which amounted to CFAF 1.5 billion for which the authorities are implementing corrective actions. The authorities explained that the lapse mainly reflected weaknesses in their debt management unit, including the inability to obtain some of the official creditors' bank account number despite several requests (MEFP ¶122).
6. **All structural benchmarks were met, albeit with some delays.** The benchmark related to the submission to parliament of a revised budget for 2016 was met on time. The three end-July 2016 structural benchmarks (adoption of ministerial decision to cease the creation of new government bank accounts, adoption of an inter-ministerial decision basing the price structure for domestic petroleum products on Platts international prices and assets disclosure by cabinet members) were completed by end-August 2016. The adoption of a ministerial decision identifying all government accounts and their contents was met with delay owing to the delayed finalization of the audit on commercial banks.

POLICY DISCUSSIONS

A. Outlook and Risks

7. **Growth is projected to gradually accelerate in 2017, albeit at a slower rate than anticipated at the time of the program discussions, owing to recent security developments.** Real GDP growth is forecast to rise to 5 percent in 2017, compared to 5.5 percent projected in July. This rebound is, however, subject to downside risks in a context of renewed violence and protracted negotiations with armed groups. Average inflation is projected to be contained at 4.5 percent in 2017, supported by increased supply in agriculture, and the impact of the recent decline in the prices of domestic petroleum products.
8. **The medium-term outlook assumes an improvement in security, an upturn in public investment and a rebound in agriculture and mining.** GDP growth is projected to average 5.5 percent in 2017–19, driven by the recovery of economic activities and stimulation of public and private investments in infrastructure (water and electricity) and social sectors. Assuming security improves in the remaining mining regions, this could lead to a suspension of the partial embargo, thus reviving diamond production. Annual inflation should decline to 3.5 percent by 2019, due to expected performance in subsistence farming and investment in road and transportation infrastructure. Current account deficit is projected to average 9.2 percent of GDP in the medium-term, reflecting large reconstruction-related imports.

9. **Risks to the outlook are tilted to the downside, stemming from domestic sources as well as the global and regional economic environment (Table 11).** On the domestic side, delays in agreeing and implementing the security reform will perpetuate a high level of insecurity, and a low investment and growth environment. Lack of political will and weak capacity to address the extremely low level of domestic resource mobilization may constrain the implementation of the government development strategy. On the external side, a weak regional and global environment could depress commodity prices (cotton, forestry, mining) and dampen investment in these sectors. Potential delay on delivery of external budget support and project grants could complicate program implementation.³

B. Fiscal Outlook for 2016 and 2017

10. **The revised 2016 budget adopted in September prioritizes measures to increase domestic revenue and set a domestic primary deficit consistent with the program.** Measures to strengthen tax and customs administration, including the adoption of a new price structure for oil products and improved valuation of timber exports, is projected to yield additional revenue of 0.2 percent of GDP. With lower-than-programmed domestically-funded capital spending and additional measures to contain current spending (**MEFP ¶15**), the domestic primary deficit target, the anchor of the fiscal program, remains set at 3.3 percent of GDP.

11. **The draft budget for 2017 is consistent with the program.** The fiscal strategy aims at a higher coverage of domestic primary spending by domestic resources and control of the wage bill while ramping up poverty-reducing spending. Accordingly, the 2017 budget will target a domestic revenue to GDP ratio of 8.7 percent and domestic primary spending and domestically-financed capital expenditure consistent with a lower domestic primary deficit target of 1.9 percent of GDP. Submission to the parliament of the draft budget 2017 consistent with the program target is a **prior action** for the first review (**MEFP ¶27**).

C. Improving Fiscal Management to Support Macroeconomic Stability

Enhancing revenue mobilization

12. **The authorities concurred with staff to take additional measures to meet the domestic revenue target for 2016, despite the shortfalls in September and October.** Preliminary September and October data recorded a revenue shortfall of about CFAF 2 billion, partly explained by the delays in implementation of the new price structure for domestic petroleum products⁴, the resumption of violence and delayed efforts to collect tax arrears, in

³ In the event that growth assumptions were to disappoint, Box 3 of the July 2016 ECF staff report presents some contingency measures that could be activated to keep the fiscal program on track.

⁴ The new price structure was implemented as of October 1, 2016 instead of September 1, 2016 at the request of importers who asked this extension to liquidate stocks imported a year earlier. Technical assistance will be needed to help the authorities put in place this policy and the social mechanism to protect the poor segment of the population.

particular from telecom companies. To recover this shortfall, improvements in security conditions are essential in addition to the following measures: (i) a drive towards collecting tax arrears, estimated at CFAF 3.4 billion; (ii) identifying new taxpayers through information exchange between the tax and customs department; (iii) securing customs clearance and transit procedures, and (iv) increasing the frequency of convoys from Douala to three per week (**MEFP**, ¶14).

13. **Looking forward, the 2017 draft budget targets a domestic revenue to GDP ratio of 8.7 percent (MEFP, ¶16).** New fiscal measures are projected to bring about CFA 5.5 billion in additional revenue, pertaining to tax and customs policy (CFAF 1.9 billion), improvements in tax and customs administration (CFAF 3 billion), and a rationalization of exemptions (CFAF 400 million). The authorities aim to achieve these objectives through: (i) a further revision of the tax code to ensure compliance with the CEMAC common tax regulations, especially those pertaining to VAT and excises; (ii) restriction of exemptions to only those provided for by law, a freeze on new tax exemptions from January, and publish all existing tax exemptions and their revenue impact by end-2017 (**a December 2017 structural benchmark**); and (iii) further improvements in customs and tax operations through the steady implementation of the medium-term action plan developed in March 2016 by the revenue departments. In line with the recommendations of a November 2016 IMF TA mission, an updated action plan will: (i) strengthen controls of exemptions to ensure that both the quality and quantity of exempted goods are aligned with those specified in the authorization, and that leakages are deterred and sanctioned; (ii) secure customs transit operations from the port of Douala to the destination customs office in Bangui; and (iii) improve compliance management, especially through systematic exchange of information between the tax and customs department and cross-checking of customs and tax returns.

14. **The authorities intend to review their tax policies with the support of IMF TA.** Reforms will be properly sequenced, taking into account revenue administration capacity and development needs. An IMF TA mission will review para fiscal taxes, indirect taxation (excises, VAT), the exemptions, and tax reforms in the diamond, telecommunications, and forestry sectors. Based on the outcome of the mission, consideration could be given to the following measures: (i) a revision of the excises and VAT legislation and identification of design improvements related notably to the tax base and rate structure that can be included in the revised 2017 budget/2018 budget law, (ii) a complete inventory of the para fiscal taxes and an action plan to reduce their number and control their utilization; and (iii) regular implementation of the new pricing mechanism to ensure a full pass through of international prices to domestic petroleum prices at the pump.

Improving public financial management

15. **Staff and the authorities concurred on the need to continue implementing a strict monthly cash flow management (MEFP, ¶19).** It has served the authorities well as an efficient tool to plan revenue flows, calibrate spending with a view to avoid accumulation of payments

arrears, and coordinate donor commitments. To monitor closely the cash situation for year-end, the authorities will shift from monthly to weekly treasury committee meetings, with the continued participation of the donor community. They will also make efforts to improve the execution of the convention with banks that collect revenue on behalf of the government and the timely transfer of para fiscal taxes collected by line ministries to the Treasury Single Account (TSA). The TSA is not yet fully functional as some local revenues are still not recorded. The authorities will review measures in place to prevent the creation of new government accounts in banks in accordance with the recent ministerial decision.

16. **The authorities reiterated the commitment to implement their public financial management reform agenda outlined in the July 2016 MEFP.** For the rest of 2016 and 2017, they will: improve their accounting framework and ensure better reporting of budget execution. They will accelerate the technical work needed to establish the treasury balances for 2010–14 while continuing to produce in a timely fashion the monthly treasury balances for the rest of 2016 and 2017. To achieve that objective, they will: (i) continue to maintain and remedy the shortcomings of the GESCO with assistance from development partners, while considering migrating to a new system; (ii) strictly adhere to the regulatory provisions on the use of exceptional payments procedures, which should not exceed 5 percent of non-wage and non-debt expenditure; and (iii) include the latter provision in the 2017 budget law. All these measures are crucial to improve the accounting framework and submit the budget law executions for 2015 and 2016 in 2017.

Implementation of the Government Strategy to clear Domestic Payments Arrears

17. **The resolution of domestic payments arrears is a key component of the program.** Domestic payments arrears accumulated vis-a-vis social institutions, private suppliers, commercial banks, and the BEAC amount to about 15 percent of GDP (Text Table 1):

- **Social payments arrears:** the government stepped up the clearance of wage and pension arrears accumulated in previous years and is committed to remain current on salaries and pensions. As at end-2016, the stock of domestic social payments is about 6.9 percent of GDP, some dating as far back as the early 90s. Their auditing (to start in January 2017) and validation (by end-April 2017) will allow the design of a clearance schedule that could start in July.
- **Commercial arrears:** are estimated to be 1.3 percent of GDP, excluding the arrears accumulated in 2015 and 2016 which are being reviewed. It is expected that an audit will be conducted by January 2017 and the outcome validated in April 2017.
- **Commercial bank arrears** have been recently reviewed by an external consultant, estimated to be 2.4 percent of GDP. The next phase is to validate the arrears in consultation with commercial banks. Once the validation process is completed, preferably before end-2016, the government intends to settle the arrears through securitization in the form of marketable treasury bills, bearing market interest rates,

in the second quarter of 2017. The operation should have a positive fiscal impact through a reduction in interest payments to banks. It would also allow banks to rebalance their balance sheets.

- **BEAC payments arrears.** The April 2016 agreement consolidates all audited liabilities and unpaid loans to CFAF 55.9 billion (5.3 percent of GDP) (this amount excludes exceptional and statutory advances of CFAF 22.5 billion). The agreement calls for postponement of the repayments to March 2018. A convention was signed with the government in April on a clearance plan.

An overall plan of settlement is to be adopted at the latest in June 2017 (**structural benchmark**).

Address the Accumulation of External Payment Arrears

18. **The authorities committed to clear, in 2016, all the external payment arrears accumulated through August 2016 and prevent accumulation of external arrears in the future.** To ensure a better monitoring of the arrears and their settlement, the authorities will produce by end-2016, and subsequently update on a quarterly basis, a list of all domestic and external payments arrears by types and creditors (Text Table 1). The authorities plan to have new hiring and training to strengthen the debt management division which is responsible for providing quarterly report on debt services. In addition, the authorities will increase the fiscal cash buffer to 1.4 percent of GDP by end of 2016 to cushion against delays in donor funding and limit the risks of arrears accumulation.

Text Table 1. Central African Republic: Stock of Domestic and External Arrears

(Billions of CFAF)

Type of Creditor	Aug-16.	Dec-16 proj.	Mar-17 proj.	Jun-17 proj.	Sep-17 proj.	Dec-17 proj.	Mar-18 proj.	Jun-18 proj.	Sep-18 proj.	Dec-18 proj.
Domestic										
Total	176.4	173.9	171.9	169.9	167.9	166.4				156.3
BEAC ¹	55.9	55.9	55.9	55.9	55.9	55.9				52.9
Commercial Banks ²	25.6	25.6	25.6	25.6	25.6	25.6				25.6
Private Suppliers ²	14.0	14.0	14.0	14.0	14.0	14.0				14.0
Social Payments ²	72.3	69.8	67.8	66.8	64.8	63.8				56.8
Cross Debt and Other	8.6	8.6	8.6	7.6	7.6	7.1				7.0
External										
Total	159.9	158.4				158.4				158.4
Bilateral Debt ³	153.7	152.2				152.2				152.2
Multilateral Debt ⁴	6.2	6.2				6.2				6.2

Source: C.A.R. authorities.

¹ The April 2016 agreement consolidates all audited liabilities and unpaid loans (excluding exceptional and statutory advances which amount to CFAF 22.5 billion). The agreement calls for postponement of the repayments to March 2018.

² Estimate. Audit and validation expected in early 2017. Arrears to private suppliers exclude arrears in 2015 and 2016 which are being reviewed.

³ The authorities are negotiating to resolve these arrears, many of which are pre-HIPC. Under the Paris Club agreement.

⁴ C.A.R. has committed to negotiate the Non-Paris Club debt under the same conditions granted by the Paris Club.

⁴ Mainly overdue contributions to international organizations.

19. **Staff and the authorities concurred on the need to strengthen external debt management.** The July 2016 Debt Sustainability Analysis (DSA) puts C.A.R. at high risk of debt distress. The current rating reflects the collapse in GDP, tax revenues and exports. In view of the high risk of debt distress, the government shares staff's view that C.A.R. should rely on grant financing, and limit highly concessional financing for critical projects for which grants could not be secured and project profitability is assured (Text Table 2). At end-September 2016, C.A.R. owes close to US\$94 million of pre-HIPC Initiative arrears to Argentina, Equatorial Guinea, Iraq, Libya, and Montenegro. C.A.R. also has arrears to the French export guarantee institute, COFACE. All official creditors have consented to IMF financing in the context of a new ECF arrangement notwithstanding these arrears. C.A.R. arrears to the Saudi Development Fund amount to US\$1.26 million, which arose during the emergency period. The government has contacted the authorities of Saudi Arabia to inform them of their intention to resolve these arrears. C.A.R. has accumulated post-HIPC payments arrears to China and India in 2016 and will clear them before year-end. CAR is also in arrears to two French private entities, and is continuing to make good faith efforts to finalize/and reach a collaborative agreement with them.

Text Table 2. Central African Republic: Summary Table of Projected External Borrowing Program, 2016

PPG external debt	Volume of new debt in 2016		PV of new debt in 2016 (program purposes)		PV of new debt in 2016 (including negative GEs)	
	USD million	Percent	USD million	Percent	USD million	Percent
By sources of debt financing	10.3	100	5.2	100	5.2	100
Concessional debt, of which	10.3	100	5.2	100	5.2	100
Multilateral debt	10.3	100	5.2	100	5.2	100
Bilateral debt	0.0	0	0.0	0	0.0	0
Other	0.0	0	0.0	0	0.0	0
Non-concessional debt, of which	0.0	0	0.0	0	0.0	0
Semi-concessional	0.0	0	0.0	0	0.0	0
Commercial terms	0.0	0	0.0	0	0.0	0
By Creditor Type	10.3	100	5.2	100	5.2	100
Multilateral	10.3	100	5.2	100	5.2	100
Bilateral - Paris Club	0.0	0	0.0	0	0.0	0
Bilateral - Non-Paris Club	0.0	0	0.0	0	0.0	0
Other	0.0	0	0.0	0	0.0	0
Uses of debt financing	10.3	100	5.2	100	5.2	100
Infrastructure	10.3	100	5.2	100	5.2	100
Social Spending	0.0	0	0.0	0	0.0	0
Budget Financing	0.0	0	0.0	0	0.0	0
Other	0.0	0.0	0.0	0.0	0.0	0.0
Memo Items						
Indicative projections						
Year 2	10.3		5.2		5.2	
Year 3	0.0		0.0		0.0	

D. Increasing Financial Intermediation

20. **Staff and the authorities agreed on the importance of increasing financial intermediation to better support economic growth (MEFP, ¶24).** Provision of better services by commercial banks and loan repayment by borrowers will be key in achieving this goal. The June 2015 seminar on improving bank services has led the National Credit Council to establish a work plan to that effect. In line with this work plan, the authorities are working on a set of measures to strengthen the judicial system to help settle disputes between banks and their borrowing customers and improve risk management and lending practices. They are also implementing the action plan to set up commercial and land registries; taking steps to authorize more banks to conduct mobile banking and training seminars to educate banks and the public on provision of financial services; and are also focusing on measures to monitor risk management and lending practices to address prudential risks. In addition, the authorities are exploring options to enable the agricultural sector to access bank financing, including the feasibility of an agricultural bank with the support of technical and financial partners.

E. Other Structural Reforms to Support Inclusive Growth

21. **The authorities concurred to undertake structural and institutional reforms to promote the development of the private sector.** These reforms will focus on modernizing and updating the legal framework in key economic sectors with a view to improve the business climate. In this context, the government intends to implement the Joint Business Improvement Framework (CMAA) to promote and enhance the government-private sector dialogue. They are preparing two laws to revitalize telecommunications activities. They will also update the investment charter, the mining code, the telecommunications code and the regulations in the forestry sector. A one-stop shop will be established to facilitate administrative procedures for investors.

22. **The authorities view the implementation of their social policy under their Recovery and Peacebuilding Plan for the Central African Republic (RCPCA) as critical for building national cohesion and strengthening security (MEFP, ¶19).** The goals of the RCPCA are to rehabilitate refugees, foster local community development, restructure public administration, improve access to basic amenities, and reform education and health systems. The RCPCA, that meets the Fund's requirements under the new policy for poverty reduction strategies, has been submitted to management by the authorities as their economic development document (EDD). The government's strategy appropriately focuses on consolidating peace and reconciliation as a prerequisite for an economic rebound that will help combat poverty and enhance the state's capacity to provide basic social services. A key focus of the plan is to expand access to and the quality of social services by constructing health care centers, water and sanitation infrastructure, and schools. Training and recruitment programs for teachers and health workers will be launched. Targeted support to the most vulnerable, including women, small farmers and herders, and youth, should gradually improve their living conditions.

23. **The authorities recognize the need to and are committed to strengthen governance and transparency in the use of public resources.** A team is working on a plan to bring the asset disclosure regime in line with best practices, reform the legal framework to fight corruption and establish an independent anti-corruption agency. This plan is expected to be completed by the end of the third quarter of 2017.

TECHNICAL ASSISTANCE AND THE CAPACITY BUILDING FRAMEWORK

24. **Staff and the authorities concurred on the urgent need for capacity building.** The authorities welcomed the opportunity to be included in the IMF's Capacity Building Framework (CBF) pilot project in 2017. Within this CBF, their priorities will focus on domestic revenue collection, PFM, public debt management, macroeconomic statistics, civil service reform and macro fiscal capacity. The outcome is to strengthen the institutional framework in place that coordinates TA and training with a view to increasing revenue, enhancing spending efficiency, restoring budget discipline, strengthening debt management and creating a core macro fiscal capacity. Additional TA will be provided by the IMF in the coming months on tax policy, revenue administration, PFM, national accounts data compilation, and external trade data.

PROGRAM MODALITIES AND FINANCING

25. **From 2017 onwards, the program will be monitored semi-annually.** Performance criteria for end-December 2016 remain unchanged. Indicative targets for end-September 2017, and PCs for end-June 2017 and end-December 2017 are proposed (MEFP, Table 2). They reflect the revised macroeconomic framework and the draft 2017 budget. The submission to parliament of the 2017 budget consistent with the program fiscal anchor, the domestic primary deficit set at 1.9 percent of GDP, is a **prior action** to the first ECF review (MEFP, Table 3).

26. **Additional structural benchmarks for 2017 will be adopted (MEFP, Table 3).** They include: (i) the renegotiation of the convention with banks (end-June 2017); (ii) the launching of the audits of the social debt, supplier debt and cross debts (end-February 2017); (iii) restriction of exemptions solely on those provided by the law and a freeze on new tax exemptions (as part of the 2017 budget); (iv) the publication of all existing exemptions (ongoing); (v) a complete inventory of the para fiscal taxes and an action plan to ensure their timely transfer to the TSA (end-September 2017); and (vi) the production of the revenue and expenditure account for 2016 (end-September 2017).

27. **The authorities request a waiver for the non-observance of a performance criterion on the non-accumulation of external payments arrears (Letter of Intent, and MEFP ¶22).** The request is based on corrective actions taken, including a commitment to clear all the arrears accumulated in 2016 before year-end, strengthening debt management procedures to avoid accumulation of payments arrears in the future, and building a cash buffer of CFAF 15 billion

(1.4 percent of GDP) to ensure timely external debt services in case of delayed budget support disbursements.

28. **The program is fully financed for 2016 and 2017.** Disbursements from the World Bank (CFAF 11.7 billion), the African Development Bank (CFAF 5.9 billion), and the European Union (CFAF 3.7 billion) are expected before end December 2016. Donors confirmed their budget support at the Brussels's conference on CAR. For 2017, Table 7 summarizes commitments by donors, which, combined with the disbursements of second and third review of the ECF supported program, will close the financing gap. Pledges from key donors are consistent with the medium-term public investment program and the prospects for financing assurances in 2018 also look promising.

30. **C.A.R.'s capacity to repay the Fund is adequate.** The expiration of the grace period on previous IMF arrangements has triggered significant amortization payments since 2015 which will continue through 2019. Projected payments for 2017 and 2018 amounts to SDR 12.2 million and 10.3 million, respectively. To safeguard repayments to the Fund, the authorities are making regular deposits at the BEAC to ensure they have enough resources to meet their obligations to the Fund when due. Support from development partners, together with the recent agreement on arrears with the BEAC, and the careful treasury management should contribute to meeting financing needs and timely debt service payments, including to the Fund (Table 8).

29. **Safeguards Assessment.** The BEAC remains subject to close IMF monitoring of safeguards "rolling measures" in the context of new program requests and reviews for the CEMAC countries. Consistent with this approach, the April 2016 safeguards monitoring visit found that the priority recommendations on legal reform to be completed by early 2017 and transition to International Financial Reporting Standards (IFRS) remained outstanding. Staff remains engaged with the BEAC to advance these reforms within the agreed timelines. Satisfactory progress is needed for continued IMF financial engagement with the CEMAC member countries.

STAFF APPRAISAL

30. **Economic recovery is underway but remains fragile.** The return to democratic institutions and political stability since the new government assumed office in April 2016 should support economic recovery. Resurgence of violence in June and in October has weakened the growth prospects for 2016, growth is projected to gradually pick up over the medium term supported by the ongoing peace efforts underway, appropriate macroeconomic and structural policies, and continued assistance from development partners. However, this favorable outcome is subject to downside risks as it is predicated on the authorities' ability to sustain peace and security and continue their efforts towards lifting the remaining embargo on diamond exports.

31. **The authorities' commitment to the program's objectives has been strong.** All end-August quantitative and indicative targets were met, with the exception of non-accumulation of external payments, and structural reforms have been implemented, albeit

with some delays. The program performance has been satisfactory and staff welcome the authorities' continuous efforts to achieve the program's objectives.

32. **While more sustained efforts are needed, the authorities are taking steps to ensure that the country's domestic revenue potential is achieved.** The recent stepping up of IMF technical assistance on tax policy, revenue administration and tax and customs exemptions, combined with strong political will and steadfast implementation, will bear fruits in the medium term. Equally important is the implementation of the action plans of PFM to enhance expenditure management developed with assistance from the development partners and the Fund. Staff urges the authorities to continue implementing these reforms to contain the domestic primary deficit, free resources to ramp up priority spending such as health, education, security, and public investment that are essential for engineering inclusive growth and maintaining political stability.

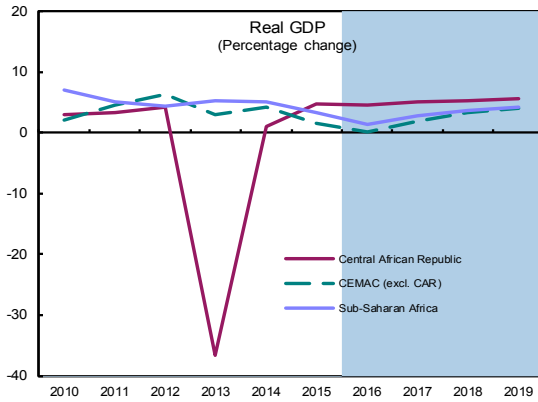
33. **Substantial amounts of external support in the form of project grants are needed from the international community.** The financing needs to rebuild the infrastructure and meet basic social needs are significant, as highlighted by the recent government's RPCP which was submitted to the Brussels donors conference. Most importantly, considering the current high risk of debt distress facing the country, staff recommends that this financing comes primarily in the form of grants. Staff also urge donors to disburse budget support on time, as the failure to do so complicates the country's treasury situation and the implementation of the program.

34. **Scaling up technical support in capacity building can help the authorities sustain recovery in the medium and long term.** Sustaining long-lasting peace and meeting the development needs would be difficult without more devoted efforts and resources from the international community, in the form of technical assistance and training to build much-needed capacity. This would be key to strengthen institutions, improve governance, encourage private sector development, and attract foreign direct investment. Staff encourages the authorities to strengthen their institutional framework to better coordinate such assistance, and welcomes the authorities' commitment to the pilot CBF initiative. The return of a resident representative in Bangui and the lifting of mission suspension will support program implementation and capacity building.

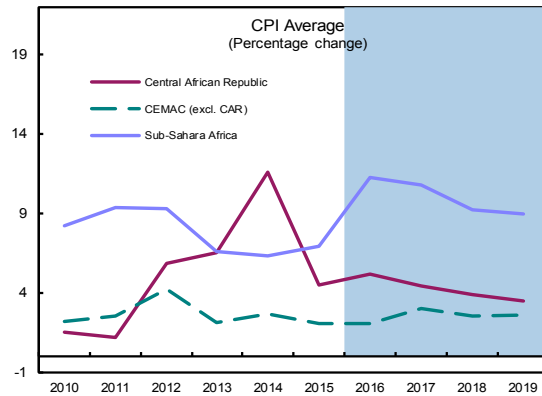
35. **Staff recommends completion of the first program review based on C.A.R.'s performance under the program and the strength of the authorities' policy commitments.** Staff also supports the authorities' request for a waiver for non-observance of non-accumulation of new external arrears for the first review, based on the corrective actions described in paragraph 129. The economic program remains appropriate, considering the challenging security environment and capacity constraints of the authorities. **Staff also recommends that the financing assurances review be completed.**

Figure 1. Central African Republic: Macroeconomic Performance and Prospects, 2010-19

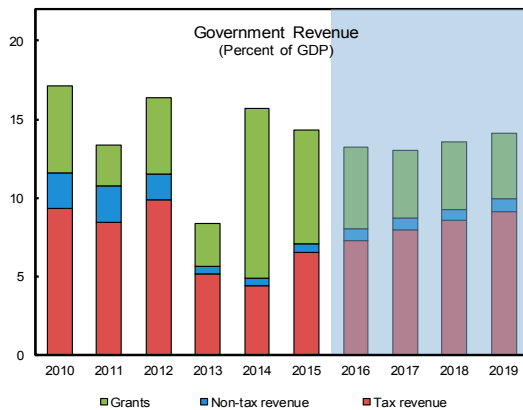
Growth is expected to recover progressively after the sharp output loss from the 2013 crisis...



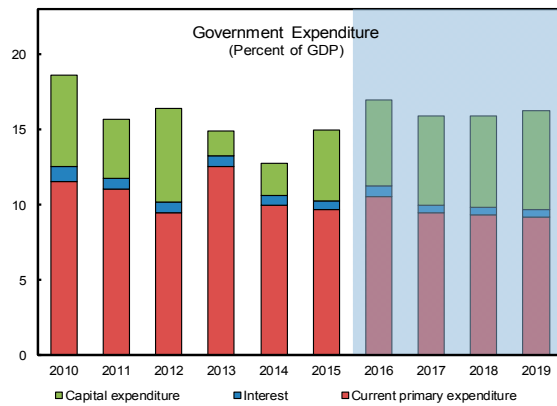
...and inflationary pressures will subside as food supplies improve.



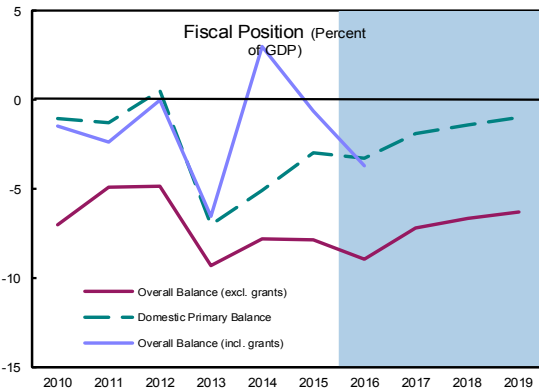
Domestic revenue is not projected to return to the pre-crisis levels in the near future...



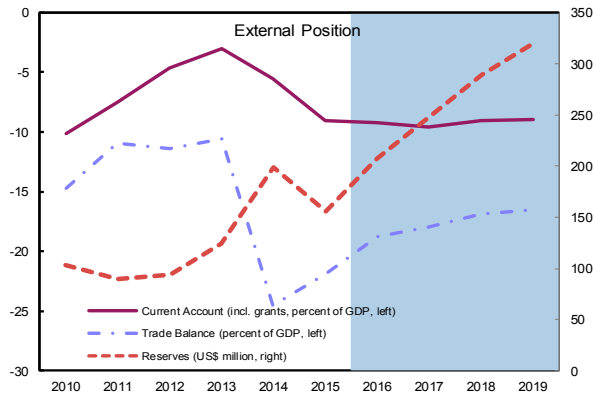
...but current expenditures are expected to come down, creating space for higher domestically-financed capital spending.



The domestic primary balance is expected to improve...



...but the external current account deficit is widening in part to accommodate higher investment-related imports.



Sources: C.A.R. authorities; and IMF staff estimates and projections.

Table 1. Central African Republic: Selected Economic and Financial Indicators, 2012–21

	2012	2013	2014	2015	2016		2017	2018	2019	2020	2021
			Est.	Prel.	Program	Proj.			Proj.		
(Annual percentage change; unless otherwise indicated)											
National income and prices											
GDP at constant prices	4.1	-36.7	1.0	4.8	5.2	4.5	5.0	5.3	5.5	5.8	5.9
GDP at current prices	6.9	-32.3	12.2	11.3	11.3	11.7	11.5	11.3	11.0	10.8	9.4
GDP deflator	2.7	7.0	11.1	6.2	5.8	6.9	6.2	5.7	5.2	4.7	3.3
CPI (annual average)	5.9	6.6	11.6	4.5	4.0	5.1	4.5	3.9	3.5	3.0	3.0
CPI (end-of-period)	5.9	5.9	9.7	4.8	4.0	5.9	3.7	4.2	3.0	3.0	3.0
Money and credit											
Broad money	1.6	5.6	14.6	5.3	11.8	12.2	13.3	11.3	11.1	10.8	9.4
Credit to the economy	30.2	-16.3	4.0	-0.2	10.3	7.6	11.2	11.0	10.8	10.6	9.2
External sector											
Export volume of goods	11.3	-50.8	-28.1	4.9	32.4	33.7	21.4	7.3	21.7	8.8	21.5
Import volume of goods	22.1	-29.6	77.5	21.0	12.6	9.2	3.9	6.2	12.8	1.2	7.2
Terms of trade	2.8	19.4	8.2	29.0	5.8	5.7	-7.6	0.7	-2.5	0.6	0.2
(Percent of GDP; unless otherwise indicated)											
Gross national savings	10.4	5.7	4.6	4.9	6.7	7.1	7.5	8.8	10.0	12.3	14.4
<i>Of which:</i> current official transfers	1.0	1.3	8.7	3.3	0.5	0.9	0.0	0.0	0.0	0.0	0.0
Gross domestic savings	3.6	-1.9	-14.3	-8.0	-2.5	-2.5	-0.8	0.9	2.4	5.2	7.6
Government	1.4	-7.3	-5.3	-2.8	-2.4	-2.9	-1.0	-0.4	0.5	1.2	2.2
Private sector	2.2	5.4	-9.0	-5.2	-0.1	0.4	0.2	1.3	1.9	3.9	5.4
Consumption	96.4	101.9	114.3	108.0	102.5	102.5	100.8	99.1	97.6	94.8	92.4
Government	7.4	10.2	8.2	7.7	7.5	7.9	7.0	7.0	6.8	7.4	7.4
Private sector	89.0	91.6	106.1	100.4	95.0	94.6	93.8	92.1	90.8	87.5	85.1
Gross investment	15.0	8.7	10.2	13.9	16.9	16.3	17.2	17.8	18.9	19.8	21.0
Government	6.2	1.7	2.1	4.7	6.2	5.7	6.0	6.1	6.6	6.9	7.4
Private sector	8.8	7.0	8.1	9.3	10.6	10.6	11.2	11.7	12.3	12.9	13.6
External current account balance	-4.6	-3.0	-5.6	-9.0	-10.1	-9.2	-9.6	-9.1	-9.0	-7.5	-6.5
Overall balance of payments	3.0	2.8	-2.6	-2.2	-4.4	-4.4	-2.2	-2.0	-2.1	-1.0	-0.6
Central government finance											
Total revenue (including grants)	16.4	8.4	15.7	14.3	13.0	13.2	13.0	13.6	14.1	15.3	16.3
<i>of which:</i> domestic revenue	11.5	5.6	4.9	7.1	8.1	8.0	8.7	9.3	9.9	11.5	12.4
Total expenditure ¹	16.4	14.9	12.7	14.9	17.1	16.9	15.9	15.9	16.2	17.3	17.5
<i>of which:</i> capital spending	6.2	1.7	2.1	4.7	6.2	5.7	6.0	6.1	6.6	6.9	7.4
Overall balance											
Excluding grants	-4.9	-9.3	-7.8	-7.8	-9.0	-8.9	-7.2	-6.6	-6.3	-5.9	-5.2
Including grants	0.0	-6.5	3.0	-0.6	-4.1	-3.7	-2.9	-2.4	-2.2	-2.0	-1.3
Domestic primary balance ²	0.5	-7.0	-5.1	-3.0	-3.3	-3.3	-1.9	-1.4	-1.0	-0.6	-0.1
Public sector debt	23.5	38.5	51.1	48.5	47.2	46.6	40.6	35.2	30.8	27.4	24.5
<i>Of which:</i> domestic debt ³	13.8	24.0	36.3	34.0	30.3	29.8	25.7	22.1	18.6	15.9	13.4
Gross official foreign reserves											
(US\$ millions, end-of-period)	175.6	205.8	258.7	199.4	207.6	207.5	248.3	288.5	319.0	363.9	406.2
(months of imports, f.o.b.)	5.6	3.7	5.1	4.2	4.0	4.0	4.5	4.7	5.0	5.2	5.5
Nominal GDP (CFAF billions)	1108	750	842	937	1042	1046	1167	1299	1442	1598	1748

Sources: C.A.R. authorities; and IMF staff estimates and projections.

¹ Expenditure is on a cash basis in 2014 and 2015 in the context of the Rapid Credit Facility.² Excludes grants, interest payments, and externally-financed capital expenditure.³ Comprises government debt to BEAC, commercial banks and government arrears.

Table 2. Central African Republic: Central Government Financial Operations, 2012–21
(CFAF billions)

	2012	2013	2014	2015	2016		2017	2018	2019	2020	2021
			Est.	Prel.	Program	Proj.					
Revenue	181.3	62.9	132.2	134.1	135.4	138.6	152.0	176.0	203.1	244.8	284.1
Domestic revenue	127.3	42.2	41.3	66.5	84.7	83.9	102.0	120.6	143.1	183.0	216.3
Tax revenue	109.3	38.8	37.1	60.9	76.8	76.0	93.2	110.9	131.3	170.4	202.5
Taxes on profits and property	21.1	7.0	8.1	13.1	15.2	15.2	18.5	21.8	27.9	37.6	50.6
Taxes on goods and services	88.2	31.8	29.0	47.8	61.6	60.8	74.7	89.0	103.4	132.8	152.0
<i>Of which: international trade</i>	30.5	8.5	9.2	15.3	19.9	19.9	24.7	29.6	32.6	44.1	49.5
Non-tax revenue	18.0	3.4	4.2	5.6	7.9	7.9	8.8	9.7	11.8	12.6	13.8
Grants	54.0	20.7	90.9	67.6	50.7	54.7	50.0	55.4	60.0	61.8	67.8
Program	11.0	9.7	73.6	31.0	5.2	9.2	0.0	0.0	0.0	0.0	0.0
Project	42.9	11.0	17.3	36.6	45.5	45.5	50.0	55.4	60.0	61.8	67.8
Expenditure ¹	181.3	111.9	107.3	140.0	178.4	177.3	185.7	206.7	234.1	277.1	306.6
Primary Spending	121.8	94.9	84.4	94.2	119.4	118.3	123.9	139.2	157.2	192.0	218.0
Current primary expenditure	105.1	94.3	83.6	90.9	106.2	110.3	110.2	121.4	132.3	159.5	174.5
Wages and salaries	50.8	53.7	54.9	56.4	55.6	55.6	57.9	64.2	64.2	71.0	77.8
Transfers and subsidies	23.1	17.5	14.5	19.0	27.5	27.6	28.2	30.4	33.8	41.9	45.9
Goods and services	31.2	23.1	14.2	15.5	23.0	27.1	24.1	26.8	34.3	46.6	50.9
Interest due	8.0	5.0	5.5	5.4	7.6	7.6	5.8	6.1	6.8	7.3	3.3
External	1.4	2.6	3.2	3.2	3.6	3.6	2.0	2.3	3.2	3.8	0.1
Domestic	6.6	2.4	2.3	2.2	4.0	4.0	3.8	3.7	3.6	3.5	3.2
Capital expenditure	68.2	12.7	18.1	43.7	64.7	59.4	69.7	79.2	95.0	110.3	128.8
Domestically financed	16.7	0.6	0.8	3.3	13.2	8.0	13.7	17.8	24.9	32.5	43.5
Externally financed	51.4	12.1	17.3	40.4	51.5	51.5	56.0	61.4	70.1	77.8	85.2
Overall balance											
Excluding grants	-54.0	-69.7	-65.9	-73.5	-93.7	-93.4	-83.8	-86.1	-91.1	-94.1	-90.2
<i>Of which: domestic primary balance</i> ²	5.5	-52.7	-43.1	-27.7	-34.7	-34.4	-21.9	-18.6	-14.1	-9.0	-1.7
Including grants	0.0	-49.0	25.0	-5.9	-43.0	-38.7	-33.8	-30.7	-31.1	-32.3	-22.5
Net change in arrears ((-) = reduction)	-5.4	17.4	-13.9	-10.1	-5.6	-9.8	-7.5	-10.1	-17.7	-15.3	-19.9
Domestic	-4.0	17.4	-12.1	-10.1	-5.6	-9.8	-7.5	-10.1	-17.7	-15.3	-19.9
External	-1.4	0.0	-1.8	0.0	0.0	0.0	0.0	0.0	0.0	0.0	0.0
Errors and omissions	0.4	1.2	-15.3	-12.9	0.0	0.0	0.0	0.0	0.0	0.0	0.0
Overall balance, cash basis	-5.0	-30.4	-4.2	-28.9	-48.6	-48.6	-41.3	-40.7	-48.8	-47.6	-42.4
Identified financing	5.0	30.4	4.2	29.1	-1.4	-1.5	-6.7	-6.2	3.7	9.4	10.9
External, net	0.4	20.5	0.9	6.1	-4.5	-4.5	-2.4	-2.5	3.7	9.4	10.9
Project loans	8.5	1.1	0.0	3.8	6.0	6.0	6.0	6.0	10.1	16.0	17.5
Program loans	0.0	25.0	0.0	0.0	0.0	0.0	0.0	0.0	0.0	0.0	0.0
Amortization due	-8.1	-5.6	-5.8	-6.8	-10.5	-10.5	-8.4	-8.5	-6.4	-6.5	-6.6
Exceptional financing	0.0	0.0	6.7	9.1	0.0	0.0	0.0	0.0	0.0	0.0	0.0
Domestic, net	4.6	9.9	3.3	23.0	3.1	3.0	-4.3	-3.7	0.0	0.0	0.0
Banking system	-3.6	8.8	3.3	23.0	3.1	3.0	-5.3	-4.7	0.0	0.0	0.0
BEAC	2.1	4.5	-6.6	17.3	1.0	0.9	-9.3	-18.7	-17.2	-16.9	-13.9
<i>of which: Counterpart to IMF resources (BEAC)</i>	11.7	1.1	3.6	4.3	-11.3	9.0	7.9	7.6	-5.9	-14.6	-11.7
Commercial banks	-5.7	4.3	10.0	5.6	2.1	2.1	4.0	14.0	17.2	16.9	13.9
Nonbank ³	8.2	1.2	0.0	0.0	0.0	0.0	1.0	1.0	0.0	0.0	0.0
Residual financing need	0.0	0.0	0.0	-0.1	50.0	50.1	48.0	47.0	45.0	38.1	31.4
From the donors					30.1	29.7	28.7	27.7	35.4		
From IMF					19.9	20.4	19.3	19.3	9.7		
<i>Memorandum items:</i>											
Total government debt	260.5	289.1	430.6	454.3	492.3	488.0	473.8	457.5	443.5	437.7	428.7
Government domestic debt ⁴	152.7	179.9	305.4	318.8	316.3	312.0	300.2	286.4	268.7	253.4	233.5
Nominal GDP	1108	750	842	937	1042	1046	1167	1299	1442	1598	1748

Sources: C.A.R. authorities; and IMF staff estimates and projections.

¹ Expenditure is on a cash basis, except for interest, which is recorded on a due basis.

² Excludes grants, interest payments, and externally-financed capital expenditure.

³ Includes repayments to CEMAC commercial banks and domestic suppliers for oil subsidies.

⁴ Including arrears.

Table 3. Central African Republic: Central Government Financial Operations, 2012–21

	2012	2013	2014	2015	2016		2017	2018	2019	2020	2021
			Est.	Prel.	Program	Proj.			Proj.		
	(In percent of GDP)										
Revenue	16.4	8.4	15.7	14.3	13.0	13.2	13.0	13.6	14.1	15.3	16.3
Domestic revenue	11.5	5.6	4.9	7.1	8.1	8.0	8.7	9.3	9.9	11.5	12.4
Tax revenue	9.9	5.2	4.4	6.5	7.4	7.3	8.0	8.5	9.1	10.7	11.6
Taxes on profits and property	1.9	0.9	1.0	1.4	1.5	1.5	1.6	1.7	1.9	2.4	2.9
Taxes on goods and services	8.0	4.2	3.4	5.1	5.9	5.8	6.4	6.9	7.2	8.3	8.7
Of which: international trade	2.8	1.1	1.1	1.6	1.9	1.9	2.1	2.3	2.3	2.8	2.8
Non-tax revenue	1.6	0.5	0.5	0.6	0.8	0.8	0.8	0.7	0.8	0.8	0.8
Grants	4.9	2.8	10.8	7.2	4.9	5.2	4.3	4.3	4.2	3.9	3.9
Program	1.0	1.3	8.7	3.3	0.5	0.9	0.0	0.0	0.0	0.0	0.0
Project	3.9	1.5	2.1	3.9	4.4	4.3	4.3	4.3	4.2	3.9	3.9
Expenditure ¹	16.4	14.9	12.7	14.9	17.1	16.9	15.9	15.9	16.2	17.3	17.5
Primary Spending	11.0	12.6	10.0	10.1	11.5	11.3	10.6	10.7	10.9	12.0	12.5
Current primary expenditure	9.5	12.6	9.9	9.7	10.2	10.5	9.4	9.4	9.2	10.0	10.0
Wages and salaries	4.6	7.2	6.5	6.0	5.3	5.3	5.0	4.9	4.4	4.4	4.4
Transfers and subsidies	2.1	2.3	1.7	2.0	2.6	2.6	2.4	2.3	2.3	2.6	2.6
Goods and services	2.8	3.1	1.7	1.7	2.2	2.6	2.1	2.1	2.4	2.9	2.9
Interest due	0.7	0.7	0.7	0.6	0.7	0.7	0.5	0.5	0.5	0.5	0.2
External	0.1	0.3	0.4	0.3	0.3	0.3	0.2	0.2	0.2	0.2	0.0
Domestic	0.6	0.3	0.3	0.2	0.4	0.4	0.3	0.3	0.2	0.2	0.2
Capital expenditure	6.2	1.7	2.1	4.7	6.2	5.7	6.0	6.1	6.6	6.9	7.4
Domestically financed	1.5	0.1	0.1	0.4	1.3	0.8	1.2	1.4	1.7	2.0	2.5
Externally financed	4.6	1.6	2.1	4.3	4.9	4.9	4.8	4.7	4.9	4.9	4.9
Overall balance											
Excluding grants	-4.9	-9.3	-7.8	-7.8	-9.0	-8.9	-7.2	-6.6	-6.3	-5.9	-5.2
Of which: domestic primary balance ²	0.5	-7.0	-5.1	-3.0	-3.3	-3.3	-1.9	-1.4	-1.0	-0.6	-0.1
Including grants	0.0	-6.5	3.0	-0.6	-4.1	-3.7	-2.9	-2.4	-2.2	-2.0	-1.3
Net change in arrears (-) = reduction)	-0.5	2.3	-1.7	-1.1	-0.5	-0.9	-0.6	-0.8	-1.2	-1.0	-1.1
Domestic	-0.4	2.3	-1.4	-1.1	-0.5	-0.9	-0.6	-0.8	-1.2	-1.0	-1.1
External	-0.1	0.0	-0.2	0.0	0.0	0.0	0.0	0.0	0.0	0.0	0.0
Errors and omissions	0.0	0.2	-1.8	-1.4	0.0	0.0	0.0	0.0	0.0	0.0	0.0
Overall balance, cash basis	-0.5	-4.1	-0.5	-3.1	-4.7	-4.6	-3.5	-3.1	-3.4	-3.0	-2.4
Identified financing	0.5	4.1	0.5	3.1	-0.1	-0.1	-0.6	-0.5	0.3	0.6	0.6
External, net	0.0	2.7	0.1	0.7	-0.4	-0.4	-0.2	-0.2	0.3	0.6	0.6
Project loans	0.8	0.1	0.0	0.4	0.6	0.6	0.5	0.5	0.7	1.0	1.0
Program loans	0.0	3.3	0.0	0.0	0.0	0.0	0.0	0.0	0.0	0.0	0.0
Amortization due	-0.7	-0.7	-0.7	-0.7	-1.0	-1.0	-0.7	-0.7	-0.4	-0.4	-0.4
Exceptional financing	0.0	0.0	0.8	1.0	0.0	0.0	0.0	0.0	0.0	0.0	0.0
Domestic, net	0.4	1.3	0.4	2.5	0.3	0.3	-0.4	-0.3	0.0	0.0	0.0
Banking system	-0.3	1.2	0.4	2.5	0.3	0.3	-0.5	-0.4	0.0	0.0	0.0
BEAC	0.2	0.6	-0.8	1.8	0.1	0.1	-0.8	-1.4	-1.2	-1.1	-0.8
of which: Counterpart to IMF resources (BEAC)	1.1	0.1	0.4	0.5	-1.1	0.9	0.7	0.6	-0.4	-0.9	-0.7
Commercial banks	-0.5	0.6	1.2	0.6	0.2	0.2	0.3	1.1	1.2	1.1	0.8
Nonbank ³	0.7	0.2	0.0	0.0	0.0	0.0	0.1	0.1	0.0	0.0	0.0
Residual financing need	0.0	0.0	0.0	0.0	4.8	4.8	4.1	3.6	3.1	2.4	1.8
From the donors					2.9	2.8	2.5				
From IMF					1.9	1.9	1.7	1.5	0.7		
<i>Memorandum items:</i>											
Total government debt	23.5	38.5	51.1	48.5	47.2	46.6	40.6	35.2	30.8	27.4	24.5
Government domestic debt ⁴	13.8	24.0	36.3	34.0	30.3	29.8	25.7	22.1	18.6	15.9	13.4

Sources: C.A.R. authorities; and IMF staff estimates and projections.

¹ Expenditure is on a cash basis, except for interest, which is recorded on a due basis.² Excludes grants, interest payments, and externally-financed capital expenditure.³ Includes repayments to CEMAC commercial banks and domestic suppliers for oil subsidies.⁴ Including arrears.

Table 4. Central African Republic: Monetary Survey, 2012–21

	2012	2013	2014	2015	2016			2017	2018	2019	2020	2021
			Est.	Prel.	Program	August	Proj.			Proj.		
	(CFAF billions; end of period)											
Net foreign assets	-11.4	8.6	51.7	42.2	47.7	30.2	47.7	69.7	91.0	106.0	128.1	149.0
Bank of Central African States (BEAC)	-7.2	8.4	47.6	27.0	30.7	20.3	30.6	52.6	73.9	89.0	111.1	131.9
Commercial banks	-4.2	0.2	4.1	15.3	17.0	9.9	17.0	17.0	17.0	17.0	17.0	17.0
Net domestic assets	278.3	268.3	253.6	275.7	289.8	283.5	290.4	297.4	308.9	326.5	345.7	364.1
Domestic credit	292.8	278.5	286.5	309.2	321.1	323.1	321.6	331.2	342.7	360.3	379.5	397.9
Credit to the public sector	151.1	159.8	163.2	186.1	189.2	180.1	189.2	183.9	179.2	179.2	179.2	179.2
Credit to central government (net)	151.1	159.8	163.2	186.1	189.2	180.1	189.2	183.9	179.2	179.2	179.2	179.2
BEAC	146.0	150.5	143.8	161.1	162.1	159.1	162.1	152.8	134.1	116.9	100.0	86.1
Treasury account	62.5	65.1	67.0	67.7	80.7	67.9	65.3	61.2	57.3	57.3	57.3	57.3
Consolidated loans	44.9	43.1	45.9	48.1	43.1	47.4	38.1	35.3	18.9	9.8	9.7	9.7
IMF (net, SDR allocation in NFA)	50.2	47.0	50.6	54.9	43.6	68.5	63.9	71.8	79.4	73.5	59.0	47.3
Deposits	-11.5	-4.7	-19.7	-9.7	-5.3	-24.8	-5.3	-15.5	-21.5	-23.7	-25.9	-28.2
Commercial banks	5.1	9.4	19.3	25.0	27.1	21.0	27.1	31.1	45.1	62.2	79.1	93.0
Credit to other public agencies (net)	0.0	0.0	0.0	0.0	0.0	0.0	0.0	0.0	0.0	0.0	0.0	0.0
Credit to the economy	141.8	118.6	123.4	123.1	132.0	143.1	132.5	147.3	163.5	181.2	200.3	218.8
Public enterprises	3.1	3.4	2.9	3.2	3.6	3.7	3.6	3.6	3.6	3.6	3.6	3.6
Private sector	138.7	115.2	120.5	119.9	128.3	139.4	128.8	143.7	159.9	177.5	196.7	215.1
Other items (net)	-14.6	-10.2	-33.0	-33.5	-31.3	-39.7	-31.2	-33.8	-33.8	-33.8	-33.8	-33.8
Money and quasi-money	202.3	213.7	244.8	257.8	288.1	259.5	289.3	327.7	364.6	405.0	448.7	490.7
Currency	105.1	120.2	138.2	134.8	159.2	134.5	159.9	178.3	198.4	220.3	244.1	267.0
Deposits	97.2	93.5	106.6	123.0	128.9	125.0	129.4	149.4	166.2	184.6	204.6	223.7
Demand deposits	57.7	49.4	58.9	64.9	69.2	67.0	69.4	77.4	86.2	95.7	106.0	116.0
Term and savings deposits	39.5	44.0	47.7	58.2	59.7	58.0	60.0	71.9	80.0	88.9	98.5	107.8
Other liabilities excluded from broad money	64.6	63.3	60.5	60.1	49.4	62.6	48.8	32.4	16.8	-8.5	-30.0	-51.2
	(Annual change, percent of beginning period broad money)											
Net foreign assets	-12.4	9.9	20.2	-3.9	2.1	2.1	2.1	7.6	6.5	4.1	5.5	4.7
Net domestic assets	16.6	-4.9	-6.9	9.0	6.8	5.7	5.7	2.4	3.5	4.8	4.7	4.1
Net domestic credit	14.7	-7.1	3.8	9.3	6.0	4.8	4.8	3.3	3.5	4.8	4.7	4.1
Net credit to central government	-1.8	4.3	1.5	9.4	1.2	1.2	1.2	-1.8	-1.4	0.0	0.0	0.0
Credit to the economy	16.5	-11.5	2.2	-0.1	4.8	3.6	3.6	5.1	4.9	4.8	4.7	4.1
Money and quasi-money	1.6	5.6	14.6	5.3	11.8	12.2	12.2	13.3	11.3	11.1	10.8	9.4
	(Annual percentage change)											
Net foreign assets	-185.6	-175.5	500.4	-18.4	12.9	12.9	12.9	46.1	30.5	16.5	20.9	16.3
Net domestic assets	13.5	-3.6	-5.5	8.7	6.5	5.4	5.4	2.4	3.9	5.7	5.9	5.3
Monetary base	-2.4	16.4	23.6	-1.8	11.3	11.7	11.7	11.5	11.3	11.0	10.8	9.4
Credit to the economy	30.2	-16.3	4.0	-0.2	10.3	7.6	7.6	11.2	11.0	10.8	10.6	9.2
Public enterprises	10.6	9.9	-15.8	11.5	13.0	13.0	13.0	0.0	0.0	0.0	0.0	0.0
Private sector	30.7	-16.9	4.6	-0.5	10.2	7.5	7.5	11.5	11.3	11.0	10.8	9.4
<i>Memorandum items:</i>												
Gross official foreign reserves (CFAF billions)	87.8	98.5	137.7	117.1	120.8	120.7	120.7	142.7	164.0	179.1	201.2	222.0
NDA of the central bank (CFAF billions)	121.6	124.7	117.0	134.7	149.1	149.9	149.9	148.8	150.2	159.9	164.6	169.6
Monetary base (CFAF billions)	114.4	133.1	164.6	161.6	179.8	180.5	180.5	201.4	224.1	248.8	275.7	301.5
Nominal GDP (CFAF billions)	1108	750	842	937	1042	1046	1046	1167	1299	1442	1598	1748
Velocity (GDP/broad money)												
End of period	5.5	3.5	3.4	3.6	3.6	3.6	3.6	3.6	3.6	3.6	3.6	3.6

Sources: C.A.R. authorities; and IMF staff estimates and projections.

Table 5. Central African Republic: Balance of Payments, 2012–21

	2012	2013	2014	2015	2016		2017	2018	2019	2020	2021
			Est.	Prel.	Program	Proj.			Proj.		
	(Billions of CFA francs)										
Current account	-51.1	-22.8	-46.9	-84.7	-105.7	-96.5	-112.5	-117.9	-129.2	-120.1	-114.1
Balance on goods	-68.4	-55.1	-155.7	-153.3	-147.6	-142.0	-152.6	-160.8	-177.5	-171.8	-168.7
Exports, f.o.b.	97.5	53.0	42.6	48.5	63.1	64.2	77.3	83.5	99.7	109.6	133.8
Imports, f.o.b.	-165.8	-108.1	-198.4	-201.8	-210.6	-206.2	-229.8	-244.4	-277.2	-281.3	-302.5
Services (net)	-58.0	-24.0	-50.8	-52.5	-54.2	-54.7	-56.9	-58.6	-60.5	-62.5	-64.9
Credit	41.0	55.4	67.1	69.6	72.5	72.1	74.9	78.9	83.3	88.1	93.3
Debit	-99.0	-79.4	-117.9	-122.1	-126.8	-126.8	-131.9	-137.5	-143.8	-150.6	-158.2
Income (net)	5.7	2.8	3.5	4.1	1.2	1.1	2.9	3.0	5.5	5.8	6.2
Credit	8.8	9.4	10.0	10.5	11.0	11.0	11.5	12.1	12.8	13.5	14.3
Debit	-3.1	-6.6	-6.5	-6.4	-9.9	-9.8	-8.6	-9.2	-7.3	-7.7	-8.1
Transfers (net)	69.5	53.6	156.1	117.0	94.9	99.1	94.1	98.6	103.3	108.4	113.3
Private	34	18.5	61.3	62.3	63.4	63.5	64.6	65.7	66.8	67.9	69.0
Official	35.5	35.1	94.8	54.6	31.5	35.6	29.5	32.9	36.5	40.5	44.4
of which: Program	11.0	9.7	73.6	31.0	5.2	9.2	0	0	0	0	0
Capital account	42.9	11.0	17.3	36.6	45.5	45.5	50.0	55.4	60.0	61.8	67.8
Project grants	42.9	11.0	17.3	36.6	45.5	45.5	50.0	55.4	60.0	61.8	67.8
Other transfers (debt forgiveness)	0.0	0.0	0.0	0.0	0.0	0.0	0.0	0.0	0.0	0.0	0.0
Financial account	41.6	32.7	7.4	27.5	13.9	4.7	36.5	36.9	39.1	42.2	35.8
Direct investment	35.7	0.9	1.1	3.2	18.5	9.2	38.9	39.4	35.4	32.8	24.9
Portfolio investment	0.0	0.0	0.0	0.0	0.0	0.0	0.0	0.0	0.0	0.0	0.0
Other Investment	5.9	31.8	6.3	24.3	-4.5	-4.5	-2.4	-2.5	3.7	9.4	10.9
Public sector (net) ¹	0.4	20.5	-5.8	-3.0	-4.5	-4.5	-2.4	-2.5	3.7	9.4	10.9
Project disbursement	8.5	1.1	0.0	3.8	6.0	6.0	6.0	6.0	10.1	16.0	17.5
Program disbursement	0.0	25.0	0.0	0.0	0.0	0.0	0.0	0.0	0.0	0.0	0.0
Scheduled amortization	-8.1	-5.6	-5.8	-6.8	-10.5	-10.5	-8.4	-8.5	-6.4	-6.5	-6.6
Monetary authorities (SDR allocation)	0.0	0.0	0.0	0.0	0.0	0.0	0.0	0.0	0.0	0.0	0.0
Other short-term flows	5.5	11.3	12.1	27.3	0.0	0.0	0.0	0.0	0.0	0.0	0.0
Errors and omissions	-35.8	-5.3	54.8	0.0	0.0	0.0	0.0	0.0	0.0	0.0	0.0
Overall balance (excl. errors and omissions)	33.5	20.9	-22.2	-20.6	-46.3	-46.3	-26.0	-25.7	-30.0	-16.0	-10.6
Identified financing	2.4	-15.6	-32.5	20.6	-3.7	16.6	-22.0	-21.3	-15.0	-22.1	-20.9
Net official reserves movements	2.4	-15.6	-39.2	20.6	-3.7	16.6	-22.0	-21.3	-15.0	-22.1	-20.9
Net IMF credit	11.7	1.1	3.6	4.3	-11.3	9.0	7.9	7.6	-5.9	-14.6	-11.7
SDR allocation	0.0	0.0	0.0	0.0	0.0	0.0	0.0	0.0	0.0	0.0	0.0
Other reserves (increase = -)	-9.3	-16.7	-42.8	16.3	7.6	7.6	-29.9	-28.9	-9.1	-7.5	-9.2
Exceptional financing	0.0	0.0	6.7	0.0	0.0	0.0	0.0	0.0	0.0	0.0	0.0
Debt rescheduling	0.0	0.0	6.7	0.0	0.0	0.0	0.0	0.0	0.0	0.0	0.0
Other exceptional financing ¹	0.0	0.0	0.0	0.0	0.0	0.0	0.0	0.0	0.0	0.0	0.0
Debt payment arrears (reduction=-)	0.0	0.0	0.0	0.0	0.0	0.0	0.0	0.0	0.0	0.0	0.0
Residual financing need	0.0	0.0	0.0	-0.1	50.0	29.7	48.0	47.0	45.0	38.1	31.4
<i>Memorandum items:</i>											
Terms of trade	2.8	19.4	8.2	29.0	5.8	5.7	-7.6	0.7	-2.5	0.6	0.2
Unit price of exports	-11.7	10.5	11.9	8.5	-1.9	-1.1	-0.8	0.8	-1.9	1.0	0.5
Unit price of imports	-14.1	-7.4	3.4	-15.9	-7.3	-6.4	7.3	0.1	0.5	0.3	0.3
Gross official foreign reserves											
(CFAF billions, end-of-period)	87.8	98.5	137.7	117.1	120.8	120.7	142.7	164.0	179.1	201.2	222.0
(Months of imports, f.o.b.)	5.6	3.7	5.1	4.2	4.0	4.0	4.5	4.7	5.0	5.2	5.5
Current account (percent of GDP)	-4.6	-3.0	-5.6	-9.0	-10.1	-9.2	-9.6	-9.1	-9.0	-7.5	-6.5
Capital account (percent of GDP)	3.9	1.5	2.1	3.9	4.4	4.3	4.3	4.3	4.2	3.9	3.9
Nominal GDP (CFAF billions)	1108	750	842	937	1042	1046	1167	1299	1442	1598	1748

Sources: C.A.R. authorities; and IMF staff estimates and projections.

¹ Includes HIPC debt relief from multilateral creditors. For 2010 onward, reflects full delivery of HIPC and MDRI relief on a flow basis.

Table 6a. Central African Republic: Treasury Cash Management Plan, 2016
(In millions of CFA francs)

	Actual									Projections			Total 2016	Jan-Aug
	January	February	March	April	May	June	July	August	September	October	November	December		
Balance from previous month (I)	11,402	13,272	9,600	10,042	7,350	10,814	5,359	10,089	8,884	4,992	10,043	7,593	11,402	11,402
Gross cash inflows (II)	9,058	8,720	10,093	6,164	18,493	7,927	22,646	7,271	6,789	13,899	14,062	40,785	165,907	90,372
Primary revenue	5,166	7,020	8,251	6,164	7,894	6,227	5,299	6,271	5,789	7,832	8,710	9,277	83,900	52,292
Other revenue	0	0	0	0	0	0	0	0	0	0	0	0	0	0
Financing	3,892	1,700	1,842	0	10,599	1,700	17,347	1,000	1,000	6,067	5,352	31,508	82,007	38,080
Treasury securities	3,892	0	0	0	5,352	0	3,892	0	0	0	5,352	0	18,488	13,136
Other budget support	0	1,700	1,842	0	5,247	1,700	13,455	1,000	1,000	6,067	0	31,508	63,519 ¹	24,944
World Bank	0	0	0	0	0	0	0	0	0	0	0	11,700	11,700	0
African Development Bank	0	0	0	0	0	0	0	0	0	0	0	5,900	5,900	0
IMF Disbursements	0	0	0	0	0	0	10,208	0	0	0	0	10,208	20,416	10,208
European Union	0	0	0	0	5,247	0	0	0	0	6,067	0	3,700	15,014	5,247
France	0	1,700	1,842	0	0	1,700	3,247	0	0	0	0	0	8,489	8,489
BEAC	0	0	0	0	0	0	0	0	0	0	0	0	0	0
Congo	0	0	0	0	0	0	0	1,000	0	0	0	0	1,000	1,000
Cameroon	0	0	0	0	0	0	0	0	1,000	0	0	0	1,000	0
Deposits from other banks	0	0	0	0	0	0	0	0	0	0	0	0	0	0
Gross cash outflows (III)	7,188	12,392	9,651	8,856	15,029	13,382	17,916	8,476	10,681	8,848	16,512	29,156	158,087	92,890
Primary expenditure	828	10,984	6,624	6,009	5,960	6,319	8,034	7,678	9,369	8,251	9,900	16,010	95,966	52,436
Wages	3	8,296	4,081	4,128	4,075	4,107	4,150	4,116	4,082	4,100	4,100	4,000	55,635	37,573
<i>add f.i. salary charges</i>		1,173	592	526	582	584	580	580	580	400	400	400		
Transfers	120	1,600	979	539	676	602	2,272	1,105	2,865	2,624	2,000	3,510	18,892	7,893
<i>of which: pensions</i>	73	18	47	12		45	1,638	244	1,770			1,700	5,547	2,077
Goods and services	705	1,006	1,115	1,236	1,204	1,605	1,493	2,192	1,753	1,527	3,000	3,000	19,836	10,556
<i>of which: banking fees</i>	84	94	95	99	251	50	246	448	195	114	298	100	2,074	1,367
Capital		82	449	106	5	5	119	265	669	0	800	5,500	8,000	1,031
Amortizations	5,905	1,205	990	2,380	6,989	5,105	9,805	456	703	419	6,512	4,750	45,219	32,835
<i>of which: IMF repayments</i>	2,581	5	703	252	5	2,109	2,581	5	703	66	5	0	9,015	8,241
Domestic	2,865	1,114	287	342	6,297	2,248	6,636			254	5,507	150	25,700	19,789
<i>of which: treasury securities</i>	2,500				5,500		4,000				5,500		17,500	12,000
External	459	86		1,786	687	748	588	451		99	1,000	4,600	10,504	4,805
Interest Due		7		508	6	238		7	300	69	100	6,350	7,585	766
Arrears payments	455	180	2,032	467	2,080	1,720	77	334	309	109	0	2,046	9,809	7,345
Withdrawals correspondents		23	5					1					29	29
Net cash flow (=I+ (II-III))	1,870	-3,672	442	-2,692	3,464	-5,455	4,730	-1,205	-3,892	5,051	-2,450	11,629	7,820	-2,518
Balance at end of month (=I+ (II-III))	13,272	9,600	10,042	7,350	10,814	5,359	10,089	8,884	4,992	10,043	7,593	19,222	19,222	8,884

Source: Data provided by the authorities.

¹ Of which: CFA 8,789 millions representing delayed disbursements from France and the EU as part of their 2015 budget support commitments.

Table 6b. Central African Republic: Treasury Cash Management Plan, 2017
(In millions of CFA francs)

	Projections												Total 2017
	January	February	March	April	May	June	July	August	September	October	November	December	
Balance from previous month (I)	19.222	15.891	12.667	7.706	5.283	12.361	21.830	18.499	20.195	15.233	16.258	23.034	19.222
Gross cash inflows (II)	12.387	8.495	8.495	8.495	23.497	22.925	12.387	13.415	8.494	12.743	23.495	13.593	168.421
Primary revenue	8495	8495	8495	8495	8495	8495	8495	8495	8494	8493	8493	8493	101,933
Other revenue	0	0	0	0	0	0	0	0	0	0	0	0	0
Financing	3.892	0	0	0	15.002	14.430	3.892	4.920	0	4.250	15.002	5.100	66.488
Treasury securities	3,892	0	0	0	5,352	3,892	0	0	0	0	5,352	0	18,488
Other budget support	0	0	0	0	9,650	14,430	0	4,920	0	4,250	9,650	5,100	48,000
World Bank	0	0	0	0	0	4,250	0	0	0	4,250	0	0	8,500
African Development Bank	0	0	0	0	0	0	0	0	0	0	0	5,100	5,100
IMF Disbursements	0	0	0	0	9,650	0	0	0	0	0	9,650	0	19,300
European Union	0	0	0	0	0	4,920	0	4,920	0	0	0	0	9,840
France	0	0	0	0	0	5,260	0	0	0	0	0	0	5,260
BEAC	0	0	0	0	0	0	0	0	0	0	0	0	0
Deposits from other banks	0	0	0	0	0	0	0	0	0	0	0	0	0
Gross cash outflows (III)	15.718	11.718	13.456	10.918	16.418	13.456	15.718	11.718	13.456	11.718	16.718	14.656	165.672
Primary expenditure	9.885	9.885	11.623	9.085	9.085	11.623	9.885	9.885	11.623	9.885	9.885	11.592	123.941
Wages	4,825	4,825	4,825	4,825	4,825	4,825	4,825	4,825	4,825	4,825	4,825	4,825	57,900
<i>add f.i. salary charges</i>	580	580	580	580	580	580	580	580	580	580	580	580	
Transfers	1,910	1,910	3,648	1,110	1,110	3,648	1,910	1,910	3,648	1,910	1,910	3,617	28,241
<i>of which: pensions</i>	0	0	1,738	0	0	1,738	0	0	1,738	0	0	1,738	6,952
Goods and services	2,008	2,008	2,008	2,008	2,008	2,008	2,008	2,008	2,008	2,008	2,008	2,012	24,100
<i>of which: banking fees</i>	483	483	483	483	483	483	483	483	483	483	483	487	5,800
Capital	1,142	1,142	1,142	1,142	1,142	1,142	1,142	1,142	1,142	1,142	1,142	1,138	13,700
Amortizations	4.700	700	700	700	6.200	700	4.700	700	700	700	5.700	1.931	28.131
<i>of which: IMF repayments</i>	2,394	5	375	89	5	1,766	982	5	375	89	3	1,766	7,854
Domestic	4,000	0	0	0	5,500	0	4,000	0	0	0	5,000	1,231	19,731
<i>of which: treasury securities</i>	4,000	0	0	0	5,500	0	4,000	0	0	0	5,000	1,231	19,731
External	700	700	700	700	700	700	700	700	700	700	700	700	8,400
Interest Due	483	483	483	483	483	483	483	483	483	483	483	483	5,800
Arrears payments	625	625	625	625	625	625	625	625	625	625	625	625	7,500
Withdrawals correspondents	25	25	25	25	25	25	25	25	25	25	25	25	300
Net cash flow (=II-III)	-3.331	-3.223	-4.961	-2.423	7.079	9.469	-3.331	1.697	-4.962	1.025	6.777	-1.063	2.749
Balance at end of month (=I+(II-III))	15.891	12.667	7.706	5.283	12.361	21.830	18.499	20.195	15.233	16.258	23.034	21.971	21.971

Source: Data provided by the authorities.

Table 7. Central African Republic: Disbursements of External Support, 2016–17

	Commitments for 2016			Commitments for 2017		Purpose
	Committed	Disbursed (CFA francs, bn)	To be disbursed (CFA francs, bn)		CFA francs, bn	
IMF	SDR 25.05 million	10.2	10.2	SDR 23.6 million	19.3	Balance of payments support
World Bank	US\$ 20 million		11.7	US\$ 15 million	8.5	Budget support
African Development Bank	US\$ 10 million		5.9	US\$ 9 million	5.1	Budget support
European Union	€ 15 million	6.1	3.7	€ 15 million	9.8	Budget support
France	€ 8 million	5.3		€ 8 million	5.3	Budget support
Total		21.6	31.4		48.0	
<i>Memorandum item:</i>	<i>Financing gap (CFAF, billion)</i>	50.0			48.0	
	<i>Remaining financing needs</i>	28.3			0.0	

Table 8: Central African Republic: Indicators of Capacity to Repay the IMF, 2016–26

	2016	2017	2018	2019	2020	2021	2022	2023	2024	2025	2026
IMF obligations based on existing credit											
(SDR millions)											
Principal	2.60	12.16	10.31	9.10	5.35	5.85	8.35	6.96	6.13	4.73	2.51
Charges and interest	0.01	0.07	0.07	0.07	0.07	0.07	0.07	0.07	0.07	0.07	0.07
IMF obligations based on existing and prospective credit											
(SDR millions)											
Principal	2.60	12.16	10.31	9.10	5.35	5.85	12.03	15.32	19.16	18.94	16.71
Charges and interest	0.01	0.07	0.07	0.07	0.07	0.07	0.07	0.07	0.07	0.07	0.07
IMF obligations based on existing and prospective credit											
(CFA billions)											
Principal	2.12	9.84	8.25	7.22	4.19	4.50	9.25	11.78	14.74	14.57	12.85
Charges and interest	0.01	0.06	0.06	0.06	0.05	0.05	0.05	0.05	0.05	0.05	0.05
Outstanding IMF Credit											
SDR Millions	83.98	95.22	108.31	110.91	105.55	99.70	87.67	72.36	53.20	34.26	17.55
CFAF Billions	68.51	77.06	86.66	87.98	82.72	76.68	67.43	55.66	40.92	26.35	13.50
Percent of government revenue	81.64	75.55	71.86	61.50	45.22	35.45	28.64	21.68	14.62	8.63	4.05
Percent of exports of goods and services	50.28	50.62	53.34	48.07	41.85	33.77	25.56	17.45	10.32	6.06	2.82
Percent of debt services	232.82	306.01	338.66	311.01	291.24	356.07	253.55	234.73	223.10	168.77	88.31
Percent of GDP	6.55	6.60	6.67	6.10	5.18	4.39	3.60	2.80	1.94	1.17	0.57
Percent of quota	75.39	85.48	97.23	99.56	94.75	89.50	78.70	64.96	47.76	30.75	15.75
Net use of IMF credit (SDR millions)											
Disbursements	12.5	23.4	23.4	11.7	0.0	0.0	0.0	0.0	0.0	0.0	0.0
Repayments and repurchases	2.61	12.23	10.38	9.17	5.43	5.92	12.10	15.39	19.23	19.01	16.78
<i>Memorandum items:</i>											
Nominal GDP (billions of CFA francs)	1046.4	1167.1	1298.7	1442.1	1597.7	1747.5	1871.0	1987.6	2111.8	2244.0	2384.6
Exports of goods and services (billions of CFA francs)	136.3	152.2	162.5	183.0	197.7	227.1	263.8	318.9	396.5	434.5	478.0
Government revenue (billions of CFA francs)	83.9	102.0	120.6	143.1	183.0	216.3	235.4	256.7	280.0	305.4	333.3
Debt service (billions of CFA francs)	29.4	25.2	25.6	28.3	28.4	21.5	26.6	23.7	18.3	15.6	15.3
IMF Quota	111.4	111.4	111.4	111.4	111.4	111.4	111.4	111.4	111.4	111.4	111.4

Source: IMF staff projections.

Table 9. Central African Republic: Financial Soundness Indicators, December 2010–June 2016
(Percent, end of period)

Concept	Dec-10	Dec-11	Dec-12	Dec-13	Dec-14	Dec-15	Jun-16
Capital Adequacy							
Total bank regulatory capital to risk-weighted assets	16.5	25.6	22.7	39.1	42.2	37.4	36.8
Percentage of banks greater or equal to 10 percent							
<i>Share of these banks/total banking system assets</i>							
Percentage of banks below 10 and above 6 percent minimum							
<i>Share of these banks/total banking system assets</i>							
<i>Percentage of banks below 6 percent minimum</i>							
Total capital (net worth) to assets	15.9	21.3	21.4	18.3	18.1	23.2	17.2
Asset Quality							
Non-performing loans to total loans	12.6	12.0	9.6	28.5	27.7	26.0	22.8
Non-performing loans net of provision to capital	1.5	3.3	1.6	50.0	44.4	34.6	24.3
FX loans to total loans							
Earnings and Profitability							
Net income to average assets (ROA)	3.6	4.8	4.3	-1.1	0.8	-0.3	0.3
Net income to average capital (ROE)	24.4	24.4	20.7	-5.4	3.8	-1.4	1.5
Non interest expense to gross income	65.9	59.9	64.0	79.5	218.4
Personnel expense to gross income							
Non interest income to gross income							
Expenses/Income							
Liquidity							
Liquid assets to total assets	26.1	23.2	16.1	14.9	22.7	39.9	33.8
Liquid assets to short-term liabilities	132.6	160.7	114.5	149.1	203.1	276.1	246.8
Loan/deposits	135.6
Liquid assets/total deposits
Sensitivity to market/FX risk							
Foreign exchange liabilities/total liabilities	7.6
Foreign currency deposits/official reserves

Sources: C.A.R. authorities; and Banque des Etats de l'Afrique Centrale.

Table 10. Central African Republic: Schedule of Disbursements, 2016–19

Disbursements Conditions	Date	Amount of Purchase	
		Millions of SDR	Percent of Quota
First disbursement upon program approval.	July 20, 2016	SDR 12.525 million	11.24
Second disbursement upon observance of the performance criteria for August 31, 2016 and completion of the first review.	December 19, 2016	SDR 12.525 million	11.24
Third disbursement upon observance of the performance criteria for December 31, 2016 completion of the second review.	March 22, 2017	SDR 11.70 million	10.5
Fourth disbursement upon observance of the performance criteria for June 30, 2017 completion of the third review.	October 23, 2017	SDR 11.70 million	10.5
Fifth disbursement upon observance of the performance criteria for December 31, 2017 completion of the fourth review.	March 21, 2018	SDR 11.70 million	10.5
Sixth disbursement upon observance of the performance criteria for June 30, 2018 completion of the fifth review.	October 22, 2018	SDR 11.70 million	10.5
Seventh disbursement upon observance of the performance criteria for December 31, 2018 completion of the sixth review.	March 20, 2019	SDR 11.70 million	10.5

Table 11. Central African Republic: Risk Assessment Matrix (RAM)

Sources of Risks	Relative Likelihood	Impact If Realized	Policy Response if Materialized
Deterioration of security conditions	High	High This would bring to a halt any momentum for the economic recovery.	Refocus reform on areas less sensitive to socio-political environment. Aim to maintain fiscal control with a view to maintain basic spending and keep social cohesion.
Structurally weak growth in key advanced and emerging economies	High (AEs) Medium (EMEs)	High Exports recovery would likely be delayed, lowering medium-term growth prospects.	Intensify structural reform and efforts to improve the business climate to promote investment.
Inertia of the government that lacks experience in confronting significant challenges under very difficult circumstances.	High	High Program implementation could weaken, and adoption of key structural reforms could be postponed, lowering growth prospects.	Gradual back load of reforms to create traction from all key stakeholders. Intensify key structural reform. Fiscal policy to focus on revenue mobilization, and efficient delivery of public services.
Limited administrative capacity	High	High Program implementation could weaken, and adoption of key structural reforms could be postponed.	Increase effectiveness of CD to strengthen institutional capacity.
Delayed delivery of external financial assistance	Medium	Medium Investment and growth would be negatively affected and poverty would risk increasing. Macroeconomic stability would be at risk.	Increased efforts aimed at domestic resource mobilization and expenditure efficiency.

Appendix I. Letter of Intent



Madame Christine Lagarde
Managing Director
International Monetary Fund
700 19th Street, NW
Washington, DC 20431
USA

Bangui, December 5, 2016

Dear Madame Lagarde:

- On July 20, 2016, the Executive Board of the International Monetary Fund (IMF)** approved an arrangement of SDR 83.55 million for the Central African Republic (C.A.R.), equivalent to 75 percent of its quota, under the Extended Credit Facility (ECF), in support of our policies designed to entrench macroeconomic stability and create the conditions for sustained and inclusive growth through structural reforms.
- The attached Memorandum of Economic and Financial Policies (MEFP) describes recent economic trends in the Central African Republic and progress that has been made in implementing our policies through end-August 2016.** In this connection, we would like to inform you that we have met all end-August performance criteria, except for the non-accumulation of external arrears. We have also implemented all structural benchmarks, albeit with some delays.
- This Memorandum also presents the economic and financial policies the government of the C.A.R. is implementing during the remainder of 2016 and during 2017 to consolidate macroeconomic stability,** support the economic recovery, improve revenue collection, strengthen public financial management, and advance its poverty reduction objectives. For that purpose, we have adopted a revised finance law for 2016 which is consistent with the ECF-supported program.
- In light of our satisfactory performance to date, and to cover our balance of payments needs,** we request the disbursement of the second tranche of financing equivalent to SDR 12.525 million under the ECF arrangement. We also request a waiver for the non-observance of the continuous performance criterion on non-accumulation of external payments arrears for which we have taken remedial measures outlined in this memorandum.

5. **We believe that the measures and policies outlined in the attached MEFP are appropriate to achieve the objectives of our program and reduce our balance of payments needs going forward.** We will not introduce any measures or policies that would compound balance of payments difficulties. Nonetheless, we stand ready to take additional measures that may be adequate for the successful implementation of the program. We will consult with the Fund on the adoption of such measures and in advance of revisions to the policies contained in the MEFP in accordance with the Fund's policies on such consultations. We will provide IMF staff all information needed to assess our policies, particularly as discussed in the Technical Memorandum of Understanding (TMU).

6. **We intend to publish the IMF staff report, including this letter, the attached MEFP, and the TMU.** We therefore authorize IMF staff to publish these documents on the IMF's external website once the Executive Board completes the first review of the arrangement under the ECF.

Sincerely yours,

/s/

Henri-Marie Dondra
Minister of Finance and Budget

/s/

Simplice Mathieu Sarandji
Prime Minister

Attachments:

Memorandum of Economic and Financial Policies
Technical Memorandum of Understanding

Attachment I. Memorandum of Economic and Financial Policies for 2016–17 Update

INTRODUCTION

1. **This Memorandum of Economic and Financial Policies (MEFP) provides updates on the implementation of the program for the 2016-19 period supported by the International Monetary Fund (IMF) through an arrangement under the Extended Credit Facility (ECF).**

Our economic and financial program aims at entrenching macroeconomic stability and creating the conditions for sustained broad-based and inclusive growth through structural reforms in line with the objectives of the national development plan currently being developed. This MEFP describes recent economic developments and takes stock of the implementation of the quantitative performance criteria and structural benchmarks at end-August 2016, in addition to laying down key directions for the rest of 2016 and 2017.

2. **Security conditions have deteriorated despite the government's efforts to reach out to all armed groups and civil society.** In recent weeks, attacks on civilians and demonstrations resulted in loss of lives, more internally displaced refugees, destruction of infrastructure, and reduced economic activity. Some of the risks identified in our July 2016 MEFP have materialized, complicating implementation of our economic program. Despite these setbacks, work is ongoing, with the support of our development partners and the United Nations (UN), on a reform of the security sector (RSS), with the objective to integrate some ex-combatants, streamline the armed and police forces from old and untrained officers, and put together a new security model that will maintain peace and security. The government's response to recent incidents include swift actions to avoid the escalation of violence, and the pursuit of our efforts to reach out to all stakeholders and build social cohesion and national consensus.

RECENT ECONOMIC DEVELOPMENTS AND PROGRAM IMPLEMENTATION

3. **Despite stronger than expected economic activity in some sectors, rising insecurity and the poor execution of our investment plan as well as pressure on transportation services led to an overall reduction in economic growth.**

Export agriculture, small-scale processing, transportation and trade rebounded during the first eight months of the year. However, the continued low execution of public investment projects, partly reflecting delayed disbursement of project aid, and renewed violence in Bangui and the rest of the country remain negatively affected economic activity. Average inflation increased to 5.1 percent, due to higher basic food prices resulting from difficulties in the livestock sub-sector, bad weather, additional demand from returning refugees and internally displaced people, and a short-lived strike in the transportation sector.

4. **Fiscal performance through end-August exceeded the program targets.** Good revenue performance and lower-than-planned domestically-financed capital spending resulted in a better than programmed domestic primary deficit. Domestic revenue reached CFAF 52 billion in line with the program objective while primary current expenditure (at CFAF 55.4 billion) and domestically-financed capital spending (at CFAF 0.6 billion) were lower than projected, reflecting weak administrative capacity and a prudent attitude in light of delayed budget support disbursements.

5. **The external debt remains stable at end-August 2016.** It amounts to CFAF 156.1 billion (a slight decrease compared with the end-December 2015 level of CFAF 156.9 billion). External payments arrears reached CFAF 159 billion, up from CFAF 157.3 billion at end-2015. This increase reflects accumulation of new external payments arrears vis-à-vis a few creditors, including China and India.

A. Program Implementation

6. **Performance under the program was satisfactory.** All end-August quantitative performance criteria (PCs) were met, with the exception of the one related to the non-accumulation of external payments arrears. All structural benchmarks were implemented, albeit with delay, notably the one related to the adoption of a ministerial decision identifying all government accounts and their contents due to the delayed finalization of the audit on commercial banks. The structural benchmark on asset disclosure was met on time.

THE NATIONAL DEVELOPMENT STRATEGY AND THE MEDIUM-TERM OUTLOOK

B. Pillars of The Strategy

7. **In the face of the significant economic challenges and the pervasive poverty that is hindering social progress and peace, we have developed our national development program called the Recovery and Peacebuilding Plan for the Central African Republic (RCPCA).** Underlying our RCPCA are four guiding principles:

- **A regional growth pole approach.** The latter is crucial to create conditions for balanced regional development to the benefit of the population at large.
- **A focus on economic integration and diversification to foster broad-based economic growth.** In this context, security and peace, agriculture, water and energy, transportation and telecommunications, and health and education will be the main vectors for sustainable growth.
- **The development of labor-intensive activities.** This will be key to absorb the large unemployment youth in the country.

- **The social resilience of the population.** This will help accompany and strengthen economic development.

8. **Accordingly, our RCPA will seek to:**

- i. develop subsistence food producing activities and cash crops;
- ii. promoting agro-forestry and downstream operations to create value added and employment opportunities;
- iii. developing mining activities in a formalized context to make these activities more attractive to large operators;
- iv. repairing and restoring highways, rural roads, dry ports and provincial airports;
- v. expanding transportation and telecommunications infrastructure; and
- vi. developing energy capacities.

9. **On the social side, our RCPA aims at enhancing the resilience of the population.**

This will require:

- i. restoring and providing assistance to internally displaced persons and refugees to ensure that socioeconomic activities effectively resume throughout the country;
- ii. restoring social cohesion and reduction of tensions in the community to support local economic recovery and create temporary jobs, primarily for young people;
- iii. redeploying the government infrastructure country-wide to support the economic rebound;
- iv. accessing drinking water, sanitation, and hygiene;
- v. strengthening the education sector to ensure overall education coverage and complete high-quality education, including access to all levels of education for all children of both genders, regardless of where they live;
- vi. giving new impetus to the health system; and
- vii. strengthening the fight against HIV.

C. Medium-Term Outlook

10. **The lifting of the remaining embargo on diamond exports from some parts of the country, the implementation of our macroeconomic policies and restoration of peace and security should improve the medium-term outlook.** Accordingly, the medium-term objectives (2016–19) underpinning our RCP are as follows:

- Economic growth is projected to average 5.1 percent, with inflation in line with the CAEMC target of 3 percent by 2019 owing in part to an increase in agricultural output.

- A domestic primary deficit projected to progressively decline from 3.3 percent in 2016 to 1 percent in 2019, reflecting a steady rise in the revenue to GDP ratio (stemming from the implementation of the reforms) and better spending controls.
- An external current account deficit projected around 9.2 percent of GDP given the sizable reconstruction needs.
- Financing needs are projected to decline during the period from 4.8 percent of GDP in 2016 to 3.1 percent in 2019.

D. The Investment Program

11. **The public investment framework is weak and requires a comprehensive overhaul.** We are committed to work with our technical and financial partners to put in place a new framework that will increase the efficiency of public investment, from the selection of projects to reporting, monitoring and execution. This will help improve portfolio management and restructuring to blend in the current small scale projects seeking to rehabilitate the administrative structures, health units, and schools with major infrastructure projects that will underpin the regional growth approach and an integrated development of the country. We have attached a list of projects to be implemented in 2017, which is also annexed to our 2017 budget.

ECONOMIC AND FINANCIAL PROGRAM FOR THE REST OF 2016 AND 2017

E. Macroeconomic Framework for 2016-17

12. **For the rest of 2016, we have revised economic growth downward while maintaining unchanged the domestic primary balance, which is the anchor of our fiscal program.**

- Real GDP growth is adjusted downward to 4.5 percent in 2016, from an initial target of 5.2 percent in view of the deteriorating security environment, transportation bottlenecks, and low investment project execution.
- Despite lower domestic oil prices, average inflation was revised upward to 5.1 percent in 2016 for lower the aforementioned reasons.
- The domestic primary deficit, which will remain the anchor for our fiscal policy, remains unchanged at 3.3 percent of GDP in 2016, thus reducing the public debt by 0.6 percentage points of GDP to 46.6 percent of GDP. These targets underpin the revised budget for 2016 which was passed by the National Assembly in October 2016. In support of this objective, domestic revenue will be kept at 8 percent of GDP, while primary spending will be slightly reduced to 11.3 percent of GDP, notwithstanding the inclusion

of new demobilization outlays from regional countries. Social spending will remain unchanged at CFAF 5 billion in 2016.

- The financing gap for the year remains unchanged at CFAF 50 billion. With CFAF 21.6 billion already disbursed, the balance (CFAF 28.4 billion) will be covered by the second tranche from the European Union and outstanding commitments from the World Bank, the African Development Bank and the IMF.

13. **Looking forward, and assuming better security conditions and appropriate policies, the key medium term macroeconomic objectives remain broadly unchanged, except for a slightly revised growth path in 2017:**

- **Real GDP growth of 5 percent** driven by the recovery of economic activities across all sectors and stimulation of public and private investments in infrastructure (water and electricity) and social sectors. Continued efforts to remove the Kimberley Process remaining embargo is expected to revive diamond production and export in this key sector.
- **Inflation should be brought down to 4.5 percent**, sustained by good performance in subsistence farming, continuous improvement of supply channels and prudent wage policies.
- **A reduction in the primary domestic deficit to 1.9 percent of GDP, compared to 3.3 percent in 2016.** The achievement of this objective is conditional on higher revenue and strict control over non-priority spending in order to allocate more resources to social sectors.
- **A reduction in the external current account deficit to 9.6 percent of GDP**, compared to 9 percent of GDP in 2015, reflective of increased import products.

FISCAL POLICY AND REFORMS

F. Revenue Reforms

14. **For the remainder of 2016, we have identified additional revenue measures to achieve our revenue target, despite significant revenue shortfall in September.** The shortfall is attributable to the delayed implementation of the new price structure for domestic petroleum products, and lower than projected revenue intake, as oil importers requested a moratorium to clear their stock. We will, therefore, implement additional revenue administration measures to meet the 2016 revenue target. The new measures will be incorporated into the medium-term action plan that will be revised with IMF's technical assistance. In addition to the measures laid out in the July 20 MEFP, we intend to:

- Launch a collection enforcement campaign to collect unpaid tax arrears.

- Focus on identification of VAT stop filers among large and medium-sized businesses.
- Ensure the full implementation of the market price listings and international prices valuation in the forestry sector. In the oil sector, we will step up VAT control and enforce prohibition on offsetting unpaid VAT credits against other taxes between importers and the State.
- Discontinue the practice of clearing goods before payment of customs duties is made and control payments of unsettled cases
- Accelerate the customs operations for the large volume of cars in the dry port,
- Increase the number of weekly rotations between Douala and Bangui from 2 to 3.

15. **While the treasury situation was in line with program objectives through end-August 2016, the outlook for the rest of the year is difficult.** Due to the revenue shortfall in September (CFAF 1.4 billion) and the concentration of the remaining budgetary aid disbursements in December and the need to clear external payments arrears accumulated in the first 8 months of the year, the authorities will introduce measures to contain expenditure including:

- i. the suspension of the clearing of domestic payments arrears incurred before 2016;
- ii. the suspension of cash advances on salaries; (iii) the suspension of cash payments on unused leave;
- iv. a ceiling of CFAF 50 million on spending for overseas mission;
- v. the cessation of new spending commitments by November 5, 2016. The implementation of these measures will keep spending at CFAF 145 billion. Furthermore, the Treasury committee will meet once a week to closely monitor revenue flows and calibrate spending accordingly. Lastly, in addition we will increase the fiscal buffer, to at least CFA 15 billion by end-year to ensure non-accumulation of domestic and external payments arrears, and help us cover domestic primary outlays for the first 4 months of 2017 during which no disbursements of budget support are expected.

16. **For 2017, the fiscal strategy will continue to aim at a higher coverage of domestic primary spending by domestic resources.** In line with the ECF-supported program, the 2017 draft budget targets a domestic revenue to GDP ratio of 8.7 percent. New fiscal measures are projected to bring about CFA 5.5 billion in additional revenue, pertaining to tax and customs policy CFAF 1.9 billion, improvements in tax and customs administration CFAF 3 billion, and a rationalization of exemptions CFAF 400 million. This objective will be achieved through:

- Further revision of the tax law and customs tariff to ensure compliance with the CEMAC common external tariff and tax regulations (CFA 1.5 billion), notably the introduction of

an excise tax on phone communications (CFA 750 million) and increase of customs duty rates applied to imported wheat flour, palm oil and frozen fish (CFA 750 million).

- Restriction of exemptions to only those provided for by law and a freeze on new tax exemptions from January 2017 and, accordingly, the phasing out of the inter-ministerial committee in charge of granting tax exemptions. Moreover, all existing tax exemptions and their revenue impact will be published by end-2017 [**a December 2017 structural benchmark**] and subsequently reviewed and restricted.
- Further improvements in tax and customs and tax operations through the steady implementation of the medium-term action plans developed since March 2016 by the revenue departments.

17. In addition, based on recommendations from a November 2016 TA mission on revenue administration, we have updated our actions plans to include additional measures and rationalize exemptions:

- Strengthening controls of exemptions to ensure that both the quality and quantity of exempted goods are aligned with those specified in the authorization, and that leakages are deterred and sanctioned
- Securing customs transit operations from the port of Douala to the destination customs office in Bangui; and
- Improving compliance management, especially through systematic exchange of information between the tax and customs department and cross-checking of customs and tax returns.

18. Another update of the action plan will be undertaken in the aftermath of the upcoming TA mission on tax policy scheduled for January 2017. These new reforms will be properly sequenced, taking into account revenue administration capacity and development needs. At the same time, the mission will also review para fiscal taxes, indirect taxation (excises, VAT), the exemptions, and tax reforms in the diamond, telecommunications, and forestry sectors. In the meantime, we intend to:

- conduct a revision of the excise and VAT legislation and identification of design improvements related notably to the tax base and rate structure that can be included in the (revised 2017 budget/2018 budget law).
- conduct a complete inventory of the indirect taxes and an action plan to reduce their number and control their utilization [a September 2017 performance criteria].
- introduce a new pricing mechanism that will ensure full pass through of international prices to domestic petroleum prices at the pump.

Public financial management reforms

19. **We remain committed to implement our public financial management reform agenda, along the lines of the July 2016 MEFP.** For the rest of 2016 and 2017, we are committed to:

- **Improve our accounting framework and ensure better reporting of budget execution.** We will accelerate the technical work needed to establish the treasury balances for 2010–14 while continuing to produce in a timely fashion the monthly treasury balances for the rest of 2016 and 2017. For this purpose, we will: (i) continue to maintain and remedy hitches in the GESCO, whilst considering migrating to a new system with assistance from our partners; and (ii) strictly adhere to the regulatory provisions on the use of exceptional payments procedures, which should not exceed 5 percent of non-wage and non-debt expenditure; (iii) include the latter provision in the 2017 budget law. All these measures are crucial to improve the accounting framework and submit the budget law executions for 2015 and 2016 in 2017.
- **Strengthening treasury management:** This measure will help us to plan revenue flows and calibrate spending with a view to avoid accumulation of payments arrears and coordinate donor commitments. We will continue to associate the donor community to our regular treasury committee meetings.
- **Pursuing the civil service reform.** We will continue the cleaning of the civil service roster to eliminate ghost employees, ensure that diplomats are not overstaying in the country of their assignment at the end of their tour of duty, secure the final register of civil servants and put in place new hiring and management procedures.

G. Domestic Payments Arrears Strategy

20. **The clearance of domestic payments arrears remains key to the restoration of creditor confidence and the credibility of the government.** They include arrears due to social institutions, private suppliers, commercial banks, the BEAC and cross debts.

- **Social payments arrears:** the government stepped up the clearance of wage and pensions arrears accumulated in previous years and is committed to remain current on salaries and pensions. As at end-2016, the stock of domestic social payments totaled CFAF 72.3 billion. Further technical work will continue before proceeding to the next steps, which will aim at auditing (by end-January 2017) and validating (by end-April 2017) the claims that will be settled.
- **Commercial arrears:** are estimated at CFA 14 billion, excluding the arrears accumulated in 2015 and 2016 which are being reviewed. It is expected that an audit will be conducted by January 2017 and the outcome validated in April 2017.

- **Commercial banks arrears** have been recently reviewed by an external consultant. They are for now estimated at CFAF 25.6 billion. The next phase is to enter into discussions with commercial banks to validate the final amount. Once this step is completed, before end 2016, the government intends to settle them through securitization in the form of marketable treasury bills, bearing market interest rates, in the second quarter of 2017. The operation should have a positive fiscal impact through a reduction in interest payments to banks. It will also be allowing banks to rebalance their balance sheets.
- **BEAC payments arrears.** The April 2016 agreement consolidates all liabilities and unpaid loans (excluding exceptional and statutory advances) to CFAF 55.9 billion. The agreement calls for postponing the repayments to March 2018.

21. **To better track the arrears and their status, we will produce, and update on a quarterly basis, a list by type of creditors (Table 1).**

H. External Debt Management and Sustainability

22. **The accumulation of external payments arrears vis-a-vis some of our creditors highlights weaknesses in our debt management units and insufficient liquidity buffers to absorb delays in donor funding.** External payment arrears were accumulated in 2016, which we intend to clear before the end of the year. In addition, we are taking steps to prevent accumulation of external payments arrears in the future, consistent with the program. New hiring and training will strengthen the debt management directorate which is expected to provide monthly report on debt services. In addition, to we intend to increase our cash buffer to cushion against delays in donor funding and limit the risks of arrears accumulation.

23. **In addition, we are committed to step up our efforts to resolve pre-HIPC arrears with those creditors with which no agreement has been reached.** Our country owes pre-HIPC arrears to Argentina, Equatorial Guinea, Iraq, Libya, and Montenegro and the government reached out to those creditors with a view to resume discussions and seek debt relief consistent with the 2009 Paris Club agreement. Following the political and civil crises, our country has accumulated post-HIPC arrears to China, India and the Saudi Development Fund. The government remains committed to resolve these arrears and reach out to those creditors. Lastly, consistent with the outcomes of the last DSA, the government remain committed to secure grants to finance our economic development plan, while recourse to highly concessional loan be limited to critical projects for which grants could not be secured.

I. Other Structural Reforms

24. **We will undertake structural and institutional reforms to promote the development of the private sector.** These reforms, which are aimed at improving the business climate, will focus on the modernizing and updating the legal framework in key economic sectors. To this end, the government intends to implement the Joint Business Improvement Framework (CMAA) to promote and enhance the government-private sector dialogue. Two laws

are in preparation to revitalize telecommunications activities. In the same spirit, we will update the investment charter, the mining code, the telecommunications code and the regulations in effect in the forestry sector. The government intends to submit the revised legal texts in March 2017 to the National Assembly. Lastly, a one-stop shop will be established to facilitate administrative procedures for investors.

INCREASING FINANCIAL INTERMEDIATION

25. **We recognize the need to enhance financial intermediation.** Provision of better services by commercial banks and loan repayment by borrowers will be key in achieving this goal. The June 2015 seminar, followed by a National Credit Council design of a work plan that identified a set of measures to strengthen the judicial system to help settle disputes between bank borrowers and lenders, expand the network of microfinance institutions and diversify the supply of financial products with a view to enhance financial inclusion, and improve risk management and lending practices. In this context, we are planning to ask the regional supervision body COBAC to conduct a mission to review prudential ratios of the local banking system. We are also implementing the action plan to set up commercial and land registries and taking steps to encourage and authorize more banks to conduct mobile banking and conducting training seminars to educate banks and the public on provision of financial services. In addition, we are focusing on measures to monitor risk management and lending practices to address prudential risks. Lastly, we are exploring options to enable the agricultural sector to access bank financing, including the feasibility of an agricultural bank with the support of technical and financial partners.

CAPACITY BUILDING AND TECHNICAL ASSISTANCE

26. **We will continue to rebuild capacity to ensure successful implementation of the program.** TA was delivered in 2016 by development partners to enhance customs revenue collection, improve treasury management, strengthen the interconnection between budget and accounting computerized modules to ensure work continuity of the Government Financial Management Information System (GESCO) and pursue the civil service reform. For 2017, we have reached understandings with the IMF on a comprehensive capacity building strategy in the context of the Capacity Building Framework (CBF) pilot project. Within this framework, our priorities remain on domestic revenue collection, PFM, public debt management, macroeconomic statistics, civil service reform and macro fiscal capacity. The outcomes will be first to strengthen the institutional framework in place that coordinates TA and training with a view to increasing revenue, enhancing spending efficiency, restoring budget discipline, strengthening debt management and creating a core macro fiscal capacity. If security risk heightens, we are planning to send staff to outside locations for training. We are also looking forward to take full advantage of additional TA that is expected to be provided by the IMF on tax policy, revenue administration, PFM, national accounts data compilation, and external trade data (Table 4). As part of the CBF pilot, we are committed to improve capacity and make the best use of the TA and training that will be provided by the development partners and the Fund. To offset the lack of specialized local

staff, we plan to hire young college graduates and train them in the specialty identified as crucial to improve capacity. Modernization of equipment is also underway with donor support.

PROGRAM MONITORING

27. **Performance under the program will continue to be monitored using quantitative performance criteria (PCs) and indicative targets together with structural benchmarks (Table 2).**

Performance criteria for end-December 2016 were maintained.

Indicative targets for end-September 2017, and PCs for end-June 2017 and end-December 2017 are proposed. The submission to parliament of the 2017 budget consistent with the program will be a **prior action** to the first ECF review. In addition, semi-annual reviews will be conducted to assess overall performance under the program. The end-December 2016 PCs will be assessed in the context of the second review in March 2017, the end-June 2017 PCs will be assessed in the context of the third review in September 2017, and the end-December 2017 PCs will be assessed in the context of the fourth review in March 2018.

28. **On the structural side, we have adopted new structural benchmarks for 2017 (Table 3).** They include:

- i. the re-negotiation of the convention with banks (end-June 2017);
- ii. the launching of the audits of the social debt, supplier debt and cross debts (end-February 2017);
- iii. restriction of exemptions solely on those provided by the law and a freeze on new tax exemptions (as part of the 2017 budget);
- iv. the publication of all existing exemptions (ongoing);
- v. a complete inventory of the para fiscal taxes and an action plan to ensure their timely transfer to the TSA (end-September 2017); and
- vi. the production of the revenue and expenditure account for 2016 (end-September 2017).

29. **Throughout the duration of the program, we commit to not introduce or intensify restrictions on payments and transfers related to current international procedures, nor to introduce multiple exchange rate practices, engage in bilateral agreements not consistent with the Article VIII of the Articles of Agreement, impose or broaden impose restrictions to influence the balance of payments.** In addition, the government commits to adopt, in consultation with Fund staff any new measures, financial or structural, that may prove necessary to ensure the success of the program.

Table 1: Central African Republic: Stock of Domestic and External Arrears
(Billions of CFAF)

Type of Creditor	Aug-16.	Dec-16 proj.	Mar-17 proj.	Jun-17 proj.	Sep-17 proj.	Dec-17 proj.	Mar-18 proj.	Jun-18 proj.	Sep-18 proj.	Dec-18 proj.
Domestic										
Total	176.4	173.9	171.9	169.9	167.9	166.4				156.3
BEAC ¹	55.9	55.9	55.9	55.9	55.9	55.9				52.9
Commercial Banks ²	25.6	25.6	25.6	25.6	25.6	25.6				25.6
Private Suppliers ²	14.0	14.0	14.0	14.0	14.0	14.0				14.0
Social Payments ²	72.3	69.8	67.8	66.8	64.8	63.8				56.8
Cross Debt and Other	8.6	8.6	8.6	7.6	7.6	7.1				7.0
External										
Total	159.9	158.4				158.4				158.4
Bilateral Debt ³	153.7	152.2				152.2				152.2
Multilateral Debt ⁴	6.2	6.2				6.2				6.2

Source: C.A.R. authorities.

¹ The April 2016 agreement consolidates all audited liabilities and unpaid loans (excluding exceptional and statutory advances which amount to CFAF 22.5 billion).

The agreement calls for postponement of the repayments to March 2018.

² Estimate. Audit and validation expected in early 2017. Arrears to private suppliers exclude arrears in 2015 and 2016 which are being reviewed.

³ The authorities are negotiating to resolve these arrears, many of which are pre-HIPC. Under the Paris Club agreement,

C.A.R. has committed to negotiate the Non-Paris Club debt under the same conditions granted by the Paris Club.

⁴ Mainly overdue contributions to international organizations.

Table 2. Central African Republic: Performance Criteria (PC) and Indicative Targets, 2016–17
(CFAF billion; cumulative from beginning of the year)

	End-December 2015		August 31, 2016		End-December 2016		End-March 2017	End-June 2017	End-September 2017	End-December 2017
	Stock	PC	Actual	Status	PC	Indicative Target	PC	Indicative Target	PC	
Quantitative performance criteria										
Domestic government financing (ceiling, cumulative flows for the year)	186.0	4.5	-6.0	Met	3.2	-1.7	-2.5	-4.0	-5.3	
Domestic revenue (floor, cumulative for the year) ¹		51.0	52.3	Met	84.7	25.0	50.1	74.7	102.0	
Domestic primary deficit (ceiling, cumulative for the year) ²		-19.9	-3.1	Met	-34.7	-7.2	-13.7	-16.0	-21.9	
Reduction in domestic payments arrears (floor, cumulative for the year)		-3.7	-7.3	Met	-5.6	-2.0	-4.0	-6.0	-7.5	
Continuous performance criteria										
Contracting or guaranteeing of new external non concessional debt (ceiling) ^{3,4}		0.0	0.0	Met	0.0	0.0	0.0	0.0	0.0	
Non accumulation of external payments arrears (ceiling, cumulative for the year) ^{3,4}		0.0	1.5	Not met	0.0	0.0	0.0	0.0	0.0	
Indicative targets										
Social spending (floor, cumulative for the year)		3.3	5.4	Met	5.0	1.5	3.0	4.5	6.0	
Memorandum item:										
New concessional/external debt contracted or guaranteed by the government		6.0	0.0		6.0	3.0	6.0	6.0	6.0	

Sources: C.A.R. authorities; and IMF staff estimates.
¹ Domestic revenue, which excludes foreign grants and divestiture receipts (see the TMU for more details).
² The domestic primary balance is defined as the difference between government domestic revenue and government total expenditure, less all interest payments and externally-financed capital expenditure.
³ These objectives will be monitored continuously.
⁴ Contracted or guaranteed by the government (see the TMU).

Table 3. Central African Republic: Structural Benchmarks, 2016–17

Measures	Timeline	Macroeconomic Rationale	Status
Adoption of ministerial decision to cease the creation of new government bank accounts.	End July 2016	Improve public financial management.	Not Met. Implemented in August
Presentation to parliament by the government of a revised budget for 2016 consistent with the program.	End August 2016	Improve accountability	Met
Adoption of a ministerial decision identifying all government accounts and their contents.	End August 2016	Improve public financial management	Not Met. Implemented in September
Adoption of an inter-ministerial decision basing the price structure for domestic petroleum products on Platts international prices.	End July 2016	Improve revenue collection	Not Met. Implemented in August
Require assets disclosures by cabinet members in compliance with existing legal requirements.	End July 2016	Improve governance.	Not Met. Implemented in August
Provision by the Ministry of Foreign Affairs of airline transportation tickets to all diplomats when assignments have ended to facilitate their repatriation.	End-December 2016	Rationalize the wage bill.	
Consolidate the TSA by closing non-donors and non essential government's accounts opened in Commercial Banks.	End March 2017	Improve public financial management	
Adoption by the minister of finance of a domestic payment arrears clearance plan.	End June 2017	Improve public financial management and debt management	
Proposed new benchmarks:			
Submission of 2017 budget to parliament consistent with the program	Prior Action		
Restriction of exemptions solely on those provided by the law and a freeze on new tax exemptions (as part of the 2017 budget)	End December 2016	Improve transparency and revenue collection	
The launching of the audits of the social debt, supplier debt and cross debts	End February 2017	Improve public financial management and debt management	
The renegotiation of the convention with banks	End June 2017	Strengthening treasury management	
A complete inventory of the para fiscal taxes and an action plan to ensure their timely transfer to the TSA	End September 2017	Improve public financial management	
The production of the revenue and expenditure account for 2016	End September 2017	Improve accountability	
The publication of all existing tax exemptions	End December 2017	Improve transparency and accountability	

Table 4. Central African Republic: Technical Assistant Activities, 2016–17

Date	Department	Mission Purpose
Sep-16	AFR	Staff visit
	FAD	Strengthening CEMAC customs union
Oct-16	FAD	AFC: Revenue Administration
Nov-16	STA	AFC: Governance Finance Statistics
	FAD	Revenue Administration
Dec-16	STA	Balance of Payments Statistics
	FAD	AFC : Public Financial Management
Jan-17	MCM	AFC: Liability Management Framework
	FAD	Tax policy
	FAD	AFC: Revenue Administration
	FAD	AFC: Tax Administration
Feb-17	FAD	AFC: Public Financial Management
	MCM	AFC: Liability Management
	FAD	Public Finance management
	FAD	AFC: Tax administration
	STA	AFC :Government Finance Statistics
Apr-17	STA	AFC: National Accounts
	FAD	AFC : Public Financial Management

Attachment II. 2016 Technical Memorandum of Understanding

INTRODUCTION

1. **This Technical Memorandum of Understanding (TMU) spells out the concepts, definitions, and data reporting procedures mentioned in the Memorandum of Economic and Financial Policies (MEFP)** prepared by the authorities of the Central African Republic. More specifically, it describes:

- data reporting periodicity and timeframes;
- definitions and computation methods;
- quantitative targets;
- adjusters of quantitative targets;
- structural benchmarks; and
- other commitments made within the MEFP.

2. **Unless otherwise specified**, all performance criteria and indicative targets are assessed on a cumulative basis as of January 1 of the same year.

A. Program Assumptions

3. **Exchange rate.** For the purposes of this TMU, the value of transactions denominated in foreign currencies will be converted into CFA francs (CFAF), the currency of the Central African Republic (C.A.R.), on the basis of the exchange rates used to prepare the ECF. The key exchange rates are shown below.

CFAF/US\$: 585

CFAF/euro: 656

CFAF/SDR: 815

Definitions

4. **Unless otherwise specified, the government is understood to mean the central government of C.A.R. and does not include any local governments**, the central bank, or any public entity with separate legal personality (i.e., enterprises wholly or partially owned by the

government) that are not included in the table on government financial operations (*Tableau des opérations financières de l'État*—TOFE).

5. **Definition of debt.** The definition of debt is set out in point 8 of Decision No. 6230-(79/140) of the Executive Board of the IMF, as amended on December 5, 2014, by Executive Board Decision No. 15688-(14/107):

(a) **"Debt"** is understood to mean a current, i.e., not contingent, liability, created under a contractual arrangement through the provision of value in the form of assets (including currency) or services, and which requires the obligor to make one or more payments in the form of assets (including currency) or services, according to a specific schedule; these payments will discharge the obligor of the principal and/or interest liabilities incurred under the contract. Debts can take a number of forms, the primary ones being as follows:

- i. loans, i.e., advances of money to the obligor by the lender made on the basis of an undertaking that the obligor will repay the funds in the future (including deposits, bonds, debentures, commercial loans, and buyers' credits) and temporary exchanges of assets that are equivalent to fully collateralized loans, under which the obligor is required to repay the funds, and usually pay interest, by repurchasing the collateral from the buyer in the future (such as repurchase agreements and official swap arrangements);
- ii. suppliers' credits, i.e., contracts where the supplier permits the obligor to defer payments until sometime after the date on which the goods are delivered or services are provided; and
- iii. leases, i.e., arrangements under which property is provided that the lessee has the right to use for one or more specified period(s) of time that are usually shorter than the total expected service life of the property, while the lessor retains the title to the property. For the purpose of this guideline, the debt is the present value (at the inception of the lease) of all lease payments expected to be made during the period of the agreement, excluding those payments necessary for the operation, repair, or maintenance of the property.

(b) Under the definition of debt set out above, arrears, penalties, and judicially awarded damages arising from the failure to make payment under a contractual obligation that constitutes debt are debt. Failure to make payment on an obligation that is not considered debt under this definition (e.g., payment on delivery) will not give rise to debt.

(c) **External debt** is defined as debt borrowed or serviced in a currency other than the CFA franc of the Financial Cooperation of Africa (CFAF).

(d) **Internal debt** is defined as debt borrowed or serviced in the CFA franc of the Financial Cooperation of Africa (CFAF).

6. **Guaranteed debt.** The guaranteeing of a debt by the government is understood to be an explicit legal obligation to service a debt in the event of nonpayment by the borrower (by means of settlements in cash or in kind).

7. **Concessional debt.** A debt is considered concessional if its grant element is at least 50 percent. The grant element is the difference between the nominal value of the loan and its present value, expressed as a percentage of the nominal value. The present value of the debt at the date on which it is contracted is calculated by discounting the debt service payments at the time of the contracting of the debt. The discount rate used for this purpose is 5 percent.
8. **Total government revenue** is tax and non-tax revenue or other revenue (as defined in *GFSM 2001*, Chapter 5) and is recorded on a cash basis. Proceeds from taxation on contracts, asset sales, revenue from privatization or from the granting or renewal of licenses, and placement proceeds on government assets and grants are not considered government revenue for the purposes of the program.
9. **Total government expenditure** is understood to be the sum of expenditure on wages and salaries of government employees, goods and services, transfers (including subsidies, grants, social benefits, and other expenses), interest payments, and capital expenditure. All these categories are recorded on a commitment basis, unless otherwise stated. Total government expenditure also includes expenditure executed before payment authorization (*dépenses avant ordonnancement*—DAO) and not yet regularized.
10. **Wages and salaries** correspond to the compensation of government employees as described in paragraphs 6.8–6.18 of *GFSM 2001*, namely, all employees (permanent and temporary), including civil servants and members of the armed and security forces. Compensation is defined as the sum of wages and salaries, allowances, bonuses, pension fund contributions on behalf of civil servants, and any other form of monetary or non-monetary payment.
11. **For the purposes of this memorandum, the term arrears** are defined as any debt obligations (as defined in paragraph 5 above) that have not been amortized in conformity with the conditions specified in the pertinent contract establishing them.
12. **Domestic payment arrears** are the sum of: (i) payment arrears on expenditure; and (ii) payment arrears on domestic debt.
- **Payment arrears on expenditures** are defined as all payment orders to the Treasury created by the entity responsible for authorizing expenditure payments but not yet paid 90 days after authorization to pay given by the treasury. Expenditure payment arrears so defined are part of “balance payable” (or “amounts due”). Balance payable corresponds to government unpaid financial obligations and include the domestic floating debt besides the expenditure arrears. They are defined as expenditure incurred, validated and certified by the financial controller and authorized by the public Treasury but which have not been paid yet. These obligations include bills payable but not paid to public and private companies, but do not include domestic debt financing (principal plus interest). For the program target, domestic payment arrears are “balances payable” whose maturity

goes beyond the 90-day regulatory deadline, while floating debt represents “balances payable” whose maturity does not go beyond the 90-day deadline.

- **Payment arrears on domestic debt** are defined as the difference between the amount required to be paid under the contract or legal document and the amount actually paid after the payment deadline specified in the pertinent contract;
13. **External payment arrears** are defined as the difference between the amount required to be paid under the contract or legal document and the amount actually paid after the payment deadline specified in the pertinent contract.

B. Quantitative Targets

14. **The quantitative targets (QTs) listed below are those specified in Table 2 of the MEFP. Adjusters of the quantitative targets are specified in Section D.**

- **Ceiling on domestic budgetary financing to the government.**
- **Domestic public financing to the government** is defined as the sum of the i) the bank credit to the government, defined below; and ii) non-bank financing to the government, including proceeds from the sale of government assets, which includes proceeds from the divestiture of parts of public enterprises, that is, privatizations, Treasury bills, and other securitized obligations issued by the government and denominated in CFA francs on the CEMAC regional financial market, and any Bank of Central African States (BEAC) credit to the government, including any drawings on the CFA franc counterpart of the allocation of Special Drawing Rights (SDRs).
- **Bank credit to the government** is defined as the balance between the debts and claims of the government vis-à-vis the central bank and the national commercial banks. The scope of credit to the government is that used by the BEAC and is in keeping with general IMF practice in this area. It implies a definition of government that is broader than the one indicated in paragraph 3. Government claims include the CFA franc cash balance, [postal checking accounts], subordinated debt (obligations cautionnées), and all deposits with the BEAC and commercial banks of government owned entities, with the exception of industrial or commercial public agencies (établissements publics à caractère industriel et.) commercial—EPICs) and government corporations, which are excluded from the calculation. Government debt to the banking system includes all debt to the central bank and the national commercial banks, including Treasury bills and other securitized debt.

Floor for total domestic government revenue

- **Domestic government revenue:** only cash revenues (tax and non-tax revenue) will be taken into account for the TOFE.

Floor for government social spending

- **Poverty-reducing social spending** comprises public non-wage spending on primary and secondary education, health, social action, water and sanitation, microfinance, agriculture, and rural development. Its execution is monitored on a payment-order basis during the program.

Ceiling on domestic primary deficit

- **The domestic primary fiscal balance** (commitment basis) is defined as the difference between government domestic revenue and government expenditure, less all interest payments, externally financed capital expenditure and spending financed by grants. Payments on arrears are not included in the calculation of the domestic primary balance.

Floor on reduction of domestic payments arrears

- **The government undertakes to settle some priority arrears that were validated.**

Non-Accumulation of External Debt Contracted or Guaranteed by the Government

- **The government undertakes not to contract or guarantee non-concessional debt.** Loans for financing projects must not exacerbate debt vulnerabilities according to the debt sustainability analysis prepared jointly by the staff of the World Bank and the IMF.

Non-Accumulation of New External Payment Arrears by the Government

- **External payment arrears** are defined in paragraph 12.
- **The government undertakes not to accumulate external payment arrears**, with the exception of arrears relating to debt that is the subject of renegotiation or rescheduling. This quantitative performance criterion applies on a continuous basis. For the purposes of this performance criterion, an obligation that has not been paid within 30 days after falling due is considered an external payments arrear.

Non-Accumulation of New Domestic Payment Arrears by the Government

- **Domestic payment arrears** are defined in paragraph 13.
- **The government undertakes not to accumulate domestic payment arrears.**

Adjusters of Quantitative Targets

- **To take into account the factors or changes that are essentially outside the government's** performance, various quantitative targets for 2016 will be adjusted as follows:

- **If the total revenue from privatization or renewal of telecommunication licenses or forestry or oil licenses is greater than the amount programmed, the following adjustments will be made:**
 - i. The floor for the primary budget balance can be adjusted downward by 50 percent of these additional receipts;
 - ii. The ceiling on net domestic financing of the government will be adjusted downward by the remained of the additional receipts.
- b. If the total budget support is below the programmed amount, the following adjustments will be made:
 - i. The ceiling on net domestic financing of the government will be adjusted upward by 50 percent of disbursements programmed but not made.
 - ii. The floor for the primary budget balance will be adjusted downward by 50 percent of disbursements programmed but not made.
- c. If the total budget support is above the programmed amount, the following adjustments can be made:
 - i. The ceiling on net domestic financing of the government will be adjusted downward by 50 percent of disbursements above the programmed amounts.
 - ii. The floor for the primary budget balance will be adjusted upward by 50 percent of disbursements above the programmed amounts.

Structural Benchmarks

15. **Adoption of a decision ending the practice of opening new bank accounts in commercial banks on behalf of the government, except accounts for projects covered by an agreement with donors.**

- A decision will have to be reached to end the practice of opening new bank accounts in commercial banks on behalf of the government, except accounts for projects covered by an agreement with donors. This decision will strengthen and consolidate public finances.

Submission of a 2016 Supplementary Budget to the National Assembly.

- The 2016 supplementary budget will have to be submitted to the National Assembly. This will help return public financial management to normal.

Adoption of a Decision by the Ministry of Finance Identifying all Government accounts and their Contents.

- A decision will have to be reached to identify all government accounts and their contents in commercial banks in order to secure and enhance management of the Treasury Single Account.

Adoption of a decree basing the price structure for national petroleum products on international Platts prices.

- A decision will have to be reached to base the price structure for national petroleum products on international Platts prices to increase transparency in the price structure and boost domestic revenue.

Reporting of assets by ministers in accordance with the legal provisions in force.

- The implementation of these legal provisions aims to increase transparency and good governance.

Repatriation of diplomats at the end of their mission.

- Diplomats will have to be repatriated to C.A.R. upon the conclusion of their mission abroad to limit public spending.

Consolidation of the Treasury Single Account by closing accounts that do not belong to donors and non-essential government accounts open in commercial banks.

- A decision will have to be made to close government bank accounts open in commercial banks and managed outside the government's centralized cash flow management system, with the exception of accounts for projects, and to consolidate the Treasury Single Account.

Adoption by the Minister of Finance of a Domestic Arrears Clearance Plan

- A domestic arrears clearance plan will have to be adopted to rebuild the government's credibility by restoring creditor confidence.

Submission of 2017 budget to parliament consistent with the program

- A 2017 budget consistent with the program will have to be submitted to Parliament for consideration as a prior action for the first review.

Restriction of exemptions solely on those provided by the law and a freeze on new tax exemptions (as part of the 2017 budget)

- A decision will have to be made to restrict exemptions only on those provided for by law and also impose a freeze on any new tax exemptions. This will improve transparency and revenue collection.

The launching of the audits of the social debt, supplier debt and cross debts

- The aim is to improve public financial management and enhance debt management practices.

The renegotiation of the convention with banks

- The aim is to strengthen treasury management system.

A complete inventory of the para fiscal taxes and an action plan to ensure their timely transfer to the TSA

- An action plan will have to be developed to undertake a complete inventory of the para fiscal taxes and to ensure their timely transfer to the TSA. The aim is to improve public financial management.

The production of the revenue and expenditure account for 2016

- A decision will have to be taken to ensure the timely production of the revenue and expenditure account for 2016.

The publication of all existing tax exemptions

- A decision has to be reached to publish all existing tax exemption, to enhance transparency and accountability.

Reporting to the IMF

16. **Quantitative data on the government's indicative targets will be reported to IMF staff according to the periodicity described in Table III.1.** Moreover, all data revisions will be promptly communicated. The authorities undertake to consult Fund staff regarding any and all information or data not specifically addressed in this TMU but which is necessary for program implementation, and inform Fund staff whether the program objectives have been reached.

Table 1. Central African Republic: Reporting to the IMF as Part of Financing Under the ECF Arrangement	
Description of data	Deadline
Bi-annual report evaluating quantitative indicators and structural measures (tables 11 and 12 of MEFP), with supporting documents	Within four weeks of the end of each quarter.
Monetary position, monthly central bank and commercial bank accounts	Within four weeks of the end of each month.
Monthly cash flow operations table	Within ten days of the end of each month.
Government financial operations table	Within four weeks of the end of each month.
Total monthly amount of domestic payment arrears on goods and services and on wages, including unpaid pensions and bonuses	Within four weeks of the end of each month.
External debt stock at end of period	Within four weeks of the end of each month.
Breakdown of expenditures listed in TOFE (goods and services, wages, interest, etc.)	Within four weeks of the end of each month.
Summary table of actual expenditures in priority areas, such as health, education, and security	Within four weeks of the end of each quarter.
Breakdown of current expenditure and capital disbursements, financed with own and external resources	Within four weeks of the end of each quarter.
Breakdown of revenues by institution and economic classification	Within four weeks of the end of each quarter.
Revenues and expenditures recognized against one another without a cash settlement (by expenditure and revenue type)	Within four weeks of the end of each quarter.
Breakdown of debt service and external arrears, particularly by interest and principal, and by main creditor	Within four weeks of the end of each month.
Amount of new non-concessional and concessional external debt contracted by the government	Within four weeks of the end of each month.
Actual disbursements for projects and programs receiving foreign financial assistance and relief of external debt granted by external creditors (including the date, amount, and creditor)	Within four weeks of the end of each month.